

**DELAWARE RIVER**  
**JOINT TOLL BRIDGE COMMISSION**  
**MINUTES**  
**MEETING OF SEPTEMBER 29, 2014**

**DELAWARE RIVER JOINT TOLL BRIDGE COMMISSION**

**MEMBERS OF THE COMMISSION**

**NEW JERSEY**

HONORABLE DAVID R. DEGEROLAMO  
**Chairman**

HONORABLE GEOFFREY S. STANLEY

HONORABLE EDWARD J. SMITH

HONORABLE WILLIAM J. HODAS

HONORABLE YUKI MOORE LAURENTI

**PENNSYLVANIA**

HONORABLE GAETAN J. ALFANO  
**Vice Chairman**

VACANT

HONORABLE JOSEPH ULIANA  
**Secretary-Treasurer**

HONORABLE DANIEL GRACE

HONORABLE JACK MUEHLHAN

**DELAWARE RIVER JOINT TOLL BRIDGE COMMISSION**

**STANDING COMMITTEES**

**FINANCE COMMITTEE**

**NEW JERSEY:** Yuki Moore Laurenti\*, Edward Smith

**PENNSYLVANIA:** Gaetan Alfano, Jack Muehlhan

**PROJECTS COMMITTEE**

**PENNSYLVANIA:** Joseph Uliana\*, Daniel Grace\*\*,

**NEW JERSEY:** David DeGerolamo, Geoffrey Stanley

**PROFESSIONAL SERVICES COMMITTEE**

**NEW JERSEY:** Edward Smith\*, William Hodas

**PENNSYLVANIA:** Gaetan Alfano, Jack Muehlhan

**PERSONNEL COMMITTEE**

**PENNSYLVANIA:** Daniel Grace\*, Joseph Uliana\*\*

**NEW JERSEY:** William Hodas, David DeGerolamo

---

**AUDIT COMMITTEE**

**PENNSYLVANIA:** Gaetan Alfano\*, Joseph Uliana

**NEW JERSEY:** David DeGerolamo, Geoffrey Stanley

**ADMINISTRATIVE COMMITTEE**

**NEW JERSEY:** Yuki Moore Laurenti\*, Geoffrey Stanley

**PENNSYLVANIA:** Jack Muehlhan, Daniel Grace  
Odessa Jenkins, John Anderson, Sean McNeeley

**SELECTION COMMITTEE**

**PENNSYLVANIA:** Daniel Grace, Joseph Uliana  
**NEW JERSEY:** Geoffrey Stanley, William Hodas

\*Chairman of Committee

\*\* Temporary assignment due to the vacancy of a PA Commissioner

X:\Wendy's Files\Commission Mtgs from.2003 to present\2014\Sept 29, 2014\7) Operations Report\Standing Committees- 6-04-13.doc

Thursday, September 11, 2014

**DELAWARE RIVER JOINT TOLL BRIDGE COMMISSION  
RECAPITULATION OF COMMITTEE MEMBERSHIP**

<b>DeGerolamo</b>	(1) Projects, Property and Equipment Committee (2) Audit Committee
<b>Alfano</b>	(1) Finance, Insurance, Management and Operations Committee (2) Professional Services Committee (3) Audit Committee (Chairman)
<b>Grace</b>	(1) Projects, Property and Equipment Committee ** (2) Personnel Committee (Chairman) (3) Administrative Committee (4) Selection Committee
<b>Vacant*</b>	(1) Projects Committee, Property and Equipment (2) Personnel Committee
<b>Hodas</b>	(1) Professional Services Committee (2) Personnel Committee (3) Selection Committee
<b>Laurenti</b>	(1) Finance, Insurance Management and Operations Committee (Chairman) (2) Administrative Committee (Chairman)
<b>Muehlhan</b>	(1) Finance, Insurance, Management and Operations Committee (2) Professional Services (3) Administrative Committee
<b>Smith</b>	(1) Finance, Insurance, Management and Operations Committee (2) Professional Services Committee (Chairman)
<b>Stanley</b>	(1) Projects, Property and Equipment Committee (2) Audit Committee (3) Administrative Committee (4) Selection Committee (Chairman)
<b>Uliana</b>	(1) Projects, Property and Equipment Committee (Chairman) (2) Audit Committee (3) Selection Committee (4) Personnel Committee**

**DELAWARE RIVER JOINT TOLL BRIDGE COMMISSION**

**PROFESSIONAL ASSOCIATES**

**CONSULTING ENGINEERS**

TRANSYSTEMS CONSULTING ENGINEERS  
Paramus, New Jersey

**LEGAL COUNSEL**

STRADLEY, RONON, STEVENS & YOUNG  
Philadelphia, Pennsylvania

FLORIO, PERRUCCI, STEINHARDT & FADER  
Phillipsburg, New Jersey

**EMPLOYMENT COUNSEL**

STEVENS & LEE  
Philadelphia, Pennsylvania

WOLFF AND SAMSON  
West Orange, New Jersey

**AUDITOR**

BOWMAN & COMPANY  
Voorhees, New Jersey

**FINANCIAL ADVISOR**

NW FINANCIAL GROUP  
Jersey City, New Jersey

**COMMUNICATIONS CONSULTANT**

BRABENDER COX  
Pittsburgh, Pennsylvania

**INVESTMENT ADVISOR**

PFM BANK  
Pennsylvania

Revised 2012

# DELAWARE RIVER JOINT TOLL BRIDGE COMMISSION

## ORGANIZATION CHART

### COMMISSIONERS

**Executive Director**  
Joseph J. Resta

**Chief Administrative Officer**  
Arnold Conoline

**Director of Human Resources**  
Joanna M. Cruz

**Director of Purchasing**  
David Burd

**Director of E-ZPass**  
Yvonne Kushner

**Deputy Executive Director of Communications**  
Joseph Donnelly

**Director of Community Affairs**  
Richard McClellan

**Chief Engineer**  
Roy Little

**Assistant Chief Engineer**  
Kevin Skeels

**Deputy Executive Director of Operations**  
Sean Hill

**District Superintendents**  
LeVar Talley, D I  
James Shelly, D II  
Jeanne Clark, D III

**Director of Plants & Facilities**  
Lendell Jones


**Director of Security Safety and Training**  
James P. Stetner

**Director of Electronic Security Surveillance**  
Matthew Hartigan

**Director of Information Technology**  
Mary Jane Hansen

**Chief Financial Officer**  
Sean P. McNeeley

**Comptroller**  
Stephen Cathcart



Delaware River  
Joint Toll Bridge  
Commission

**DELAWARE RIVER JOINT TOLL BRIDGE COMMISSION**

**Meeting of September 29, 2014**

**INDEX TO MINUTES**

	<b>PAGE</b>
1. Call to Order .....	1
2. Appearances.....	1 - 2
3. Roll Call.....	2
4. Welcome Remarks of Chairman .....	2
5. Introduce any Comments from the Public .....	2
6. Executive Director’s Report .....	2 - 5
7. Approval of Minutes for Commission Meeting held July 28, 2014.....	5
8. Approval of Operations Report for the Months of July & August 2014.....	5
9. In-Lane Toll System Design and Maintain, Contract DB-427C.....	6
10. Authorization to Execute Agreements with The Borough of New Hope and Scannapieco Housing Development .....	6 - 7
11. Construction Inspection Services Task Order Agreement-NJ Assignment, Contract No. C-629B .....	7 8
12. Radio System Upgrade .....	8
13. Business Collaboration Implementation and Upgrade .....	8 9
14. Approval for Retirement Benefits, Roy A. Bubigkeit- District Coordinator of Security, Safety & Training.....	9
15. Appointment of Gino Hernandez to Toll Collector- Trenton-Morrisville Toll Bridge.....	9 - 10

**DELAWARE RIVER JOINT TOLL BRIDGE COMMISSION**

**Meeting of September 29, 2014**

16.	Appointment of Dennis Schaeffer to Toll Collector- New Hope-Lambertville Toll Bridge.....			10
17.	Appointment of Casey Clark to Toll Collector- New Hope Toll Bridge .....	10	-	11
18.	Appointment of Stephen Evans to Maintenance Worker III Position-Trenton-Morrisville Toll Bridge .....			11
19.	Appointment of Bryan Joiner to Toll Collector-Delaware Water Gap Toll Bridge .....			11
20.	Appointment of Timothy Murray to Toll Collector-I-78.....			12
21.	Appointment of John McCallum, District Coordinator Of Security, Safety & Training-Commission Wide.....			12
22.	Appointment of Stephen Horvath to Bridge Officer- Northampton Street Toll Supported Bridge.....	12	-	13
23.	Approval for Payment of Invoices - Stradley Ronon, PA Legal Counsel .....			13
24.	Approval for Payment of Invoices - Florio, Perucci, Steinhardt and Fader, NJ Legal Counsel.....	13	-	14
25.	Approval for Payment of Invoices – Stevens & Lee, Pa Labor Counsel.....			14
33.	Approval for Payment of Invoices – Wolff & Samson, NJ Labor Counsel.....	14	-	15
34.	Resolution of the Commissioners-Cpl. Bryon K. Dickson II-Moment of Silence.....	15	-	16
35.	Invitation for Comments from the Public.....			16
36.	Scheduling of the October 27, 2014 Meeting .....			16
37.	Adjournment.....			17

# **DELAWARE RIVER JOINT TOLL BRIDGE COMMISSION**

**Meeting of September 29, 2014**

## **CALL TO ORDER**

The Regular Monthly Meeting of the Delaware River Joint Toll Bridge Commission was called to Order at the New Hope Executive Offices, 2492 River Road, New Hope, PA. 18938-9519, on Monday, September 29, 2014 at 10:30 a.m. pursuant to notice properly forwarded to each member in compliance with the bylaws. David DeGerolamo, Chairman, presided at this Meeting. The Commission met in Executive Session to discuss legal and personnel matters prior to this meeting.

## **APPEARANCES**

### **COMMISSION MEMBERS:**

Hon. Gaetan Alfano (Pennsylvania)  
Hon. David DeGerolamo (New Jersey)  
Hon. William Hodas (New Jersey)  
Hon. Daniel Grace (Pennsylvania)  
Hon. Yuki Moore Laurenti (New Jersey)  
Hon. Jack Muehlhan (Pennsylvania)  
Hon. Garrett Van Vliet (New Jersey)  
Hon. Geoffrey S. Stanley (New Jersey)  
Hon. Joseph Uliana (Pennsylvania)

### **COMMISSION GENERAL COUNSEL:**

Jonathon Bloom, Stradley, Ronon, Stevens & Young Pennsylvania  
Douglas Steinhardt, Florio, Perrucci, Steinhardt & Fader, New Jersey

### **COMMISSION LABOR COUNSEL:**

William Payne, Stevens and Lee, Pennsylvania  
John Casey, Wolff and Samson

### **GOVERNORS REPRESENTATIVES:**

Michael Collins, NJ Authorities Unit  
Catharine Thurston, PA Governors Office

### **REPRESENTING THE COMMISSION'S COMMUNICATIONS CONSULTANTS: BRABENDER COX**

Ethan Vickers, Brabender Cox

# DELAWARE RIVER JOINT TOLL BRIDGE COMMISSION

Meeting of September 29, 2014

## COMMISSION STAFF MEMBERS:

Joseph J. Resta, Executive Director  
Sean Hill, Deputy Executive Director of Operations  
Roy Little, Chief Engineer  
Joseph Donnelly, Deputy Executive Director of Communications  
Arnold Conoline, Chief Administrative Officer  
Sean McNeeley, Chief Financial Officer  
Wendy Reading, Administrative Services Director/ Assistant Secretary Treasurer to the Commission  
Kevin Skeels, Assistant Chief Engineer

## OTHERS:

Dan DiPoalo, KS Engineering,

## ROLL CALL

Joseph Resta, Executive Director, in his capacity as Secretary for this Meeting called the roll, and at the conclusion thereof, reported that there was a quorum present-there being four members present from the Commonwealth of Pennsylvania and five members present from the State of New Jersey.

## WELCOMING REMARKS OF CHAIRMAN

Chairman DeGerolamo welcomed those persons whose identities are set forth hereinabove under "Appearances".

## INTRODUCE ANY COMMENTS FROM THE PUBLIC

Chairman DeGerolamo addressed the meeting and invited any comments from the public on items pertaining to today's Agenda.

## EXECUTIVE DIRECTOR'S REPORT

Joseph Resta, Executive Director, addressed the meeting and said;

*"Good Morning, A lot has happened since our last meeting two months ago For starters, summer is over and fall is now upon us. Two new projects have moved into the field. Work has begun on the operating and capital budgets for FY 201.*

*"One new development at the Commission is right at this table today – our new Commissioner from New Jersey, Gary Van Vliet of Lopatcong, Warren County. Gary brings a wealth of experience and knowledge in transportation industry. He supervised road and bridge construction for the New Jersey Department of*

## DELAWARE RIVER JOINT TOLL BRIDGE COMMISSION

### Meeting of September 29, 2014

*Transportation for 38 years before retiring in 2002. That type of longevity is commendable on many levels and demonstrates a tenure of service and commitment you just don't see nowadays in public service. It's that dedication to public service that's evident in Commissioner Van Vliet's retirement activities as well, Gary currently serves as chairman of the Lopatcong Township Planning Board and as chairman of Lopatcong's Sewer Appeal Panel. He is the current secretary/treasurer of the Lincoln Engine Company in the Phillipsburg Fire Department and serves as secretary of the 200 Club in Warren County, an organization that provides financial aid to the survivors of deceased uniformed officers. Gary, we welcome you to the Commission, it is an honor to have you with us, and we are thankful to Governor Christie for selecting a candidate for Commissioner with the wealth of knowledge that you possess in the areas of transportation and public safety.*

*"Gary is taking the place of Commissioner Ed Smith, who has assumed considerable responsibilities as Freeholder Director of the Warren County Board of Chosen Freeholders. I would be remiss if I did not recognize Commissioner Smith's contributions while serving here the past three years, and it's our intent to have Ed back here at a later date to appropriately thank him for his service and efforts on behalf of the Bridge Commission.*

*"As I mentioned previously, several capital projects moved ahead since our last meeting:*

*"The I-95/Scudder Falls Bridge Replacement Project's Request for Proposals for final design services was posted and distributed on August 20<sup>th</sup>. The RFP has garnered lots of attention in the engineering consulting community, and contains our new Contract Compliance Program. A pre-proposal meeting earlier this month at the Bucks County Sheraton attracted approximately 150 attendees, and we expect to collect proposals at the end of October, after that, the evaluation and selection process will take us into early 2015, and the schedule for award of this contract is targeted for the March Commission meeting.*

*"Another development since our last meeting was the kickoff of the repair and improvement project at the approaches and ramps to the Trenton-Morrisville Toll Bridge, Work – consisting mostly of milling and repaving – is progressing according to plan. The necessity for ramp closures on this project are nearly complete and weather permitting, we expect this project to reach substantial completion late next month.*

## DELAWARE RIVER JOINT TOLL BRIDGE COMMISSION

### Meeting of September 29, 2014

*We also recently kicked off a pilot study of electronic monitoring devices that might one day allow us to constantly assess the structural health of our weightrestricted bridges.*

*“To conduct the study, the New Hope-Lambertville Toll-Supported Bridge and the Riverton-Belvidere Toll-Supported Bridge were outfitted with structural monitoring sensors, and then tests began with our maintenance crews simulating crossings of overweight vehicles so our engineers and consultants could assess the performance of the various structural components of the bridges.*

*“We look forward to using the results of these tests in the months ahead to plan critical member strengthening improvements that will better safeguard our bridges against overweight vehicles.*

*“The rehabilitation project at our Easton-Phillipsburg (Route 22) Toll Bridge moved into its final workstage with the establishment of a split travel pattern across the bridge shortly after Labor Day. The project is now more than 80-percent completed.*

*“The last significant traffic disruption – closure of the Route 611 exit and underpass at Route 22 in Easton is scheduled to begin later this week Work is currently ahead of schedule, and we are still planning to end the round-the-clock travel restrictions on Route 22 by our current mid-December milestone date.*

*“Looking ahead further, preparations are underway for next year’s operating and capital budgets Department heads have submitted their respective figures for the operating budget this past week and a workshop is scheduled for early October to further advance the next capital budget.*

*“I would encourage Commissioners to consider the restoration of step increases and the establishment of cost of living adjustments for our employees in the 2015 operating budget, wages have stagnated at the Commission for years, making it harder and harder for our employees to take care of their families.*

*“In closing, I want to call attention to a resolution we have prepared in honor of Cpl. Bryon K. Dickson II, the Pennsylvania State Trooper who was gunned down in the line of duty earlier this month. The cowardly, cold-blooded ambush of Cpl. Dickson and another Trooper, Alex T. Douglass – underscores the dangerous reality of law enforcement work in this day and age.*

*“Cpl. Dickson and Trooper Douglass, still recovering from his gunshot wounds, were both stationed at the Blooming Grove Barracks in Pike County – the*

## DELAWARE RIVER JOINT TOLL BRIDGE COMMISSION

### Meeting of September 29, 2014

*Pennsylvania post that provides coverage for our Milford-Montague Toll Bridge  
This attack was domestic terrorism at its worst, taking the life of a young man who  
was a husband, a father, a Marine, and a first responder of the highest order. Our  
thoughts and prayers are with the Dickson and Douglass families, and the families  
of all Pennsylvania State Troopers who go to work each day, in service for all of  
us, who face grave dangers on a daily basis. Let's hope this situation ends safely.*

*"Mr. Chairman, this concludes my remarks"*

### APPROVAL OF MINUTES FOR COMMISSION MEETING HELD JULY 28, 2014

**R: 2624-09-14- ADM-01-09-14**

Chairman DeGerolamo addressed the meeting and requested the adoption of a Resolution approving the Minutes of the Commission Meeting held July 28, 2014.

At the conclusion of the review, Commissioner Stanley moved and Commissioner Grace seconded the adoption of the following Resolution:

**"RESOLVED**, by the Delaware River Joint Toll Bridge Commission at its Regular Meeting assembled this 29th day of September, 2014, that the Minutes of the Regular Commission Meeting held on July 28, 2014 be and the same hereby are approved."

Chairman DeGerolamo then invited any further questions on the Resolution. No further questions were presented and the Resolution was unanimously adopted.

### APPROVAL OF OPERATIONS REPORT FOR THE MONTHS OF JULY AND AUGUST, 2014

**R: 2625-09-14- ADM-02-09-14**

Chairman DeGerolamo addressed the meeting and asked if there were any questions on any of the reports contained in the "Operations Report".

At the conclusion of the review, Commissioner Stanley moved and Commissioner Grace seconded the adoption of the following Resolution:

**"RESOLVED**, by the Delaware River Joint Toll Bridge Commission at its Regular Meeting assembled this 29th day of September, 2014, that the Operations Report, which reflects Commission activity for the months of July and August are hereby approved."

Chairman DeGerolamo invited questions on the Resolution. No questions were presented and the Resolution was unanimously adopted.

**DELAWARE RIVER JOINT TOLL BRIDGE COMMISSION**

**Meeting of September 29, 2014**

**IN-LANE TOLL SYSTEM DESIGN AND MAINTAIN, CONTRACT DB-427C**

**R: 2626-09-14- ENG-01-09-14**

Chairman DeGerolamo addressed the meeting and asked the Commission Members if, after there review, there were any questions.

At the conclusion of the review, Commissioner Laurenti moved and Commissioner Uliana seconded the adoption of the following Resolution:

**"RESOLVED**, by the Delaware River Joint Toll Bridge Commission at its Regular Meeting assembled this 29th day of September, 2014, that the Commission authorizes the Executive Director to exercise, effective November 1, 2014 an extension to agreement DB-427C: In Lane Toll System Design. Build and Maintain between the Commission and Xerox State & Local Solutions, Inc. (formally ACS State & Local Solutions, Inc.) of Newark, New Jersey, for a one year (1) year term. Additionally, and agreement between the Commission and TransCore of Hummelstown, PA for a one (1) year term, for the maintenance of the legacy toll system software; and

**"RESOLVED**, Identify the General Reserve Fund as the source of funds required for payment of invoices; and

**"RESOLVED**, The Executive Director is hereby authorized to approve and execute all necessary contracts on behalf of the Commission."

Commissioner Uliana addressed the meeting and said:

*"Mr. Chairman just briefly, after this one year extension, our capital team is going to develop an RFP, and we will then go to RFP after that?"*

Chairman DeGerolamo said:

*"That's correct. This will give us one extra year to determine and understand the inter-operability issue with the federal government and so forth."*

Chairman DeGerolamo invited questions on the Resolution. No questions were presented and the Resolution was unanimously adopted.

**AUTHORIZATION TO EXECUTE AGREEMENTS WITH THE BOROUGH OF NEW HOPE AND SCANNAPIECO HOUSING DEVELOPMENT**

**R-2627-09-14 -ENG-02-09-14**

Chairman DeGerolamo addressed the Meeting and asked the Commission Members if, after their review, there were any questions.

## DELAWARE RIVER JOINT TOLL BRIDGE COMMISSION

### Meeting of September 29, 2014

At the conclusion of the review, Commissioner Hodas moved and Commissioner Stanley seconded the adoption of the following Resolution:

**“RESOLVED**, by the Delaware River Joint Toll Bridge Commission at its Regular Meeting assembled this 29<sup>th</sup> day of September 2014, via this resolution, authorizes the Executive Director in consultation with the Chair and Vice Chair of the Commission, to execute all agreements associated with the sale of two (2) unimproved vacant land sites with a total area of 0.760 acres (Parcels 27—4-2 (A) & (B)) located in New Hope Borough, Bucks County, Pennsylvania. The property consists of two vacant, unapproved lots with minor site improvements adjacent to US 202 in the vicinity of the intersection with Lower York Road; and

Vice Chairman Alfano addressed the meeting and said:

*“I would just note that value was subject to an appraisal that represents the fair market value of that property.”*

Executive Director Resta replied that it was.

Chairman DeGerolamo then invited questions on the Resolution. No questions were presented and the Resolution was unanimously adopted.

### **CONSTRUCTION INSPECTION SERVICES TASK ORDER AGREEMENT-NJ ASSIGNMENT, CONTACT NO. C-629B**

#### **R-2628-09-14 – ENG-03-09-14**

Chairman DeGerolamo addressed the Meeting and asked the Commission Members if, after their review, there were any questions.

At the conclusion of the review, Commissioner Uliana moved and Commissioner Grace seconded the adoption of the following Resolution:

**“RESOLVED**, by the Delaware River Joint Toll Bridge Commission at its Regular Meeting assembled this 29<sup>th</sup> day of September 2014, that the Commission ratify the Executive Director’s decision that actions taken at the July Commission meeting during which there was less than a quorum, to award contract C-629B Construction Inspection Services Task Order to Michael Baker Jr., Inc. of Hamilton, New Jersey for a twenty-four (24) month period with projects assigned on an as needed basis for an amount not to exceed \$500,000; and

**“RESOLVED**, Identify the General Reserve Fund as the source of funds required for payment of any invoices; and

## **DELAWARE RIVER JOINT TOLL BRIDGE COMMISSION**

**Meeting of September 29, 2014**

**“RESOLVED**, The Executive Director is hereby authorized to approve and execute all necessary contracts on behalf of the DRJTBC.”

Vice Chairman Alfano addressed the meeting and requested to be recorded as recusing himself from this vote.

Chairman DeGerolamo invited questions on the Resolution. No questions were presented and the Resolution was adopted.

### **RADIO SYSTEM UPGRADE**

**R: 2629-09-14- ESS-01-09-14**

Chairman DeGerolamo addressed the Meeting and asked the Commission Members if, after their review, there were any questions.

At the conclusion of the review, Commissioner Grace moved and Commissioner Van Vliet seconded the adoption of the following Resolution:

**“RESOLVED**, by the Delaware River Joint Toll Bridge Commission at its Regular Meeting assembled this 29th day of September, 2014, that the Commission authorize the Executive Director to issue a purchase order for the upgrade of the current 800MHz Commission Radio Network to a 700MHz P25 system with voice and data capabilities to Motorola Inc., (NJ State Contract T0109) in the amount of \$689,000; and

**“RESOLVED**, Identify the General Reserve Fund as the source of funds required for payment of any invoices; and

**“RESOLVED**, The Executive Director is hereby authorized to approve and execute all necessary contracts on behalf of the DRJTBC.”

Chairman DeGerolamo invited questions on the Resolution. No questions were presented and the Resolution was unanimously adopted.

### **BUSINESS COLLABORATION IMPLEMENTATION AND UPGRADE**

**R: 2630-09-14- IT-01-09-14**

Chairman DeGerolamo addressed the Meeting and asked the Commission Members if, after their review, there were any questions.

At the conclusion of the review, Commissioner Grace moved and Commissioner Uliana seconded the adoption of the following Resolution:

**“RESOLVED**, by the Delaware River Joint Toll Bridge Commission at its Regular Meeting assembled this 29th day of September, 2014, via the resolution, authorizes the Executive Director

## DELAWARE RIVER JOINT TOLL BRIDGE COMMISSION

### Meeting of September 29, 2014

to issue a purchase order for the implementation, installation and upgrade of the Commission's business software to Dell Marketing, LP (NJ State Contract ITS42-A77003)."

**"RESOLVED**, Identify the General Reserve Fund as the source of funds required for payment of any invoices; and

**"RESOLVED**, The Executive Director is hereby authorized to approve and execute all necessary contracts on behalf of the DRJTBC."

Chairman DeGerolamo then invited questions on the Resolution. No questions were presented and the Resolution was unanimously adopted.

### **APPROVAL FOR RETIREMENT BENEFITS, ROY A. BUBIGKEIT-DISTRICT COORDINATOR OF SECURITY, SAFETY AND TRAINING**

#### **R: 2631-09-14- PER-01-09-14**

Chairman DeGerolamo addressed the Meeting and asked the Commission Members if, after their review, there were any questions.

At the conclusion of the review, Commissioner Hodas moved and Commissioner Van Vliet seconded the adoption of the following Resolution:

**"RESOLVED**, by the Delaware River Joint Toll Bridge Commission at its Regular Meeting assembled this 29th day of September, 2014, via the resolution, subject to applicable practices and procedure, the Commission waived the 90-day notice requirement and approves the provision of retirement benefits to Roy A. Bubigkeit who is to retire on November 8, 2014 authorizes the elimination of the Print Technician position, Executive Office."

Chairman DeGerolamo then invited questions on the Resolution. No questions were presented and the Resolution was unanimously adopted.

### **APPOINTMENT OF GINO HERNANDEZ TO TOLL COLLECTOR-TRENTON-MORRISVILLE TOLL BRIDGE**

#### **R: 2632-09-14- PER-02-09-14**

Chairman DeGerolamo addressed the Meeting and asked the Commission Members if, after their review, there were any questions.

At the conclusion of the review, Commissioner Laurenti moved and Commissioner Muehlhan seconded the adoption of the following Resolution:

**"RESOLVED**, by the Delaware River Joint Toll Bridge Commission at its Regular Meeting assembled this 29th day of September, 2014, via the resolution, authorizes the appointment of Gino Hernandez to the position of Toll Collector at the Trenton-Morrisville Toll Bridge with

## DELAWARE RIVER JOINT TOLL BRIDGE COMMISSION

### Meeting of September 29, 2014

starting compensation set at \$36,704 per annum, which is the minimum step in the pay range for the Toll Collector position (\$36,704-\$46,846) pending satisfactory completion of the required personnel processing.”

Chairman DeGerolamo then invited questions on the Resolution. No questions were presented and the Resolution was unanimously adopted.

### **APPOINTMENT OF DENNIS SCHAEFFER TO TOLL COLLECTOR-NEW HOPE-LAMBERTVILLE TOLL BRIDGE**

**R: 2633-09-14- PER-03-09-14**

Chairman DeGerolamo addressed the Meeting and asked the Commission Members if, after their review, there were any questions.

At the conclusion of the review, Commissioner Stanley moved and Commissioner Laurenti seconded the adoption of the following Resolution:

“**RESOLVED**, by the Delaware River Joint Toll Bridge Commission at its Regular Meeting assembled this 29th day of September, 2014, via the resolution, authorizes the appointment of Dennis Schaffer to the position of Toll Collector at the New Hope Lambertville Toll Bridge with starting compensation set at \$36,704 per annum, which is the minimum step in the pay range for the toll Collector position (\$36,704-\$46,846), pending satisfactory completion of the required personnel processing.”

Chairman DeGerolamo then invited questions on the Resolution. No questions were presented and the Resolution was unanimously adopted.

### **APPOINTMENT OF CASEY CLARK TO TOLL COLLECTOR-NEW HOPE LAMBERTVILLE TOLL BRIDGE**

**R: 2634-09-14- PER-04-09-14**

Chairman DeGerolamo addressed the Meeting and asked the Commission Members if, after their review, there were any questions.

At the conclusion of the review, Commissioner Laurenti moved and Commissioner Hodas seconded the adoption of the following Resolution:

“**RESOLVED**, by the Delaware River Joint Toll Bridge Commission at its Regular Meeting assembled this 29th day of September, 2014, via the resolution, authorizes the appointment of Casey Clark to the position of Toll Collector at the New Hope-Lambertville Toll Bridge with starting compensation set at \$36,704 per annum, which is the minimum step in the pat range for the Toll Collector position (\$36,704 - \$46,846), pending satisfactory completion of the required personnel processing”

## **DELAWARE RIVER JOINT TOLL BRIDGE COMMISSION**

### **Meeting of September 29, 2014**

Chairman DeGerolamo then invited questions on the Resolution. No questions were presented and the Resolution was unanimously adopted.

#### **APPOINTMENT OF STEPHEN EVANS TO MAINTENANCE WORKER III POSITION-TRENTON-MORRISVILLE TOLL BRIDGE**

**R: 2635-09-14- PER-05-09-14**

Chairman DeGerolamo addressed the Meeting and asked the Commission Members if, after their review, there were any questions.

At the conclusion of the review, Commissioner Laurenti moved and Commissioner Hodas seconded the adoption of the following Resolution:

**“RESOLVED**, by the Delaware River Joint Toll Bridge Commission at its Regular Meeting assembled this 29th day of September, 2014, via the resolution, authorizes the appointment of Stephen Evans to the Maintenance Worker III position of at the Trenton-Morrisville Toll Bridge with starting compensation fixed at \$31,715 per annum, which is the minimum step in the salary range for the Maintenance Worker III position (\$31,715 - \$40,467), pending satisfactory completion of the required personnel processing.”

Chairman DeGerolamo then invited questions on the Resolution. No questions were presented and the Resolution was unanimously adopted.

#### **APPOINTMENT OF BRYAN JOINER TO TOLL COLLECTOR-DELAWARE WATER GAP TOLL BRIDGE**

**R: 2636-09-14- PER-06-09-14**

Chairman DeGerolamo addressed the Meeting and asked the Commission Members if, after their review, there were any questions.

At the conclusion of the review, Commissioner Hodas moved and Commissioner Muehlhan seconded the adoption of the following Resolution:

**“RESOLVED**, by the Delaware River Joint Toll Bridge Commission at its Regular Meeting assembled this 29th day of September, 2014, via the resolution, authorizes the appointment of Bryan Joiner to the position of Toll Collector at the Delaware Water Gap Toll Bridge with starting compensation set at \$36,704 per annum, which is the minimum step in the pay range for the Toll Collector position (\$36,704-\$46,846) pending satisfactory completion of the required personnel processing.”

Chairman DeGerolamo then invited questions on the Resolution. No questions were presented and the Resolution was unanimously adopted.

**DELAWARE RIVER JOINT TOLL BRIDGE COMMISSION**

**Meeting of September 29, 2014**

**APPOINTMENT OF TIMOTHY MURRAY TO TOLL COLLECTOR-I-78**

**R: 2637-09-14- PER-79-09-14**

Chairman DeGerolamo addressed the Meeting and asked the Commission Members if, after their review, there were any questions.

At the conclusion of the review, Commissioner Uliana moved and Commissioner Muehlhan seconded the adoption of the following Resolution:

**“RESOLVED**, by the Delaware River Joint Toll Bridge Commission at its Regular Meeting assembled this 29th day of September, 2014, via the resolution, authorizes the appointment of Timothy Murray to the position of Toll Collector at the I-78 Toll Bridge with starting compensation set at \$36,704 per annum, which is the minimum step in the pay range for the Toll Collector position (\$35,704-\$46,846), pending satisfactory completion of the required personnel processing.”

Chairman DeGerolamo then invited questions on the Resolution. No questions were presented and the Resolution was unanimously adopted.

**APPOINTMENT OF JOHN MCCALLUM, DISTRICT COORDINATOR OF SECURITY SAFETY AND TRAINING-COMMISSION WIDE**

**R: 2638-09-14- PER-08-09-14**

Chairman DeGerolamo addressed the Meeting and asked the Commission Members if, after their review, there were any questions.

At the conclusion of the review, Commissioner Hodas moved and Commissioner Grace seconded the adoption of the following Resolution:

**“RESOLVED**, by the Delaware River Joint Toll Bridge Commission at its Regular Meeting assembled this 29th day of September, 2014, via the resolution, authorizes the appointment of John McCallum to the District Coordinator of Security Safety and Training position with the salary at \$53,485 per annum which is the minimum step in the range for the position (53,485-\$67,492) pending satisfactory completion of the required personnel processing.”

Chairman DeGerolamo then invited questions on the Resolution. No questions were presented and the Resolution was unanimously adopted.

**APPOINTMENT OF STEPHEN HORVATH TO BRIDGE OFFICER-NORTHAMPTON STREET TOLL SUPPORTED BRIDGE**

**R: 2639-09-14- PER-09-09-14**

Chairman DeGerolamo addressed the Meeting and asked the Commission Members if, after their review, there were any questions.

## DELAWARE RIVER JOINT TOLL BRIDGE COMMISSION

### Meeting of September 29, 2014

At the conclusion of the review, Commissioner Stanley moved and Commissioner Grace seconded the adoption of the following Resolution:

**“RESOLVED**, by the Delaware River Joint Toll Bridge Commission at its Regular Meeting assembled this 29th day of September, 2014, via the resolution, authorizes the appointment of Stephen Horvath to the position of Bridge Officer, Northampton Street Toll Supported Bridge with starting compensation fixed at \$33,291 per annum, which is the minimum step in the salary range for the Toll Collector position (\$33,291 - \$42,485), pending satisfactory completion of the required personnel processing.”

Chairman DeGerolamo then invited questions on the Resolution. No questions were presented and the Resolution was unanimously adopted.

#### **APPROVAL FOR PAYMENT OF INVOICE STRADLEY RONON, PA LEGAL COUNSEL**

**R: 2640-09-14- ACCT -01-09-14**

Chairman DeGerolamo addressed the Meeting and asked the Commission Members if, after their review, there were any questions.

At the conclusion of the review, Commissioner Laurenti moved and Commissioner Muehlhan seconded the adoption of the following Resolution:

**“RESOLVED**, by the Delaware River Joint Toll Bridge Commission at its Regular Meeting assembled this 29th day of September, 2014, via this Resolution authorizing payment of invoices #10337835, #10336303, #10336306, #10336305, #10337837, and #10337838 in the total amount of \$ 20,268.61 for Professional Services Rendered to Stradley Ronon, PA Legal Counsel.; and

**“RESOLVED**, identifying the Operating Fund as the source of funds required for any and all disbursements.”

Chairman DeGerolamo invited questions on the Resolution. No questions were presented and the Resolution was unanimously adopted.

#### **APPROVAL FOR PAYMENT OF INVOICE FLORIO, PERRUCCI, STEINHARDT AND FADER, NJ LEGAL COUNSEL**

**R: 2641-09-14- ACCT -02-09-14**

Chairman DeGerolamo addressed the Meeting and asked the Commission Members if, after their review, there were any questions.

At the conclusion of the review, Commissioner Laurenti moved and Commissioner Muehlhan seconded the adoption of the following Resolution:

**DELAWARE RIVER JOINT TOLL BRIDGE COMMISSION**

**Meeting of September 29, 2014**

**“RESOLVED**, by the Delaware River Joint Toll Bridge Commission at its Regular Meeting assembled this 29th day of September, 2014, via this Resolution authorizing payment of invoices #97909, #97636, #97977, and #97978, in the total amount due of \$4,829.95 for Capital and Non-Capital Professional Services to Florio, Perrucci, Steinhardt and Fader, NJ Legal Counsel.; and

**“RESOLVED**, identifying the Operating Fund as the source of funds required for any and all disbursements.”

Chairman DeGerolamo invited questions on the Resolution. No questions were presented and the Resolution was unanimously adopted.

**APPROVAL FOR PAYMENT OF INVOICE  
STEVENS & LEE, PA LABOR COUNSEL**

**R: 2642-09-14- ACCT -03-09-14**

Chairman DeGerolamo addressed the Meeting and asked the Commission Members if, after their review, there were any questions.

At the conclusion of the review, Commissioner Laurenti moved and Commissioner Muehlhan seconded the adoption of the following Resolution:

**“RESOLVED**, by the Delaware River Joint Toll Bridge Commission at its Regular Meeting assembled this 29th day of September, 2014, via this Resolution, and authorizes payment of invoice invoices #423071, #421085, #423071, and #421085 in the total amount due of \$18,260.75 for Professional Services Rendered;

**“RESOLVED:** identifying the Operating Fund as the source of funds required for any and all disbursements.”

Chairman DeGerolamo invited questions on the Resolution. No questions were presented and the Resolution was unanimously adopted.

**APPROVAL FOR PAYMENT OF INVOICE  
WOLFF & SAMSON, NJ LABOR COUNSEL**

**R: 2643-09-14- ACCT -04-09-14**

Chairman DeGerolamo addressed the Meeting and asked the Commission Members if, after their review, there were any questions.

Chairman DeGerolamo then addressed the meeting and requested to be recorded as abstaining from this vote.

At the conclusion of the review, Commissioner Laurenti moved and Commissioner Muehlhan seconded the adoption of the following Resolution:

**DELAWARE RIVER JOINT TOLL BRIDGE COMMISSION**

**Meeting of September 29, 2014**

**“RESOLVED**, by the Delaware River Joint Toll Bridge Commission at its Regular Meeting assembled this 29th day of September, 2014, via this Resolution authorizing payment of invoice #303000, #302084, #302082 and #303002 in the total amount due of \$ 4,001.44 for professional services rendered to Wolff and Samson, New Jersey Labor Counsel;

**“RESOLVED:** identifying the Operating Fund as the source of funds required for any and all disbursements.”

Chairman DeGerolamo invited questions on the Resolution. No questions were presented and the Resolution was adopted

**RESOLUTION OF THE COMMISSIONERS- CPL. BRYON K. DICKSON II –  
MOMENT OF SILENCE**

**R: 2644-09-14- ADM -03-09-14**

Chairman DeGerolamo addressed the Meeting and asked the Commission Members if, after their review, there were any questions.

At the conclusion of the review, Commissioner Muehlhan moved and Commissioner Van Vliet seconded the adoption of the following Resolution:

**“WHEREAS**, the Department of Pennsylvania State Police was established in 1905 for the purpose of seeking justice, preserving peace and improving the quality of life for all; and

**“WHEREAS**, the Pennsylvania State Police has worked in conjunction with the New Jersey State Police to provide law enforcement services at the Delaware River Joint Toll Bridge Commission’s bistate transportation facilities since 2005; and

**“WHEREAS**, Pennsylvania State Police Cpl. Bryon K. Dickson II was integral to these efforts after becoming a Patrol Unit Supervisor at Troop R’s Blooming Grove Barracks in Pike County in June 2014; and

**“WHEREAS**, troopers at the Blooming Grove Barracks provide security and emergency response for the Milford-Montague Toll Bridge, the Commission’s northernmost river crossing; and

**“WHEREAS**, Cpl. Dickson and a colleague, Trooper Alex Douglass, were ambushed by a gunman outside their barracks around 10:50 p.m. on Friday, September 12; and

**“WHEREAS**, Cpl. Dickson sustained fatal wounds in that callous, unprovoked attack; and

**“WHEREAS**, Cpl. Dickson distinguished himself during his seven-year career with the Pennsylvania State Police; and

## DELAWARE RIVER JOINT TOLL BRIDGE COMMISSION

### Meeting of September 29, 2014

**“WHEREAS**, he was a certified Drug Recognition Expert, earning numerous Pennsylvania DUI Association awards and State Police commendations for identifying and combating drug- and alcohol-impaired drivers; and

**“WHEREAS**, Cpl. Dickson served his country honorably as a U.S. Marine; and

**“WHEREAS**, he attained a B.A. in Administration of Justice from Pennsylvania State University, where he also minored in Sociology; and

**“WHEREAS**, Cpl. Dickson and his wife, the former Tiffany Antos, celebrated their 10th wedding anniversary on August 20; and

**“WHEREAS**, he is survived by his wife and two young sons and will forever be remembered as a loving husband, father, son, brother, uncle, and friend; and

**“WHEREAS**, it is altogether fitting and proper for this Commission to condemn the heinous and cowardly act of violence that claimed the life of Cpl. Bryon K. Dickson II,;

**“NOW, THEREFORE BE IT RESOLVED** by the Delaware River Joint Toll Bridge Commission at its meeting on September 29, 2014: That the members of this Commission hereby recognize and honor Corporal Bryan K. Dickson II, Commend his meritorious service to his country and state; extend sincere appreciation for his work as a heralded defender of public safety; and tender their deepest sympathies to the Pennsylvania State Police and his family; and

**“BE IT FURTHER RESOLVED:** That a duly authenticated copy of this Proclamation be transmitted to the Pennsylvania State Police at Troop R’s Blooming Grove Barracks.

At this point Commissioner Muehlhan requested a moment of Silence.

Chairman DeGerolamo invited questions on the Resolution. No questions were presented and the Resolution was adopted

### **INVITE ANY COMMENTS FROM PUBLIC**

Chairman DeGerolamo addressed the meeting and invited any comments from the Public.

### **SCHEDULING OF THE OCTOBER 27, 2014 MEETING**

Chairman DeGerolamo addressed the Meeting and stated that the Commission's next meeting will be held October 27, 2014.

The Meeting will be called to Order at 10:30 a.m. in the Boardroom at the New Hope Executive Offices, New Hope Pennsylvania 18938-9519.


**DELAWARE RIVER JOINT TOLL BRIDGE COMMISSION**

**Meeting of September 29, 2014**

Chairman DeGerolamo invited a motion for Adjournment.

Commissioner Hodas then moved that the Meeting be adjourned and Commissioner Laurenti seconded the motion. The voice vote was unanimously affirmative and the Meeting was adjourned at 10:50 a.m., Monday, September 29, 2014.

**Prepared and submitted by:**

  
WENDY VADOLA READING  
Assistant Secretary Treasurer to the Commission

**Approved by:**

  
JOSEPH J. RESTA  
Executive Director

**DELAWARE RIVER JOINT TOLL BRIDGE COMMISSION**

**Meeting of September 29, 2014**

**FINANCE**

The following pages reflect a report on those items assigned to the Finance, Insurance and Management Committee.

Each item is reported separately and page numbered accordingly hereunder.

\*\*\*

**DELAWARE RIVER JOINT TOLL BRIDGE COMMISSION**

**Meeting of September 29, 2014**

**July Financial Reports**

<b>SUBJECT</b>	<b>DESCRIPTION</b>	<b>PAGE NUMBER</b>
<b>Accounting</b>	<b>Status of Cash Balances at July 31, 2014</b>	<b>1</b>
<b>Accounting</b>	<b>Status of Bond Retirement at July 31, 2014</b>	<b>2</b>
<b>Accounting</b>	<b>Status of Investments at July 31, 2014</b>	<b>3-6</b>
<b>Accounting</b>	<b>Status of Toll Traffic and Revenue &amp; Toll Supported Traffic Month of July 2014 Compared with Month of July 2013</b>	<b>7-20</b>
<b>Accounting</b>	<b>Statistical Summary of Expenditures on Toll Bridges and Toll Supported Bridges Accounts for the Period July 1, 2014 through July 31, 2014</b>	<b>21-33</b>
<b>Accounting</b>	<b>Statement of Revenue and Expenses: Seven Months Period ending July 31, 2014</b>	<b>34</b>

**DELAWARE RIVER JOINT TOLL BRIDGE COMMISSION**

**Meeting of September 29, 2014**

**There follows Cash Balances of the Commission at July 31, 2014 for the information and review of the Members:**

**COMMISSION CASH DEPOSITS**

Wells Fargo Bank, N. A.

Revenue Fund	18,580,810
Payroll Fund	49,227
Insurance Clearing Account	450,000
<b>TOTAL</b>	<b>\$ 19,080,037</b>

**CASH DEPOSIT GUARANTEES**

Wells Fargo Bank	PA ACT 72	FULL BALANCE
------------------	-----------	--------------

8/11/2014

DELAWARE RIVER JOINT TOLL BRIDGE COMMISSION

Meeting of September 29, 2014

STATUS OF BRIDGE SYSTEM REVENUE BONDS at JULY 31, 2014

Maturity	SERIES 2005A				SERIES 2007A				SERIES 2007B				SERIES 2012A				SERIES 2012B				Total				
	Yield	Principal Amount	Maturities & Calls	Yield	Principal Amount	Maturities & Calls	Yield	Principal Amount	Maturities & Calls	Yield	Principal Amount	Maturities & Calls	Yield	Principal Amount	Maturities & Calls	Yield	Principal Amount	Maturities & Calls	Yield	Principal Amount	Maturities & Calls	Average Yield	Remaining Outstanding		
7/1/2003	N/A	N/A		N/A	N/A			N/A	N/A					N/A	N/A										
7/1/2004	2.35%	\$ 330,000	\$ 330,000	N/A	N/A			N/A	N/A					N/A	N/A										
7/1/2005	2.50%	895,000	895,000	N/A	N/A			N/A	N/A					N/A	N/A										
7/1/2006	2.75%	930,000	930,000	N/A	N/A			N/A	N/A					N/A	N/A										
7/1/2007	2.80%	965,000	965,000	3.53%	\$ 470,000	\$ 470,000		N/A	N/A					N/A	N/A										
7/1/2008	3.05%	1,005,000	1,005,000	3.53%	1,615,000	1,615,000	4.23%	\$ 3,350,000	\$ 3,350,000					N/A	N/A										
7/1/2009	3.05%	1,045,000	1,045,000	3.53%	1,410,000	1,410,000	4.23%	3,650,000	3,650,000					N/A	N/A										
7/1/2010	3.33%	1,095,000	1,095,000	3.54%	1,545,000	1,545,000	4.23%	3,850,000	3,850,000					N/A	N/A										
7/1/2011	3.53%	1,150,000	1,150,000	3.56%	1,670,000	1,670,000	4.23%	3,950,000	3,950,000					N/A	N/A										
7/1/2012	3.66%	1,210,000	1,210,000	3.58%	1,660,000	1,660,000	4.23%	4,200,000	4,200,000					N/A	N/A										
7/1/2013	3.76%	5,000,000	5,000,000	3.62%	1,450,000	1,450,000	4.23%	4,350,000	4,350,000					N/A	N/A										
7/1/2014	3.83%	5,220,000	5,220,000	3.66%	1,920,000	1,920,000	4.23%	4,450,000	4,450,000					N/A	N/A										
7/1/2015	3.96%	5,540,000	5,540,000	3.75%	1,760,000	1,760,000	4.23%	4,800,000	4,800,000					N/A	N/A										
7/1/2016	4.02%	5,835,000	5,835,000	3.80%	2,000,000	2,000,000	4.23%	4,950,000	4,950,000					N/A	N/A										
7/1/2017	4.04%	6,155,000	6,155,000	3.83%	2,010,000	2,010,000	4.23%	5,250,000	5,250,000					N/A	N/A										
7/1/2018	4.09%	6,480,000	6,480,000	3.96%	2,135,000	2,135,000	4.23%	5,450,000	5,450,000					N/A	N/A										
7/1/2019	4.13%	6,840,000	6,840,000	4.03%	2,275,000	2,275,000	4.23%	5,650,000	5,650,000					N/A	N/A										
7/1/2020	4.14%	1,825,000	1,825,000	4.08%	2,260,000	2,260,000	4.23%	5,950,000	5,950,000					N/A	N/A										
7/1/2021	4.19%	1,920,000	1,920,000	4.12%	2,400,000	2,400,000	4.23%	6,250,000	6,250,000					N/A	N/A										
7/1/2022	4.23%	2,020,000	2,020,000	4.17%	2,490,000	2,490,000	4.23%	6,550,000	6,550,000					N/A	N/A										
7/1/2023	4.35%	2,125,000	2,125,000	4.21%	2,640,000	2,640,000	4.23%	6,800,000	6,800,000					N/A	N/A										
7/1/2024	4.35%	2,255,000	2,255,000	4.25%	2,710,000	2,710,000	4.23%	7,150,000	7,150,000					N/A	N/A										
7/1/2025	4.67%	2,345,000	2,345,000	4.27%	2,855,000	2,855,000	4.23%	7,450,000	7,450,000					N/A	N/A										
7/1/2026	4.67%	2,450,000	2,450,000	4.30%	2,925,000	2,925,000	4.23%	7,800,000	7,800,000					N/A	N/A										
7/1/2027	4.67%	2,560,000	2,560,000	4.35%	3,050,000	3,050,000	4.23%	8,200,000	8,200,000					N/A	N/A										
7/1/2028	4.67%	2,675,000	2,675,000	4.35%	3,200,000	3,200,000	4.23%	8,550,000	8,550,000					N/A	N/A										
7/1/2029	4.67%	2,795,000	2,795,000	4.35%	3,375,000	3,375,000	4.23%	8,900,000	8,900,000					N/A	N/A										
7/1/2030	4.67%	N/A	N/A	4.35%	3,475,000	3,475,000	4.23%	9,350,000	9,350,000					N/A	N/A										
7/1/2031	4.67%	N/A	N/A	4.35%	3,595,000	3,595,000	4.23%	9,800,000	9,800,000					N/A	N/A										
7/1/2032	4.67%	N/A	N/A	4.35%	14,000,000	14,000,000	4.23%	N/A	N/A					N/A	N/A										
7/1/2033	4.67%	N/A	N/A	4.35%	14,310,000	14,310,000	4.23%	N/A	N/A					N/A	N/A										
7/1/2034	4.67%	N/A	N/A	4.39%	15,435,000	15,435,000	4.23%	N/A	N/A					N/A	N/A										
7/1/2035	4.60%	N/A	N/A	4.60%	16,205,000	16,205,000	4.23%	N/A	N/A					N/A	N/A										
7/1/2036	4.60%	N/A	N/A	4.60%	16,935,000	16,935,000	4.23%	N/A	N/A					N/A	N/A										
7/1/2037	4.60%	N/A	N/A	4.60%	16,935,000	16,935,000	4.23%	N/A	N/A					N/A	N/A										
		\$ 72,645,000	\$ 44,420,000		\$ 134,170,000	\$ 41,725,000		\$ 150,000,000	\$ 26,700,000					\$ 77,145,000	\$ 5,645,000							\$	\$ 20,665,000	\$ 6,790,000	\$ 329,345,000

Footnotes:  
 2012 Series Bonds Refunded remaining balance of 2003A Series and \$30,795,000 of the 2005A Series Bonds.




Delaware River  
Joint Toll Bridge  
Commission

DRJTBC

Delaware River Joint TBC  
Purchases Report  
Sorted by Fund - Maturity Date  
July 1, 2014 - July 31, 2014

CUSIP	Investment #	Fund	Sec. Type	Original Par Value	Payment Periods	Principal Purchased	Accrued Interest at Purchase	Rate at Purchase	Maturity Date	YTM	Ending Book Value
-------	--------------	------	-----------	--------------------	-----------------	---------------------	------------------------------	------------------	---------------	-----	-------------------

No Activity



**Delaware River  
Joint Toll Bridge  
Commission**

DRJTBC

**Delaware River Joint TBC  
Investment Classification  
Sorted by Fund - Maturity Date  
July 31, 2014**

CUSIP	Investment #	Fund	Issuer	Investment Class	Par Value	YTM	Maturity Date	Market Price	Market Date	Market Value	Book Value	Reported Value
<b>Debt Service Fund</b>												
38145C752	10113	01DSF	Goldman Sachs Ila Fed Port	Amort	773,038.69	0.005		100.000	07/31/2014	773,038.69	773,038.69	773,038.69
				Subtotal	773,038.69	0.005				773,038.69	773,038.69	773,038.69
<b>General Reserve Fund</b>												
38145C752	10115	01GRF	Goldman Sachs Ila Fed Port	Amort	30,583,231.85	0.005		100.000	07/31/2014	30,583,231.85	30,583,231.85	30,583,231.85
PAINVEST	10050	01GRF	PA Invest	Amort	5,076,945.30	0.050		100.000	07/31/2014	5,076,945.30	5,076,945.30	5,076,945.30
3135G0BY8	10218	01GRF	Federal National Mtg Assn	Fair	4,500,000.00	0.391	08/28/2014	100.059	07/31/2014	4,502,655.00	4,501,620.87	4,502,655.00
91282BDC1	10296	01GRF	U.S. Treasury	Fair	5,000,000.00	0.190	11/15/2014	101.211	07/31/2014	5,058,758.31	5,058,758.31	5,060,550.00
31398AZV7	10190	01GRF	Federal National Mtg Assn	Fair	1,780,000.00	0.760	11/20/2014	100.777	07/31/2014	1,793,830.60	1,789,910.05	1,793,830.60
31398AZV7	10199	01GRF	Federal National Mtg Assn	Fair	2,800,000.00	0.667	11/20/2014	100.777	07/31/2014	2,821,756.00	2,816,398.18	2,821,756.00
912828RV4	10261	01GRF	U.S. Treasury	Fair	3,500,000.00	0.258	12/15/2014	100.070	07/31/2014	3,502,450.00	3,499,899.49	3,502,450.00
3135G0FY4	10219	01GRF	Federal National Mtg Assn	Fair	4,500,000.00	0.432	12/19/2014	100.255	07/31/2014	4,511,475.00	4,505,444.96	4,511,475.00
3135G0FY4	10268	01GRF	Federal National Mtg Assn	Fair	10,000,000.00	0.287	12/19/2014	100.255	07/31/2014	10,025,500.00	10,017,686.45	10,025,500.00
912828ME7	10298	01GRF	U.S. Treasury	Fair	5,000,000.00	0.211	12/31/2014	101.057	07/31/2014	5,052,850.00	5,050,056.59	5,052,850.00
31359MA45	10220	01GRF	Federal National Mtg Assn	Fair	3,485,000.00	0.495	04/15/2015	103.412	07/31/2014	3,603,908.20	3,594,732.90	3,603,908.20
912828N10	10221	01GRF	U.S. Treasury	Fair	6,000,000.00	0.508	06/30/2015	101.598	07/31/2014	6,074,127.93	6,074,127.93	6,095,880.00
912828NP1	10308	01GRF	Federal Home Loan Bank	Fair	3,880,000.00	0.261	07/31/2015	101.600	07/31/2014	3,942,080.00	3,937,559.08	3,942,080.00
31338V81	10297	01GRF	Federal Home Loan Bank	Fair	7,500,000.00	0.401	08/28/2015	100.188	07/31/2014	7,514,100.00	7,497,844.09	7,514,100.00
31338V81	10306	01GRF	Federal Home Loan Bank	Fair	9,980,000.00	0.301	08/28/2015	100.188	07/31/2014	9,998,762.40	9,987,828.03	9,998,762.40
912828NZ9	10312	01GRF	Federal Home Loan Bank	Fair	4,000,000.00	0.234	09/30/2015	101.246	07/31/2014	4,049,840.00	4,047,182.90	4,049,840.00
912828PE4	10299	01GRF	U.S. Treasury	Fair	5,000,000.00	0.419	10/31/2015	101.307	07/31/2014	5,085,350.00	5,051,591.76	5,065,350.00
912828PJ3	10317	01GRF	Federal Home Loan Bank	Fair	10,000,000.00	0.273	11/30/2015	101.502	07/31/2014	10,146,211.47	10,146,211.47	10,150,200.00
3130A0GK0	10305	01GRF	Federal Home Loan Bank	Fair	10,000,000.00	0.407	12/30/2015	100.014	07/31/2014	10,001,400.00	9,995,404.86	10,001,400.00
3130A0SD3	10313	01GRF	Federal Home Loan Bank	Fair	4,000,000.00	0.355	02/19/2016	100.002	07/31/2014	4,000,080.00	4,001,132.84	4,000,080.00
912828QA1	10320	01GRF	Federal Home Loan Bank	Fair	5,015,000.00	0.381	03/31/2016	103.104	07/31/2014	5,170,665.60	5,170,174.77	5,170,665.60
912828QF0	10311	01GRF	Federal Home Loan Bank	Fair	4,000,000.00	0.390	04/30/2016	102.741	07/31/2014	4,109,640.00	4,111,871.53	4,109,640.00
912828QP8	10309	01GRF	Federal Home Loan Bank	Fair	4,850,000.00	0.533	05/31/2016	102.348	07/31/2014	4,963,878.00	4,957,200.83	4,963,878.00
912828QX1	10321	01GRF	Federal Home Loan Bank	Fair	3,900,000.00	0.512	07/31/2016	101.887	07/31/2014	3,973,593.00	3,976,497.70	3,973,593.00
				Subtotal	154,350,177.15	0.287				155,570,620.95	155,449,292.74	155,570,620.95
<b>Operating Fund</b>												
38145C752	10108	01OIF	Goldman Sachs Ila Fed Port	Amort	200,799.20	0.005		100.000	07/31/2014	200,799.20	200,799.20	200,799.20

Portfolio DRJ  
AP  
IC (PRF\_IC) 7.1.1  
Report Ver. 7.3.2

Delaware River Joint TBC  
Investment Classification  
July 31, 2014

CUSIP	Investment #	Fund	Issuer	Investment Class	Par Value	YTM	Maturity Date	Market Price	Market Date	Market Value	Book Value	Reported Value
<b>Operating Fund</b>												
3135G0FY4	10289	01OF	Federal National Mtg Assn	Fair	1,875,000.00	0.264	12/19/2014	100.255	07/31/2014	1,879,781.25	1,878,482.99	1,879,781.25
313381H24	10274	01OF	Federal Home Loan Bank	Fair	1,975,000.00	0.300	01/16/2015	100.079	07/31/2014	1,976,560.25	1,974,547.26	1,976,560.25
				Subtotal	4,050,799.20	0.268				4,057,140.70	4,053,829.45	4,057,140.70
<b>Reserve Maintenance Fund</b>												
38145C752	10106	01RMF	Goldman Sachs Ila Fed Port	Amort	108,340.05	0.005		100.000	07/31/2014	108,340.05	108,340.05	108,340.05
3135G0FY4	10291	01RMF	Federal National Mtg Assn	Fair	935,000.00	0.264	12/19/2014	100.255	07/31/2014	937,384.25	936,736.95	937,384.25
313381H24	10275	01RMF	Federal Home Loan Bank	Fair	1,085,000.00	0.300	01/16/2015	100.079	07/31/2014	1,085,857.15	1,084,751.28	1,085,857.15
				Subtotal	2,128,340.05	0.269				2,131,581.45	2,129,828.18	2,131,581.45
<b>Construction Fund 2005A</b>												
38145C752	10112	05CF05	Goldman Sachs Ila Fed Port	Amort	0.02	0.006		100.000	07/31/2014	0.02	0.02	0.02
				Subtotal	0.02	0.006				0.02	0.02	0.02
<b>Debt Service Reserve 2005A</b>												
38145C752	10110	05DSRF05	Goldman Sachs Ila Fed Port	Amort	48,144.39	0.005		100.000	07/31/2014	48,144.39	48,144.39	48,144.39
3135G0S90	10292	05DSRF05	Federal National Mtg Assn	Fair	1,490,000.00	0.478	12/21/2015	100.061	07/31/2014	1,490,908.90	1,487,865.59	1,490,908.90
3130A0SD3	10314	05DSRF05	Federal Home Loan Bank	Fair	1,445,000.00	0.355	02/19/2016	100.002	07/31/2014	1,445,028.90	1,445,409.24	1,445,028.90
				Subtotal	2,983,144.39	0.412				2,984,082.19	2,981,419.22	2,984,082.19
<b>Construction Fund 2007</b>												
38145C752	10114	06CF07	Goldman Sachs Ila Fed Port	Amort	8,717,277.06	0.005		100.000	07/31/2014	8,717,277.06	8,717,277.06	8,717,277.06
89233HB3	10318	06CF07	TOYOTA Motor Credit CP	Fair	2,000,000.00	0.200	08/11/2014	99.899	07/31/2014	1,997,988.89	1,999,888.89	1,997,988.89
912828TQ3	10276	06CF07	U.S. Treasury	Fair	2,000,000.00	0.196	09/30/2014	100.035	07/31/2014	2,000,700.00	2,000,176.89	2,000,700.00
3135G0DWO	10285	06CF07	Federal National Mtg Assn	Fair	2,000,000.00	0.231	10/30/2014	100.139	07/31/2014	2,002,780.00	2,001,943.76	2,002,780.00
				Subtotal	14,717,277.06	0.088				14,718,745.99	14,719,286.60	14,718,745.99
<b>Clearing Fund 2012A</b>												
38145C752	10294	06CLEAR12	Goldman Sachs Ila Fed Port	Amort	156,068.32	0.005		100.000	07/31/2014	156,068.32	156,068.32	156,068.32
				Subtotal	156,068.32	0.005				156,068.32	156,068.32	156,068.32
<b>Debt Service Reserve Fund 12A</b>												
38145C752	10250	06DSRF12A	Goldman Sachs Ila Fed Port	Amort	29,899.19	0.005		100.000	07/31/2014	29,899.19	29,899.19	29,899.19
3135G0NV1	10264	06DSRF12A	Federal National Mtg Assn	Fair	2,845,000.00	0.368	09/28/2015	100.264	07/31/2014	2,852,510.80	2,849,314.05	2,852,510.80
				Subtotal	2,874,899.19	0.364				2,882,409.99	2,879,213.24	2,882,409.99

Delaware River Joint TBC  
Investment Classification  
July 31, 2014

CUSIP	Investment #	Fund	Issuer	Investment Class	Par Value	YTM	Maturity Date	Market Price	Market Date	Market Value	Book Value	Reported Value
<b>Debt Service Reserve Fund 07A</b>												
38145C752	10111	06DSRF7A	Goldman Sachs Ila Fed Port	Amort	345,968.39	0.005	12/21/2015	100.000	07/31/2014	345,968.39	345,968.39	345,968.39
3135G0S50	10293	06DSRF7A	Federal National Mtg Assn	Fair	5,780,000.00	0.478	02/19/2016	100.061	07/31/2014	5,783,525.80	5,771,720.20	5,783,525.80
3130A0SD3	10315	06DSRF7A	Federal Home Loan Bank	Fair	5,780,000.00	0.356	02/19/2016	100.002	07/31/2014	5,780,115.60	5,781,636.95	5,780,115.60
				Subtotal	11,905,968.39	0.405				11,909,609.79	11,899,325.54	11,909,609.79
				Total	193,939,712.46	0.281				195,183,298.05	195,041,302.00	195,183,298.05

**DELAWARE RIVER JOINT TOLL BRIDGE COMMISSION**  
**Meeting of September 29, 2014**  
**TOLL TRAFFIC AND REVENUE STATISTICS (July, 2014)**

**Summary:** The Commission experienced an increase in total toll revenue for July 2014 in comparison to the July 2013 traffic and revenue statistics. Total toll traffic also reflected an increase for the month of July. This is the fourth consecutive month that toll traffic has reflected an increase.

**Analysis of July 2014 / July 2013 toll revenue data comparison:**

- An overall toll revenue increase of 2.54 percent was recorded at the Commission's seven toll bridges for the month.
- Commercial-vehicle toll revenue reflected a 2.84 percent increase.
- Passenger-vehicle toll revenue generated a 1.79 percent increase.

**Analysis of July 2014 / July 2013 traffic data comparison:**

- Total toll traffic increased by 89,944 vehicles, or 2.57 percent for the month.
- Commercial-vehicle traffic increased by 11,417 vehicles, or 2.55 percent.
- Passenger-vehicle toll traffic increased by 78,527 vehicles, or 2.57 percent.
- Total recorded westbound traffic at the 11 vehicular toll supported bridges for July 2014 increased by 17,437 vehicles, or 0.63 percent as compared to July 2013. Average daily westbound traffic at these toll supported bridges for July 2014 was 89,649 vehicles as compared for 89,087 vehicles in July 2013.

**Traffic analysis for 2014 YTD:**

- Average daily toll traffic for the Commission's seven toll bridges for July 2014 was 115,757 total vehicles as compared to 112,856 total vehicles in July 2013. Total YTD toll traffic at these bridges is reflecting a 0.59% decrease through July as compared to the same seven-month period in 2013.
- Recorded westbound traffic on the 11 toll supported bridges is reflecting a 2.61% decrease for the first seven months of 2014 as compared to the same period in 2013.

## **DISTRICT REVIEW:**

### **District 1**

Total toll traffic at Trenton-Morrisville (TM) for July 2014 reflected a 3.36 percent increase when compared to July 2013 as the result of the increases of 20,432 cars and 3,410 trucks. At New Hope-Lambertville (NHL), increases of 11,594 cars and 259 trucks combined to generate an increase in total toll traffic of 7.20 percent for July 2014 as compared to July 2013.

### **District II**

The I-78 Toll Bridge generated an increase of 3.68 percent in total toll traffic for the month of July 2014 compared to July 2013 as the result of combined increases of 29,567 cars and 9,553 trucks. At the Easton-Phillipsburg (EP) Toll Bridge, the increase of 2,377 passenger vehicles and the decrease of 3,571 trucks combined to produce a 0.28 percent decrease in total toll traffic for July 2014. *(It should be noted that the construction related to the Toll Bridge Rehabilitation Project at the Easton-Phillipsburg Toll Bridge as resulted in lane closures and the diversion of traffic to the I78 Toll Bridge).*

### **District III**

Portland-Columbia (PC) experienced a 3.31 percent increase in total toll traffic during July 2014 as a result of increases of 3,072 automobiles and 488 trucks compared to July 2013. At the Delaware Water Gap (DWG) Toll Bridge, the increase of 4,327 passenger vehicles combined with the increase of 1,112 trucks to generate a 0.60 percent increase in total toll traffic for July 2014 as compared to July 2013. At Milford-Montague (MM), increases of 7,158 passenger vehicles 166 trucks combined to generate an increase of 5.78 percent in total toll traffic for the month of July 2014.

**E-ZPass Penetration Rates**

The table below provides a comparison of the *E-ZPass* penetration rates for the Commission's seven (7) toll bridges for the months of July, 2014 and July, 2013, and the year-to-date periods ending July 31, 2014 and July 31, 2013.

		<b><i>E-ZPass</i> PENETRATION RATES</b>					
		<b>JULY 2014</b>	<b>JULY 2013</b>	<b>Change in Monthly Percentage</b>	<b>YTD 2014</b>	<b>YTD 2013</b>	<b>Change in YTD Percentage</b>
<b>All Toll Bridges</b>	Cars	61.37	60.79	0.58	62.38	61.83	0.55
	Trucks	82.24	80.75	1.49	82.49	80.95	1.54
	<b>Total</b>	64.04	63.35	0.69	65.14	64.44	0.70
<b>Trenton - Morrisville</b>	Cars	60.39	59.49	0.90	60.39	60.10	0.29
	Trucks	89.26	87.55	1.71	88.81	87.87	0.94
	<b>Total</b>	62.41	61.38	1.03	62.41	62.01	0.40
<b>New Hope - Lambertville</b>	Cars	74.81	73.60	1.21	75.38	74.33	1.05
	Trucks	80.42	79.10	1.32	80.69	79.33	1.36
	<b>Total</b>	75.16	73.96	1.20	75.70	74.64	1.06
<b>I-78</b>	Cars	61.02	60.74	0.28	63.23	62.18	1.05
	Trucks	82.35	81.00	1.35	82.50	81.06	1.44
	<b>Total</b>	65.69	65.16	0.53	67.94	66.79	1.15
<b>Easton - Phillipsburg</b>	Cars	63.54	63.24	0.30	64.91	65.00	-0.09
	Trucks	79.06	79.11	-0.05	80.43	80.28	0.15
	<b>Total</b>	64.46	64.32	0.14	65.85	66.06	-0.21
<b>Portland - Columbia</b>	Cars	56.47	55.40	1.07	57.98	56.47	1.51
	Trucks	77.88	77.48	0.40	79.26	79.29	-0.03
	<b>Total</b>	57.84	56.76	1.08	59.33	57.91	1.42
<b>Delaware Water Gap</b>	Cars	59.66	59.04	0.62	60.26	59.61	0.65
	Trucks	80.27	78.46	1.81	80.67	78.55	2.12
	<b>Total</b>	62.38	61.60	0.78	63.26	62.40	0.86
<b>Milford - Montague</b>	Cars	59.29	59.67	-0.38	57.23	57.81	-0.58
	Trucks	76.45	72.95	3.50	77.99	73.24	4.75
	<b>Total</b>	59.77	60.05	-0.28	57.83	58.26	-0.43

DELAWARE RIVER JOINT TOLL BRIDGE COMMISSION

ALL TOLL BRIDGES

COMPARATIVE STATEMENT OF TOLL TRAFFIC AND REVENUE

JULY, 2014

JANUARY 1, 2013		JANUARY 1, 2014		MONTH OF JULY 2014		MONTH OF JULY 2013	
NUMBER OF VEHICLES	TOTAL REVENUE	NUMBER OF VEHICLES	TOTAL REVENUE	NUMBER OF VEHICLES	TOTAL REVENUE	NUMBER OF VEHICLES	TOTAL REVENUE
212 DAYS		212 DAYS		31 DAYS		31 DAYS	
18,725,525	\$ 18,830,791.25	18,600,278	\$ 18,700,956.00	3,129,039	\$ 3,151,481.00	3,050,512	\$ 3,071,901.75
-	(625,378.65)	-	(683,781.80)	-	(115,829.76)	-	(89,728.93)
18,725,525	\$ 18,205,412.60	18,600,278	\$ 18,017,174.20	3,129,039	\$ 3,035,651.24	3,050,512	\$ 2,982,172.82
487,800	3,746,224.60	489,729	3,158,110.15	77,597	500,524.70	76,605	494,111.15
220,034	2,604,784.80	213,163	2,523,656.40	33,330	394,731.60	34,058	403,366.80
207,067	3,234,750.40	211,126	3,298,531.20	34,126	533,252.80	33,752	528,508.80
1,980,355	38,636,252.00	1,982,526	38,870,026.00	304,600	5,870,650.00	294,007	5,765,630.00
61,072	1,422,412.00	56,948	1,324,702.60	8,922	207,244.80	8,671	201,980.80
6,216	172,892.80	5,813	162,650.40	853	23,826.40	922	25,737.60
19	1,027.06	10	624.00	3	171.40	2	109.20
2,962,563	\$ 49,418,343.86	2,959,315	\$ 49,338,340.75	459,434	\$ 7,630,401.70	448,017	\$ 7,419,444.35
21,688,088	\$ 67,623,755.26	21,559,593	\$ 67,355,514.95	3,588,473	10,666,052.94	3,498,529	10,401,617.17
102,302	\$ 316,979.98	101,696	\$ 317,714.69	115,757	\$ 344,066.22	112,856	\$ 335,536.04

Rate Change	Rate Change
Traffic (toll)	Traffic (toll)
Autos	Autos
Trucks	Trucks
Revenue	Revenue
Autos	Autos
Trucks	Trucks

-0.59%	2.57%
-0.67%	2.57%
-0.11%	2.55%
-0.40%	2.54%
-1.03%	1.79%
-0.16%	2.84%

\* Discounts represents rebates for commuter discounts earned when a customer crosses the Commission's bridges 20 times in a 35 day period, as well as discounts for employee's and Commission vehicle's non-revenue crossings.

NOTE: Several snow and ice events during 2014 resulted in decreases in both automobile and truck traffic in all three Districts.

DELAWARE RIVER JOINT TOLL BRIDGE COMMISSION

TRENTON - MORRISVILLE TOLL BRIDGE

COMPARATIVE STATEMENT OF TOLL TRAFFIC AND REVENUE

JULY, 2014

JANUARY 1, 2013 JULY 31, 2013 212 DAYS		JANUARY 1, 2014 JULY 31, 2014 212 DAYS		JULY, 2014		MONTH OF JULY 2013 31 DAYS		MONTH OF JULY 2014 31 DAYS		
NUMBER OF VEHICLES	TOTAL REVENUE	NUMBER OF VEHICLES	TOTAL REVENUE	VEHICLE CLASS	NUMBER OF VEHICLES	TOTAL REVENUE	NUMBER OF VEHICLES	TOTAL REVENUE	NUMBER OF VEHICLES	TOTAL REVENUE
4,307,635	\$ 4,319,868.50 (122,509.17)	4,314,998	\$ 4,325,495.00 (134,655.88)	Passenger	662,300	\$ 684,394.00 (23,397.83)	661,868	\$ 664,007.00 (17,344.71)		
4,307,635	\$ 4,197,359.33	4,314,998	\$ 4,190,839.12	Discounts *	682,300	\$ 660,996.17	661,868	\$ 646,662.29		
				TOTAL PASSENGER						
122,208	789,746.10	128,398	828,644.05	2-Axle Trucks	19,752	127,497.50	18,691	120,730.35		
45,370	540,506.40	47,553	586,271.60	3-Axle Trucks	6,987	83,248.80	6,736	80,079.60		
40,373	636,216.00	46,561	732,892.80	4-Axle Trucks	6,991	109,964.80	6,098	95,936.00		
110,178	2,161,652.00	106,181	2,083,282.00	5-Axle Trucks	17,464	342,576.00	16,278	319,218.00		
947	22,355.20	1,027	24,177.60	6-Axle Trucks	129	3,052.80	113	2,653.60		
25	708.00	58	1,950.00	7-Axle Trucks	8	232.00	5	140.00		
				Permits						
319,101	\$ 4,151,183.70	329,778	\$ 4,237,218.05	TOTAL TRUCKS	51,331	\$ 666,571.90	47,921	\$ 618,757.55		
4,626,736	\$ 8,348,343.03	4,644,776	\$ 8,428,057.17	TOTAL TOLL VEHICLES	733,631	\$ 1,327,568.07	709,789	\$ 1,265,419.84		
21,824	\$ 39,379.92	21,909	\$ 39,754.99	DAILY AVERAGE	23,666	\$ 42,824.78	22,896	\$ 40,819.99		

Rate Change Traffic (toll)	
Autos	0.39%
Trucks	0.17%
Revenue	3.35%
Autos	0.95%
Trucks	-0.16%
	2.07%

Rate Change Traffic (toll)	
Autos	3.36%
Trucks	3.09%
Revenue	7.12%
Autos	4.91%
Trucks	2.22%
	7.73%

\* Discounts represents rebates for commuter discounts earned when a customer crosses the Commission's bridges 20 times in a 35 day period as well as discounts for employee's and Commission vehicle's non-revenue crossings.

DELAWARE RIVER JOINT TOLL BRIDGE COMMISSION

NEW HOPE - LAMBERTVILLE TOLL BRIDGE

COMPARATIVE STATEMENT OF TOLL TRAFFIC AND REVENUE

JULY, 2014

JANUARY 1, 2013 JULY 31, 2013 212 DAYS		JANUARY 1, 2014 JULY 31, 2014 212 DAYS		JULY, 2014		MONTH OF JULY 2013 31 DAYS	
NUMBER OF VEHICLES	TOTAL REVENUE	NUMBER OF VEHICLES	TOTAL REVENUE	NUMBER OF VEHICLES	VEHICLE CLASS	TOTAL REVENUE	TOTAL REVENUE
1,022,265	\$ 1,028,645.50	1,035,321	\$ 1,041,359.00	165,762	Passenger	167,096.00	155,405.00
	(43,124.72)		(45,510.87)		Discounts *	(7,405.23)	(6,003.39)
1,022,265	\$ 985,520.78	1,035,321	\$ 995,848.33	165,762	TOTAL PASSENGER	159,690.77	149,401.61
34,729	224,740.10	34,164	220,863.00	5,322	2-Axle Trucks	34,420.10	35,276.80
10,788	128,613.60	9,840	117,224.40	1,723	3-Axle Trucks	20,542.80	20,158.80
4,927	76,612.80	4,706	73,182.40	762	4-Axle Trucks	11,854.40	11,694.40
16,714	328,646.00	17,610	345,482.00	2,897	5-Axle Trucks	57,006.00	50,376.00
329	7,845.60	332	7,872.00	59	6-Axle Trucks	1,406.40	1,192.80
22	530.40	24	662.40	2	7-Axle Trucks	56.00	84.00
					Permits	-	
67,509	\$ 767,088.50	65,676	\$ 765,326.20	10,765	TOTAL TRUCKS	125,285.70	118,762.80
1,089,774	\$ 1,752,609.26	1,101,997	\$ 1,761,174.53	176,527	TOTAL TOLL VEHICLES	284,976.47	268,184.41
5,140	\$ 8,267.02	5,198	\$ 8,307.43	5,694	DAILY	9,192.79	8,651.11

Rate Change	Rate Change
Traffic (toll)	Traffic (toll)
Autos	Autos
Trucks	Trucks
Revenue	Revenue
Autos	Autos
Trucks	Trucks

\* Discounts represents rebates for commuter discounts earned when a customer crosses the Commission's bridges 20 times in a 35 day period as well as discounts for employee's and Commission vehicle's non-revenue crossings.

DELAWARE RIVER JOINT TOLL BRIDGE COMMISSION

I78 TOLL BRIDGE

COMPARATIVE STATEMENT OF TOLL TRAFFIC AND REVENUE

JULY, 2014

JANUARY 1, 2013 JULY 31, 2013 212 DAYS		JANUARY 1, 2014 JULY 31, 2014 212 DAYS		JULY, 2014		MONTH OF JULY 2013 31 DAYS	
NUMBER OF VEHICLES	TOTAL REVENUE	NUMBER OF VEHICLES	TOTAL REVENUE	VEHICLE CLASS	NUMBER OF VEHICLES	TOTAL REVENUE	TOTAL REVENUE
4,699,492	\$ 4,736,571.00	4,831,535	\$ 4,867,705.50	Passenger	861,242	\$ 868,996.00	\$ 838,907.25
	(175,592.76)		(196,482.36)	Discounts *		(33,952.30)	(25,590.61)
4,699,492	\$ 4,560,978.24	4,831,535	\$ 4,671,223.14	TOTAL PASSENGER	861,242	\$ 835,043.70	\$ 813,316.64
140,037	901,432.80	145,154	934,760.60	2-Axle Trucks	23,203	151,602.75	149,405.10
80,521	948,900.00	78,634	927,393.60	3-Axle Trucks	12,786	143,775.60	145,947.60
90,022	1,397,289.60	95,961	1,491,036.80	4-Axle Trucks	16,101	250,342.40	241,580.80
1,167,887	22,891,654.00	1,199,341	23,498,424.00	5-Axle Trucks	182,999	3,684,442.00	3,419,750.00
39,204	911,407.20	37,956	882,085.00	6-Axle Trucks	5,991	138,955.20	131,800.80
5,014	138,360.80	4,504	124,467.60	7-Axle Trucks	662	18,298.40	20,830.80
1				Permits			
1,522,686	\$ 27,189,044.20	1,561,550	\$ 27,858,187.60	TOTAL TRUCKS	241,475	\$ 4,287,416.35	\$ 4,108,315.10
6,222,178	\$ 31,750,022.44	6,393,085	\$ 32,529,410.74	TOTAL TOLL VEHICLES	1,102,717	\$ 5,122,460.05	\$ 4,922,631.74
29,350	\$ 149,764.26	30,156	\$ 153,440.62	DAILY AVERAGE	35,572	\$ 165,240.65	\$ 158,794.57

Rate Change	Rate Change
Traffic (toll)	Traffic (toll)
Autos	Autos
Trucks	Trucks
Revenue	Revenue
Autos	Autos
Trucks	Trucks

2.75%	3.68%
2.81%	3.56%
2.55%	4.12%
2.45%	4.06%
2.42%	2.67%
2.46%	4.33%

\* Discounts represents rebates for commuter discounts earned when a customer crosses the Commission's bridges 20 times in a 35 day period as well as discounts for employee's and Commission vehicle's non-revenue crossings.

NOTE: Construction and lane closures at the Easton-Phillipsburg Toll Bridge are causing traffic diversion to the I78 Toll Bridge.



DELAWARE RIVER JOINT TOLL BRIDGE COMMISSION

PORTLAND - COLUMBIA TOLL BRIDGE

COMPARATIVE STATEMENT OF TOLL TRAFFIC AND REVENUE

JULY, 2014

JANUARY 1, 2013 JULY 31, 2013 212 DAYS		JANUARY 1, 2014 JULY 31, 2014 212 DAYS		JULY, 2014		MONTH OF JULY 2013 31 DAYS		MONTH OF JULY 2014 31 DAYS		
NUMBER OF VEHICLES	TOTAL REVENUE	NUMBER OF VEHICLES	TOTAL REVENUE	VEHICLE CLASS	NUMBER OF VEHICLES	TOTAL REVENUE	NUMBER OF VEHICLES	TOTAL REVENUE	NUMBER OF VEHICLES	TOTAL REVENUE
649,408 \$	654,109.75 (28,828.18)	635,146 \$	640,226.00 (29,880.51)	Passenger Discounts *	104,071	105,200.00 (4,132.22)	100,989	102,024.00 (3,999.54)		
649,408 \$	625,281.57	635,146 \$	610,345.49	TOTAL PASSENGER	104,071	101,067.78	100,989	98,024.46		
14,643	94,825.90	14,776	95,651.40	2-Axle Trucks	2,210	14,314.30	2,123	13,752.05		
6,095	72,787.20	7,026	83,823.60	3-Axle Trucks	1,307	15,614.40	1,015	12,139.20		
7,396	118,212.80	4,748	75,672.00	4-Axle Trucks	798	12,739.20	1,100	17,577.60		
15,285	303,332.00	16,435	325,394.00	5-Axle Trucks	2,753	54,472.00	2,339	46,316.00		
185	4,430.40	119	2,832.00	6-Axle Trucks	20	475.20	23	552.00		
1	28.00	-	-	7-Axle Trucks Permits	-	-	-	-		
43,605 \$	593,616.30	43,102 \$	563,373.00	TOTAL TRUCKS	7,088	97,615.10	6,600	90,336.85		
693,013 \$	1,219,907.87	676,248 \$	1,193,718.49	TOTAL TOLL VEHICLES	111,159	198,682.88	107,599	188,361.31		
3,269 \$	5,749.52	3,199 \$	5,630.75	DAILY AVERAGE	3,586	6,409.13	3,471	6,076.17		

Rate Change Traffic (toll)	Rate Change Traffic (toll)
Autos -2.13%	Autos 3.31%
Trucks -2.20%	Trucks 3.04%
Revenue -1.15%	Revenue 7.39%
Autos -2.07%	Autos 5.48%
Trucks -2.39%	Trucks 3.10%
Trucks -1.73%	Trucks 8.06%

\* Discounts represents rebates for commuter discounts earned when a customer crosses the Commission's bridges 20 times in a 35 day period as well as discounts for employee's and Commission vehicle's non-revenue crossings.



DELAWARE RIVER JOINT TOLL BRIDGE COMMISSION

MILFORD - MONTAGUE TOLL BRIDGE

COMPARATIVE STATEMENT OF TOLL TRAFFIC AND REVENUE

JULY, 2014

JANUARY 1, 2013 JULY 31, 2013 212 DAYS		JANUARY 1, 2014 JULY 31, 2014 212 DAYS		JULY, 2014		MONTH OF JULY 2013 31 DAYS		MONTH OF JULY 2014 31 DAYS		
NUMBER OF VEHICLES	TOTAL REVENUE	NUMBER OF VEHICLES	TOTAL REVENUE	NUMBER OF VEHICLES	VEHICLE CLASS	TOTAL REVENUE	NUMBER OF VEHICLES	TOTAL REVENUE	NUMBER OF VEHICLES	TOTAL REVENUE
572,564	\$ 677,958.00 (24,798.60)	667,569	\$ 693,126.00 (29,635.87)	130,241	Passenger	131,592.00	123,083	\$ 124,403.00	123,083	\$ (3,378.09)
672,564	\$ 653,159.40	667,569	\$ 663,490.13	130,241	Discounts *	(4,251.18)	123,083	\$ 121,024.91	123,083	\$
					TOTAL PASSENGER	127,340.82				
12,070	77,916.80	13,707	88,483.70	2,407	2-Axle Trucks	15,553.85	2,170	14,034.15	2,170	14,034.15
2,529	30,240.00	1,841	21,986.40	448	3-Axle Trucks	5,334.00	461	5,482.80	461	5,482.80
1,191	15,644.80	931	14,828.80	193	4-Axle Trucks	3,076.80	226	3,545.60	226	3,545.60
4,213	83,616.00	4,045	80,138.00	710	5-Axle Trucks	14,032.00	736	14,632.00	736	14,632.00
44	1,048.80	32	756.00	9	6-Axle Trucks	211.20	7	165.60	7	165.60
5	152.00	3	92.00		7-Axle Trucks		1	28.00	1	28.00
					Permits					
20,052	\$ 211,618.40	20,559	\$ 206,284.90	3,787	TOTAL TRUCKS	38,207.85	3,601	\$ 37,888.15	3,601	\$ 37,888.15
692,516	\$ 864,777.50	700,148	\$ 869,755.03	134,008	TOTAL TOLL VEHICLES	165,548.67	126,684	\$ 158,913.06	126,684	\$ 158,913.06
3,267	\$ 4,079.14	3,340	\$ 4,102.62	4,323	DAILY AVERAGE	5,340.28	4,087	\$ 5,126.23	4,087	\$ 5,126.23

Rate Change Traffic (toll)	Rate Change Traffic (toll)
Autos 2.24%	Autos 5.78%
Trucks 2.23%	Trucks 5.82%
Revenue 2.53%	Revenue 4.61%
Autos 0.58%	Autos 4.18%
Trucks 1.58%	Trucks 5.22%
-2.53%	Trucks 0.84%

\* Discounts represents rebates for commuter discounts earned when a customer crosses the Commission's bridges 20 times in a 35 day period as well as discounts for employee's and Commission vehicle's non-revenue crossings.

**Delaware River Joint Toll Bridge Commission  
Toll Supported Bridge - Westbound Traffic Counts**

July 2014

Bridge	Westbound Volume					
	July 2014	July 2013	% Change	YTD 2014	YTD 2013	% Change
Lower Trenton <sup>1</sup>	413,753	400,195	3.39%	2,524,671	2,656,618	-4.97%
Calhoun Street	276,211	274,803	0.51%	1,796,829	1,836,825	-2.18%
Scudder Falls	989,438	957,152	3.37%	6,438,948	6,476,283	-0.58%
Washington Crossing	139,733	150,539	-7.18%	926,775	950,882	-2.54%
New Hope-Lambertville	216,491	222,922	-2.88%	1,364,032	1,410,307	-3.28%
Centre Bridge-Stockton	76,004	77,059	-1.37%	448,980	463,804	-3.20%
Uhlerstown-Frenchtown	72,927	73,060	-0.18%	417,485	438,830	-4.86%
Upper Black Eddy-Milford	60,690	53,243	13.99%	376,159	335,355	12.17%
Riegelsville	61,857	66,365	-6.79%	401,546	436,339	-7.97%
Northampton Street	392,696	406,677	-3.44%	2,582,130	2,736,758	-5.65%
Riverton-Belvidere	79,332	79,680	-0.44%	490,809	502,092	-2.25%
<b>Total</b>	<b>2,779,132</b>	<b>2,761,695</b>	<b>0.63%</b>	<b>17,768,365</b>	<b>18,244,092</b>	<b>-2.61%</b>

**NOTES:**

1. Counter down 7-1-14 to 7-31-14. 2013 data interpolated and increased by 3.4%.

**Delaware River Joint Toll Bridge Commission  
Toll Supported Bridge - Two Way Traffic Counts**

July 2014

Bridge	Total Volume					
	July 2014	July 2013	% Change	YTD 2014	YTD 2013	% Change
Lower Trenton <sup>1</sup>	541,442	523,626	3.40%	3,323,806	3,456,349	-3.83%
Calhoun Street	544,547	539,757	0.89%	3,549,103	3,610,273	-1.69%
Scudder Falls	1,853,754	1,820,340	1.84%	12,136,137	12,280,648	-1.18%
Washington Crossing	240,911	253,815	-5.08%	1,574,225	1,594,577	-1.28%
New Hope-Lambertville	460,861	472,025	-2.37%	2,912,414	3,004,317	-3.06%
Centre Bridge-Stockton	163,677	164,407	-0.44%	975,212	1,001,879	-2.66%
Uhlertown-Frenchtown	142,904	145,066	-1.49%	823,521	874,583	-5.84%
Upper Black Eddy-Milford	125,490	109,265	14.85%	767,364	681,680	12.57%
Riegelsville	103,402	110,790	-6.67%	671,308	726,851	-7.64%
Northampton Street	665,455	674,887	-1.40%	4,294,802	4,310,249	-0.36%
Riverton-Belvidere	148,427	150,741	-1.53%	917,294	939,074	-2.32%
<b>Total</b>	<b>4,990,870</b>	<b>4,964,719</b>	<b>0.53%</b>	<b>31,945,184</b>	<b>32,480,480</b>	<b>-1.65%</b>

**NOTES:**

1. Counter down 7-1-14 to 7-31-14. 2013 data interpolated and increased by 3.4%.

**Delaware River Joint Toll Bridge Commission**  
**Toll Bridge - Two Way Traffic Counts**  
 July 2014

Bridge	Total Volume (all classes)					
	July 2014	July 2013	% Change	YTD 2014	YTD 2013	% Change
Trenton - Morrisville	1,811,198	1,789,141	1.23%	11,554,383	11,716,375	-1.38%
New Hope - Lambertville	392,468	325,941	20.41%	2,460,768	2,166,882	13.56%
Interstate 78	2,295,828	2,142,928	7.14%	13,268,870	12,798,591	3.67%
Easton - Phillipsburg	966,961	1,117,806	-13.49%	6,517,172	7,454,012	-12.57%
Portland - Columbia	237,116	239,199	-0.87%	1,445,621	1,453,537	-0.54%
Delaware Water Gap	1,797,703	1,793,082	0.26%	10,374,237	10,547,200	-1.64%
Milford - Montague	237,143	229,242	3.45%	1,275,990	1,270,266	0.45%
<b>Total</b>	<b>7,738,417</b>	<b>7,637,339</b>	<b>1.32%</b>	<b>46,897,040</b>	<b>47,406,862</b>	<b>-1.08%</b>

NOTES:

## DELAWARE RIVER JOINT TOLL BRIDGE COMMISSION

Meeting of September 29, 2014

### STATISTICAL SUMMARY OF EXPENDITURES

This includes reports entitled "**Budget vs Actual**" covering the month of July 2014 and the seven month year-to-date operations of fiscal year 2014 relative to Toll Bridges, Toll Supported Bridges and Administration departments.

Total expense plus encumbrance totaled \$4,207,542 for the month of July. For the 2014 fiscal year-to-date period, total expense plus encumbrances amounted to \$30,176,586 or 96.4% of the year-to-date operating budget.

Most of the expense line categories are within their line item budget except for the following; Regular Employee Wages, Part-Time Wages and Overtime Wages are currently running ahead of budget. Regular Salaries are \$82,000 or .83%, Part-time wages are \$81,000 or 37.2% and Overtime wages are \$30,000 or 14% over their respective year-to-date budgets. Additionally, Business insurance is \$76,000 or 5% over the year-to-date operating budget due to higher than anticipated rates for business insurance and a higher than budget Workers Compensation Retro payment for 2013. Professional Services are currently \$244,000 or 31.4% ahead of the YTD operating budget mainly due to higher than anticipates non-retainer Legal Fees, Investment Advisory fees and Engineering Specialized Staff expense.

There were no unusual expenses during the month of July.

**Delaware River Joint Toll Bridge Commission**  
**Budget vs Actual**  
**For the Seven Months Ending July 31, 2014**

**TOTAL COMMISSION**

	Budget 2014	Expended For The Month	Expended Year To Date	Encumbered	Budget Remaining Balance
Regular Employee Salaries	\$17,033,303	\$1,296,457	\$9,878,235	\$0	\$7,155,068
Part-Time Employee Wages	388,500	48,629	299,553	0	88,947
Summer Employee Wages	135,695	30,473	46,523	0	89,172
Overtime Wages	339,837	14,598	238,552	0	101,285
Pension Contributions	3,181,511	265,076	1,597,875	0	1,583,637
FICA Contributions	1,438,372	110,399	831,299	0	607,073
Regular Employee Healthcare Benefits	8,017,833	745,457	4,657,523	0	3,360,310
Life Insurance Benefits	111,073	12,353	67,067	0	44,006
Unemployment Compensation Benefits	45,000	7,426	9,999	0	35,001
Retirees Expense	2,200,000	0	1,100,000	0	1,100,000
Utility Expense	920,041	42,624	476,249	68,266	375,526
Office Expense	257,820	19,515	117,521	29,576	110,723
Telecommunication Expense	664,603	57,706	309,451	15,568	339,584
Information Technology Expense	445,700	42,700	182,986	2,394	260,320
Professional Development/Meetings/Memberships	194,530	8,045	75,569	508	118,453
Vehicle Maintenance Expense and Fuel	386,304	18,036	232,158	107,355	46,791
Operations Maintenance Expense	1,010,541	94,444	509,265	109,883	391,393
ESS Operating Maintenance Expense	1,500,000	58,327	645,732	49,857	804,411
Commission Expense	22,500	708	6,911	0	15,589
Toll Collection Expense	64,800	3,233	22,012	3,423	39,365
Uniform Expense	65,900	3,974	14,000	6,914	44,985
Business Insurance	2,753,987	225,788	1,588,663	0	1,165,324
Licenses & Inspections Expense	6,950	465	1,981	0	4,969
Advertising	60,500	143	3,613	0	56,887
Professional Services	1,146,616	227,630	854,089	167,400	125,127
State Police Bridge Security	4,685,759	400,472	2,574,784	0	2,110,975
EZPass Equipment/Maintenance	1,074,784	71,539	501,383	104,021	469,380
General Contingency	300,000	0	8,027	103,104	188,869
EZPass Operating Expense	4,443,576	432,424	2,557,299	0	1,886,277
<b>Total</b>	<b>\$52,896,036</b>	<b>\$4,238,642</b>	<b>\$29,408,317</b>	<b>\$768,269</b>	<b>\$22,719,449</b>

**Delaware River Joint Toll Bridge Commission**  
**Budget vs Actual**  
**For the Seven Months Ending July 31, 2014**

**ADMINISTRATION\***

	Budget 2014	Expended For The Month	Expended Year To Date	Encumbered	Budget Remaining Balance
Regular Employee Salaries	\$3,216,199	\$253,813	\$1,886,820	\$0	\$1,329,379
Summer Employee Wages	8,196	4,837	7,285	0	911
Overtime Wages	1,200	1,048	6,338	0	(5,138)
Pension Contributions	558,862	42,386	255,500	0	303,362
FICA Contributions	246,758	19,832	145,179	0	101,579
Regular Employee Healthcare Benefits	1,036,405	98,931	611,429	0	424,976
Life Insurance Benefits	20,146	2,258	12,678	0	7,468
Unemployment Compensation Benefits	45,000	7,426	9,999	0	35,001
Retirees Expense	2,200,000	0	1,100,000	0	1,100,000
Office Expense	206,299	17,214	100,319	19,682	86,298
Telecommunication Expense	191,696	24,472	84,144	0	107,552
Information Technology Expense	417,000	42,700	156,586	2,394	258,020
Professional Development/Meetings/Memberships	149,460	3,703	49,706	0	99,754
Vehicle Maintenance Expense and Fuel	2,824	1,787	2,792	0	32
Commission Expense	22,500	708	6,911	0	15,589
Business Insurance	279,452	10,019	86,236	0	193,216
Advertising	60,500	143	3,613	0	56,887
Professional Services	911,616	202,272	765,875	3,721	142,019
General Contingency	300,000	0	8,027	103,104	188,869
<b>TOTAL</b>	<b>\$9,874,113</b>	<b>\$733,549</b>	<b>\$5,299,438</b>	<b>\$128,901</b>	<b>\$4,445,774</b>

\* Includes Executive, Human Resources, Accounting, EZPass, Purchasing, Information Technology, Community Affairs and Contract/Compliance.

**Delaware River Joint Toll Bridge Commission**  
**Budget vs Actual**  
**For the Seven Months Ending July 31, 2014**

**ADMINISTRATION - OPERATIONS\***

	Budget 2014	Expended For The Month	Expended Year To Date	Encumbered	Budget Remaining Balance
Regular Employee Salaries	\$974,027	\$77,295	\$566,098	\$0	\$407,929
Part-Time Employee Wages	0	1,840	11,569	0	(11,569)
Overtime Wages	9,000	1,052	8,277	0	723
Pension Contributions	334,570	25,818	155,633	0	178,937
FICA Contributions	144,220	10,838	79,502	0	64,718
Regular Employee Healthcare Benefits	540,119	47,583	297,862	0	242,256
Life Insurance Benefits	11,703	1,283	7,047	0	4,656
Office Expense	17,550	141	3,063	2,108	12,379
Telecommunication Expense	86,882	5,970	28,200	1,950	56,732
Professional Development/Meetings/Memberships	28,550	1,887	12,624	508	15,418
Vehicle Maintenance Expense and Fuel	1,000	0	37	0	963
Operations Maintenance Expense	0	0	545	0	(545)
ESS Operating Maintenance Expense	1,500,000	58,327	645,732	49,857	804,411
Uniform Expense	3,000	0	145	855	2,001
Business Insurance	50,693	4,022	28,360	0	22,334
Professional Services	235,000	25,358	88,214	163,679	(16,893)
<b>TOTAL</b>	<b>\$3,936,314</b>	<b>\$261,414</b>	<b>\$1,932,907</b>	<b>\$218,957</b>	<b>\$1,784,450</b>

\* Includes Engineering, Security, Safety & Training, Plant & Facility, and Electronic Security & Surveillance.

**Delaware River Joint Toll Bridge Commission**  
**Budget vs Actual**  
**For the Seven Months Ending July 31, 2014**

**TRENTON - MORRISVILLE TOLL BRIDGE**

	Budget 2014	Expended For The Month	Expended Year To Date	Encumbered	Budget Remaining Balance
Regular Employee Salaries	\$1,445,032	\$111,504	\$861,453	\$0	\$583,579
Part-Time Employee Wages	60,000	10,947	63,928	0	(3,928)
Summer Employee Wages	26,993	9,222	10,650	0	16,343
Overtime Wages	32,000	1,777	13,542	0	18,458
Pension Contributions	256,561	23,353	140,773	0	115,788
FICA Contributions	119,648	10,123	72,527	0	47,121
Regular Employee Healthcare Benefits	742,663	69,392	441,053	0	301,610
Life Insurance Benefits	8,930	1,034	5,754	0	3,176
Utility Expense	154,950	8,048	85,411	27,500	42,039
Office Expense	2,925	468	1,105	1,316	504
Telecommunication Expense	62,598	7,000	37,450	6,274	18,874
Information Technology Expense	7,400	0	6,875	0	525
Professional Development/Meetings/Memberships	1,500	269	1,466	0	34
Vehicle Maintenance Expense and Fuel	67,080	3,922	42,230	24,535	315
Operations Maintenance Expense	148,995	12,585	94,617	7,719	46,659
Toll Collection Expense	13,000	383	4,603	531	7,866
Uniform Expense	11,400	587	2,016	550	8,834
Business Insurance	353,011	30,792	204,694	0	148,317
Licenses & Inspections Expense	480	65	260	0	220
State Police Bridge Security	684,589	55,031	354,702	0	329,887
EZPass Equipment/Maintenance	158,056	10,516	78,951	16,258	62,847
EZPass Operating Expense	906,045	87,954	518,642	0	387,403
<b>TOTAL</b>	<b>\$5,263,857</b>	<b>\$454,971</b>	<b>\$3,042,702</b>	<b>\$84,684</b>	<b>\$2,136,471</b>

**Delaware River Joint Toll Bridge Commission**  
**Budget vs Actual**  
**For the Seven Months Ending July 31, 2014**

**NEW HOPE - LAMBERTVILLE TOLL BRIDGE**

	Budget 2014	Expended For The Month	Expended Year To Date	Encumbered	Budget Remaining Balance
Regular Employee Salaries	\$959,124	\$81,209	\$578,378	\$0	\$380,746
Part-Time Employee Wages	12,000	92	4,101	0	7,899
Summer Employee Wages	24,296	0	0	0	24,296
Overtime Wages	24,800	500	22,728	0	2,072
Pension Contributions	170,908	14,553	87,723	0	83,184
FICA Contributions	78,047	6,216	46,045	0	32,002
Regular Employee Healthcare Benefits	473,782	43,554	266,995	0	206,787
Life Insurance Benefits	5,945	641	3,515	0	2,430
Utility Expense	151,990	5,816	82,227	8,504	61,259
Office Expense	2,425	102	888	510	1,027
Telecommunication Expense	48,862	2,776	27,350	0	21,513
Information Technology Expense	7,900	0	7,665	0	235
Professional Development/Meetings/Memberships	1,120	386	2,130	0	(1,010)
Vehicle Maintenance Expense and Fuel	66,760	1,767	40,319	24,086	2,355
Operations Maintenance Expense	140,800	7,514	67,499	13,980	59,321
Toll Collection Expense	6,200	205	2,087	315	3,799
Uniform Expense	3,000	94	556	0	2,444
Business Insurance	247,866	21,643	153,111	0	94,755
Licenses & Inspections Expense	240	130	260	0	(20)
State Police Bridge Security	131,201	10,847	69,919	0	61,283
EZPass Equipment/Maintenance	126,445	8,442	55,187	13,003	58,256
EZPass Operating Expense	263,060	25,417	149,074	0	113,986
<b>TOTAL</b>	<b>\$2,946,770</b>	<b>\$231,904</b>	<b>\$1,667,755</b>	<b>\$60,398</b>	<b>\$1,218,617</b>

**Delaware River Joint Toll Bridge Commission**  
**Budget vs Actual**  
**For the Seven Months Ending July 31, 2014**

**INTERSTATE - 78 TOLL BRIDGE**

	Budget 2014	Expended For The Month	Expended Year To Date	Encumbered	Budget Remaining Balance
Regular Employee Salaries	\$2,101,831	\$154,991	\$1,134,637	\$0	\$967,193
Part-Time Employee Wages	80,000	6,315	43,253	0	36,747
Summer Employee Wages	16,400	2,677	5,658	0	10,742
Overtime Wages	47,900	1,838	39,074	0	8,827
Pension Contributions	373,418	29,821	179,761	0	193,657
FICA Contributions	172,049	12,569	92,960	0	79,090
Regular Employee Healthcare Benefits	1,080,237	95,291	598,029	0	482,208
Life Insurance Benefits	12,742	1,501	7,941	0	4,802
Utility Expense	136,000	1,779	64,321	20,287	51,393
Office Expense	8,950	295	2,863	1,475	4,613
Telecommunication Expense	55,500	3,371	25,018	0	30,482
Information Technology Expense	4,000	0	2,660	0	1,340
Professional Development/Meetings/Memberships	3,100	0	2,312	0	788
Vehicle Maintenance Expense and Fuel	72,380	2,536	37,406	26,391	8,583
Operations Maintenance Expense	185,722	33,973	54,180	37,465	94,078
Toll Collection Expense	12,000	854	3,899	993	7,108
Uniform Expense	7,000	225	1,602	0	5,398
Business Insurance	426,416	37,555	262,143	0	164,273
Licenses & Inspections Expense	1,000	0	189	0	812
State Police Bridge Security	769,402	65,878	424,654	0	344,747
EZPass Equipment/Maintenance	221,279	14,737	105,816	19,504	95,959
EZPass Operating Expense	1,351,291	131,108	772,677	0	578,614
<b>TOTAL</b>	<b>\$7,138,618</b>	<b>\$597,315</b>	<b>\$3,861,051</b>	<b>\$106,114</b>	<b>\$3,171,452</b>

**Delaware River Joint Toll Bridge Commission**  
**Budget vs Actual**  
**For the Seven Months Ending July 31, 2014**

**EASTON - PHILLIPSBURG TOLL BRIDGE**

	Budget 2014	Expended For The Month	Expended Year To Date	Encumbered	Budget Remaining Balance
Regular Employee Salaries	\$1,507,005	\$116,213	\$889,127	\$0	\$617,879
Part-Time Employee Wages	86,000	10,398	59,808	0	26,192
Summer Employee Wages	24,300	8,163	16,130	0	8,170
Overtime Wages	35,000	1,722	26,783	0	8,217
Pension Contributions	267,846	25,315	152,597	0	115,249
FICA Contributions	126,401	10,369	75,356	0	51,045
Regular Employee Healthcare Benefits	700,195	67,494	420,598	0	279,597
Life Insurance Benefits	9,326	1,143	6,103	0	3,222
Utility Expense	137,000	6,861	66,267	0	70,733
Office Expense	6,200	193	2,023	964	3,212
Telecommunication Expense	71,500	4,495	38,663	7,344	25,493
Information Technology Expense	2,200	0	2,300	0	(100)
Professional Development/Meetings/Memberships	3,050	972	2,243	0	807
Vehicle Maintenance Expense and Fuel	45,800	2,237	23,075	13,371	9,354
Operations Maintenance Expense	129,804	12,080	87,459	20,387	21,957
Toll Collection Expense	12,500	933	4,171	508	7,821
Uniform Expense	6,000	336	1,846	0	4,154
Business Insurance	173,347	15,030	103,706	0	69,641
Licenses & Inspections Expense	1,600	0	104	0	1,496
State Police Bridge Security	414,690	36,648	236,315	0	178,375
EZPass Equipment/Maintenance	158,056	10,516	74,476	16,258	67,322
EZPass Operating Expense	616,324	60,979	367,443	0	248,881
<b>TOTAL</b>	<b>\$4,534,144</b>	<b>\$392,095</b>	<b>\$2,656,593</b>	<b>\$58,833</b>	<b>\$1,818,718</b>

**Delaware River Joint Toll Bridge Commission**  
**Budget vs Actual**  
**For the Seven Months Ending July 31, 2014**

**PORTLAND - COLUMBIA TOLL BRIDGE**

	Budget 2014	Expended For The Month	Expended Year To Date	Encumbered	Budget Remaining Balance
Regular Employee Salaries	\$727,826	\$46,547	\$400,958	\$0	\$326,867
Part-Time Employee Wages	22,000	3,628	21,062	0	938
Summer Employee Wages	13,655	0	0	0	13,655
Overtime Wages	20,945	419	17,339	0	3,606
Pension Contributions	130,061	11,054	66,631	0	63,430
FICA Contributions	60,009	3,854	33,505	0	26,504
Regular Employee Healthcare Benefits	337,574	30,364	195,733	0	141,841
Life Insurance Benefits	4,507	472	2,633	0	1,874
Utility Expense	68,020	2,477	32,050	9,803	26,167
Office Expense	3,423	267	1,675	833	915
Telecommunication Expense	38,454	3,284	19,700	0	18,754
Information Technology Expense	2,400	0	2,300	0	100
Professional Development/Meetings/Memberships	1,200	124	599	0	601
Vehicle Maintenance Expense and Fuel	21,720	1,501	15,668	4,186	1,866
Operations Maintenance Expense	77,195	8,261	40,742	1,992	34,461
Toll Collection Expense	7,900	247	2,010	330	5,559
Uniform Expense	3,500	685	1,267	1,472	761
Business Insurance	131,620	11,450	78,750	0	52,870
Licenses & Inspections Expense	600	0	256	0	344
State Police Bridge Security	85,281	7,776	50,288	0	34,993
EZPass Equipment/Maintenance	94,834	6,295	40,210	9,757	44,867
EZPass Operating Expense	126,198	12,689	77,827	0	48,371
<b>TOTAL</b>	<b>\$1,978,922</b>	<b>\$151,392</b>	<b>\$1,101,204</b>	<b>\$28,373</b>	<b>\$849,345</b>

**Delaware River Joint Toll Bridge Commission**  
**Budget vs Actual**  
**For the Seven Months Ending July 31, 2014**

**DELAWARE WATER GAP TOLL BRIDGE**

	Budget 2014	Expended For The Month	Expended Year To Date	Encumbered	Budget Remaining Balance
Regular Employee Salaries	\$2,121,471	\$162,255	\$1,244,512	\$0	\$876,958
Part-Time Employee Wages	110,000	11,132	68,763	0	41,237
Summer Employee Wages	8,200	1,291	1,291	0	6,909
Overtime Wages	37,230	1,685	36,060	0	1,170
Pension Contributions	374,966	35,653	214,914	0	160,052
FICA Contributions	174,183	13,402	102,712	0	71,471
Regular Employee Healthcare Benefits	1,102,742	104,110	648,165	0	454,577
Life Insurance Benefits	13,121	1,511	8,068	0	5,053
Utility Expense	92,400	7,656	45,093	0	47,307
Office Expense	5,649	362	3,225	1,812	612
Telecommunication Expense	48,748	2,917	23,740	0	25,008
Information Technology Expense	2,400	0	2,300	0	100
Professional Development/Meetings/Memberships	2,000	550	1,940	0	60
Vehicle Maintenance Expense and Fuel	59,000	2,308	42,622	12,193	4,185
Operations Maintenance Expense	115,270	6,995	72,503	6,525	36,242
Toll Collection Expense	7,900	384	3,231	519	4,149
Uniform Expense	10,000	771	3,836	3,000	3,165
Business Insurance	362,844	31,631	219,871	0	142,973
Licenses & Inspections Expense	1,000	0	180	0	820
State Police Bridge Security	624,143	54,852	346,993	0	277,150
EZPass Equipment/Maintenance	221,279	14,737	106,690	19,483	95,106
EZPass Operating Expense	1,049,573	101,668	598,087	0	451,486
<b>TOTAL</b>	<b>\$6,544,120</b>	<b>\$555,870</b>	<b>\$3,794,797</b>	<b>\$43,533</b>	<b>\$2,705,790</b>

**Delaware River Joint Toll Bridge Commission  
Budget vs Actual  
For the Seven Months Ending July 31, 2014**

**MILFORD - MONTAGUE TOLL BRIDGE**

	Budget 2014	Expended For The Month	Expended Year To Date	Encumbered	Budget Remaining Balance
Regular Employee Salaries	\$725,912	\$53,397	\$446,286	\$0	\$279,625
Part-Time Employee Wages	18,500	4,278	27,067	0	(8,567)
Summer Employee Wages	13,655	4,284	5,508	0	8,147
Overtime Wages	24,250	996	18,922	0	5,328
Pension Contributions	130,303	11,663	70,306	0	59,997
FICA Contributions	59,847	4,779	37,841	0	22,006
Regular Employee Healthcare Benefits	337,574	30,356	196,756	0	140,819
Life Insurance Benefits	4,498	437	2,469	0	2,029
Utility Expense	56,050	2,712	46,124	2,172	7,754
Office Expense	3,398	175	1,904	874	620
Telecommunication Expense	31,362	2,109	15,708	0	15,654
Information Technology Expense	2,400	0	2,300	0	100
Professional Development/Meetings/Memberships	1,200	153	1,036	0	164
Vehicle Maintenance Expense and Fuel	27,120	1,979	24,896	2,594	(370)
Operations Maintenance Expense	81,635	4,273	47,961	3,208	30,466
Toll Collection Expense	5,300	227	2,011	227	3,063
Uniform Expense	4,500	364	1,028	941	2,531
Business Insurance	103,869	9,032	60,127	0	43,742
Licenses & Inspections Expense	500	75	152	0	348
State Police Bridge Security	76,846	6,420	41,513	0	35,333
EZPass Equipment/Maintenance	94,834	6,295	40,053	9,757	45,024
EZPass Operating Expense	131,085	12,610	73,548	0	57,538
<b>TOTAL</b>	<b>\$1,934,640</b>	<b>\$156,615</b>	<b>\$1,163,517</b>	<b>\$19,773</b>	<b>\$751,350</b>

**Delaware River Joint Toll Bridge Commission**  
**Budget vs Actual**  
**For the Seven Months Ending July 31, 2014**

**SOUTHERN DIVISION TOLL SUPPORTED BRIDGES**

	Budget 2014	Expended For The Month	Expended Year To Date	Encumbered	Budget Remaining Balance
Regular Employee Salaries	\$1,775,670	\$132,464	\$995,170	\$0	\$780,500
Overtime Wages	56,320	750	24,140	0	32,180
Pension Contributions	318,217	24,599	148,283	0	169,934
FICA Contributions	140,147	10,105	77,327	0	62,820
Regular Employee Healthcare Benefits	923,880	88,957	539,646	0	384,234
Life Insurance Benefits	11,008	1,162	6,068	0	4,940
Utility Expense	69,240	4,550	31,973	0	37,267
Telecommunication Expense	8,100	281	3,569	0	4,531
Professional Development/Meetings/Memberships	2,250	0	413	0	1,837
Vehicle Maintenance Expense and Fuel	14,300	0	1,482	0	12,819
Operations Maintenance Expense	90,120	3,980	24,002	8,722	57,396
Uniform Expense	12,200	912	1,652	97	10,451
Business Insurance	443,091	38,780	276,436	0	166,655
Licenses & Inspections Expense	900	195	455	0	445
State Police Bridge Security	1,453,991	125,375	807,845	0	646,146
<b>TOTAL</b>	<b>\$5,319,434</b>	<b>\$432,110</b>	<b>\$2,938,460</b>	<b>\$8,819</b>	<b>\$2,372,155</b>

**Delaware River Joint Toll Bridge Commission**  
**Budget vs Actual**  
**For the Seven Months Ending July 31, 2014**

**NORTHERN DIVISION TOLL SUPPORTED BRIDGES**

	Budget 2014	Expended For The Month	Expended Year To Date	Encumbered	Budget Remaining Balance
Regular Employee Salaries	\$1,479,208	\$106,769	\$874,797	\$0	\$604,411
Overtime Wages	51,192	2,812	25,349	0	25,843
Pension Contributions	265,800	20,861	125,753	0	140,047
FICA Contributions	117,062	8,311	68,345	0	48,718
Regular Employee Healthcare Benefits	742,663	69,423	441,258	0	301,405
Life Insurance Benefits	9,145	911	4,790	0	4,355
Utility Expense	54,391	2,725	22,784	0	31,607
Office Expense	1,000	299	457	0	543
Telecommunication Expense	20,900	1,033	5,910	0	14,990
Professional Development/Meetings/Memberships	1,100	0	1,100	0	0
Vehicle Maintenance Expense and Fuel	8,320	0	1,632	0	6,688
Operations Maintenance Expense	41,000	4,782	19,758	9,885	11,357
Uniform Expense	5,300	0	53	0	5,247
Business Insurance	181,777	15,836	115,228	0	66,549
Licenses & Inspections Expense	630	0	125	0	505
State Police Bridge Security	445,616	37,645	242,555	0	203,061
<b>TOTAL</b>	<b>\$3,425,104</b>	<b>\$271,406</b>	<b>\$1,949,893</b>	<b>\$9,885</b>	<b>\$1,465,326</b>



DELAWARE RIVER JOINT TOLL BRIDGE COMMISSION

Meeting of September 29, 2014

August Financial Reports

<b>SUBJECT</b>	<b>DESCRIPTION</b>	<b>PAGE NUMBER</b>
Accounting	Status of Cash Balances at August 31, 2014	1
Accounting	Status of Bond Retirement at August 31, 2014	2
Accounting	Status of Investments at August 31, 2014	3-6
Accounting	Status of Toll Traffic and Revenue & Toll Supported Traffic Month of August 2014 Compared with Month of August 2013	7-20
Accounting	Statistical Summary of Expenditures on Toll Bridges and Toll Supported Bridges Accounts for the Period August 1, 2014 through August 31, 2014	21-33
Accounting	Statement of Revenue and Expenses: Eight Months Period ending August 31, 2014	34

**DELAWARE RIVER JOINT TOLL BRIDGE COMMISSION**

**Meeting of September 29, 2014**

**There follows Cash Balances of the Commission at August 31, 2014 for the information and review of the Members:**

**COMMISSION CASH DEPOSITS**

Wells Fargo Bank, N. A.

Revenue Fund	15,094,507
Payroll Fund	60,034
Insurance Clearing Account	450,000
<b>TOTAL</b>	<b>\$ 15,604,541</b>

**CASH DEPOSIT GUARANTEES**

Wells Fargo Bank                      PA ACT 72                      FULL BALANCE


DELAWARE RIVER JOINT TOLL BRIDGE COMMISSION

Meeting of September 29, 2014

STATUS OF BRIDGE SYSTEM REVENUE BONDS at AUGUST 31, 2014

Maturity	SERIES 2005A			SERIES 2007B			SERIES 2012A			SERIES 2012B			Total	
	Yield	Principal Amount	Maturities & Calls	Yield	Principal Amount	Maturities & Calls	Yield	Principal Amount	Maturities & Calls	Yield	Principal Amount	Maturities & Calls		Average Yield
7/1/2003	N/A	N/A		N/A	N/A									
7/1/2004	2.55%	\$ 330,000	\$ 330,000	N/A	N/A									
7/1/2005	2.50%	895,000	895,000	N/A	N/A									
7/1/2006	2.76%	930,000	930,000	N/A	N/A									
7/1/2007	2.90%	965,000	965,000	N/A	N/A									
7/1/2008	3.06%	1,005,000	1,005,000	3.53%	\$ 470,000	\$ 470,000	4.23%	\$ 3,350,000	\$ 3,350,000					
7/1/2009	3.23%	1,045,000	1,045,000	3.53%	1,615,000	1,615,000	4.23%	3,350,000	3,350,000					
7/1/2010	3.39%	1,095,000	1,095,000	3.54%	1,410,000	1,410,000	4.23%	3,650,000	3,650,000					
7/1/2011	3.53%	1,150,000	1,150,000	3.56%	1,545,000	1,545,000	4.23%	3,850,000	3,850,000					
7/1/2012	3.65%	1,210,000	1,210,000	3.58%	1,670,000	1,670,000	4.23%	3,950,000	3,950,000					
7/1/2013	3.76%	1,270,000	1,270,000	3.62%	1,660,000	1,660,000	4.23%	4,200,000	4,200,000	0.60%	3,430,000	3,430,000		
7/1/2014	3.83%	1,330,000	1,330,000	3.66%	1,450,000	1,450,000	4.23%	4,350,000	4,350,000	1.01%	3,360,000	3,360,000		
7/1/2015	3.96%	1,415,000	1,415,000	3.73%	1,920,000	1,920,000	4.23%	4,450,000	4,450,000	1.30%	3,385,000	3,385,000		14,975,000
7/1/2016	4.02%	1,485,000	1,485,000	3.80%	1,760,000	1,760,000	4.23%	4,800,000	4,800,000	1.61%	3,440,000	3,440,000		15,155,000
7/1/2017	4.09%	1,565,000	1,565,000	3.88%	2,000,000	2,000,000	4.23%	4,950,000	4,950,000	1.84%	3,490,000	3,490,000		15,855,000
7/1/2018	4.09%	1,565,000	1,565,000	3.88%	2,010,000	2,010,000	4.23%	5,230,000	5,230,000	2.18%	3,560,000	3,560,000		16,510,000
7/1/2019	4.09%	1,565,000	1,565,000	3.96%	2,135,000	2,135,000	4.23%	5,450,000	5,450,000	1.61%	N/A	N/A		13,565,000
7/1/2020	4.13%	1,645,000	1,645,000	4.03%	2,275,000	2,275,000	4.23%	5,650,000	5,650,000	1.90%	N/A	N/A		14,225,000
7/1/2021	4.14%	1,825,000	1,825,000	4.08%	2,260,000	2,260,000	4.23%	5,950,000	5,950,000	2.14%	N/A	N/A		15,035,000
7/1/2022	4.19%	1,920,000	1,920,000	4.12%	2,400,000	2,400,000	4.23%	6,250,000	6,250,000	2.33%	N/A	N/A		12,650,000
7/1/2023	4.23%	2,020,000	2,020,000	4.17%	2,490,000	2,490,000	4.23%	6,550,000	6,550,000	2.50%	N/A	N/A		3,165,000
7/1/2024	4.35%	2,235,000	2,235,000	4.21%	2,640,000	2,640,000	4.23%	6,800,000	6,800,000	2.69%	N/A	N/A		16,485,000
7/1/2025	4.35%	2,345,000	2,345,000	4.25%	2,710,000	2,710,000	4.23%	7,150,000	7,150,000	2.67%	N/A	N/A		17,255,000
7/1/2026	4.67%	2,450,000	2,450,000	4.27%	2,855,000	2,855,000	4.23%	7,450,000	7,450,000	2.73%	N/A	N/A		18,065,000
7/1/2027	4.67%	2,450,000	2,450,000	4.30%	2,925,000	2,925,000	4.23%	7,800,000	7,800,000	3.01%	N/A	N/A		15,305,000
7/1/2028	4.67%	2,560,000	2,560,000	4.35%	3,050,000	3,050,000	4.23%	8,200,000	8,200,000	3.06%	N/A	N/A		3,620,000
7/1/2029	4.67%	2,675,000	2,675,000	4.35%	3,200,000	3,200,000	4.23%	8,550,000	8,550,000	3.12%	N/A	N/A		16,530,000
7/1/2030	4.67%	2,795,000	2,795,000	4.35%	3,375,000	3,375,000	4.23%	8,900,000	8,900,000	3.17%	N/A	N/A		2,000,000
7/1/2031	N/A	N/A		4.35%	3,475,000	3,475,000	4.23%	9,350,000	9,350,000	3.21%	N/A	N/A		13,095,000
7/1/2032	N/A	N/A		4.39%	3,595,000	3,595,000	4.23%	9,800,000	9,800,000	3.27%	N/A	N/A		13,660,000
7/1/2033	N/A	N/A		4.39%	14,000,000	14,000,000	4.23%	N/A	N/A		N/A	1,210,000		4,269
7/1/2034	N/A	N/A		4.39%	14,700,000	14,700,000	4.23%	N/A	N/A		N/A			9,800,000
7/1/2035	N/A	N/A		4.39%	15,435,000	15,435,000	4.23%	N/A	N/A		N/A			390,000
7/1/2036	N/A	N/A		4.60%	16,205,000	16,205,000	4.23%	N/A	N/A		N/A			15,435,000
7/1/2037	N/A	N/A		4.60%	16,935,000	16,935,000	4.23%	N/A	N/A		N/A			16,205,000
		\$ 72,645,000	\$ 44,420,000		\$ 134,170,000	\$ 41,725,000		\$ 150,800,000	\$ 26,700,000		\$ 77,145,000	\$ 5,645,000		\$ 829,345,000
											\$ 20,665,000	\$ 6,790,000		

Footnote: 2012 Series Bonds Refunded remaining balance of 2003A Series and \$30,795,000 of the 2005A Series Bonds.




Delaware River  
Joint Toll Bridge  
Commission

DRJTBC

Delaware River Joint TBC  
Purchases Report  
Sorted by Fund - Maturity Date  
August 1, 2014 - August 31, 2014

CUSIP	Investment #	Fund	Sec. Type	Original Par Value	Payment Periods	Principal Purchased	Accrued Interest at Purchase	Rate at Purchase	Maturity Date	YTM	Ending Book Value
-------	--------------	------	-----------	--------------------	-----------------	---------------------	------------------------------	------------------	---------------	-----	-------------------

No Activity



**Delaware River  
Joint Toll Bridge  
Commission**

DRJTBC

**Delaware River Joint TBC  
Investment Classification  
Sorted by Fund - Maturity Date  
August 31, 2014**

CUSIP	Investment #	Fund	Issuer	Investment Class	Par Value	YTM	Maturity Date	Market Price	Market Date	Market Value	Book Value	Reported Value
<b>Debt Service Fund</b>												
38145C752	10113	01DSF	Goldman Sachs Illa Fed Port	Amort	1,318,193.44	0.006		100.000	08/31/2014	1,318,193.44	1,318,193.44	1,318,193.44
					<b>Subtotal</b>	<b>1,318,193.44</b>	<b>0.006</b>			<b>1,318,193.44</b>	<b>1,318,193.44</b>	<b>1,318,193.44</b>
<b>General Reserve Fund</b>												
38145C752	10115	01GRF	Goldman Sachs Illa Fed Port	Amort	44,272,696.02	0.006		100.000	08/31/2014	44,272,696.02	44,272,696.02	44,272,696.02
PAINVEST	10050	01GRF	PA Invest	Amort	5,077,160.90	0.050		100.000	08/31/2014	5,077,160.90	5,077,160.90	5,077,160.90
912828DC1	10296	01GRF	U.S. Treasury	Fair	5,042,400.00	0.190	11/15/2014	100.848	08/31/2014	5,042,400.00	5,041,574.28	5,042,400.00
31398AZV7	10190	01GRF	Federal National Mtg Assn	Fair	1,780,000.00	0.760	11/20/2014	100.549	08/31/2014	1,789,772.20	1,787,182.51	1,789,772.20
31398AZV7	10199	01GRF	Federal National Mtg Assn	Fair	2,800,000.00	0.667	11/20/2014	100.549	08/31/2014	2,815,372.00	2,811,884.92	2,815,372.00
912828RV4	10281	01GRF	U.S. Treasury	Fair	3,500,000.00	0.258	12/15/2014	100.061	08/31/2014	3,502,135.00	3,499,922.40	3,502,135.00
3135G0FY4	10219	01GRF	Federal National Mtg Assn	Fair	4,500,000.00	0.432	12/19/2014	100.206	08/31/2014	4,509,270.00	4,504,261.27	4,509,270.00
3135G0FY4	10288	01GRF	Federal National Mtg Assn	Fair	10,000,000.00	0.287	12/19/2014	100.206	08/31/2014	10,020,600.00	10,013,841.57	10,020,600.00
912828ME7	10298	01GRF	U.S. Treasury	Fair	5,000,000.00	0.211	12/31/2014	100.846	08/31/2014	5,042,300.00	5,039,847.68	5,042,300.00
31359MA45	10220	01GRF	Federal National Mtg Assn	Fair	3,485,000.00	0.495	04/15/2015	103.023	08/31/2014	3,590,351.55	3,581,772.32	3,590,351.55
912828NL0	10221	01GRF	U.S. Treasury	Fair	6,000,000.00	0.508	06/30/2015	101.485	08/31/2014	6,089,100.00	6,067,227.13	6,089,100.00
912828NP1	10308	01GRF	Federal Home Loan Bank	Fair	3,880,000.00	0.261	07/31/2015	101.500	08/31/2014	3,938,200.00	3,932,657.07	3,938,200.00
31338V81	10297	01GRF	Federal Home Loan Bank	Fair	7,500,000.00	0.401	08/28/2015	100.209	08/31/2014	7,515,675.00	7,498,011.21	7,515,675.00
313383V81	10306	01GRF	Federal Home Loan Bank	Fair	9,980,000.00	0.301	08/28/2015	100.209	08/31/2014	9,987,221.21	9,987,221.21	10,000,858.20
912828NZ9	10312	01GRF	Federal Home Loan Bank	Fair	4,000,000.00	0.234	09/30/2015	101.196	08/31/2014	4,047,840.00	4,043,722.78	4,047,840.00
912828PE4	10299	01GRF	U.S. Treasury	Fair	5,000,000.00	0.419	10/31/2015	101.250	08/31/2014	5,062,500.00	5,048,084.43	5,062,500.00
912828PJ3	10317	01GRF	Federal Home Loan Bank	Fair	10,000,000.00	0.273	11/30/2015	101.461	08/31/2014	10,146,100.00	10,136,885.23	10,146,100.00
3130A0GK0	10305	01GRF	Federal Home Loan Bank	Fair	10,000,000.00	0.407	12/30/2015	100.018	08/31/2014	10,001,800.00	9,995,675.69	10,001,800.00
3130A0SD3	10313	01GRF	Federal Home Loan Bank	Fair	4,000,000.00	0.356	02/19/2016	100.045	08/31/2014	4,001,800.00	4,001,071.93	4,001,800.00
912828QA1	10320	01GRF	Federal Home Loan Bank	Fair	5,015,000.00	0.381	03/31/2016	103.016	08/31/2014	5,166,252.40	5,162,262.90	5,166,252.40
912828CF0	10311	01GRF	Federal Home Loan Bank	Fair	4,000,000.00	0.390	04/30/2016	102.690	08/31/2014	4,107,600.00	4,106,435.76	4,107,600.00
912828QP8	10309	01GRF	Federal Home Loan Bank	Fair	4,850,000.00	0.533	05/31/2016	102.319	08/31/2014	4,962,471.50	4,952,233.37	4,962,471.50
912828QX1	10321	01GRF	Federal Home Loan Bank	Fair	3,900,000.00	0.512	07/31/2016	101.936	08/31/2014	3,975,504.00	3,973,249.16	3,975,504.00
					<b>Subtotal</b>	<b>163,539,856.32</b>	<b>0.261</b>			<b>164,677,758.77</b>	<b>164,534,881.74</b>	<b>164,677,758.77</b>
<b>Operating Fund</b>												
38145C752	10108	01OF	Goldman Sachs Illa Fed Port	Amort	200,800.23	0.006		100.000	08/31/2014	200,800.23	200,800.23	200,800.23
3135G0FY4	10289	01OF	Federal National Mtg Assn	Fair	1,875,000.00	0.264	12/19/2014	100.206	08/31/2014	1,878,862.50	1,877,725.82	1,878,862.50

Portfolio DRJ  
AP  
IC (PRF\_JC) 7.1.1  
Report Ver. 7.3.2

Delaware River Joint TBC  
Investment Classification  
August 31, 2014

CUSIP	Investment #	Fund	Issuer	Investment Class	Par Value	YTM	Maturity Date	Market Price	Market Date	Market Value	Book Value	Reported Value
<b>Operating Fund</b>												
313381H24	10274	01OF	Federal Home Loan Bank	Fair	1,975,000.00	0.300	01/16/2015	100.066	08/31/2014	1,976,303.50	1,974,629.58	1,976,303.50
				Subtotal	4,050,800.23	0.268				4,055,966.23	4,053,155.63	4,055,966.23
<b>Reserve Maintenance Fund</b>												
38145C752	10106	01RMF	Goldman Sachs Ila Fed Port	Amort	108,340.61	0.006		100.000	08/31/2014	108,340.61	108,340.61	108,340.61
3135G0FY4	10291	01RMF	Federal National Mtg Assn	Fair	935,000.00	0.284	12/19/2014	100.206	08/31/2014	936,926.10	936,359.28	936,926.10
313381H24	10275	01RMF	Federal Home Loan Bank	Fair	1,085,000.00	0.300	01/16/2015	100.066	08/31/2014	1,085,716.10	1,084,796.50	1,085,716.10
				Subtotal	2,128,340.61	0.269				2,130,982.81	2,129,496.39	2,130,982.81
<b>Construction Fund 2005A</b>												
38145C752	10112	05CF05	Goldman Sachs Ila Fed Port	Amort	0.02	0.006		100.000	08/31/2014	0.02	0.02	0.02
				Subtotal	0.02	0.006				0.02	0.02	0.02
<b>Debt Service Reserve 2005A</b>												
38145C752	10110	05DSRF05	Goldman Sachs Ila Fed Port	Amort	48,060.01	0.006		100.000	08/31/2014	48,060.01	48,060.01	48,060.01
3135G0SB0	10282	05DSRF05	Federal National Mtg Assn	Fair	1,490,000.00	0.478	12/21/2015	100.128	08/31/2014	1,491,907.20	1,487,993.65	1,491,907.20
3130AUSD3	10314	05DSRF05	Federal Home Loan Bank	Fair	1,445,000.00	0.356	02/19/2016	100.045	08/31/2014	1,445,650.25	1,445,387.24	1,445,650.25
				Subtotal	2,983,060.01	0.412				2,985,617.46	2,981,440.90	2,985,617.46
<b>Construction Fund 2007</b>												
38145C752	10114	06CF07	Goldman Sachs Ila Fed Port	Amort	9,087,971.06	0.006		100.000	08/31/2014	9,087,971.06	9,087,971.06	9,087,971.06
912828TQ3	10276	06CF07	U.S. Treasury	Fair	2,000,000.00	0.196	09/30/2014	100.016	08/31/2014	2,000,320.00	2,000,085.49	2,000,320.00
3135G0DW0	10285	06CF07	Federal National Mtg Assn	Fair	2,000,000.00	0.231	10/30/2014	100.094	08/31/2014	2,001,880.00	2,001,288.56	2,001,880.00
				Subtotal	13,087,971.06	0.069				13,090,171.06	13,089,345.11	13,090,171.06
<b>Clearing Fund 2012A</b>												
38145C752	10294	06CLEAR12	Goldman Sachs Ila Fed Port	Amort	145,240.20	0.006		100.000	08/31/2014	145,240.20	145,240.20	145,240.20
				Subtotal	145,240.20	0.006				145,240.20	145,240.20	145,240.20
<b>Debt Service Reserve Fund 12A</b>												
38145C752	10260	06DSRF12A	Goldman Sachs Ila Fed Port	Amort	40,728.16	0.006		100.000	08/31/2014	40,728.16	40,728.16	40,728.16
3135G0NV1	10264	06DSRF12A	Federal National Mtg Assn	Fair	2,845,000.00	0.368	09/28/2015	100.349	08/31/2014	2,854,929.05	2,849,003.69	2,854,929.05
				Subtotal	2,885,728.16	0.362				2,895,657.21	2,889,731.85	2,895,657.21
<b>Debt Service Reserve Fund 07A</b>												
38145C752	10111	06DSRF7A	Goldman Sachs Ila Fed Port	Amort	345,968.39	0.006		100.000	08/31/2014	345,968.39	345,968.39	345,968.39

Delaware River Joint TBC  
Investment Classification  
August 31, 2014

CUSIP	Investment #	Fund	Issuer	Investment Class	Par Value	YTM	Maturity Date	Market Price	Market Date	Market Value	Book Value	Reported Value
<b>Debt Service Reserve Fund 07A</b>												
3135G0S50	10293	06DSRF7A	Federal National Mfg Assn	Fair	5,780,000.00	0.478	12/21/2015	100.128	08/31/2014	5,787,398.40	5,772,216.99	5,787,398.40
3130A0SD3	10315	06DSRF7A	Federal Home Loan Bank	Fair	5,780,000.00	0.356	02/19/2016	100.045	08/31/2014	5,782,601.00	5,781,548.94	5,782,601.00
				Subtotal	11,560,000.00	0.405				11,915,967.79	11,899,734.32	11,915,967.79
				Total	202,045,159.04	0.259				203,215,554.99	203,041,219.60	203,215,554.99

**DELAWARE RIVER JOINT TOLL BRIDGE COMMISSION**  
**Meeting of September 29, 2014**  
**TOLL TRAFFIC AND REVENUE STATISTICS (August, 2014)**

**Summary:** The Commission experienced a decrease in total toll revenue for August 2014 in comparison to the August 2013 traffic and revenue statistics. Total toll traffic however reflected an increase for the month of August. This is the fifth consecutive month that toll traffic has reflected an increase.

**Analysis of August 2014 / August 2013 toll revenue data comparison:**

- An overall toll revenue decrease of 0.38 percent was recorded at the Commission's seven toll bridges for the month.
- Commercial-vehicle toll revenue reflected a 0.67 percent decrease.
- Passenger-vehicle toll revenue generated a 0.29 percent increase.

**Analysis of August 2014 / August 2013 traffic data comparison:**

- Total toll traffic increased by 41,772 vehicles, or 1.13 percent for the month.
- Commercial-vehicle traffic decreased by 4,980 vehicles, or 1.09 percent.
- Passenger-vehicle toll traffic increased by 46,752 vehicles, or 1.45 percent.
- Total recorded westbound traffic at the 11 vehicular toll supported bridges for August 2014 increased by 67,521 vehicles, or 2.51 percent as compared to August 2013. Average daily westbound traffic at these toll supported bridges for August 2014 was 89,038 vehicles as compared for 86,860 vehicles in August 2013.

**Traffic analysis for 2014 YTD:**

- Average daily toll traffic for the Commission's seven toll bridges for August 2014 was 120,174 total vehicles as compared to 118,826 total vehicles in August 2013. Total YTD toll traffic at these bridges is reflecting a 0.34% decrease through August as compared to the same eight-month period in 2013.
- Recorded westbound traffic on the 11 toll supported bridges is reflecting a 1.95% decrease through the first eight months of 2014 as compared to the same period in 2013.

## **DISTRICT REVIEW:**

### **District 1**

Total toll traffic at Trenton-Morrisville (TM) for August 2014 reflected a 0.27 percent increase when compared to August 2013 as the result of the increases of 454 cars and 1,521 trucks. At New Hope-Lambertville (NHL), an increase of 2,700 cars the decrease of 814 trucks combined to generate an increase in total toll traffic of 1.06 percent for August 2014 as compared to August 2013.

### **District II**

The I-78 Toll Bridge generated an increase of 1.84 percent in total toll traffic for the month of August 2014 compared to August 2013 as the result of the increase of 20,946 cars and the decrease of 186 trucks. At the Easton-Phillipsburg (EP) Toll Bridge, combined decreases of 4,126 passenger vehicles and 2,819 trucks produced a 1.62 percent decrease in total toll traffic for August 2014. *(It should be noted that the construction related to the Toll Bridge Rehabilitation Project at the Easton-Phillipsburg Toll Bridge as resulted in lane closures and the diversion of traffic to the I78 Toll Bridge).*

### **District III**

Portland-Columbia (PC) experienced a 2.19 percent increase in total toll traffic during August 2014 as a result of increases of 2,069 automobiles and 402 trucks compared to August 2013. At the Delaware Water Gap (DWG) Toll Bridge, the increase of 16,197 passenger vehicles combined with the decrease of 3,294 trucks to generate a 1.34 percent increase in total toll traffic for August 2014 as compared to August 2013. At Milford-Montague (MM), increases of 8,512 passenger vehicles 210 trucks combined to generate an increase of 6.70 percent in total toll traffic for the month of August 2014.

**E-ZPass Penetration Rates**

The table below provides a comparison of the *E-ZPass* penetration rates for the Commission's seven (7) toll bridges for the months of August, 2014 and August, 2013, and the year-to-date periods ending August 31, 2014 and August 31, 2013.

		<b><i>E-ZPass</i> PENETRATION RATES</b>					
		<b>AUG. 2014</b>	<b>AUG. 2013</b>	<b>Change in Monthly Percentage</b>	<b>YTD 2014</b>	<b>YTD 2013</b>	<b>Change in YTD Percentage</b>
<b>All Toll Bridges</b>	Cars	61.37	61.72	-0.35	62.38	61.81	0.57
	Trucks	82.24	81.06	1.18	82.49	80.96	1.53
	<b>Total</b>	<b>64.04</b>	<b>64.12</b>	<b>-0.08</b>	<b>65.14</b>	<b>64.39</b>	<b>0.75</b>
<b>Trenton - Morrisville</b>	Cars	60.39	59.65	0.74	60.39	60.04	0.35
	Trucks	89.26	88.24	1.02	88.81	87.92	0.89
	<b>Total</b>	<b>62.41</b>	<b>61.56</b>	<b>0.85</b>	<b>62.41</b>	<b>61.95</b>	<b>0.46</b>
<b>New Hope - Lambertville</b>	Cars	74.81	73.40	1.41	75.38	74.20	1.18
	Trucks	80.42	79.92	0.50	80.69	79.42	1.27
	<b>Total</b>	<b>75.16</b>	<b>73.81</b>	<b>1.35</b>	<b>75.70</b>	<b>74.52</b>	<b>1.18</b>
<b>I-78</b>	Cars	61.02	62.38	-1.36	63.23	62.21	1.02
	Trucks	82.28	81.46	0.82	82.50	81.09	1.41
	<b>Total</b>	<b>67.53</b>	<b>66.38</b>	<b>1.15</b>	<b>67.94</b>	<b>66.73</b>	<b>1.21</b>
<b>Easton - Phillipsburg</b>	Cars	63.54	63.97	-0.43	64.91	64.88	0.03
	Trucks	79.06	79.07	-0.01	80.43	80.14	0.29
	<b>Total</b>	<b>64.46</b>	<b>64.96</b>	<b>-0.50</b>	<b>65.85</b>	<b>65.92</b>	<b>-0.07</b>
<b>Portland - Columbia</b>	Cars	57.38	56.52	0.86	57.98	56.48	1.50
	Trucks	76.90	74.35	2.55	79.26	78.62	0.64
	<b>Total</b>	<b>58.75</b>	<b>57.59</b>	<b>1.16</b>	<b>59.33</b>	<b>57.86</b>	<b>1.47</b>
<b>Delaware Water Gap</b>	Cars	59.66	60.28	-0.62	60.26	59.72	0.54
	Trucks	80.27	78.44	1.83	80.67	78.53	2.14
	<b>Total</b>	<b>62.38</b>	<b>62.57</b>	<b>-0.19</b>	<b>63.26</b>	<b>62.43</b>	<b>0.83</b>
<b>Milford - Montague</b>	Cars	59.29	59.84	-0.55	57.23	58.14	-0.91
	Trucks	76.45	76.00	0.45	77.99	73.66	4.33
	<b>Total</b>	<b>59.77</b>	<b>60.28</b>	<b>-0.51</b>	<b>57.83</b>	<b>58.58</b>	<b>-0.75</b>

DELAWARE RIVER JOINT TOLL BRIDGE COMMISSION

ALL TOLL BRIDGES

COMPARATIVE STATEMENT OF TOLL TRAFFIC AND REVENUE

AUGUST, 2014

JANUARY 1, 2013		JANUARY 1, 2014		AUGUST 1, 2014		AUGUST 2013	
AUGUST 31, 2013		AUGUST 31, 2014		AUGUST 2014		AUGUST 2013	
243 DAYS		243 DAYS		31 DAYS		31 DAYS	
NUMBER OF VEHICLES	TOTAL REVENUE	NUMBER OF VEHICLES	TOTAL REVENUE	NUMBER OF VEHICLES	TOTAL REVENUE	NUMBER OF VEHICLES	TOTAL REVENUE
21,951,556	\$ 22,080,474.75	21,873,061	\$ 21,997,497.00	3,272,793	\$ 3,296,541.00	3,226,031	\$ 3,249,863.50
-	(704,651.08)	-	(800,776.30)	-	(116,994.50)	-	(79,272.43)
21,951,556	\$ 21,375,823.67	21,873,061	\$ 21,196,720.70	3,272,793	\$ 3,179,546.50	3,226,031	\$ 3,170,411.07
567,218	3,658,582.30	565,951	3,649,718.15	76,222	491,608.00	79,418	512,367.70
255,362	3,023,102.40	247,333	2,928,502.80	34,170	404,848.40	35,328	418,317.60
241,432	3,772,284.80	246,363	3,849,534.40	35,237	551,003.20	34,365	537,534.40
2,279,204	44,684,275.00	2,279,846	44,697,612.00	297,320	5,827,586.00	298,849	5,858,023.00
69,835	1,626,292.80	65,675	1,527,596.20	8,727	202,893.60	8,763	203,908.80
7,076	196,973.60	6,740	186,573.20	927	25,884.80	860	24,052.80
21	1,135.25	12	759.50	2	135.50	2	108.20
3,420,148	\$ 56,972,656.16	3,411,920	\$ 56,842,298.25	452,605	\$ 7,503,957.50	457,585	\$ 7,554,312.50
25,371,704	\$ 78,348,479.83	25,284,981	\$ 78,039,018.95	3,725,388	10,683,504.00	3,683,616	10,724,723.57
104,410	\$ 322,421.73	104,053	\$ 321,148.23	120,174	\$ 344,629.16	118,826	\$ 345,958.82

Rate Change	Rate Change
Traffic (toll)	Traffic (toll)
Autos	Autos
Trucks	Trucks
Revenue	Revenue
Autos	Autos
Trucks	Trucks

1.13%	1.13%
1.45%	1.45%
-1.09%	-1.09%
-0.38%	-0.38%
0.29%	0.29%
-0.67%	-0.67%

\* Discounts represents rebates for commuter discounts earned when a customer crosses the Commission's bridges 20 times in a 35 day period, as well as discounts for employee's and Commission vehicle's non-revenue crossings.

NOTE: Several snow and ice events during 2014 resulted in decreases in both automobile and truck traffic in all three Districts.

DELAWARE RIVER JOINT TOLL BRIDGE COMMISSION  
TRENTON - MORRISVILLE TOLL BRIDGE

COMPARATIVE STATEMENT OF TOLL TRAFFIC AND REVENUE

AUGUST, 2014

JANUARY 1, 2013 AUGUST 31, 2013 243 DAYS		JANUARY 1, 2014 AUGUST 31, 2014 243 DAYS		AUGUST, 2014		MONTH OF AUGUST 2013 31 DAYS	
NUMBER OF VEHICLES	TOTAL REVENUE	NUMBER OF VEHICLES	TOTAL REVENUE	NUMBER OF VEHICLES	VEHICLE CLASS	NUMBER OF VEHICLES	TOTAL REVENUE
4,986,132	\$ 5,012,644.25 (136,027.47)	5,005,949	\$ 5,018,450.00 (158,037.89)	690,951	Passenger	690,497	\$ 692,955.00
4,986,132	\$ 4,874,616.78	5,005,949	\$ 4,860,412.11	690,951	TOTAL PASSENGER	690,497	\$ (23,382.01)
141,435	913,963.05	147,092	949,340.60	18,694	2-Axle Trucks	19,227	120,696.55
52,955	630,694.80	54,579	650,004.00	7,026	3-Axle Trucks	7,595	83,732.40
45,653	736,249.60	54,477	857,601.60	7,916	4-Axle Trucks	6,480	124,708.80
126,085	2,473,334.00	123,275	2,418,524.00	17,094	5-Axle Trucks	15,907	335,242.00
1,126	26,541.60	1,199	26,250.40	172	6-Axle Trucks	179	4,072.80
32	932.00	62	2,052.00	4	7-Axle Trucks Permits	7	112.00
368,486	\$ 4,763,715.05	380,684	\$ 4,905,782.60	50,906	TOTAL TRUCKS	49,385	\$ 668,564.55
5,366,616	\$ 9,656,331.83	5,386,633	\$ 9,766,194.71	741,867	TOTAL TOLL VEHICLES	739,882	\$ 1,309,788.80
22,085	\$ 39,746.22	22,167	\$ 40,190.10	23,931	DAILY AVERAGE	23,867	\$ 42,251.25

Rate Change	Rate Change
Traffic (toll)	Traffic (toll)
Autos	Autos
Trucks	Trucks
Revenue	Revenue
Autos	Autos
Trucks	Trucks

0.37%	0.27%
0.16%	0.07%
3.31%	3.08%
1.12%	2.16%
-0.29%	-1.13%
2.55%	5.70%

\* Discounts represents rebates for commuter discounts earned when a customer crosses the Commission's bridges 20 times in a 35 day period as well as discounts for employee's and Commission vehicle's non-revenue crossings.

DELAWARE RIVER JOINT TOLL BRIDGE COMMISSION

NEW HOPE - LAMBERTVILLE TOLL BRIDGE

COMPARATIVE STATEMENT OF TOLL TRAFFIC AND REVENUE

AUGUST, 2014

JANUARY 1, 2013 AUGUST 31, 2013 243 DAYS		JANUARY 1, 2014 AUGUST 31, 2014 243 DAYS		AUGUST, 2014		MONTH OF AUGUST 2013 31 DAYS		
NUMBER OF VEHICLES	TOTAL REVENUE	NUMBER OF VEHICLES	TOTAL REVENUE	NUMBER OF VEHICLES	VEHICLE CLASS	TOTAL REVENUE	NUMBER OF VEHICLES	TOTAL REVENUE
1,188,527	\$ 1,196,083.50 (47,914.66)	1,204,283	\$ 1,211,624.00 (53,057.74)	168,962	Passenger	\$ 170,265.00 (7,547.07)	166,262	\$ 167,438.00 (4,789.94)
1,188,527	\$ 1,148,168.84	1,204,283	\$ 1,158,566.26	168,962	TOTAL PASSENGER	\$ 162,717.93	166,262	\$ 162,648.06
40,848	264,334.20	39,298	254,095.40	5,134	2-Axle Trucks	33,212.40	6,119	39,594.10
12,650	150,802.80	11,565	137,800.80	1,725	3-Axle Trucks	20,576.40	1,862	22,189.20
5,653	87,902.40	5,459	84,880.00	753	4-Axle Trucks	11,897.80	726	11,289.60
19,139	376,276.00	20,298	398,278.00	2,688	5-Axle Trucks	52,796.00	2,425	47,630.00
373	8,887.20	392	9,288.00	60	6-Axle Trucks	1,416.00	44	1,041.60
25	711.60	29	834.40	5	7-Axle Trucks	152.00	3	81.20
					Permits	-		
78,668	\$ 888,914.20	77,041	\$ 885,176.60	10,365	TOTAL TRUCKS	\$ 119,850.40	11,179	\$ 121,825.70
1,267,215	\$ 2,037,083.04	1,281,324	\$ 2,043,742.86	179,327	TOTAL TOLL VEHICLES	\$ 282,568.33	177,441	\$ 284,473.76
5,215	\$ 8,383.06	5,273	\$ 8,410.46	5,785	DAILY	\$ 9,115.11	5,724	\$ 9,176.57

Rate Change Traffic (toll)	Rate Change Traffic (toll)
Autos 1.11%	Autos 1.06%
Trucks 1.33%	Trucks 1.62%
Revenue -2.09%	Revenue -0.67%
Autos 0.33%	Autos 0.04%
Trucks 0.91%	Trucks -1.62%

\* Discounts represents rebates for commuter discounts earned when a customer crosses the Commission's bridges 20 times in a 35 day period as well as discounts for employee's and Commission vehicle's non-revenue crossings.

DELAWARE RIVER JOINT TOLL BRIDGE COMMISSION  
178 TOLL BRIDGE

COMPARATIVE STATEMENT OF TOLL TRAFFIC AND REVENUE

AUGUST, 2014

JANUARY 1, 2013 AUGUST 31, 2013 243 DAYS		JANUARY 1, 2014 AUGUST 31, 2014 243 DAYS		AUGUST, 2014		MONTH OF AUGUST 2013 31 DAYS		MONTH OF AUGUST 2014 31 DAYS		
NUMBER OF VEHICLES	TOTAL REVENUE	NUMBER OF VEHICLES	TOTAL REVENUE	NUMBER OF VEHICLES	VEHICLE CLASS	TOTAL REVENUE	NUMBER OF VEHICLES	TOTAL REVENUE	NUMBER OF VEHICLES	TOTAL REVENUE
5,591,348	\$ 5,636,466.00 (198,444.76)	5,744,337	\$ 5,788,747.50 (230,257.43)	912,802	Passenger Discounts *	\$ 921,042.00 (33,775.07)	891,856	\$ 899,897.00 (22,852.00)	891,856	\$ 877,045.00
5,591,348	\$ 5,438,023.24	5,744,337	\$ 5,558,490.07	912,802	TOTAL PASSENGER	\$ 887,266.93	891,856	\$ 877,045.00	891,856	\$ 877,045.00
164,437	1,058,594.15	166,353	1,064,166.20	23,199	2-Axle Trucks	149,365.60	24,400	157,161.55	24,400	157,161.55
92,628	1,091,829.60	90,933	1,072,540.60	12,299	3-Axle Trucks	145,147.20	12,107	142,929.60	12,107	142,929.60
105,231	1,633,972.80	112,126	1,742,451.20	16,165	4-Axle Trucks	251,414.40	15,209	236,683.20	15,209	236,683.20
1,346,802	26,392,850.00	1,377,606	26,989,808.00	178,265	5-Axle Trucks	3,491,384.00	178,715	3,501,196.00	178,715	3,501,196.00
44,919	1,044,218.40	43,915	1,020,524.20	5,959	6-Axle Trucks	138,439.20	5,715	132,811.20	5,715	132,811.20
5,673	156,493.20	5,236	144,747.60	732	7-Axle Trucks	20,280.00	659	18,132.40	659	18,132.40
1	-	-	-	-	Permits	-	-	-	-	-
1,759,491	\$ 31,377,958.15	1,798,169	\$ 32,054,236.00	236,619	TOTAL TRUCKS	\$ 4,196,050.40	236,805	\$ 4,186,913.95	236,805	\$ 4,186,913.95
7,350,839	\$ 36,815,981.39	7,542,506	\$ 37,612,728.07	1,149,421	TOTAL TOLL VEHICLES	\$ 5,083,317.33	1,128,661	\$ 5,065,958.95	1,128,661	\$ 5,065,958.95
30,250	\$ 151,506.10	31,039	\$ 154,784.89	37,078	DAILY AVERAGE	\$ 163,977.98	36,408	\$ 163,418.03	36,408	\$ 163,418.03

Rate Change	Rate Change
Traffic (toll)	Traffic (toll)
Autos	Autos
Trucks	Trucks
Revenue	Revenue
Autos	Autos
Trucks	Trucks

2.61%	1.84%
2.74%	2.35%
2.20%	-0.06%
2.16%	0.34%
2.22%	1.17%
2.16%	0.17%

\* Discounts represents rebates for commuter discounts earned when a customer crosses the Commission's bridges 20 times in a 35 day period as well as discounts for employee's and Commission vehicle's non-revenue crossings.

NOTE: Construction and lane closures at the Easton-Phillipsburg Toll Bridge are causing traffic diversion to the 178 Toll Bridge.

DELAWARE RIVER JOINT TOLL BRIDGE COMMISSION

EASTON - PHILLIPSBURG TOLL BRIDGE

COMPARATIVE STATEMENT OF TOLL TRAFFIC AND REVENUE

AUGUST, 2014

JANUARY 1, 2013 AUGUST 31, 2013 243 DAYS		JANUARY 1, 2014 AUGUST 31, 2014 243 DAYS		AUGUST, 2014		MONTH OF AUGUST 2013 31 DAYS	
NUMBER OF VEHICLES	TOTAL REVENUE	NUMBER OF VEHICLES	TOTAL REVENUE	NUMBER OF VEHICLES	VEHICLE CLASS	NUMBER OF VEHICLES	TOTAL REVENUE
3,278,660	\$ 3,293,031.75	3,068,109	\$ 3,081,596.00	397,698	Passenger	401,824	\$ 404,202.00
	(102,249.00)		(112,827.52)		Discounts *		(11,259.51)
3,278,660	\$ 3,190,782.75	3,068,109	\$ 2,968,768.38	397,698	TOTAL PASSENGER	401,824	\$ 392,942.49
90,837	566,463.90	92,747	593,871.00	10,524	2-Axle Trucks	11,001	71,021.60
28,136	333,472.80	21,836	259,030.80	2,869	3-Axle Trucks	3,519	41,769.60
27,465	434,065.60	20,384	323,894.40	2,559	4-Axle Trucks	3,629	57,492.80
93,783	1,839,339.00	72,921	1,436,026.00	9,297	5-Axle Trucks	9,950	195,641.00
1,144	26,558.40	800	18,986.40	107	6-Axle Trucks	99	2,311.20
24	678.40	21	662.40	4	7-Axle Trucks	1	25.20
			Permits				
241,389	\$ 3,220,678.10	198,709	\$ 2,571,471.00	25,380	TOTAL TRUCKS	28,199	\$ 368,261.40
3,520,049	\$ 6,411,360.85	3,266,818	\$ 5,540,239.38	423,078	TOTAL TOLL VEHICLES	430,023	\$ 761,203.89
14,466	\$ 26,384.20	13,444	\$ 22,799.34	13,648	DAILY AVERAGE	13,872	\$ 24,554.96

Rate Change Traffic (toll)	
Autos	-7.19%
Trucks	-6.42%
Revenue	-17.66%
Autos	-13.69%
Trucks	-6.96%
	-20.15%

Rate Change Traffic (toll)	
Autos	-1.62%
Trucks	-1.03%
Revenue	-10.00%
Autos	-6.29%
Trucks	-2.14%
	-10.72%

\* Discounts represents rebates for commuter discounts earned when a customer crosses the Commission's bridges 20 times in a 35 day period as well as discounts for employee's and Commission vehicle's non-revenue crossings.

Note: Construction and lane closures are causing traffic diversion to the I78 Toll Bridge.

DELAWARE RIVER JOINT TOLL BRIDGE COMMISSION  
 PORTLAND - COLUMBIA TOLL BRIDGE

COMPARATIVE STATEMENT OF TOLL TRAFFIC AND REVENUE

AUGUST, 2014

JANUARY 1, 2013 AUGUST 31, 2013 243 DAYS		JANUARY 1, 2014 AUGUST 31, 2014 243 DAYS		AUGUST, 2014		MONTH OF AUGUST 2013 31 DAYS	
NUMBER OF VEHICLES	TOTAL REVENUE	NUMBER OF VEHICLES	TOTAL REVENUE	NUMBER OF VEHICLES	VEHICLE CLASS	NUMBER OF VEHICLES	TOTAL REVENUE
755,472 \$	761,230.75 (32,286.98)	743,279 \$	749,517.00 (34,403.15)	106,133 \$	Passenger Discounts *	106,064 \$	107,121.00 (3,438.80)
755,472 \$	728,963.77	743,279 \$	715,113.85	106,133 \$	TOTAL PASSENGER	106,064 \$	103,682.20
16,790	108,739.15	16,970	109,845.45	2,194	2-Axle Trucks	2,147	13,913.25
7,220	86,234.40	8,497	101,416.80	1,471	3-Axle Trucks	1,125	13,447.20
8,423	134,517.60	5,568	88,768.00	822	4-Axle Trucks	1,027	16,404.80
17,751	352,212.00	19,116	378,528.00	2,681	5-Axle Trucks	2,466	48,880.00
208	4,982.40	141	3,357.60	22	6-Axle Trucks	23	552.00
1	28.00	-	-	-	7-Axle Trucks Permits	-	-
50,393 \$	686,813.55	50,292 \$	681,915.85	7,190 \$	TOTAL TRUCKS	6,788 \$	93,197.25
805,885 \$	1,415,777.32	793,571 \$	1,397,029.70	115,323 \$	TOTAL TOLL VEHICLES	112,852 \$	196,879.45
3,316 \$	5,826.24	3,266 \$	5,749.09	3,720 \$	DAILY AVERAGE	3,640 \$	6,350.95

Rate Change Traffic (toll)		Rate Change Traffic (toll)	
Autos	-1.53%	Autos	2.19%
Trucks	-1.61%	Trucks	1.95%
Revenue	-0.20%	Revenue	5.92%
Autos	-1.32%	Autos	3.27%
Trucks	-1.90%	Trucks	1.05%
	-0.71%		5.74%

\* Discounts represents rebates for commuter discounts earned when a customer crosses the Commission's bridges 20 times in a 35 day period as well as discounts for employee's and Commission vehicle's non-revenue crossings.

DELAWARE RIVER JOINT TOLL BRIDGE COMMISSION

DELAWARE WATER GAP TOLL BRIDGE

COMPARATIVE STATEMENT OF TOLL TRAFFIC AND REVENUE

AUGUST, 2014

JANUARY 1, 2013 AUGUST 31, 2013 243 DAYS		JANUARY 1, 2014 AUGUST 31, 2014 243 DAYS		AUGUST, 2014		MONTH OF AUGUST 2013 31 DAYS	
NUMBER OF VEHICLES	TOTAL REVENUE	NUMBER OF VEHICLES	TOTAL REVENUE	NUMBER OF VEHICLES	TOTAL REVENUE	NUMBER OF VEHICLES	TOTAL REVENUE
5,340,284 \$	5,374,998.50 (157,619.48)	5,284,494 \$	5,317,863.50 (177,634.43)	859,156 \$	866,251.00 (27,178.95)	842,959 \$	850,180.75 (18,083.75)
5,340,284 \$	5,217,370.02	5,284,494 \$	5,140,249.07	859,156 \$	839,072.05	842,959 \$	832,097.00
98,602	634,357.10	95,354	614,236.35	14,047	90,526.80	14,325	92,236.30
58,769	694,186.40	57,557	679,460.40	8,235	97,197.60	8,655	102,132.00
46,393	721,312.00	47,242	734,320.00	6,846	106,588.80	7,071	110,110.40
870,984	13,163,812.00	661,962	12,984,988.00	86,672	1,699,530.00	88,739	1,740,158.00
22,016	513,940.80	19,190	446,292.00	2,401	55,754.40	2,698	62,863.20
1,315	37,950.40	1,389	40,176.80	182	5,228.80	189	5,590.00
20	1,135.26	12	759.50	2	135.50	2	108.20
898,099 \$	15,766,673.96	882,706 \$	15,500,233.05	118,385 \$	2,054,961.90	121,679 \$	2,113,198.10
6,238,383 \$	20,984,043.98	6,167,140 \$	20,640,482.12	977,541 \$	2,894,033.95	964,638 \$	2,945,295.10
25,672 \$	86,354.09	25,379 \$	84,940.26	31,534 \$	83,355.93	31,117 \$	95,009.52
					DAILY AVERAGE		

Rate Change	Rate Change
Traffic (toll)	Traffic (toll)
Autos	Autos
Trucks	Trucks
Revenue	Revenue
Autos	Autos
Trucks	Trucks

1.34%  
1.92%  
-2.71%  
-1.74%  
0.84%  
-2.76%

\* Discounts represents rebates for commuter discounts earned when a customer crosses the Commission's bridges 20 times in a 35 day period as well as discounts for employee's and Commission vehicle's non-revenue crossings.

DELAWARE RIVER JOINT TOLL BRIDGE COMMISSION  
MILFORD - MONTAGUE TOLL BRIDGE

COMPARATIVE STATEMENT OF TOLL TRAFFIC AND REVENUE  
AUGUST, 2014

JANUARY 1, 2013 AUGUST 31, 2013 243 DAYS		JANUARY 1, 2014 AUGUST 31, 2014 243 DAYS		AUGUST, 2014		MONTH OF AUGUST 2013 31 DAYS		MONTH OF AUGUST 2014 31 DAYS		
NUMBER OF VEHICLES	TOTAL REVENUE	NUMBER OF VEHICLES	TOTAL REVENUE	VEHICLE CLASS	NUMBER OF VEHICLES	TOTAL REVENUE	NUMBER OF VEHICLES	TOTAL REVENUE	NUMBER OF VEHICLES	TOTAL REVENUE
799,133 \$	806,027.00 (28,128.73)	822,670 \$	829,679.00 (34,558.04)	Passenger Discounts *	135,081 \$	136,553.00 (4,922.17)	126,569 \$	128,069.00 (3,330.13)	126,569 \$	124,738.87
799,133 \$	777,898.27	822,670 \$	795,120.96	TOTAL PASSENGER	135,081 \$	131,630.83	126,569 \$	124,738.87	126,569 \$	124,738.87
14,269	92,140.75	16,137	104,163.15	2-Axle Trucks	2,430	15,689.45	2,199	14,223.95	2,199	14,223.95
3,004	35,901.60	2,366	28,249.20	3-Axle Trucks	525	6,262.80	475	5,661.60	475	5,661.60
1,414	22,164.80	1,107	17,619.20	4-Axle Trucks	176	2,780.40	223	3,520.00	223	3,520.00
4,860	96,452.00	4,668	92,460.00	5-Axle Trucks	623	12,322.00	647	12,836.00	647	12,836.00
49	1,184.00	38	897.60	6-Axle Trucks	6	141.60	5	115.20	5	115.20
6	180.00	3	92.00	7-Axle Trucks	1	28.00	1	28.00	1	28.00
		-		Permits	-		-		-	
23,602 \$	248,003.15	24,319 \$	243,481.15	TOTAL TRUCKS	3,760 \$	37,216.25	3,550 \$	36,384.75	3,550 \$	36,384.75
822,735 \$	1,025,901.42	846,989 \$	1,038,802.11	TOTAL TOLL VEHICLES	138,841 \$	168,847.08	130,119 \$	161,123.62	130,119 \$	161,123.62
3,386 \$	4,221.82	3,486 \$	4,274.08	DAILY AVERAGE	4,479 \$	5,446.68	4,197 \$	5,197.54	4,197 \$	5,197.54

Rate Change Traffic (toll)		Rate Change Traffic (toll)	
Autos	2.95%	Autos	6.70%
Trucks	2.95%	Trucks	6.73%
Revenue	3.04%	Revenue	5.92%
Autos	1.24%	Autos	4.79%
Trucks	2.21%	Trucks	5.53%
	-1.62%		2.29%

\* Discounts represents rebates for commuter discounts earned when a customer crosses the Commission's bridges 20 times in a 35 day period as well as discounts for employee's and Commission vehicle's non-revenue crossings.

**Delaware River Joint Toll Bridge Commission**  
**Toll Supported Bridge - Westbound Traffic Counts**  
 August 2014

Bridge	Westbound Volume					
	August 2014	August 2013	% Change	YTD 2014	YTD 2013	% Change
Lower Trenton <sup>1</sup>	395,098	397,434	-0.59%	2,919,769	3,054,052	-4.40%
Calhoun Street <sup>2</sup>	274,087	272,254	0.67%	2,070,916	2,109,079	-1.81%
Scudder Falls	990,756	907,247	9.20%	7,429,704	7,383,530	0.63%
Washington Crossing	136,873	144,565	-5.32%	1,063,648	1,095,447	-2.90%
New Hope - Lambertville	217,810	223,615	-2.60%	1,581,842	1,633,922	-3.19%
Centre Bridge - Stockton	72,901	74,569	-2.24%	521,881	538,373	-3.06%
Uhlersdown - Frenchtown <sup>3</sup>	72,134	72,705	-0.78%	489,619	511,535	-4.28%
Upper Black Eddy - Milford	60,072	54,800	9.62%	436,231	390,155	11.81%
Riegelsville	61,575	61,869	-0.48%	463,121	498,208	-7.04%
Northampton Street	402,090	406,189	-1.01%	2,984,220	3,142,947	-5.05%
Riverton - Belvidere	76,792	77,421	-0.81%	567,601	579,513	-2.06%
<b>Total</b>	<b>2,760,188</b>	<b>2,692,667</b>	<b>2.51%</b>	<b>20,528,553</b>	<b>20,936,760</b>	<b>-1.95%</b>

**Notes:**

- (1) Counter down 8-1-14 to 8-31-14. 2013 data interpolated.
- (2) Counter down 8-28-14 to 8-31-14. Data interpolated.
- (3) Counter down 8-1-14 to 8-4-14. Data interpolated.

**Delaware River Joint Toll Bridge Commission**  
**Toll Supported Bridge - Two Way Traffic Counts**  
 August 2014

Bridge	Total Volume					
	August 2014	August 2013	% Change	YTD 2014	YTD 2013	% Change
Lower Trenton <sup>1</sup>	518,511	521,752	-0.62%	3,842,317	3,978,101	-3.41%
Calhoun Street <sup>2</sup>	538,599	536,135	0.46%	4,087,702	4,146,408	-1.42%
Scudder Falls	1,848,570	1,772,337	4.30%	13,984,707	14,052,985	-0.49%
Washington Crossing	235,174	253,897	-7.37%	1,809,399	1,848,474	-2.11%
New Hope - Lambertville	460,161	467,565	-1.58%	3,372,575	3,471,882	-2.86%
Centre Bridge - Stockton	158,285	160,158	-1.17%	1,133,497	1,162,037	-2.46%
Uhrerstown-Frenchtown <sup>3</sup>	141,126	142,635	-1.06%	964,646	1,017,218	-5.17%
Upper Black Eddy-Milford	123,432	112,205	10.01%	890,796	793,885	12.21%
Riegelsville	102,648	104,778	-2.03%	773,956	831,629	-6.93%
Northampton Street	685,201	700,048	-2.12%	4,980,003	5,010,297	-0.60%
Riverton - Belvidere	143,271	145,510	-1.54%	1,060,565	1,084,584	-2.21%
<b>Total</b>	<b>4,954,978</b>	<b>4,917,020</b>	<b>0.77%</b>	<b>36,900,162</b>	<b>37,397,500</b>	<b>-1.33%</b>

**Notes:**

- (1) Counter down 8-1-14 to 8-31-14. 2013 data interpolated.
- (2) Counter down 8-28-14 to 8-31-14. Data interpolated.
- (3) Counter down 8-1-14 to 8-4-14. Data interpolated.

**Delaware River Joint Toll Bridge Commission**  
**Toll Bridge - Two Way Traffic Counts**  
 August 2014

Bridge	Total Volume (all classes)					
	August 2014	August 2013	% Change	YTD 2014	YTD 2013	% Change
Trenton - Morrisville <sup>1</sup>	1,838,179	1,841,183	-0.16%	13,392,562	13,557,558	-1.22%
New Hope - Lambertville	397,016	342,472	15.93%	2,857,784	2,509,354	13.89%
Interstate 78	2,337,872	2,289,480	2.11%	15,606,742	15,088,071	3.44%
Easton - Phillipsburg	952,514	995,970	-4.36%	7,469,686	8,449,982	-11.60%
Portland - Columbia	251,209	244,820	2.61%	1,696,830	1,698,357	-0.09%
Delaware Water Gap	1,931,944	1,894,773	1.96%	12,306,181	12,441,973	-1.09%
Milford - Montague	241,731	230,909	4.69%	1,517,721	1,501,175	1.10%
<b>Total</b>	<b>7,950,465</b>	<b>7,839,608</b>	<b>1.41%</b>	<b>54,847,505</b>	<b>55,246,470</b>	<b>-0.72%</b>

(1) Counter down 8-1-14 to 8-31-14. 2013 data interpolated.

## DELAWARE RIVER JOINT TOLL BRIDGE COMMISSION

Meeting of September 29, 2014

### STATISTICAL SUMMARY OF EXPENDITURES

This includes reports entitled “**Budget vs Actual**” covering the month of August 2014 and the eight month year-to-date operations of fiscal year 2014 relative to Toll Bridges, Toll Supported Bridges and Administration departments.

Total expense plus encumbrance totaled \$4,610,710 for the month of August. For the 2014 fiscal year-to-date period, total expense plus encumbrances amounted to \$34,787,296 or 97.4% of the year-to-date operating budget.

Most of the expense line categories are within their line item budget except for the following; Regular Employee Wages, Part-Time Wages and Overtime Wages are currently running ahead of budget. Regular Salaries are \$78,000 or .70%, Part-time wages are \$90,000 or 36.3% and Overtime wages are \$29,000 or 12.7% over their respective year-to-date budgets. Additionally, Business insurance is \$72,000 or 4.2% over the year-to-date operating budget due to higher than anticipated rates for business insurance and a higher than budget Workers Compensation Retro payment for 2013. Professional Services are currently \$217,000 or 24.9% ahead of the YTD operating budget mainly due to higher than anticipates non-retainer Legal Fees, Investment Advisory fees and Engineering Specialized Staff expense. And EZPass operating expenses are running \$113,000 or 3.8% due to some duplication of payments resulting from the CSC conversion from ETCC to NJ Service center.

During the month of August, the Commission paid a quarterly installment to the OPEB trust in the amount of \$550,000.

**Delaware River Joint Toll Bridge Commission**  
**Budget vs Actual**  
**For the Eight Months Ending August 31, 2014**

**TOTAL COMMISSION**

	Budget 2014	Expended For The Month	Expended Year To Date	Encumbered	Budget Remaining Balance
Regular Employee Salaries	\$17,033,303	\$1,290,286	\$11,168,521	\$0	\$5,864,783
Part-Time Employee Wages	388,500	39,152	338,704	0	49,796
Summer Employee Wages	135,695	32,808	79,331	0	56,364
Overtime Wages	339,837	17,901	256,453	0	83,384
Pension Contributions	3,181,511	265,900	1,863,775	0	1,317,737
FICA Contributions	1,438,372	111,199	942,497	0	495,875
Regular Employee Healthcare Benefits	8,017,833	688,277	5,345,800	0	2,672,033
Life Insurance Benefits	111,073	12,305	79,373	0	31,700
Unemployment Compensation Benefits	45,000	0	9,999	0	35,001
Retirees Expense	2,200,000	550,000	1,650,000	0	550,000
Utility Expense	920,041	29,179	505,428	68,266	346,346
Office Expense	257,820	13,066	130,587	27,005	100,228
Telecommunication Expense	664,603	62,025	371,477	12,893	280,233
Information Technology Expense	445,700	14,993	197,979	21,100	226,621
Professional Development/Meetings/Memberships	194,530	3,061	78,630	508	115,392
Vehicle Maintenance Expense and Fuel	385,304	34,750	266,908	108,506	10,890
Operations Maintenance Expense	1,010,541	23,165	532,430	135,762	342,349
BSS Operating Maintenance Expense	1,500,000	76,424	722,156	78,477	699,367
Commission Expense	22,500	1,063	7,974	747	13,779
Toll Collection Expense	64,800	2,761	24,773	2,043	37,984
Uniform Expense	65,900	1,817	15,817	9,457	40,626
Business Insurance	2,753,987	212,665	1,801,328	0	952,659
Licenses & Inspections Expense	5,950	44	2,025	0	4,925
Advertising	60,500	191	3,804	2,968	53,728
Professional Services	1,146,616	91,002	945,091	142,721	58,805
State Police Bridge Security	4,685,759	403,187	2,977,971	0	1,707,788
EZPass Equipment/Maintenance	1,074,784	64,711	566,094	104,021	404,669
General Contingency	300,000	9,680	17,708	93,423	188,869
EZPass Operating Expense	4,443,576	519,469	3,076,768	0	1,366,808
<b>Total</b>	<b>\$52,896,036</b>	<b>\$4,571,080</b>	<b>\$33,979,397</b>	<b>\$807,899</b>	<b>\$18,108,739</b>

**Delaware River Joint Toll Bridge Commission  
Budget vs Actual  
For the Eight Months Ending August 31, 2014**

**ADMINISTRATION\***

	Budget 2014	Expended For The Month	Expended Year To Date	Encumbered	Budget Remaining Balance
Regular Employee Salaries	\$3,216,199	\$248,571	\$2,135,390	\$0	\$1,080,808
Summer Employee Wages	8,196	4,679	11,964	0	(3,768)
Overtime Wages	1,200	363	6,701	0	(5,501)
Pension Contributions	558,862	42,517	298,018	0	260,845
FICA Contributions	246,758	19,370	164,549	0	82,209
Regular Employee Healthcare Benefits	1,036,405	89,157	700,586	0	335,818
Life Insurance Benefits	20,146	2,217	14,895	0	5,252
Unemployment Compensation Benefits	45,000	0	9,999	0	35,001
Retirees Expense	2,200,000	550,000	1,650,000	0	550,000
Office Expense	206,299	9,607	109,926	18,564	77,809
Telecommunication Expense	191,696	14,004	98,148	0	93,548
Information Technology Expense	417,000	14,993	171,579	21,100	224,321
Professional Development/Meetings/Memberships	149,460	2,006	51,712	0	97,748
Vehicle Maintenance Expense and Fuel	2,824	66	2,857	0	(33)
Commission Expense	22,500	1,063	7,974	747	13,779
Business Insurance	279,452	9,383	95,619	0	183,833
Advertising	60,500	191	3,804	2,968	53,728
Professional Services	911,616	36,883	802,758	15,162	93,696
General Contingency	300,000	9,680	17,708	93,423	188,869
<b>TOTAL</b>	<b>\$9,874,113</b>	<b>\$1,054,749</b>	<b>\$6,354,187</b>	<b>\$151,965</b>	<b>\$3,367,961</b>

\* Includes Executive, Human Resources, Accounting, EZPass, Purchasing, Information Technology, Community Affairs and Contract/Compliance.

**Delaware River Joint Toll Bridge Commission**  
**Budget vs Actual**  
**For the Eight Months Ending August 31, 2014**

**ADMINISTRATION - OPERATIONS\***

	Budget 2014	Expended For The Month	Expended Year To Date	Encumbered	Budget Remaining Balance
Regular Employee Salaries	\$974,027	\$61,010	\$627,107	\$0	\$346,920
Part-Time Employee Wages	0	0	11,569	0	(11,569)
Overtime Wages	9,000	969	9,246	0	(246)
Pension Contributions	334,570	25,899	181,532	0	153,038
FICA Contributions	144,220	10,985	90,487	0	53,733
Regular Employee Healthcare Benefits	540,119	44,247	342,109	0	198,010
Life Insurance Benefits	11,703	1,257	8,304	0	3,399
Office Expense	17,550	462	3,525	2,052	11,973
Telecommunication Expense	86,882	4,917	33,117	1,950	51,815
Professional Development/Meetings/Memberships	28,550	798	13,421	508	14,621
Vehicle Maintenance Expense and Fuel	1,000	0	37	0	963
Operations Maintenance Expense	0	0	545	0	(545)
ESS Operating Maintenance Expense	1,500,000	76,424	722,156	78,477	699,367
Uniform Expense	3,000	0	145	1,413	1,442
Business Insurance	50,693	3,709	32,069	0	18,625
Professional Services	235,000	54,119	142,333	127,559	(34,891)
<b>TOTAL</b>	<b>\$3,936,314</b>	<b>\$284,794</b>	<b>\$2,217,701</b>	<b>\$211,959</b>	<b>\$1,506,653</b>

\* Includes Engineering, Security, Safety & Training, Plant & Facility, and Electronic Security & Surveillance.

**Delaware River Joint Toll Bridge Commission  
Budget vs Actual  
For the Eight Months Ending August 31, 2014**

**TRENTON - MORRISVILLE TOLL BRIDGE**

	Budget 2014	Expended For The Month	Expended Year To Date	Encumbered	Budget Remaining Balance
Regular Employee Salaries	\$1,445,032	\$117,221	\$978,674	\$0	\$466,359
Part-Time Employee Wages	60,000	8,347	72,274	0	(12,274)
Summer Employee Wages	26,993	10,793	21,443	0	5,550
Overtime Wages	32,000	721	14,263	0	17,737
Pension Contributions	256,561	23,426	164,198	0	92,362
FICA Contributions	119,648	10,401	82,928	0	36,720
Regular Employee Healthcare Benefits	742,663	64,746	505,800	0	236,863
Life Insurance Benefits	8,930	1,060	6,813	0	2,117
Utility Expense	154,950	3,189	88,600	27,500	38,850
Office Expense	2,925	102	1,207	1,214	504
Telecommunication Expense	62,598	6,992	44,442	5,068	13,089
Information Technology Expense	7,400	0	6,875	0	525
Professional Development/Meetings/Memberships	1,500	0	1,466	0	34
Vehicle Maintenance Expense and Fuel	67,080	10,776	53,006	14,140	(66)
Operations Maintenance Expense	148,995	6,467	101,084	8,375	39,536
Toll Collection Expense	13,000	508	5,111	442	7,447
Uniform Expense	11,400	0	2,016	550	8,834
Business Insurance	353,011	28,957	233,651	0	119,360
Licenses & Inspections Expense	480	0	260	0	220
State Police Bridge Security	684,589	58,906	413,608	0	270,982
EZPass Equipment/Maintenance	158,056	5,179	84,130	16,258	57,668
EZPass Operating Expense	906,045	105,922	624,564	0	281,481
<b>TOTAL</b>	<b>\$5,263,857</b>	<b>\$463,711</b>	<b>\$3,506,413</b>	<b>\$73,548</b>	<b>\$1,683,896</b>

**Delaware River Joint Toll Bridge Commission  
Budget vs Actual  
For the Eight Months Ending August 31, 2014**

**NEW HOPE - LAMBERTVILLE TOLL BRIDGE**

	Budget 2014	Expended For The Month	Expended Year To Date	Encumbered	Budget Remaining Balance
Regular Employee Salaries	\$959,124	\$97,701	\$676,078	\$0	\$283,045
Part-Time Employee Wages	12,000	0	4,101	0	7,899
Summer Employee Wages	24,296	0	0	0	24,296
Overtime Wages	24,800	929	23,657	0	1,143
Pension Contributions	170,908	14,598	102,321	0	68,586
FICA Contributions	78,047	7,511	53,556	0	24,491
Regular Employee Healthcare Benefits	473,782	40,094	307,089	0	166,693
Life Insurance Benefits	5,945	641	4,156	0	1,789
Utility Expense	151,990	5,566	87,793	8,504	55,692
Office Expense	2,425	128	1,016	408	1,001
Telecommunication Expense	48,862	6,539	33,889	0	14,973
Information Technology Expense	7,900	0	7,665	0	235
Professional Development/Meetings/Memberships	1,120	0	2,130	0	(1,010)
Vehicle Maintenance Expense and Fuel	66,760	5,927	46,247	18,535	1,978
Operations Maintenance Expense	140,800	1,156	68,655	15,779	56,367
Toll Collection Expense	6,200	264	2,350	108	3,742
Uniform Expense	3,000	125	681	0	2,319
Business Insurance	247,866	20,208	173,319	0	74,547
Licenses & Inspections Expense	240	0	260	0	(20)
State Police Bridge Security	131,201	11,289	81,208	0	49,993
EZPass Equipment/Maintenance	126,445	12,346	67,533	13,003	45,910
EZPass Operating Expense	263,060	30,745	179,818	0	83,241
<b>TOTAL</b>	<b>\$2,946,770</b>	<b>\$255,766</b>	<b>\$1,923,521</b>	<b>\$56,337</b>	<b>\$966,911</b>

**Delaware River Joint Toll Bridge Commission**  
**Budget vs Actual**  
**For the Eight Months Ending August 31, 2014**

**INTERSTATE - 78 TOLL BRIDGE**

	Budget 2014	Expended For The Month	Expended Year To Date	Encumbered	Budget Remaining Balance
Regular Employee Salaries	\$2,101,831	\$161,426	\$1,296,063	\$0	\$805,767
Part-Time Employee Wages	80,000	5,215	48,469	0	31,531
Summer Employee Wages	16,400	2,740	8,398	0	8,002
Overtime Wages	47,900	4,127	43,200	0	4,700
Pension Contributions	373,418	29,914	209,675	0	163,743
FICA Contributions	172,049	13,155	106,114	0	65,935
Regular Employee Healthcare Benefits	1,080,237	87,639	685,668	0	394,569
Life Insurance Benefits	12,742	1,492	9,432	0	3,310
Utility Expense	136,000	6,826	71,147	20,287	44,566
Office Expense	8,950	338	3,201	1,180	4,570
Telecommunication Expense	55,500	5,964	30,981	0	24,519
Information Technology Expense	4,000	0	2,660	0	1,340
Professional Development/Meetings/Memberships	3,100	105	2,417	0	683
Vehicle Maintenance Expense and Fuel	72,380	7,809	45,214	20,419	6,747
Operations Maintenance Expense	185,722	6,143	60,323	51,954	73,445
Toll Collection Expense	12,000	387	4,286	1,156	6,558
Uniform Expense	7,000	445	2,047	2,681	2,273
Business Insurance	426,416	35,381	297,524	0	128,892
Licenses & Inspections Expense	1,000	0	189	0	812
State Police Bridge Security	769,402	66,203	490,858	0	278,544
EZPass Equipment/Maintenance	221,279	5,862	111,678	19,504	90,097
EZPass Operating Expense	1,351,291	157,956	930,633	0	420,658
<b>TOTAL</b>	<b>\$7,138,618</b>	<b>\$599,126</b>	<b>\$4,460,177</b>	<b>\$117,180</b>	<b>\$2,561,261</b>

**Delaware River Joint Toll Bridge Commission  
Budget vs Actual  
For the Eight Months Ending August 31, 2014**

**EASTON - PHILLIPSBURG TOLL BRIDGE**

	Budget 2014	Expended For The Month	Expended Year To Date	Encumbered	Budget Remaining Balance
Regular Employee Salaries	\$1,507,005	\$114,884	\$1,004,011	\$0	\$502,995
Part-Time Employee Wages	86,000	9,267	69,075	0	16,925
Summer Employee Wages	24,300	7,772	23,903	0	397
Overtime Wages	35,000	3,130	29,912	0	5,088
Pension Contributions	267,846	25,393	177,990	0	89,856
FICA Contributions	126,401	10,268	85,624	0	40,777
Regular Employee Healthcare Benefits	700,195	62,159	482,756	0	217,439
Life Insurance Benefits	9,326	1,143	7,246	0	2,079
Utility Expense	137,000	5,698	71,965	0	65,035
Office Expense	6,200	193	2,216	772	3,212
Telecommunication Expense	71,500	8,587	47,249	5,875	18,375
Information Technology Expense	2,200	0	2,300	0	(100)
Professional Development/Meetings/Memberships	3,050	90	2,334	0	716
Vehicle Maintenance Expense and Fuel	45,800	1,694	24,769	16,466	4,565
Operations Maintenance Expense	129,804	242	87,701	25,073	17,029
Toll Collection Expense	12,500	383	4,554	125	7,821
Uniform Expense	6,000	185	2,031	0	3,969
Business Insurance	173,347	14,308	118,014	0	55,333
Licenses & Inspections Expense	1,600	44	148	0	1,452
State Police Bridge Security	414,690	35,682	271,997	0	142,693
EZPass Equipment/Maintenance	158,056	9,654	84,130	16,258	57,668
EZPass Operating Expense	616,324	72,094	439,537	0	176,787
<b>TOTAL</b>	<b>\$4,534,144</b>	<b>\$382,870</b>	<b>\$3,039,462</b>	<b>\$64,570</b>	<b>\$1,430,112</b>

**Delaware River Joint Toll Bridge Commission  
Budget vs Actual  
For the Eight Months Ending August 31, 2014**

**PORTLAND - COLUMBIA TOLL BRIDGE**

	Budget 2014	Expended For The Month	Expended Year To Date	Encumbered	Budget Remaining Balance
Regular Employee Salaries	\$727,826	\$50,968	\$451,926	\$0	\$275,899
Part-Time Employee Wages	22,000	2,838	23,900	0	(1,900)
Summer Employee Wages	13,655	0	0	0	13,655
Overtime Wages	20,945	0	17,339	0	3,606
Pension Contributions	130,061	11,088	77,719	0	52,342
FICA Contributions	60,009	4,199	37,703	0	22,305
Regular Employee Healthcare Benefits	337,574	28,639	224,371	0	113,203
Life Insurance Benefits	4,507	477	3,110	0	1,397
Utility Expense	68,020	2,384	34,434	9,803	23,783
Office Expense	3,423	371	2,045	667	711
Telecommunication Expense	38,454	4,180	23,880	0	14,574
Information Technology Expense	2,400	0	2,300	0	100
Professional Development/Meetings/Memberships	1,200	0	599	0	601
Vehicle Maintenance Expense and Fuel	21,720	2,140	17,808	13,318	(9,406)
Operations Maintenance Expense	77,195	1,424	42,166	7,221	27,808
Toll Collection Expense	7,900	380	2,390	78	5,432
Uniform Expense	3,500	130	1,397	1,290	813
Business Insurance	131,620	10,785	89,536	0	42,085
Licenses & Inspections Expense	600	0	256	0	344
State Police Bridge Security	85,281	7,338	57,626	0	27,655
EZPass Equipment/Maintenance	94,834	10,154	50,363	9,757	34,713
EZPass Operating Expense	126,198	14,769	92,596	0	33,602
<b>TOTAL</b>	<b>\$1,978,922</b>	<b>\$152,262</b>	<b>\$1,253,466</b>	<b>\$42,133</b>	<b>\$683,323</b>

**Delaware River Joint Toll Bridge Commission**  
**Budget vs Actual**  
**For the Eight Months Ending August 31, 2014**

**DELAWARE WATER GAP TOLL BRIDGE**

	Budget 2014	Expended For The Month	Expended Year To Date	Encumbered	Budget Remaining Balance
Regular Employee Salaries	\$2,121,471	\$159,154	\$1,403,666	\$0	\$717,804
Part-Time Employee Wages	110,000	9,383	78,146	0	31,854
Summer Employee Wages	8,200	1,292	2,583	0	5,617
Overtime Wages	37,230	514	36,574	0	656
Pension Contributions	374,966	35,764	250,678	0	124,289
FICA Contributions	174,183	12,943	115,654	0	58,528
Regular Employee Healthcare Benefits	1,102,742	96,556	744,721	0	358,021
Life Insurance Benefits	13,121	1,505	9,573	0	3,548
Utility Expense	92,400	149	45,242	0	47,158
Office Expense	5,649	1,502	4,727	1,450	(527)
Telecommunication Expense	48,748	5,960	29,701	0	19,048
Information Technology Expense	2,400	0	2,300	0	100
Professional Development/Meetings/Memberships	2,000	62	2,002	0	(2)
Vehicle Maintenance Expense and Fuel	59,000	3,750	46,372	18,903	(6,275)
Operations Maintenance Expense	115,270	2,224	74,727	5,714	34,828
Toll Collection Expense	7,900	613	3,844	134	3,922
Uniform Expense	10,000	377	4,212	2,791	2,997
Business Insurance	362,844	29,875	249,746	0	113,098
Licenses & Inspections Expense	1,000	0	180	0	820
State Police Bridge Security	624,143	53,705	400,698	0	223,445
EZPass Equipment/Maintenance	221,279	11,207	117,896	19,483	83,900
EZPass Operating Expense	1,049,573	122,660	720,747	0	328,825
<b>TOTAL</b>	<b>\$6,544,120</b>	<b>\$549,194</b>	<b>\$4,343,990</b>	<b>\$48,475</b>	<b>\$2,151,655</b>

**Delaware River Joint Toll Bridge Commission  
Budget vs Actual  
For the Eight Months Ending August 31, 2014**

**MILFORD - MONTAGUE TOLL BRIDGE**

	Budget 2014	Expended For The Month	Expended Year To Date	Encumbered	Budget Remaining Balance
Regular Employee Salaries	\$725,912	\$50,539	\$496,825	\$0	\$229,087
Part-Time Employee Wages	18,500	4,102	31,169	0	(12,669)
Summer Employee Wages	13,655	5,532	11,040	0	2,615
Overtime Wages	24,250	1,670	20,592	0	3,658
Pension Contributions	130,303	11,700	82,006	0	48,297
FICA Contributions	59,847	4,696	42,537	0	17,310
Regular Employee Healthcare Benefits	337,574	28,471	225,226	0	112,348
Life Insurance Benefits	4,498	437	2,906	0	1,592
Utility Expense	56,050	2,412	48,536	2,172	5,342
Office Expense	3,398	364	2,267	699	432
Telecommunication Expense	31,362	3,628	19,335	0	12,027
Information Technology Expense	2,400	0	2,300	0	100
Professional Development/Meetings/Memberships	1,200	0	1,036	0	164
Vehicle Maintenance Expense and Fuel	27,120	2,588	27,484	6,426	(6,790)
Operations Maintenance Expense	81,635	3,366	51,328	2,513	27,795
Toll Collection Expense	5,300	227	2,237	0	3,063
Uniform Expense	4,500	459	1,486	733	2,281
Business Insurance	103,869	8,568	68,695	0	35,174
Licenses & Inspections Expense	500	0	152	0	348
State Police Bridge Security	76,846	6,612	48,125	0	28,721
EZPass Equipment/Maintenance	94,834	10,310	50,364	9,757	34,713
EZPass Operating Expense	131,085	15,324	88,871	0	42,214
<b>TOTAL</b>	<b>\$1,934,640</b>	<b>\$161,003</b>	<b>\$1,324,520</b>	<b>\$22,300</b>	<b>\$587,821</b>

**Delaware River Joint Toll Bridge Commission**  
**Budget vs Actual**  
**For the Eight Months Ending August 31, 2014**

**SOUTHERN DIVISION TOLL SUPPORTED BRIDGES**

	Budget 2014	Expended For The Month	Expended Year To Date	Encumbered	Budget Remaining Balance
Regular Employee Salaries	\$1,775,670	\$120,785	\$1,115,955	\$0	\$659,715
Overtime Wages	56,320	24	24,164	0	32,157
Pension Contributions	318,217	24,676	172,958	0	145,258
FICA Contributions	140,147	9,154	86,481	0	53,667
Regular Employee Healthcare Benefits	923,880	81,760	621,406	0	302,474
Life Insurance Benefits	11,008	1,166	7,234	0	3,774
Utility Expense	69,240	1,369	33,342	0	35,898
Telecommunication Expense	8,100	555	4,124	0	3,976
Professional Development/Meetings/Memberships	2,250	0	413	0	1,837
Vehicle Maintenance Expense and Fuel	14,300	0	1,482	0	12,819
Operations Maintenance Expense	90,120	2,138	26,140	9,257	54,723
Uniform Expense	12,200	97	1,749	0	10,451
Business Insurance	443,091	36,446	312,882	0	130,209
Licenses & Inspections Expense	900	0	455	0	445
State Police Bridge Security	1,453,991	125,109	932,954	0	521,037
<b>TOTAL</b>	<b>\$5,319,434</b>	<b>\$403,279</b>	<b>\$3,341,739</b>	<b>\$9,257</b>	<b>\$1,968,438</b>

**Delaware River Joint Toll Bridge Commission**  
**Budget vs Actual**  
**For the Eight Months Ending August 31, 2014**

**NORTHERN DIVISION TOLL SUPPORTED BRIDGES**

	Budget 2014	Expended For The Month	Expended Year To Date	Encumbered	Budget Remaining Balance
Regular Employee Salaries	\$1,479,208	\$108,028	\$982,825	\$0	\$496,383
Overtime Wages	51,192	5,455	30,804	0	20,388
Pension Contributions	265,800	20,926	146,679	0	119,121
FICA Contributions	117,062	8,518	76,862	0	40,200
Regular Employee Healthcare Benefits	742,663	64,809	506,067	0	236,596
Life Insurance Benefits	9,145	911	5,702	0	3,444
Utility Expense	54,391	1,586	24,370	0	30,021
Office Expense	1,000	0	457	0	543
Telecommunication Expense	20,900	700	6,610	0	14,290
Professional Development/Meetings/Memberships	1,100	0	1,100	0	0
Vehicle Maintenance Expense and Fuel	8,320	0	1,632	300	6,388
Operations Maintenance Expense	41,000	3	19,761	9,877	11,363
Uniform Expense	5,300	0	53	0	5,247
Business Insurance	181,777	15,045	130,273	0	51,504
Licenses & Inspections Expense	630	0	125	0	505
State Police Bridge Security	445,616	38,343	280,898	0	164,718
<b>TOTAL</b>	<b>\$3,425,104</b>	<b>\$264,325</b>	<b>\$2,214,219</b>	<b>\$10,177</b>	<b>\$1,200,709</b>

**DELAWARE RIVER JOINT TOLL BRIDGE COMMISSION SYSTEM  
STATEMENT OF REVENUE AND EXPENSES FOR THE EIGHT MONTHS ENDED AUGUST 31, 2014**

	T-M	NH-L	I-78	E-P	P-C	DWG	M-M	SDTS	NDTS	ADM	TOTAL 2014	% of Revenue	TOTAL 2013	% of Revenue
<b>TOLL REVENUE</b>														
Net Toll Revenue	9,757,487	2,036,629	37,376,212	5,807,512	1,533,664	20,559,879	1,033,657	-	-	-	78,104,940		78,459,879	13.95%
EZPass Fee	104,760	30,405	156,233	71,321	12,429	133,500	15,155	-	-	-4,357	518,160		572,515	0.39%
Net Violation Fee Income	152,093	51,974	719,765	(115,961)	(199,254)	337,658	25,299	-	-	-	800,574		1,168,250	0.23%
<b>REVENUE FROM TOLLACTIVITY</b>	\$ 10,014,339	\$ 2,119,008	\$ 38,252,210	\$ 5,762,872	\$ 1,355,838	\$ 21,031,058	\$ 1,074,111	\$ -	\$ -	\$ -	\$ 79,603,674		\$ 80,200,634	1.88%
<b>OPERATING EXPENSE</b>														
Regular Employee Salaries	978,674	676,078	1,296,063	1,004,911	451,926	1,403,666	496,825	1,115,955	982,825	2,762,498	11,168,523	14.03%	11,195,368	14.03%
Part-Time Employee Wages	72,274	4,101	48,469	69,075	23,900	78,116	31,169	-	-	11,569	338,704	0.43%	315,002	0.39%
Summer Employee Wages	21,443	-	8,398	23,903	-	11,640	79,331	-	-	11,904	79,331	0.10%	84,919	0.11%
Overtime Wages	14,263	23,657	43,208	29,912	17,339	36,574	20,592	24,164	30,804	15,948	256,453	0.32%	172,895	0.23%
Pension Contributions	164,198	102,421	209,675	177,998	77,719	250,678	82,086	172,958	146,679	479,549	1,863,775	2.34%	1,341,972	1.68%
FICA Contributions	82,928	53,856	106,114	85,624	37,703	115,654	42,537	76,262	76,262	255,836	942,497	1.18%	939,321	1.17%
Regular Employee Healthcare Benefits	505,800	307,089	685,668	483,756	234,371	744,721	225,226	621,406	506,067	1,042,695	5,345,800	6.72%	5,036,265	6.28%
Life Insurance Benefits	6,813	4,156	9,432	7,246	3,110	9,573	2,908	7,234	5,702	23,199	79,373	0.10%	76,502	0.10%
Unemployment Compensation Benefits	-	-	-	-	-	-	-	-	-	9,999	9,999	0.01%	12,902	0.02%
Retirees Expense	-	-	-	-	-	-	-	-	-	1,650,000	1,650,000	2.07%	-	0.00%
Utility Expense	88,600	87,793	71,147	71,965	34,434	45,242	48,536	33,342	24,370	-	505,428	0.63%	489,116	0.61%
Office Expense	1,207	1,016	3,201	2,216	2,045	4,727	2,267	4,57	457	113,451	138,587	0.16%	124,458	0.16%
Telecommunication Expense	44,442	33,889	30,881	47,249	23,880	29,701	19,335	4,124	6,610	131,265	371,477	0.47%	354,203	0.44%
Information Technology Expense	6,875	7,665	2,660	2,300	2,300	2,300	2,300	-	-	171,579	197,979	0.25%	247,995	0.31%
Professional Development/Meetings/Membership	1,466	2,130	2,417	2,324	599	2,002	1,036	1,100	1,100	65,133	78,630	0.10%	61,785	0.08%
Vehicle Maintenance Expense and Fuel	53,006	46,247	45,214	24,769	17,808	46,372	27,484	1,482	1,632	2,894	266,908	0.34%	221,078	0.28%
Operational Maintenance Expense	101,084	68,655	60,323	87,791	42,166	74,727	51,328	26,148	19,761	722,156	722,156	0.91%	814,046	0.99%
ESS Operating Maintenance Expense	-	-	-	-	-	-	-	-	-	7,974	7,974	0.01%	8,603	0.01%
Commission Expense	-	-	-	-	-	-	-	-	-	-	-	-	-	-
Toll Collection Expense	5,111	2,250	4,286	4,554	2,390	3,844	2,237	-	-	24,773	24,773	0.03%	31,400	0.04%
Uniform Expense	2,016	681	2,047	2,031	1,397	4,212	1,486	1,749	53	145	15,817	0.02%	31,597	0.04%
Business Insurance	233,651	173,219	297,524	118,014	89,536	249,746	68,095	312,882	130,273	127,688	1,804,328	2.26%	1,794,715	2.24%
Licenses & Inspections Expense	260	260	189	148	256	180	152	455	125	3,804	2,025	0.00%	3,437	0.00%
Advertising	-	-	-	-	-	-	-	-	-	3,804	3,804	0.00%	7,660	0.01%
Professional Services	-	-	-	-	-	-	-	-	-	945,091	945,091	1.19%	524,071	0.65%
State Police Bridge Security	413,608	81,208	490,858	271,997	57,626	400,698	48,125	932,954	280,898	-	2,977,971	3.74%	2,755,526	3.44%
EZPass Equipment/Maintenance	84,138	67,533	111,678	84,138	50,463	117,806	50,164	-	-	17,708	566,894	0.71%	569,468	0.71%
General Contingency	-	-	-	-	-	-	-	-	-	-	-	-	10,283	0.01%
EZPass Operating Expense	539,765	155,198	884,261	381,853	80,785	622,515	76,603	-	-	415,889	3,076,768	3.87%	2,688,336	3.35%
<b>TOTAL OP., MAINT., &amp; ADM</b>	\$ 3,421,614	\$ 1,898,991	\$ 4,332,716	\$ 2,993,779	\$ 1,241,655	\$ 4,246,757	\$ 1,312,251	\$ 3,341,739	\$ 2,214,219	\$ 8,097,777	\$ 33,979,397	42.69%	\$ 30,314,663	37.80%
<b>NET OPERATING REVENUE</b>	\$ 6,592,726	\$ 220,007	\$ 33,919,504	\$ 2,784,093	\$ 114,184	\$ 16,775,280	\$ 238,140	\$ 634,173	\$ 2,214,219	\$ 8,098,320	\$ 45,624,277	57.31%	\$ 49,885,971	62.20%
<b>OTHER OPERATING INC/EXP</b>														
Other Operating Income	-	-	278	743	-	-	-	-	-	267,826	268,656	0.34%	69,885	0.09%
<b>TOTAL OTHER OPERATING INC</b>	\$ -	\$ -	\$ 278	\$ 743	\$ -	\$ -	\$ -	\$ -	\$ -	\$ 267,826	\$ 268,656	0.34%	\$ 69,885	0.09%
Administration Allocated Expense	(1,065,916)	(689,403)	(1,905,181)	(971,788)	(439,265)	(1,556,558)	(470,642)	(1,128,668)	(909,052)	8,715,985				
<b>NET OPERATING INC</b>	\$ 5,526,810	\$ (469,395)	\$ 32,014,323	\$ 1,812,305	\$ (325,082)	\$ 15,218,722	\$ (232,502)	\$ (470,495)	\$ (909,052)	\$ (8,448,665)	\$ 45,892,933	57.65%	\$ 49,954,976	62.29%
<b>NON-OPERATING REV/EXP</b>														
Interest Revenue	-	-	-	-	-	-	-	-	-	-	514,810	0.65%	312,751	0.39%
Other Non-Operating Revenue	-	-	-	-	-	-	-	-	-	-	-	-	13,544	0.02%
Emergency Repair	-	-	-	-	-	-	-	-	-	-	-	-	-	-
Interest Expense	-	-	-	-	-	-	-	-	-	-	(10,886,980)	-12.67%	(11,572,772)	-14.33%
Depreciation Expense	-	-	-	-	-	-	-	-	-	-	(11,702,182)	-14.70%	(9,231,741)	-11.51%
OPER Amort Expense	-	-	-	-	-	-	-	-	-	-	-	-	-	-
<b>TOTAL NON-OPERATING REV/EXP</b>											\$ (21,374,353)	-26.73%	\$ (20,478,218)	-25.53%
<b>CHANGE IN NET ASSETS</b>											\$ 24,518,580	30.93%	\$ 29,476,757	36.75%

**DELAWARE RIVER JOINT TOLL BRIDGE COMMISSION**

**Meeting of September 29, 2014**

**ADMINISTRATION**

The following Pages reflect the reports on those items assigned to the Administration Department. Each item is reported separately and page numbered accordingly.

\*\*\*

\*\*\*

**DELAWARE RIVER JOINT TOLL BRIDGE COMMISSION**

**Meeting of September 29, 2014**

**PURCHASING REPORT INDEX**

**MONTHS OF JULY AND AUGUST 2014**

<b>SUBJECT</b>	<b>DESCRIPTION</b>	<b>PAGE NUMBER</b>
Purchasing	Monthly Purchasing Report Covering the Month of July, 2014	1-4
Purchasing	Monthly Purchasing Report Covering the Month of August, 2014	5-8
Purchasing	Supplemental Monthly Purchase Report Lessors, Maintenance and Service Contracts Expiring Between September 2014 and December 2014	9-15

# DELAWARE RIVER JOINT TOLL BRIDGE COMMISSION

Meeting of September 29, 2014

## MONTHLY PURCHASING REPORT

July 2014

This report itemizes all orders for purchases made for the month of July 2014, showing the divisions chargeable for the expense and the source of authority for issuance of the purchase order. This authority is broken into three categories:

- (1) By authority of the Commission
- (2) By authority of the Executive Director or his designate
- (3) By authority of the Superintendent

The purchasing activities for the month culminated in the preparation and placement of 56 purchase orders in the total amount of \$135,162.88. To secure competitive prices on items being purchased, 44 price inquiries were sent out for 13 of the requisitions leading to purchase orders, an average of 3.38 per order ( $48/13 = 3.38$ ).

Some of the larger procurements of over \$5,000.00 during the period are shown below:

- Two Purchase Orders were issued, in the total amount of \$47,052.29, to replace damaged ESS cameras at the Trenton-Morrisville and Scudder Fall Bridges, as a result of motor vehicle accidents. Third party insurance reimbursements have been received.
- A Purchase Order was issued, in the total amount \$16,224.89, for the 2014 Capital Furniture Purchase for Commission needs.
- A Purchase Order was issued, in the total amount of \$15,500.00, for priority pier block alignment at the Washington Crossing Toll Supported Bridge.
- A Purchase Order was issued, in the total amount of \$6,362.73, for snow guards and gutters for the I-78 Toll Bridge Facility.
- A Purchase Order was issued, in the total amount of \$5,127.13, for repairs to a Sterling dump truck located at the I-78 Toll Bridge Facility.

In addition to the practices employed incidental to purchase of materials, etc., from vendors on a direct basis, the Commission also purchases via direct utilization of the purchasing processes of the State of New Jersey, the Commonwealth of Pennsylvania and other joint purchasing arrangements.

\* \* \*

**DELAWARE RIVER JOINT TOLL BRIDGE COMMISSION  
REPORT OF PURCHASING ACTIVITIES**

July 2014

PO Number	Vendor Name	General Description	Req Dept	Contract/Resolution/Comment	Commission	Director	Dist. Supt.
20140320	E-PLUS TECHNOLOGY OF PA	PRINTER TONER/IT SUPPLIES	IT			3,387.73	
20140321	TRAMMEL TESTINGS, INC.	TANK COMPLIANCE INSPECTION	EP			535.00	
20140322	STAPLES CONTRACT & COMMERCIAL, INC. CAPITAL RESERVE	2014 CAPITAL FURNITURE	MULTI	FIN-2401-12-13	16,173.66		
20140323	INTEGRITY MECHANICAL INC.	EMERGENCY HVAC REPAIR	PC			273.99	
20140324	INTEGRITY MECHANICAL INC.	EMERGENCY HVAC REPAIR	DWG			1,127.87	
20140325	INTEGRITY MECHANICAL INC.	EMERGENCY HVAC REPAIR	DWG			761.20	
20140326	INTEGRITY MECHANICAL INC.	EMERGENCY HVAC REPAIR	MM			308.61	
20140327	INTEGRITY MECHANICAL INC.	REPAIR LEAKING FUEL LINE	178			360.00	
20140328	SMITH MOTOR CO.	REPAIRS TO STERLING TRUCK	178			5,127.13	
20140329	GRAINGER	AC/HEATERS UNITS FOR TOLL-6	DWG			2,876.22	
20140330	FRIEDMAN ELECTRIC SUPPLY CO	ELECTRICAL PARTS/SUPPLIES	DWG			461.84	
20140331	GRAINGER	ELECTRICAL EQUIPMENT SUPPLIES	EP			2,675.15	
20140332	INTEGRITY MECHANICAL INC.	HVAC REPAIRS	TM			715.59	
20140333	INTEGRITY MECHANICAL INC.	HVAC REPAIRS	TM			532.00	
20140334	INTEGRITY MECHANICAL INC.	HVAC REPAIRS	TM			183.00	
20140335	INTEGRITY MECHANICAL INC.	HVAC REPAIRS	TM			348.66	
20140336	INTEGRITY MECHANICAL INC.	HVAC REPAIRS	TM			427.00	
20140337	INTEGRITY MECHANICAL INC.	HVAC REPAIRS	TM			582.00	
20140338	INTEGRITY MECHANICAL INC.	HVAC REPAIRS	TM			502.00	
20140339	INTEGRITY MECHANICAL INC.	HVAC REPAIRS	NHL			605.00	
20140340	INTEGRITY MECHANICAL INC.	HVAC REPAIRS	NHL			401.23	

\*\* BY AUTHORITY OF \*\*

**DELAWARE RIVER JOINT TOLL BRIDGE COMMISSION  
REPORT OF PURCHASING ACTIVITIES**

July 2014

PO Number	Vendor Name	General Description	Req Dept	Contract/Resolution/ Comment	Commission	Director	Dist. Supt.
20140341	CUMMINS POWER SYSTEMS INC	REPAIRS TO BACK UP GENERATOR	NHL		407.25		
20140342	MUNICIPAL MAINTENANCE CO., INC	PUMP STATION INSPECTION	I78		1,025.00		
20140343	WASTE MANAGEMENT	30 YARD ROLL OFF DUMPSTER	EP		847.49		
20140344	FYR-FYTER SALES & SERVICE, INC.	ANNL FIRE EXTINGUISHER INSPECT	DWG	NJ T-0576	813.16		
20140345	JC EHRLICH PEST CONTROL	PEST SERVICE COMPLETED APR-14	EP		243.00		
20140346	HYDRO-MARINE CONSTRUCTION CO; INC. CAPITAL RESERVE	PRIORITY PIER BLOCK ALLIGNMENT	ENG	FIN 2401-12-13	15,500.00		
20140347	STARR UNIFORM	CLOTHING FOR ENGINEERING	ENG	PA COSTARS 12	508.40		
20140348	RUTGERS UNIV CNTR FR INFRASTRUCTURE AND TRANS	TRAFFIC COORDINATOR WORKSHOP	MULTI		1,235.00		
20140349	SAFETY- KLEEN SYSTEMS, INC.	CLEANING SOLVENT-SERVICE/MTL	NHL		249.25		
20140350	FIRESTONE TIRE	TIRES - 8	PC		1,278.00		
20140351	V.E. RALPH & SONS, INC.	DEFIBRILLATOR BATTERIES	I78	PA 4400011334	549.25		
20140352	GRAINGER	TOLL DROP BOX	EP	NJ M-0002	550.00		
20140353	HOOVER TRUCK CENTER	OIL PAN 2004 STERLING	DWG		704.51		
20140354	INTEGRITY MECHANICAL INC.	HVAC REPAIRS	EP		4,486.15		
20140355	STARR UNIFORM	CLOTHING: TOLL COLLECTOR	TM	PA COSTARS 12	550.00		
20140356	STARR UNIFORM	CLOTHING: OFFICER UNIFORM	TM	PA COSTARS 12	240.00		
20140357	HOFFMAN SERVICES, INC.	VEHICLE LIFT INSPECTION	I78		250.00		
20140358	E. J. ACOSTA, INC.	FIRE DOOR INSPECTION	TM		960.00		
20140359	STARR UNIFORM	CLOTHING: ESS UNIFORM	ESS	PA COSTARS 12	854.56		
20140360	SCHNEIDER ELECTRIC BUILDING AMERICAS, INC.	REPAIR/REPLACEMENT ESS CAMERA	ESS		41,830.85		

**DELAWARE RIVER JOINT TOLL BRIDGE COMMISSION  
REPORT OF PURCHASING ACTIVITIES**

July 2014

PO Number	Vendor Name	General Description	Req Dept	Contract/Resolution/ Comment	Commission	Director	Dist. Supt.	
20140361	SCHNEIDER ELECTRIC BUILDING AMERICAS, INC.	REPAIR/REPLACEMENT ESS CAMERA	ESS		5,221.44			
20140362	FRIEDMAN ELECTRIC SUPPLY CO	ELECTRICAL SUPPLIES	MM		741.36			
20140363	EMR POWER SYSTEMS LLC	GENERATOR REPAIR	I78		701.00			
20140364	SMITH MOTOR CO.	REPAIRS TO FORD PICKUP	I78		1,119.23			
20140365	ABC SUPPLY CORP CAPITAL RESERVE	SNOW GUARDS & GUTTERS	I78	FIN-2401-12-13	8,085.11			
20140366	GRAINGER	HORIZONTAL BAND SAW	I78		1,355.68			
20140367	INTEGRITY MECHANICAL INC.	HVAC REPAIRS	TM		2,132.95			
20140368	JW SCOTT	REPAIRS TO FUEL TANK	TM		174.00			
20140369	NATIONAL ELEVATOR INSPECTION	ELEVATOR INSPECTION	NHL		85.80			
20140370	SERVICE TIRE TRUCK CENTERS- TANNERSVILLE	TIRES - 8	DWG		1,129.56			
20140371	ORION SFTY PROD/STANDARD FUSEE	ROADWAY FLARES	DWG	PA 4400008469	174.24			
20140374	INTEGRITY MECHANICAL INC.	HVAC REPAIR	EP		827.26			
20140378	FIRESTONE TIRE	TIRES - 8	DWG		902.56			
20140379	EARTHBORNE INC.	REPAIRS TO LOADER	I78		598.14			
20140380	BERGEY'S TIRE	TRUCK TIRE & MOUNTING	I78		467.80			
<b>Authority Totals:</b>							<b>\$39,758.77</b>	<b>\$95,144.31</b>
<b>Grand Total:</b>							<b>\$135,162.88</b>	<b>\$259.80</b>

Purchase Order Count: 56

# DELAWARE RIVER JOINT TOLL BRIDGE COMMISSION

Meeting of September 29, 2014

## MONTHLY PURCHASING REPORT

August 2014

This report itemizes all orders for purchases made for the month of August 2014, showing the divisions chargeable for the expense and the source of authority for issuance of the purchase order. This authority is broken into three categories:

- (1) By authority of the Commission
- (2) By authority of the Executive Director or his designate
- (3) By authority of the Superintendent

The purchasing activities for the month culminated in the preparation and placement of 44 purchase orders in the total amount of \$111,317.35. To secure competitive prices on items being purchased, 49 price inquiries were sent out for 22 of the requisitions leading to purchase orders, an average of 2.22 per order ( $49/22 = 2.22$ ).

Some of the larger procurements of over \$5,000.00 during the period are shown below:

- A Purchase Order was issued, for ESS WAN Services from Verizon for the period July 2014, in the total amount of \$19,511.09.
- A Purchase Order was issued, for Guide Rail and Attenuator Replacement Services at the I-78 Toll Bridge Facility, as a result of a motor vehicle accident, in the total amount of \$11,625.00. Insurance reimbursement has been received.
- A Purchase Order was issued, at the request of IT for the upgrade to the Solar Winds network performance monitor, in the total amount of \$8,396.25.
- A Purchase Order was issued, for the new ESS Camera installation at the Portland-Columbia Toll Bridge Facility under our maintenance contract with Schneider Electric, in the total amount of \$8,173.00.
- A Purchase Order was issued, for snow plow parts at the Delaware Water Gap Toll Bridge Facility, in the total amount of \$6,167.81.

In addition to the practices employed incidental to purchase of materials, etc., from vendors on a direct basis, the Commission also purchases via direct utilization of the purchasing processes of the State of New Jersey, the Commonwealth of Pennsylvania and other joint purchasing arrangements.

\* \* \*

**DELAWARE RIVER JOINT TOLL BRIDGE COMMISSION  
REPORT OF PURCHASING ACTIVITIES**

August 2014

PO Number	Vendor Name	General Description	Req Dept	Contract/Resolution/ Commitment	Commission	Director	Distr. Supt.
20140372	EQUIPMENT TRADE SERVICE CO INC	UNDERCARRIAGE CLEANER	I78		1,335.02		
20140373	GRAINGER	HYDRAULIC TRUCK JACKS - 2	I78		2,039.94		
20140375	BERGEY'S TIRE	TIRES - 12	EP	PA 4400008516	3,932.28		
20140376	BERGEY'S TIRE	TIRES-6	DWG		1,728.60		
20140377	ABC SUPPLY CORP CAPITAL RESERVE	CHICKEN LADDER	I78	FIN 2401-12-13	858.14		
20140381	BETHEL BINDERY, INC	BINDING OF COMMISSION MINUTES	TM		746.90		
20140382	ID WHOLESALER	ID BADGE LANYARDS & REELS	ESS		1,760.00		
20140383	GRAINGER	BRINE MAKER PARTS	TM		1,218.52		
20140384	FRIEDMAN ELECTRIC SUPPLY CO	ELECTRICAL SUPPLIES	I78		1,525.39		
20140385	TRI-COUNTY PETROLEUM	55 GALLON DRUM-OIL	DWG	PA 400006868	460.50		
20140386	SCHNEIDER ELECTRIC BUIDING AMERICAS, INC.	NEW PTZ CAMERA AT PC	ESS		8,173.00		
20140387	VERIZON BUSINESS	ESS WAN SERVICES	ESS		19,311.09		
20140388	INTEGRITY MECHANICAL INC.	HVAC REPAIRS	TM		560.00		
20140389	ADVANCED MICRO COMPUTER SPECIALISTS INC.	NETILLA APPLIANCE UPGRADE	IT		3,874.00		
20140390	DELL MARKETING LP	LAPTOP UPGRADES	IT	PA COSTARS 3	3,990.18		
20140391	SMART GOVERNMENT SERVICES	BACKUPEXEC MAINT. RENEWAL	IT	PA COSTARS 6	3,061.98		
20140392	SHI INTERNATIONAL CORP.	IT SECURITY SCANNER RENEWAL	IT	NI 77560	1,200.00		
20140393	DELL MARKETING LP	IT SUPPLIES	IT	PA COSTARS 3	1,044.88		
20140394	EARTHBORNE INC.	SEAL KIT FOR BACKHOE	DWG		490.19		
20140395	HORNS OUTDOOR, INC.	LAWN MOWERS - 2	I78		670.00		
20140396	SHERWIN WILLIAMS	LINELAZER PAINT MACHINE	I78		4,053.33		

DELAWARE RIVER JOINT TOLL BRIDGE COMMISSION  
 REPORT OF PURCHASING ACTIVITIES

August 2014

PO Number	Vendor Name	General Description	Req Dept	Contract/Resolution/ Comment	Commission	Director	Dist. Supt.
20140397	STARR UNIFORM	CLOTHING: TOLL COLLECTOR	I78	PA COSTARS 12	1,332.98		
20140398	STARR UNIFORM	CLOTHING: OFFICER	I78	PA COSTARS 12	563.72		
20140399	STARR UNIFORM	CLOTHING: ESS	ESS	PA COSTARS 12	558.26		
20140400	CDW-G	HARD DRIVE SUPPLY	IT		530.00		
20140401	GOVCONNECTION, INC.	CRYSTAL SOFTWARE MAINT. RENWAL	IT	PA COSTARS 6	1,645.00		
20140402	CRAFT OIL CORP.	MOTOR & HYDRAULIC OILS	EP	NJ T0097	1,260.90		
20140403	JAMAR TECHNOLOGIES INC	US ROBOTICS MODEM	SDTS		585.00		
20140405	MONTAGE ENTERPRISES	REPAIRS TO JOHN DEERE TRACTOR	I78		389.95		
20140406	CUMMINS-ALLISON CORPORATION	REPAIRS TO BANKING MACHINE	I78		550.26		
20140407	STARR UNIFORM	CLOTHING: MAINTENANCE	I78	PA COSTARS 12	823.95		
20140408	ALTEC INDUSTRIES	LIFT TRUCK INSPECTION	TM		862.57		
20140409	LACAL EQUIPMENT, INC.	SNOW PLOW PARTS	DWG		6,167.81		
20140410	CRAFT OIL CORP.	MOTOR OIL / ANTI-FREEZE	I78		1,178.43		
20140411	TIMMERMAN EQUIPMENT COMPANY	VEHICLE & EQUIPMENT FILTERS	EP		1,582.34		
20140412	SOLARWINDS, INC.	NETWORK MONITORING LIC UPGRADE	IT		8,396.25		
20140413	GRAPHICS SOLUTIONS	EXPO BANNERS/TABLE COVER	COMPLIAN		2,968.33		
20140414	EQUIPMENT TRADE SERVICE CO INC	UNDERCARRIAGE CLEANER	EP		1,335.02		
20140415	GRAINGER	ROTARY SWEEPER	EP	NJ M0002	4,079.65		
20140416	CUMMINS-ALLISON CORPORATION	MAINTENANCE ON CASH COUNTER	TM		293.93		
20140417	FYR-FYTER SALES & SERVICE, INC.	FIRE EXTINGUISHER INSPECTIONS	EP	NJ T0576	358.92		
20140418	J. FLETCHER CREAMER & SONS, INC	GUIDE RAIL & ATTENUATOR REPLCMN	I78		11,625.00		

**DELAWARE RIVER JOINT TOLL BRIDGE COMMISSION  
REPORT OF PURCHASING ACTIVITIES**

August 2014

PO Number	Vendor Name	General Description	Req Dept	Contract/Resolution/ Comment	Commission	Director	Dist. Supt.
20140419	LEHIGH VALLEY PETROLEUM	REPAIRS TO DIESEL PUMP	178		245.14		
20140420	KENCOR ELEVATOR SYSTEMS	5-YEAR ELEVATOR INSPECTION	TM			1,750.00	
<b>Purchase Order Count: 44</b>							
<b>AUTHORITY TOTALS:</b>					<u>\$12,483.14</u>	<u>\$98,834.21</u>	<u>\$0.00</u>
<b>GRAND TOTAL:</b>					<u>\$111,317.35</u>		

**DELAWARE RIVER JOINT TOLL BRIDGE COMMISSION**

**Meeting of September 29, 2014**

**SUPPLEMENTAL MONTHLY PURCHASING REPORT  
LESSORS, MAINTENANCE AND SERVICE CONTRACTS  
EXPIRING BETWEEN SEPTEMBER 2014 AND DECEMBER 2014**

As requested by Commission Members at the August 31, 1998 meeting, reproduced hereunder are all lessors, maintenance and service contracts that will expire within a three-month period, for the reporting months of September, 2014 through December, 2014.

A compendium of existing lessors, maintenance and service contracts has been transmitted to all Commission Members under separate cover.

\*\*\*

\*\*\*

**DELAWARE RIVER JOINT TOLL BRIDGE COMMISSION**

**MEETING OF SEPTEMBER 29, 2014**

**LESSOR'S, MAINTENANCE AND SERVICE CONTRACTS**

<b>TRENTON-MORRISVILLE TOLL BRIDGE</b>			
<b>VENDOR</b>	<b>PAYMENT AMOUNT</b>	<b>DESCRIPTION OF SERVICES</b>	<b>PAYMENT/CONTRACT PERIOD</b>
International Salt Company LLC	\$29,078.84	Sodium Chloride Rock Salt	1/1/2014 through 12/31/2014
Quench	\$1,591.80	Service Contract (5) Water Coolers	1/1/2014 through 12/31/2014
American Tower Corp.	\$13,788.00	Tower Rental	1/1/2014 through 12/31/2014
Kencor Elevator Systems	\$3,228.00	Maintenance Contract for Elevator	1/1/2014 through 12/31/2014
Garda CL Atlantic	\$542.90	Armored Car Service	1/1/2014 through 5/31/14
ISOBunkers, LLC	\$27,995.00	Fuel Oil	1/1/2014 through 12/31/2014
ISOBunkers, LLC	\$22,000.00	Diesel Fuel	1/1/2014 through 12/31/2014
ISOBunkers, LLC	\$22,068.75	Gasoline	1/1/2014 through 12/31/2014
Waste Management	\$6,552.00	Municipal Waste & Recycling Service	1/1/2014 through 12/31/2014
Century Pest	\$280.00	Service Contract for Spider & Ant Control	1/1/2014 through 10/31/2014
EMR	\$2,275.00	Preventative Maintenance and Inspection of HVAC System	6/1/2014 through 10/31/2014

**DELAWARE RIVER JOINT TOLL BRIDGE COMMISSION**

**MEETING OF SEPTEMBER 29, 2014**

**LESSOR'S, MAINTENANCE AND SERVICE CONTRACTS**

<b>NEW HOPE-LAMBERTVILLE TOLL BRIDGE</b>			
<b>VENDOR</b>	<b>PAYMENT AMOUNT</b>	<b>DESCRIPTION OF SERVICES</b>	<b>PAYMENT/CONTRACT PERIOD</b>
Quench	\$955.08	Service Contract for (3) Water Coolers	1/1/2014 through 12/31/2014
Crystal Springs Inc.	\$223.63	Service Contract for Bottled Water for District I Toll-Supported Bridges	1/1/2014 through 12/31/2014
Kencor Elevator Systems	\$1,512.00	Maintenance Contract for Elevator	1/1/2014 through 12/31/2014
International Salt Company LLC	\$31,477.55	Sodium Chloride Rock Salt	1/1/2014 through 12/31/2014
ISOBunkers, LLC	\$28,737.50	Diesel Fuel	1/1/2014 through 12/31/2014
ISOBunkers, LLC	\$44,591.25	Fuel Oil	1/1/2014 through 12/31/2014
ISOBunkers, LLC	\$22,000.00	Gasoline	1/1/2014 through 12/31/2014
Garda CL Atlantic	\$300.24	Armored Car Service	1/1/2014 through 5/31/2014
Waste Management	\$3,952.00	Municipal Waste Service Contract	1/1/2014 through 12/31/2014
S & G Water Conditioning	\$1,000.00	Water Testing for NHL	1/1/2014 through 12/31/2014
Century Pest	\$42.00	Service Contract for Spider & Ant Control	6/1/2014 through 10/31/2014
EMR	\$2,000.00	Preventative Maintenance and Inspection of HVAC System	6/1/2014 through 10/31/2014
Cascade	\$529.20	Service Contract for Water Treatment	1/1/2014 through 12/31/2014
Tilley	\$580.00	Testing of Fire Alarm Signaling System	6/1/2014 through 10/31/2014

**DELAWARE RIVER JOINT TOLL BRIDGE COMMISSION**

**MEETING OF SEPTEMBER 29, 2014**

**LESSOR'S, MAINTENANCE AND SERVICE CONTRACTS**

<b>EASTON-PHILLIPSBURG TOLL BRIDGE</b>			
<b>VENDOR</b>	<b>PAYMENT AMOUNT</b>	<b>DESCRIPTION OF SERVICES</b>	<b>PAYMENT/CONTRACT PERIOD</b>
Industrial Commercial Communications	\$17,030.04	Lease Agreement for Radio Tower Site located in Gravel Hill, New Jersey (Hunterdon County) (Monthly Payments of \$1,419.17)	1/1/2014 through 12/31/2014
Quench	\$1,273.4	Water Cooler Contract	1/1/2014 through 12/31/2014
Otis Elevator	\$1,800.00	Maintenance Contract for Elevator	1/1/2014 through 12/31/2014
ISOBunkers, LLC	\$19,305.00	Diesel Fuel	1/1/2014 through 12/31/2014
ISOBunkers, LLC	\$17,297.50	Gasoline	1/1/2014 through 12/31/2014
Shammy Shine	\$1,500.00	Car Wash Service for NJ Clean Water Act	1/1/2014 through 12/31/2014
Garda CL Atlantic	\$467.90	Armored Car Service	1/1/14 through 5/31/14
International Salt Company LLC	\$22,942.23	Sodium Chloride Rock Salt	1/1/2014 through 12/31/2014
J.C. Ehrlich	\$420.00	Service Contract for Spider & Ant Control	6/1/2014 through 10/31/2014
EMR	\$350.00	Preventative Maintenance and Inspection of HVAC System	6/1/2014 through 10/31/2014
Tilley	\$562.00	Annual Fire Alarm Testing and Inspection	6/1/2014 through 10/31/2014

**DELAWARE RIVER JOINT TOLL BRIDGE COMMISSION**

**MEETING OF SEPTEMBER 29, 2014**

**LESSOR'S, MAINTENANCE AND SERVICE CONTRACTS**

**I-78 TOLL BRIDGE**

<b>VENDOR</b>	<b>PAYMENT AMOUNT</b>	<b>DESCRIPTION OF SERVICES</b>	<b>PAYMENT/CONTRACT PERIOD</b>
Quench	\$955.08	Service contract (3) Water Coolers	1/1/2014 through 12/31/2014
ISOBunkers, LLC	\$16,995.00	Gasoline	1/1/2014 through 12/31/2014
ISOBunkers, LLC	\$49,995.00	Fuel Oil	1/1/2014 through 12/31/2014
ISOBunkers, LLC	\$34,993.75	Diesel Fuel	1/1/2014 through 12/31/2014
Kencor Elevator Systems	\$1,512.00	Maintenance Contract for Elevator	1/1/2014 through 12/31/2014
Garda CL Atlantic	\$772.90	Armored Car Service	1/1/2014 through 5/31/2014
International Salt Company LLC	\$72,665.70	Sodium Chloride Rock Salt	1/1/2014 through 12/31/2014
Chrin Hauling	\$3,955.50	Municipal Waste Service Contract	1/1/2014 through 12/31/2014
J.C. Ehrlich	\$455.00	Service Contract for Spider and Ant Control	6/1/2014 through 10/31/2014
Tilley	\$423.88	Annual Fire Alarm Testing and Inspection	6/1/2014 through 10/31/2014
Simplex Grinnell	\$300.50	Maintenance Contract for Master Clock	1/1/2014 through 12/31/2014
EMR	\$1,995.00	Preventative Maintenance and Inspection of HVAC System	6/1/2014 through 10/31/2014

**DELAWARE RIVER JOINT TOLL BRIDGE COMMISSION**

**MEETING OF SEPTEMBER 29, 2014**

**LESSOR'S, MAINTENANCE AND SERVICE CONTRACTS**

<b>PORTLAND-COLUMBIA TOLL BRIDGE</b>			
<b>VENDOR</b>	<b>PAYMENT AMOUNT</b>	<b>DESCRIPTION OF SERVICES</b>	<b>PAYMENT/CONTRACT PERIOD</b>
ISOBunkers, LLC	\$3,492.50	Gasoline	1/1/2014 through 12/31/2014
ISOBunkers, LLC	\$23,993.75	Fuel Oil	1/1/2014 through 12/31/2014
ISOBunkers, LLC	\$8,992.50	Diesel Fuel	1/1/2014 through 12/31/2014
Quench	\$636.72	Service Contract (2) Water Coolers	1/1/2014 through 12/31/2014
Cargill Incorporated	\$27,975.49	Sodium Chloride Rock Salt	1/1/2014 through 12/31/2014
Garda CL Atlantic	\$251.59	Armored Car Service	1/1/2014 through 5/31/14
Waste Management	\$1,040.00	Municipal Waste Service Contract	1/1/2014 through 12/31/2014
International Salt	\$23,658.06	Sodium Chloride Rock Salt	1/1/2014 through 12/31/2014
EMR	\$315.00	Preventative Maintenance and Inspection of HVAC System	6/1/2014 through 10/31/2014
Aim	\$385.00	Service Contract for Spider and Ant Control	6/1/2014 through 10/31/2014
Tilley	\$341.96	Annual Fire Alarm Testing and Inspection	6/1/2014 through 10/31/2014

**DELAWARE RIVER JOINT TOLL BRIDGE COMMISSION**

**MEETING OF SEPTEMBER 29, 2014**

**LESSOR'S, MAINTENANCE AND SERVICE CONTRACTS**

<b>DELAWARE WATER GAP TOLL BRIDGE</b>			
<b>VENDOR</b>	<b>PAYMENT AMOUNT</b>	<b>DESCRIPTION OF SERVICES</b>	<b>PAYMENT/CONTRACT PERIOD</b>
Quench	\$1,591.80	Service Contract (5) Water Coolers	1/1/2014 through 12/31/2014
ISOBunkers, LLC	\$11,000	Gasoline	1/1/2014 through 12/31/2014
ISOBunkers, LLC	\$16,995.00	Diesel Fuel	1/1/2014 through 12/31/2014
ISOBunkers, LLC	\$31,996.25	Fuel Oil	1/1/2014 through 12/31/2014
Garda CL Atlantic	\$407.90	Armored Car Service	1/1/14 through 5/31/14
Waste Management	\$2,080.00	Municipal Waste Service Contract	1/1/2014 through 12/31/2014
Cargill Incorporated	\$37,949.86	Sodium Chloride Rock Salt	1/1/2014 through 12/31/2014
EMR	\$2,060.00	Preventative Maintenance and Inspection of HVAC System	6/1/2014 through 10/31/2014
Aim	\$455.00	Service Contract for Spider and Ant Control	6/1/2014 through 10/31/2014
Tilley	\$416.52	Annual Fire Alarm Testing and Inspection	6/1/2014 through 10/31/2014

**DELAWARE RIVER JOINT TOLL BRIDGE COMMISSION**

**MEETING OF SEPTEMBER 29, 2014**

**LESSOR'S, MAINTENANCE AND SERVICE CONTRACTS**

<b>MILFORD-MONTAGUE TOLL BRIDGE</b>			
<b>VENDOR</b>	<b>PAYMENT AMOUNT</b>	<b>DESCRIPTION OF SERVICES</b>	<b>PAYMENT/CONTRACT PERIOD</b>
ISOBunkers, LLC	\$5,500.00	Gasoline	1/1/2014 through 12/31/2014
ISOBunkers, LLC	\$16,390.00	Fuel Oil	1/1/2014 through 12/31/2014
ISOBunkers, LLC	\$9,487.50	Diesel Fuel	1/1/2014 through 12/31/2014
Quench	\$636.72	Service Contract (2) Water Coolers	1/1/2014 through 12/31/2014
Garda CL Atlantic	\$316.59	Armored Car Service	1/1/2014 through 5/31/2014
Cargill Incorporated	\$28,978.82	Sodium Chloride Rock Salt	1/1/2014 through 12/31/2014
Waste Management	\$1,456.00	Municipal Waste Service Contract	1/1/2014 through 12/31/2014
Aim	\$385.00	Service Contract for Spider and Ant Control	6/1/2014 through 10/31/2014
EMR	\$395.00	Preventative Maintenance and Inspection of HVAC System	6/1/2014 through 10/31/2014
Tilley	\$341.96	Annual Fire Alarm Testing and Inspection	6/1/2014 through 10/31/2014

Delaware River Joint Toll Bridge Commission  
Meeting of September 29, 2014

**E-Z PASS REPORT  
CUSTOMER SERVICE CENTER/VIOLATIONS PROCESSING CENTER OPERATIONS (CSC/VPC)  
REPORT FOR THE E-ZPASS SYSTEM  
JULY-AUGUST 2014**

<b>SUBJECT</b>	<b>DESCRIPTION</b>	<b>PAGE NUMBER</b>
<b>E-ZPass CSC/VPC Operations Report</b>	<b>E-ZPass CSC/VPC Operations Report July-August</b>	<b>1-3</b>

**E-Z PASS REPORT  
CUSTOMER SERVICE CENTER/VIOLATIONS PROCESSING CENTER OPERATIONS (CSC/VPC)  
REPORT FOR THE E-ZPASS SYSTEM  
JULY-AUGUST 2014**

E-ZPass Migrated Account and Transponder Information as reported by Xerox State and Local Solutions, Inc. (CSC/VPC Provider)

Total Number of Migrated DRJTBC and NJ CSC E-ZPass Accounts

Business Accounts	Private Accounts	Total Number of Migrated Accounts	Total Number of NJ CSC Active Accounts
1,654	77,339	78,993	2,963,097

Total Number of Migrated DRJTBC (029) Transponders and NJ CSC E-ZPass Transponders

Business Account Transponders	Private Account Transponders	Total Number of Migrated Transponders	Total Number of NJ CSC Active Transponders
9,228	131,323	140,551	4,846,228

The Commission is able to identify 78,993 migrated accounts through a prefix account number (60000). This number will precede the 4-digit account assigned to these accounts.

Delaware River Joint Toll Bridge Commission  
Meeting of September 29, 2014

**E-Z PASS REPORT  
CUSTOMER SERVICE CENTER/VIOLATIONS PROCESSING CENTER (CSC/VPC) OPERATIONS  
REPORT FOR THE E-ZPASS SYSTEM  
JULY-AUGUST 2014**

E-ZPass Department Call Activity	Total Calls for July-August
<b><i>CSC/VPC Inquiries</i></b>	<b>1,664</b>
Replenishment Inquiries	356
Billing Inquiries	115
Account Modification Requests	485
Requests to Close Account	10
Violation Notification Inquires	146
Website Inquiries	23
Cash Lane Violation Inquiries	246
Violation Payments	283
<b><i>General Commission Inquiries</i></b>	
Calls referred to Other Departments (H.R., Eng., ESS)	19
<b>TOTAL NUMBER OF CALLS</b>	<b>1,683</b>

The E-ZPass Customer Service Center/Violation Processing Center (CSC/VPC) migration and account modification inquiries resulted in an increase in calls in July and August.

**E-Z PASS REPORT  
CUSTOMER SERVICE CENTER/VIOLATIONS PROCESSING CENTER (CSC/VPC) OPERATIONS  
REPORT FOR THE E-ZPASS SYSTEM  
JULY-AUGUST 2014**

New Jersey Customer Service Center (NJ CSC) Project Status Meeting

Delaware River Bay Authority (DRBA) is hosting a Project Status Meeting on September 19, 2014. Agency representatives will host and alternate locations moving forward.

Violations for Cash Patrons Update

The Commission's previous E-ZPass CSC/VPC installed a filter in 2010 to remove violations for Class 1 vehicles that occurred in the mixed mode lanes. A similar filter was not deployed when the Commission's CSC/VPC transitioned to the NJ CSC resulting in violations issued to cash patrons in mixed mode lanes.

On June 26, 2014 at 12:00 PM, the New Jersey Customer Service Center (NJ CSC) installed an interim-no cost-MIXED MODE LANE filter option. The CSC filter removes violations for all vehicle classes in the mixed-mode lanes. The location of the filter is after the VTOLL/ITOLL process. The NJ CSC will provide the Commission with a report that identifies the number of filtered violation transactions by bridge including vehicle classification associated with these violation transactions.

TransCore is preparing a proposal representing a revision in the system to keep the transaction open until the entire vehicle passes under the overhead laser scanner. This would provide the toll collector additional time to press the TOLL PAID button.

Violation and DVAS Camera Image Review

The E-ZPass Department is performing a daily review of violation cameras in District I, II and III. The purpose of this review is to confirm that all cameras are capturing and transmitting clear license plate images. If issues are detected, notification is provided to the in-lane vendor (Xerox) and a Field Service Technician (FST) is dispatched to the appropriate location in order to address and correct the issue. This ongoing violation camera image review process is in place as an effort to reduce the number of rejected images reported by the NJ CSC Image Review Team. A similar review is in place to confirm that DVAS cameras are capturing clear images of vehicles.

IAG Reciprocity Committee and IAG PR& Marketing Committee

Continue to represent the Commission at the IAG Reciprocity, PR & Marketing Committee Meetings and New Jersey Customer Service Center Project Status Meetings.

**DELAWARE RIVER JOINT TOLL BRIDGE COMMISSION**  
**Meeting of September 29, 2014**

**ELECTRONIC TOLL COLLECTION PROGRAM**

**MONTH OF JULY AND AUGUST 2014**

<b>SUBJECT</b>	<b>DESCRIPTION</b>	<b>PAGE NUMBER</b>
ETC PROGRAM	Electronic Toll Collection Program Report	1-3

**DELAWARE RIVER JOINT TOLL BRIDGE COMMISSION**  
**Meeting of September 29, 2014**

**ELECTRONIC TOLL COLLECTION PROGRAM**  
**MONTH OF JULY AND AUGUST 2014**

The following items were recently initiated, accomplished or performed during the above noted month:

Activities for the In-Lane Toll System

1. Xerox continues to perform preventative maintenance for the electronic toll collection system and violation enforcement system. Xerox technicians have been focusing on adjusting the violation enforcement system cameras in an effort to improve image quality and reduce rejection rates.
2. The toll data from the conventional toll lanes is archived on a separate dedicated Commission database that is maintained by the IT Department. The data from the ORT lanes is currently not being displayed in the reports developed from this database. Commission Staff received a revised draft scope of work from Xerox to revise the reports and automate the transfer of the ORT data to this database and comments were submitted. Xerox is preparing a price proposal for this effort.
3. The Commission and Xerox executed a change order to increase processing time for a cash transaction in the conventional toll lanes. The transaction period will be open until the end of the vehicle reaches the overhead laser scanner. This will provide the toll collectors with additional time to press the toll paid button and reducing the number of false violations. Software coding is underway.
4. Commission staff is working with Xerox to finalize their proposal for continued operation/maintenance service for five (5) option years beyond the current contract completion date of November 1, 2014. Additionally, a separate agreement will be prepared for TransCore to maintain the software of the legacy toll system. A summary statement will be presented at the September Commission Meeting.
5. Xerox is acquiring the annual 2014 spare parts/consumables as required by the purchase order that was issued by Commission Staff.
6. Commission Staff and Xerox are preparing the 2015 annual spare parts budget.

Activities for the E-ZPass Customer Service Center/Violation Processing Center

1. ETC is providing continued operation of the violation processing center on a month to month basis. This activity includes processing violations that have reached the collection agency.

**DELAWARE RIVER JOINT TOLL BRIDGE COMMISSION**  
**Meeting of September 29, 2014**

2. Commission staff prepared refund checks for all companion accounts that were closed prior to the migration of the Customer Service Center. The checks will be issued in September 2014.

General Electronic Toll Collection Program Activities

1. Commission Staff participated in the IAG E-ZPass Policy, Screening and the Executive Management Committee meetings.
2. The Commission hosted the IAG August 2014 IAG EMC workshop.

**DELAWARE RIVER JOINT TOLL BRIDGE COMMISSION**

**Meeting of September 29, 2014**

**CONTRACT COMPLIANCE REPORT**

**Months of July and August 2014**

<b>SUBJECT</b>	<b>DESCRIPTION</b>	<b>PAGE NUMBER</b>
<b>Contract Compliance Program Operations Report</b>	<b>Operations Report July and August 2014</b>	<b>1-4</b>

# **DELAWARE RIVER JOINT TOLL BRIDGE COMMISSION**

**Meeting of September 29<sup>th</sup>, 2014**

## **CONTRACT COMPLIANCE REPORT**

**Months of July and August 2014**

During the months of July and August, 2014 the Contract Compliance Department made great strides in getting the Professional Services guidelines on the Commission's Website under the Doing Business link. The guidelines were reviewed by the Executive Director Joseph Resta, Chief Administrative Officer Arnold Conoline and Chief Engineer Roy Little to ensure that the document complements the Engineering guidelines. The website posting of the Contract Compliance professional Services guidelines coincided with the August 1, 2024 Engineering Department website posting of the Request for Proposals (RFP) for Professional Engineering Services - Buildings Construction Management Services Task Order Agreement Contract No. C-657A (a Pennsylvania Assignment).

In coordination with Deputy Executive Director of Communication Joseph Donnelly, the Contract Compliance Department developed a Contract Compliance Brochure and 2 Contract Compliance Department retractable banner displays to be used for outreach events in an effort to increase IBEs participation in the contract compliance program as well as to expand the IBEs database.

The Contract Compliance Department along with Mr. Resta and Mr. Conoline met with Nancy Myers, President of QWIC Inc. to discuss her input in providing information on industry tools and applications that can assist in the development of Contractor/Consultant database, compliance and monitoring of the program.

- ❖ The CCD Director attended the Engineering meeting for Contract Number C-639A Trenton/Morrisville Toll Bridge and Lower Trenton Toll Supported Bride Roadway Project.
- ❖ The CCD Director attended the C-629A oral interviews for the Construction Management Services.
- ❖ The CCD Project Manager attended the preconstruction meeting for contract number T-639A Trenton-Morrisville Toll Bridge Approach Roadways Improvements.
- ❖ The CCD Director and Manager participated in the monthly Progress Meeting for Contract C-566A, Portland-Columbia Toll Bridge Approach Roadways Improvements Project.
- ❖ The CCD Manager attended the kickoff meeting for the C-629A for the Construction Management Services.
- ❖ The CCD Director attended the T-437A Easton-Phillipsburg project Biweekly Progress Review meeting.
- ❖ The CCD Director and Manager participated in the coordination of the C-660A Scudders Falls Bridge Replacement Pre-Proposal meeting.

Delaware River Joint Toll Bridge Commission  
Meeting of September 29, 2014

- ❖ The CCD attended the Greater Philadelphia Latino Chamber of Commerce Business to Business exchange event.
- ❖ In the month of July 2014, contract number C-629A Construction Management Services engineering project was approved by the Commissioners.
- ❖ The total amount of contracts awarded under the Capital Program and having MWSBE requirements is Seventy-six (76), of that, forty-five (45) contracts have been completed to date and thirty-three (33) remain open for both programs. One hundred thirty-one (131) Minority, Women, & Small Businesses will participate in the Commission's MWSBE Program.
- ❖ As of today one (1) new contract has been awarded under the new CCP.
- ❖ The previous program included MBE/WBE/SBE and the goals were:
  - a. For Pennsylvania assigned Professional Services contracts the goals were 7% MBE and a 3% WBE goal.
  - b. For New Jersey assigned Professional Services contracts the goal was 25% SBE.
  - c. For Professional Services contracts with no State assignment there was a 7% MBE goal, and a 3% WBE goal.
  - d. For Capital Plan Construction Contracts there was a 7% MBE goal and a 3% WBE goal.
- ❖ The new Contract Compliance target of 25% was effective July 1, 2014.
- ❖ Projects that are put out for bids after July 1, 2014 will fall into the new IBE status with a projected target to be or exceed 25% IBEs participation of the total project award amount.
- ❖ Contract Compliance Department continues to monitor, update and analyze the payments for the MWSBE program with the Commission's engineering contracts with prime consultants/contractors and their sub-consultants/subcontractors.
- ❖ The CCD will is now monitoring the new target of 25% for all IBEs participation as well as attending relevant engineering meetings and doing outreach to various organizations to promote and enhance the participation of Prime Consultant and IBE sub-consultants as well as contractors and subcontractors.



Example of Calculation in 2012

Actual Payment to date \$1,381,151.36  
 Overpayment to date (-) 22,863.00  
 Expected Payment to date 1,358,288.36  
 Anticipated Payment Balance +471,506.49

**Total Projected Award Payment \$1,829,794.85 + (22, 863) = 1,852,657.85**

Open/Accounts 2014	Open/Accounts 2013	Open/Accounts 2012	Open/Accounts 2011	Open/Accounts 2010	Open/Accounts 2009	Open/Accounts 2008	
C-628A	CM-474A	C-437B	C-07-11	C-539A		C-502A	
C-639A	T-453A				C-455A		
C-627B	C-628B	C-543A		C-538A			
C-629A	DB-575A (no goal)	C-598B	C-505A	CM-472A			
C-629B	T-437A	CM-506A	C-600A				
	CM-437A	T-506A	C-506A				
	CM-543A						
	C-621A		C-599A				
	C-549AR		C-599B				
	C-627A						
<b>Closed/Accounts 2013</b>	<b>Closed/Accounts 2012</b>	<b>Closed/Accounts 2011</b>	<b>Closed/Accounts 2010</b>	<b>Closed/Accounts 2010</b>	<b>Closed/Accounts 2009</b>	<b>Closed/Accounts 2008</b>	
T-624A	TS-505A	TTS-573A	CM-447B	CM-445A	CM-498A	C-440A	
		C-474A	TS-447B	CM-442A	T-498A	C-447B	
		CM-443A	T-441A	CM-444A	C-445A		
		TS-443A	CM-440B	TTS-476A-1	C-440B		
		T-474A	C-454B	TTS-476A-2	DB-427B		
		CM-573A	TS-445A	T-472A	T-554A		
		TS-505A	T-440BR	DB-562A	CM-427B		
		C-443A	TS-442A	DB-563A	T-475A		
		C-598A		C-437A	C-453A		
					C-453B		
					C-454A		
			CM-476A	TS-444A	C-530A		

# DELAWARE RIVER JOINT TOLL BRIDGE COMMISSION

Meeting of September 29, 2014

## COMMUNICATIONS

The following Pages reflect the reports on those items assigned to the Communications Department. Each item is reported separately and page numbered accordingly.

\*\*\*

**DELAWARE RIVER JOINT TOLL BRIDGE COMMISSION**

**Meeting of September 29, 2014**

**Operation Index  
For  
Communications**

<b>SUBJECT</b>	<b>DESCRIPTION</b>	<b>PAGE NUMBER</b>
Communications	Status Report Months of July/August 2014	1-5

**DELAWARE RIVER JOINT TOLL BRIDGE COMMISSION**  
**Meeting of September 29, 2014**

**COMMUNICATIONS REPORT**  
**July/August 2014**

- **COMMISSION AWARENESS EFFORTS:**

**E-ZPass E-Mail Phishing Scam** – With assistance from the E-ZPass Group and the engineering department, the Commission issued a press release in an effort to warn customers about a sophisticated e-mail phishing scam masked as an E-ZPass toll violation notice. The Commission is one of several Northeast toll agencies that issued warnings about the con. The press release generated coverage by a variety of news outlets in the Commission's service jurisdiction.

**State Borderline at New Hope-Lambertville Bridge Unveiled** – The Maintenance Department's state line painting work at the New Hope-Lambertville Toll-Supported Bridge attracted attention in late July, which photographs in the Philadelphia Inquirer, on Facebook and local websites. The state line idea originated from a 12-year-old Lambertville youth who wrote a letter to the Commission at the end of 2013. In August, the Commission arranged photo opportunity to unveil the state line. The event included the idea-pitching kid, his parents (one of whom is a member of the Lambertville City Council), New Hope Mayor Lawrence Keller, and local historians. The Communications Department drafted and distributed a news advisory and a press release to publicize the event. The unveiling received coverage on Channel 6 in Philadelphia, Channel 69 in the Lehigh Valley, and a variety of local news photographers and reporters. The state line was painted on the bridge's walkway as part of the crossing's 200<sup>th</sup> anniversary year in 2014.

**WDVR Radio Program** – Made guest appearance on the Tempus with John Cole radio program on Hunterdon County radio station WDVR in July. Discussed the Commission's mission, its bridge network, and its capital program. Also talked about the history of two Hunterdon County bridge crossings that have their 200<sup>th</sup> anniversary years in 2014, the status of the Scudder Falls Bridge, and urging motorists to drive safely and slowly through the current construction zone for the Easton-Phillipsburg Toll Bridge Rehabilitation Project.

**Annual Report** – Continued drafting and organizing of content for the Commission's 2013 annual report which is targeted for release in the early fall. The report will feature the 75<sup>th</sup> anniversary of the Commission's first toll bridge and massive rehabilitation project that got underway at that facility last year.

**Easton-Phillipsburg Toll Bridge Rehabilitation Project** – Issued a series of travel alerts/news releases over the month to give motorists ample warning

**DELAWARE RIVER JOINT TOLL BRIDGE COMMISSION**  
**Meeting of September 29, 2014**

about overnight traffic stoppages and ramp closure changes. These communications coupled with NJ511 postings, Twitter alerts, and variable message signs gave motorists advanced notice of changing travel routes and potential traffic delays. Coverage included television news, local newspapers and radio.

- **MEDIA RELATIONS:**

**Hot Topics:** Bridge Commission's I-78 improvements cited in article on how Panama Canal's widening might impact the Lehigh Valley; Northampton Street Bridge camera footage figures November hit-and-run case guilty pleas; editorial opposes legislation proposing to name Easton-Phillipsburg Bridge after deceased soldier; Heritage Day traffic in Easton; Trenton-Morrisville approaches project contract approved; Easton-Phillipsburg project travel restrictions and ramp closure changes; disabled van shuts down Route 22 east in Easton; design contract awarded for Portland-Columbia approaches and ramps project; bond issuers loosen up on direct loan financing arrangements; Commission's 2014 audit accepted; Wilmington Trust named DRJTBC investment manager; Commission cited in article on government executives' salaries; 1964 photo of misspelled bridge sign reprinted after 50 years; Calhoun Street Bridge cited in Hunterdon Democrat bridge article; former employee Joseph R. Johnson obituary; new phase at Easton-Phillipsburg project; Upper Black Eddy seeks crime watch signs; New Hope-Lambertville state line painting; Trenton-Morrisville approaches project work begins; River Road at DWG to close for repairs; colonial wares featured at tavern near Washington Crossing Bridge; Easton Route 22 speeding crackdown; Commission part of Monroe County conference on I-80 emergencies; legislation naming Easton-Phillipsburg Bridge after deceased soldier signed; Morrisville lieutenant honored; Trenton bridge part of art exhibit; Lenape Nation treaty journeys down river; lane closures at Trenton-Morrisville suspended for Labor Day weekend; Lambertville youth unveils state line on NH-LTSB; New Hope-Lambertville 200<sup>th</sup> anniversary event set.

- **CONTRACT COMPLIANCE ACTIVITIES:**

**Finalizing of Web Page:** Worked with Director Julio Guridy, Manager Christine Baker, and Chief Engineer Roy Little in finalizing the content for a new Contract Compliance Department webpage. Reviewed and posted portrait photographs of Guridy and Baker. The page went live once the first of two program documents were fully vetted by engineering and uploaded.

**Brochure:** Worked with media consultant Brabender Cox is making final refinements to the design of an informational brochure for promoting the new Contract Compliance Program and urging use of IBEs in Commission procurements.

- **E-ZPASS ACTIVITIES:**

**Update Web Postings:** Drafted PDF notice of E-ZPass phishing scam and posted warning linking to notice on the Commission's webpage.

**DELAWARE RIVER JOINT TOLL BRIDGE COMMISSION**  
**Meeting of September 29, 2014**

- **COMMUNITY AFFAIRS:** (Please refer to Community Affairs report)
  - State Line at New Hope-Lambertville Toll Bridge:** Worked with Rich McClellan in finalizing design and template for state line on the NH-LTSB's footwalk.
  
  - Easton-Phillipsburg Toll Bridge Rehabilitation Project Outreach:** Reviewed/edited various travel-alert Twitter messages for commuters who use the Easton-Phillipsburg Toll Bridge.
  
- **CAPITAL IMPROVEMENT PROGRAM**
  - Trenton-Morrisville Approaches Project Contract** – Drafted a press release announcing start of construction activities for a three-month repair and improvement project at approach roadways and ramps in the vicinity of the Trenton-Morrisville Toll Bridge. The press release identifies potential travel restrictions motorists might encounter. The release generated coverage in daily and weekly news outlets.
  
- **WEBSITE**
  - RFP for Website Redesign/Maintenance:** Received and time stamped proposals from firms responding to the Commission's RFP for website design and hosting services. The responses have been distributed to members of a technical evaluation committee that will review and rank the proposals. Compiled detailed 37-page response to inquiries regarding the Commission's RFP in early July. The response document included answers to 60 questions submitted by potential proposers and several attachments. Drafted and posted special notice alerting potential responders to the fact that the Commission would take additional time to answer the unexpected volume of inquiries it received. For purposes of transparency, emailed the various interested firms as well.
  
  - Easton-Phillipsburg Toll Bridge Rehabilitation Project:** Updated information on the project page and the Commission's website home page.

**INTERNAL/EXTERNAL COMMUNICATIONS**

- A total of 16 press releases/travel alerts produced, distributed or posted to the website during the two-month period; nine in July and seven in August. The majority of these concerned ramp changes and traffic stoppages at the E-PTB rehab project. Other topics included the state line painted on the NH-LTSB's walkway, selection of Wilmington Trust as DRJTBC new investment management consultant, acceptance of clean 2013 audit, E-ZPass scam warning, and the start of the Trenton-Morrisville approach's project.
- Recorded 14,143 sessions (visits) to Commission's website in July and 14,299 sessions (visits) to the website in August.
- Attended meeting and answered inquiries for Document Retention and Electronic Storage Project.

**DELAWARE RIVER JOINT TOLL BRIDGE COMMISSION**  
**Meeting of September 29, 2014**

- Participated in IBTTA communications call.
- Responded to financial new reporter calls (Financial Investment News and Mandate Wire) regarding award of investment management consultant contract to Wilmington Trust.
- Conducted research on traffic apps.
- Secured historic photographs of the Centre Bridge from the Hunterdon County Historical Society for use with Commission article scheduled to run in national bridge newsletter later this year.
- Communicated with member of Scudder Falls Bridge car poling group concerned about the declining condition of the parking lot near the bridge. The group had reached out to PA Rep. Santarsiero's staff, who then reached out to Penn DOT, Upper Makefield and our agency..
- Worked with Rich McClellan and Dennis Carney of Solebury Township to set up follow-up meeting on community's Gateway Project plans.
- Attended site visit regarding local gardener's containers blocking site lines at the triangular roadway island near the Pennsylvania end of the Centre Bridge-Stockton Bridge.
- Reviewed and made final changes to sequencing slides for the Scudder Falls Bridge project.
- Attended meeting on public involvement aspects of the impending design RFP for the Scudder Falls Bridge project.
- Updated the Scudder Falls project webpage.
- Reviewed retractable banner proofs for Contract Compliance outreach.
- Attended Pike County Road Task Force meeting.
- Attended Safe 80 Task Force meeting.
- Attended Lincoln Highway presentation; later forwarded copy of photograph showing Lincoln Highway L on the Calhoun Street Bridge.
- Drafted bios for Julio Guridy and Christine Baker.
- Arranged photographer Bill Brokaw for the NH-LTSB state line unveiling through Brabender Cox.
- Took photographs in vicinity of Delaware Water Gap and Milford-Montague bridges.
- Responded to various Express-Times inquiries regarding the Easton-Phillipsburg project and related traffic issues.
- Updated home page to feature Scudder Falls Project icon and provide teaser and link to project's design RFP.
- Responded to inquiry regarding potential conversion of an old railroad bridge to a pedestrian walkway.
- Attended 200<sup>th</sup> bridge anniversary planning meeting in Lambertville.
- Resolved ownership/copyright question regarding photograph the Commission provided to TollroadsNews website.
- Reviewed and expanded various Commissioner and intranet clip packets.
- Engaged in conversations with three Delaware River photographers – Larry Ogden, Nancy Hendrickson, and Frank Zimmerman – regarding photographs for use in upcoming annual reports.

**DELAWARE RIVER JOINT TOLL BRIDGE COMMISSION**  
**Meeting of September 29, 2014**

- Secured permission from Vassar College gallery to use Daniel Garber painting of the New Hope-Lambertville Bridge as cover of historical account to be distributed at September bridge anniversary event in Lambertville.
- Participated in Delaware River Sojourn conference call.
- Forwarded Heritage Conservancy historic-preservation research paperwork regarding the NH-LTSB and former Eagle Fire Company firehouse the Commission now owns along the bridge's New Hope side.
- Conducted additional research and writing for a full historical account of the New Hope-Lambertville Toll Bridge, which will be distributed at the Lambertville Historical Society's 200<sup>th</sup> Anniversary event for the bridge on Sept. 13.

**DELAWARE RIVER JOINT TOLL BRIDGE COMMISSION**

**Meeting of September 29, 2014**

**Operation Index  
For  
Community Affairs**

<b>SUBJECT</b>	<b>DESCRIPTION</b>	<b>PAGE NUMBER</b>
Community Affairs	Community Affairs Report July – August 2014	1-3

**DELAWARE RIVER JOINT TOLL BRIDGE COMMISSION**  
**Meeting of September 29, 2014**  
**COMMUNITY AFFAIRS REPORT**  
**July-August 2014**

The following activities under the general heading of community relations/governmental affairs were recently initiated, accomplished or performed:

- ❖ Easton-Phillipsburg Toll Bridge Rehabilitation Project
  - Continued to supervise the implementation of the Twitter account for this project, including the monitoring of followers and assumed responsibility for drafting of Twitter messages
  - Participated in project progress meetings
  - Met with an Easton councilman to discuss the project and other Commission projects.
  - Routed a public information request from a local ironworkers union representative regarding the project.
  - Generated new project contact information cards to be handed out to bridge patrons who have inquiries or complaints about the project.
  
- ❖ T639A Trenton Morrisville Approach Project –
  - Drafted and distributed communications to regional elected officials and stakeholders to advise them of the project and make them aware of potential impacts the project might have on the travelling public.
  - Participated in a meeting with Morrisville Borough police officials to discuss the project and address their concerns over potential impacts to the community.
  - Participated in project progress meetings
  
- ❖ Centre Bridge Traffic Island – Continued coordination of Commission response to the placement of unapproved plantings and garden structures on the island by an outside individual. Identified the PennDOT official who granted permission to the landscaper for the installation. Communicated with that individual to develop a plan of action to address Commission concerns about the safety of the installation and have continued to follow-up with that official to secure adherence.
  
- ❖ Coordinated the Commission response to a request from Solebury Township for permission to install new traffic lane markings on the approach to the Centre Bridge Toll-Supported Bridge.
  
- ❖ Portland Columbia Approach project – Worked with project staff to become familiar with the project and to prepare and distribute communications to area elected officials on potential impacts to the travelling public in connection with then project
  
- ❖ Scudder Falls Park & Ride –
  - Coordinated Commission participation in a meeting in PA State Representative Steve Santasiero's office to discuss responsibility for ongoing maintenance and improvements to the Park & Ride area.

**DELAWARE RIVER JOINT TOLL BRIDGE COMMISSION**  
**Meeting of September 29, 2014**

- Attended and participated in the above mentioned meeting.
- Conducted deed research on the property to determine ownership of the tract in question and shared this information with senior staff.
- Reviewed and noted suggestions for the draft text of a letter expressing the Commission's interest in acquiring the Park & Ride lot from Lower Makefield Township.
  
- ❖ Responded to an inquiry from a local historical organization regarding the rehabilitation of the Riegelsville Toll-Supported bridge
  
- ❖ Scudder Falls Public Involvement - Participated in a meeting to outline public involvement parameters for the project design RFP and reviewed draft language for the public involvement section of the RFP.
  
- ❖ Responded to an inquiry from the legislative office or PA District 143 Representative Marguerite Quinn regarding a constituent complaint about a horse trailer incident on the Frenchtown Toll-Supported bridge
  
- ❖ Advised District One staff of a PennDOT traffic study at the approach to the Washington Crossing TSB.
  
- ❖ Solebury Trail –
  - Participated in a meeting with representatives of Solebury Township and their consultants regarding the construction of a new multi-use recreational trail adjacent to the Commission property near the Route 202 Toll Bridge.
  - Drafted a letter for the Executive Director that was provided to the Township in support of the project.
  
- ❖ 200<sup>th</sup> Anniversary of the New Hope-Lambertville Toll-Supported Bridge –
  - Created a template for a graphic representation of the PA-NJ border to be painted on the bridge walkway, and secured the appropriately colored paints to complete the project.
  - Provided an electronic file version of the 200<sup>th</sup> Anniversary bridge banner designed by the Department to SPLASH for use on the organizations tour boat.
  - Reviewed a draft of a tour description document to be used as a framework for the local celebration of the bridge anniversary
  - Attended the unveiling of the “state line” graphic making the boundary between the states of Pennsylvania and New Jersey.
  - Reviewed the text of a draft proclamation to mark the anniversary.
  - Initiated a research project into the original deeds and ancillary documents connected with the New Hope Delaware Bridge Company to identify the location of the original company properties in Lambertville and New Hope

**DELAWARE RIVER JOINT TOLL BRIDGE COMMISSION**  
**Meeting of September 29, 2014**

- ❖ Provided senior staff with notification of legislative actions in the PA and NJ legislatures on bills that could affect the DRJTBC, including PA action on legislation changing the rules for acquisition of property through eminent domain.
- ❖ Reviewed and made editorial suggestions on the brochure draft for Contract Compliance.
- ❖ At the request of senior staff, improved the quality of a photograph to be used in the Commission's Annual Report.
- ❖ Concluded coordination of the Commission response to a request from Solebury Township for permission to install new traffic lane markings on the approach to the Centre Bridge Toll-Supported Bridge.
- ❖ Portland Columbia Approach project – Completed the preparation and distribution of communications to area elected officials on potential impacts to the travelling public in connection with the project. This included the development of an ongoing contact information list for the officials.
- ❖ Responded to an inquiry from an international historical organization for a graphic map representation of the bridges under Commission jurisdiction.
- ❖ Scudder Falls Bridge Replacement Project Public Involvement - Participated in a preparatory meeting to review the agenda for the project pre-proposal meeting.
- ❖ Provided senior staff with notification of legislative actions in the PA and NJ legislatures on bills affecting the DRJTBC.
- ❖ Responded to an inquiry from the Morrisville Borough Town Watch requesting that a representative of the commission attend their December meeting.

**DELAWARE RIVER JOINT TOLL BRIDGE COMMISSION**

**Meeting of September 29, 2014**

**ENGINEERING**

The following Pages reflect the reports on those items assigned to the Engineering Department. Each item is reported separately and page numbered accordingly.

**DELAWARE RIVER JOINT TOLL BRIDGE COMMISSION**

**Meeting of September 29, 2014**

<b>FACILITY</b>	<b>PM/PAM</b>	<b>CONTRACT DESCRIPTION</b>	<b>PAGE NO.</b>
<b>Trenton-Morrisville Administration Building</b>	RJZ/RWL	<b>Administration Building Improvements</b> <ul style="list-style-type: none"> <li>• Space Program and Concept Study, C-598B-3</li> </ul>	1
<b>Trenton-Morrisville TB &amp; Lower Trenton TSB</b>	CLR/KMS	<b>Trenton-Morrisville Toll &amp; Lower Trenton Toll Supported Bridges Approach Roadways Improvements</b> <ul style="list-style-type: none"> <li>• Design, C-639A</li> </ul>	2
<b>Trenton-Morrisville TB</b>	VMF/CLR/KMS	<b>Trenton-Morrisville Toll Bridge Approach Roadways Improvements</b> <ul style="list-style-type: none"> <li>• Construction, T-639A</li> <li>• Construction Management, CM-627B-1</li> </ul>	2-3
<b>Scudder Falls Toll Supported Bridge</b>	KMS/RWL	<b>Replacement Project</b> <ul style="list-style-type: none"> <li>• Preliminary Engineering and Environmental Documentation for I-95/Scudder Falls Toll Supported Bridge – Study, Contract C-393A</li> <li>• Financial / Legal Advisory Services for a P3 for Scudder Falls Bridge Replacement Project – Study, Contract C-393G-1R</li> </ul> <b>Capital Program Management Consultant (CPMC) &amp; Design Management Consultant (DMC) Services for the I-95/Scudder Falls Bridge Improvement Project</b> <ul style="list-style-type: none"> <li>• CPMC Services – Year 2014, C-502A-1I</li> <li>• DMC Advanced Engineering Support Services for Priority Items of Work, C-502A-2D</li> <li>• C-502A-2F DMC Services – Year 2013</li> </ul>	3-6
	CLR/KMS	<b>I-95 Scudder Falls Bridge Deck Condition Survey</b> <ul style="list-style-type: none"> <li>• Design, C-599A-6</li> </ul>	6
	RFM/KMS	<b>Interim Deck Repairs</b> <ul style="list-style-type: none"> <li>• Task Order Assignment C-628A-2</li> </ul>	6
<b>New Hope-Lambertville Toll Supported Bridge</b>	RJZ/RWL	<b>Fire House Condition Assessment</b> <ul style="list-style-type: none"> <li>• C-598B-5</li> </ul>	7
<b>New Hope-Lambertville Toll Bridge</b>	VMF/CLR/KMS	<b>Pavement Rehabilitation &amp; Approach Bridges Repairs</b> <ul style="list-style-type: none"> <li>• Design, C-543A</li> <li>• Construction Management/Construction Inspection, CM-543A</li> <li>• Construction, T-543A</li> </ul>	7
	RFM/KMS	<b>Pin and Hanger Evaluation and Improvement Study</b> <ul style="list-style-type: none"> <li>• Task Order Assignment C-628B-2</li> </ul>	8

**Notes:**

*Facilities are listed South to North*

*The first set of initials indicate the Project Manager and the second set of initial indicate the Program Area Manager*

Project Manager Legend

WMC – M. Cane                      RSL – R. Luciani  
 CTH – C. Harney                  VMF – V. Fischer

Program Area Manager Legend

KMS – K. Skeels                      RJZ – R. Zakharia  
 CAS – C. Stracciolini              RLR – R. Rash  
 RFM – Ronald Mieszkowski      CLR – C. Rood

**DELAWARE RIVER JOINT TOLL BRIDGE COMMISSION**

**Meeting of September 29, 2014**

<b>I-78 Toll Bridge</b>	VMF/CLR/KMS	<b>I-78 PA Approach Paving Improvements</b> <ul style="list-style-type: none"> <li>• Construction Management, CM-506A</li> <li>• Construction, T-506A</li> </ul>	8
<b>Easton-Phillipsburg Toll Bridge</b>	CTH/RWL	<b>Rehabilitation Scoping/Concept Study</b> <ul style="list-style-type: none"> <li>• Preliminary, Final, and Post Design Services, C-437B</li> <li>• Construction Management, CM-437A</li> <li>• Construction, T-437A</li> </ul>	9
	CTH/RWL	<b>Ramp C Slope Stabilization Concept Study</b> <ul style="list-style-type: none"> <li>• Task Order Assignment C-628B-1</li> </ul>	10
<b>Portland-Columbia Toll Bridge</b>	VMF/CLR/KMS	<b>Toll Bridge Approach Roadway Improvements</b> <ul style="list-style-type: none"> <li>• Design, C-566A</li> </ul>	10
<b>Multiple Facilities and/or Commission-Wide</b>	CTH/RWL	<b>Gusset Plate Analysis and Improvement Study</b> <ul style="list-style-type: none"> <li>• Task Order Assignment C-598B-4</li> </ul>	11
	CLR/KMS	<b>District Three Toll Facilities Emergency Standby Generator Study</b> <ul style="list-style-type: none"> <li>• Task Order Assignment No. C-627A-1</li> </ul>	11
	WMC/RWL	<b>Electronic Surveillance/ Detection System</b> <ul style="list-style-type: none"> <li>• RFP development, Procurement Support and Transition Services, C-539A-5</li> <li>• ESS Maintenance Contract, DB-575A</li> </ul>	12
	CAS/RWL	<b>Electronic Toll Collection</b> <ul style="list-style-type: none"> <li>• In-Lane Toll System Design-Build-Maintain, DB-427C</li> <li>• Customer Service Center/ Violation Processing Center Design-Build-Operate-Maintain, DB-427D</li> <li>• Customer Service Center/Violation Processing Center Project, DB-584A</li> </ul>	12-13

**Notes:**

*Facilities are listed South to North*

*The first set of initials indicate the Project Manager and the second set of initial indicate the Program Area Manager*

Project Manager Legend

WMC – M. Cane                      RSL – R. Luciani  
 CTH – C. Harney                  VMF – V. Fischer

Program Area Manager Legend

KMS – K. Skeels                      RJZ – R. Zakharina  
 CAS – C. Stracciolini                RLR – R. Rash  
 RFM – Ronald Mieszkowski       CLR – C. Rood

**DELAWARE RIVER JOINT TOLL BRIDGE COMMISSION**

**Meeting of September 29, 2014**

<b>Multiple Facilities and/or Commission-Wide</b>	RSL/CAS	<b>Electronic Toll Collection / Tolling Task Order Consultant - 2010</b> • Traffic Count Program Design, C-538A-8	13
	CAS/RWL	<b>Electronic Toll Collection / Tolling Task Order Consultant - 2013</b> • C-621A	14
	WMC/RWL	<b>Bridge Monitoring System</b> • Study for Select Vehicular Bridges, C-556A	14
	CAS/RWL	<b>Level 3 Investment Grade Traffic &amp; Revenue Forecasts</b> • C-549AR	14
	CTH/RWL	<b>General Engineering Consultant Annual Inspections</b> • 2014 Toll-Supported Bridge Inspections, C-07-11D	15

**Notes:**

*Facilities are listed South to North*

*The first set of initials indicate the Project Manager and the second set of initial indicate the Program Area Manager*

Project Manager Legend

WMC – M. Cane  
CTH – C. Harney

RSL – R. Luciani  
VMF – V. Fischer

Program Area Manager Legend

KMS – K. Skeels  
CAS – C. Stracciolini  
RFM – Ronald Mieszkowski

RJZ – R. Zakharia  
RLR – R. Rash  
CLR – C. Rood

**DELAWARE RIVER JOINT TOLL BRIDGE COMMISSION**

**Meeting of September 29, 2014  
PROJECT STATUS REPORT**

**TRENTON MORRISVILLE ADMINISTRATION BUILDING IMPROVEMENTS**

**SPACE PROGRAM AND CONCEPT STUDY  
Task Order Assignment No. C-598B-3**

This Task Order Assignment is for a Space Program and Concept Study for the Trenton Morrisville Toll Bridge Administration Building. The purpose of this assignment is to provide the Commission with guidance in enhancing operational efficiency and facility space utilization. The Space Program will include a detailed analysis of the current versus required space to support the Commission's current as well as the projected operational, administrative and maintenance needs at the T-M facility.

At the conclusion of the Space Program, a Concept Study Report will be prepared by the Consultant presenting adjacency diagrams and sketches to explain space relationships and space allocation using the existing and/or new space. Three (3) proposed alternatives will be identified by the Consultant for review and consideration by the Commission in selecting the preferred alternative to be advanced to Final Design under a separate procurement process. As part of each alternative, the mechanical, electrical, plumbing, and life and safety improvements will be presented. Also, Building Management Systems will be part of each design concept which will reduce building systems' energy use and benefit the Commission in a long-term energy cost saving.

A kick-off meeting was held with Gannet Fleming on February 25, 2014. The Consultant collected as-built drawings, and reviewed building systems deficiencies and improvement recommendations as presented under various recently completed concept studies. An executive staff work session was held on March 14, 2014. A Draft Space Program report was received on April 4, 2014 and a meeting was held with the Consultant on May 1 to share the Commission's comments.

Revised Space Utilization Report was received on June 30, 2014 for incorporation into a Draft Concept Study Report, and a meeting was held with the Consultant on July 8, 2014. Subsequent to this meeting and on August 13, 2014, the Commission asked Gannet Fleming to explore an additional fourth option to this Project for enhanced maintenance capabilities at the Trenton-Morrisville site.

**DELAWARE RIVER JOINT TOLL BRIDGE COMMISSION**

**Meeting of September 29, 2014  
PROJECT STATUS REPORT**

**TRENTON-MORRISVILLE TOLL AND LOWER TRENTON  
TOLL-SUPPORTED BRIDGES  
APPROACH ROADWAYS IMPROVEMENTS**

**DESIGN**

Contract No. C-639A

Cherry, Weber and Associates, P.C. (CWA) was issued Notice of Award and Limited Notice to Proceed effective February 25, 2014. This contract is for the Scope Development, Preliminary and Final Design and Post-Design Services for work at both the Trenton-Morrisville Toll Bridge Approach Roadways and the Lower Trenton Toll-Supported Bridge Approach Roadways. The Preliminary and Final Design effort under this contract is developing two (2) separate construction contracts: T-639A Trenton-Morrisville Toll Bridge Approach Roadways Improvements for construction this Summer/Fall; and TS-639B Lower Trenton Toll-Supported Bridge Approach Roadways Improvements for construction in spring 2015. Contract T-639A is presently in construction with CWA performing Post-Design Services, which includes reviewing submittals, responding to Requests for Information (RFIs) and participating in T-639A Progress and Schedule Meetings CWA submitted the Preliminary Design Submission for Contract TS-639B on August 29<sup>th</sup> which is presently under review by Commission Staff. Progress Meetings Numbers 6 and 7 for Contract C-639A were held.

**TRENTON-MORRISVILLE TOLL BRIDGE  
APPROACH ROADWAYS IMPROVEMENTS**

**CONSTRUCTION**

Contract No. T-639A

Road-Con, Inc. (R-C) was awarded the construction contract at the Commission's June meeting and given the full Notice to Proceed on July 25, 2014. R-C mobilized and started field work on August 4<sup>th</sup> with the bridge deck, parapet and median barrier cleaning and sealing work. R-C also performed joint sealing, concrete spall repairs and bridge expansion joint cleaning. Daily lane closures on Route 1 and the on/off ramps on both sides of the River Bridge have been implemented and will continue throughout the project which is expected to run into mid-November.

**DELAWARE RIVER JOINT TOLL BRIDGE COMMISSION**

**Meeting of September 29, 2014  
PROJECT STATUS REPORT**

**CONSTRUCTION MANAGEMENT / CONSTRUCTION INSPECTION  
Task Order Assignment Contract No. C-627B-1**

This is a Task Order Agreement Assignment to French & Parrello Associates (F&P) for inspection services associated with the Trenton-Morrisville Toll Bridge Approach Roadways Improvements Project. F&P was given a Notice to Proceed for this Task Order Assignment on July 31, 2014 and is currently providing a full-time inspector and a part-time scheduler to assist the Resident Engineer from AECOM's CPMC in providing CM/CI over sight of the construction project.

**PRELIMINARY ENGINEERING AND ENVIRONMENTAL  
DOCUMENTATION FOR I-95/SCUDDER FALLS TOLL SUPPORTED BRIDGE**

**STUDY  
Contract No. C-393A**

On June 14, 2012 FHWA issued the NEPA decision of a "Finding of No Significant Impact" (FONSI) for the I-95/Scudder Falls Bridge Improvement Project in Bucks County, Pennsylvania and Mercer County in New Jersey. This is a determination that the proposed action will have no significant impact on the human environment.

This completes the Preliminary Design and Environmental Documentation Phase of the I-95/Scudder Falls Bridge Improvement Project.

AECOM is continuing further work efforts for the I-95/Scudder Falls Bridge Improvement Project under various Task Order Assignments associated with Contract C-502A Capital Program Management Consultant & I-95/Scudder Falls TS Bridge Improvement Design Management Consultant Professional Services.

**DELAWARE RIVER JOINT TOLL BRIDGE COMMISSION**

**Meeting of September 29, 2014  
PROJECT STATUS REPORT**

**FINANCIAL/LEGAL ADVISORY SERVICES FOR A P3 FOR SCUDDER FALLS  
BRIDGE REPLACEMENT PROJECT**

STUDY  
Contract No. C-393G-1R

The Commission's Financial/Legal Advisory Services consultant, KPMG/Nossaman, completed their analysis of the P3 project delivery method on schedule, and presented their preliminary findings to the Commission in November 2011. The decision was made in July 2014 to move forward with the SFB Project under the Design-Bid-Build project delivery method. This contract will now be closed out.

**CAPITAL PROGRAM MANAGEMENT CONSULTANT (CPMC) & DESIGN  
MANGEMENT CONSULTANT (DMC) SERVICES FOR THE I-95/SCUDDER  
FALLS BRIDGE IMPROVEMENT PROJECT**

**CPMC SERVICES – YEAR 2014**

Task Order Assignment No. C-502A-1I

The Capital Program Management Consultant (CPMC) services are being continued under this Task Order Assignment, which began in March 2014. AECOM is providing one (1) full-time Project Manager and one (1) full-time Program Area Manager to oversee and manage various design and construction projects that are being advanced in the Capital Improvement Program. CPMC Staff have been providing management oversight of the SFB Deck Evaluation Study and the Final Design of the Trenton-Morrisville Toll and Lower Trenton Toll-Supported Bridges Approach Roadway Improvements, as well as Contract C-566A, Final Design of the Portland – Columbia Toll Bridge Approach Roadway Improvements. The CPMC has also been providing management oversight of Task Order Assignment for the C-627A, District 3 Standby Generator Study, which was authorized on June 27, 2014. AECOM staff are currently providing support services for the development of the Commissions Capital Plan and Program.

## DELAWARE RIVER JOINT TOLL BRIDGE COMMISSION

Meeting of September 29, 2014  
PROJECT STATUS REPORT

### DMC ADVANCED ENGINEERING SERVICES FOR PRIORITY ITEMS OF WORK

Task Order Assignment No. C-502A-2D

The AECOM team continued to perform **Public Involvement** activities with the monitoring of the Project Hotline.

The **Right of Way (ROW)** impacts to adjacent property owners have been reassessed for the proposed project, based on the final grading and drainage plan detail that has been developed. Updated draft ROW Plans for the Pennsylvania section of the project have been submitted and have been reviewed by Engineering. The process for moving forward with the ROW acquisition process, including property owner outreach and Legal Counsel involvement, is currently being planned internally by Commission staff. ROW efforts involving Commission legal review and property-owner outreach have been on hold pending a decision on the project delivery method to be followed for the project. Now that the decision has been made to move forward with the Design-Bid-Build process, the schedule for moving forward with the ROW acquisition process will be prepared.

### DMC SERVICES – YEAR 2013

Task Order Assignment No. C-502A-2F

AECOM's Design Management Consultant (**DMC**) **Services** continued through 2013 and into 2014 under this Task order Assignment (TOA), to advance the Scudder Falls Bridge Improvement Project. AECOM continued their management services for: the public involvement program; the environmental permitting effort; and the ROW plan development efforts. Additional efforts under this TOA include establishing the PennDOT Inter-Governmental Agreement and NJDOT Memorandum of Agreement (MOA); establishing the MOA with NJDEP-Green Acres/NJDOT/Delaware & Raritan Canal Commission/NJ Water Supply Authority for the NJ Pedestrian/Bicycle Facility; and, coordination and support in advancing the project into final design and construction via the RFQ/RFP design procurement process.

Environmental permitting agency coordination continues as well as preparation of the USACE and PADEP permit application packages, including all back-up documentation. Coordination continued with the NJDOT Right-of-Way Unit regarding NJDOT input on existing easement language for the I-95 and Route 29 bridge structures over the D&R Canal. The NJDEP Green Acres Parkland Diversion involves an expansion of the existing easement over the D&R Canal and the permit process requires the Project Team to develop language for the existing easement because copies of the existing easement cannot be located within the State's archives.

AECOM also finalized the graphical slides that depict the construction sequencing for the Scudder Falls Replacement Bridge.

## **DELAWARE RIVER JOINT TOLL BRIDGE COMMISSION**

### **Meeting of September 29, 2014 PROJECT STATUS REPORT**

The RFP for final design services was finalized and posted on the Commission's website on August 20, 2014. A Pre-Proposal Meeting is scheduled for September 10, 2014 with final technical proposals scheduled to be submitted on October 30, 2014.

#### **I-95/SCUDDER FALLS BRIDGE DECK CONDITION SURVEY**

##### **Deck Condition Survey Task Order Assignment No. C-599A-6**

Under this Task Order Assignment the Consultant, McCormick Taylor (MT), performed a bridge deck condition assessment of the Scudder Falls Bridge. MT was issued a Notice to Proceed effective January 28, 2014. The results of these in-depth inspections were compiled and analyzed by MT and subsequently submitted to the Commission in a Draft Report for the Non-Destructive Testing of the I-95/Scudder Falls Bridge Deck on March 24<sup>th</sup>. This report was reviewed by Commission and CPMC staff, and comments forwarded to MT for their review and incorporation into a revised report. The revised Draft Report was submitted to the Commission on May 15<sup>th</sup> with Commission Staff comments on that report submitted to MT on May 30<sup>th</sup>. MT submitted the Final Report on June 23<sup>rd</sup>, which was found acceptable by Commission Staff. MT is submitting their final invoice to be followed by TOA close out.

#### **SCUDDER FALLS BRIDGE INTERIM DECK REPAIRS**

##### **Task Order Assignment No. C-628A-2**

Under this Task Order Assignment the Consultant, Dewberry Engineers Inc., will prepare plans for a contract to do deck repairs on the Scudder Falls Bridge. The existing deck is deteriorating and needs to be rehabilitated to provide a satisfactory riding surface until the new bridge is constructed. The purpose of this task order is prepare plans for a deck patching contract to be awarded in the spring of 2015; and then have the Contractor retained on an if and where needed basis for the following two (2) years to repairs new potholes as they develop. The Commission will also have an additional one (1) year option with the Contractor for the deck repairs. Dewberry Engineers was issued a Notice to Proceed effective September 2, 2014. A kick-off meeting will be schedule for the week of September 8, 2014.

**DELAWARE RIVER JOINT TOLL BRIDGE COMMISSION**

**Meeting of September 29, 2014  
PROJECT STATUS REPORT**

**NEW HOPE TOLL SUPPORTED BRIDGE**

**FIRE HOUSE CONDITION ASSESSMENT  
Task Order Assignment No. C-598B-5**

This Task Order Assignment is for a Condition Assessment of the former New Hope Fire House located in New Hope Historic District, within the Commission property next to the New Hope Toll Supported Bridge Officer shelter. This building is currently being used by Commission staff for light equipment & material storage space.

A kick-off Meeting was held on May 1, 2014, and the Consultant is currently gathering as built and survey information of the site. Building inspection was concluded on June 20, 2014, property Appraisal, Environmental Screening and Draft Condition Assessment Report was received on August 5, 2014. Consultant presented the report on August 19, 2014 and comments were shared with the Consultant to incorporate into a revised report which is expected to be received by the middle of September.

**NEW HOPE-LAMBERTVILLE TOLL BRIDGE  
PAVEMENT REHABILITATION & APPROACH BRIDGES REPAIRS**

**DESIGN  
Contract No. C-543A**

Cherry, Weber and Associates (CWA) continued their post-design services phase of their contract throughout August.

**CONSTRUCTION MANAGEMENT / CONSTRUCTION INSPECTION  
Contract No. CM-543A**

Johnson, Mirmiran & Thompson, Inc. (JMT) concluded their field inspection services in January. AECOM's CPMC Project Manager/Resident Engineer is overseeing the completion of the remaining punch list repair items. JMT's final invoice and closeout change order will be processed at the completion of the construction contract.

**CONSTRUCTION  
Contract No. T-543A**

James D. Morrissey, Inc. (JDM) is in the process of completing the remaining asphalt punch-list repair items on Route 202.

**DELAWARE RIVER JOINT TOLL BRIDGE COMMISSION**

**Meeting of September 29, 2014  
PROJECT STATUS REPORT**

**NEW HOPE-LAMBERTVILLE TOLL BRIDGE  
PIN AND HANGER EVALUATION AND IMPROVEMENT STUDY**

Task Order Assignment No. C-628B-2

The Consultant, The Louis Berger Group, was given notice to proceed on August 15, 2014 and a kick-off meeting was held on August 20, 2014. This Task Order Assignment is to evaluate the condition of the pin and hangers on the New Hope-Lambertville Toll Bridge by doing ultrasonic testing of the pins and non-destructive testing of the hangers. The purpose of this assignment is to check the condition of the pin and hangers to make sure they are functioning as intended. Field work is scheduled to begin in September 8, 2014.

**I-78 TOLL BRIDGE PA APPROACH PAVING IMPROVEMENTS**

**CONSTRUCTION MANAGEMENT / CONSTRUCTION INSPECTION**  
Contract No. CM-506A

Johnson, Mirmiran & Thompson, Inc. (JMT) as the CM/CI has completed tracking the remaining correspondence and coordinating the flow of information among the construction contractor and the Commission. JMT finalized the Lessons Learned Report and the project field files and have submitted them all to the Commission.. JMT's Contract Agreement Modification No. 3 which had been approved by the Commission at the July Commissioners' Meeting has been fully executed. JMT's final invoice is being processed and once paid this Contract will be closed out.

**CONSTRUCTION**  
Contract No. T-506A

HRI Infrastructure of State College, PA completed construction on I-78 on August 27, 2013. Efforts continued to finalize the agreement with HRI on the remaining contract items. HRI did receive JMT's January 31, 2014 letter outlining the Commission's position on final quantities, potential change orders, and liquidated damages. A meeting between Commission staff and HRI was held on March 11<sup>th</sup> to discuss those items. The parties have exchanged follow-up emails regarding the closeout issues and have reached agreement on the close-out values associated with these outstanding items. HRI continues to process the final close out paperwork. The final contractor invoice; the final construction Unforeseen Allowance Reduction Numbers 2 & 3; the Final Close-out Change Order; and the Final Pay Estimate all have been signed/executed by HRI and returned for further processing. Further processing of these items by the Commission is pending HRI's submittal of their Sub-Contractor Release of Liens.

**DELAWARE RIVER JOINT TOLL BRIDGE COMMISSION**

**Meeting of September 29, 2014  
PROJECT STATUS REPORT**

**EASTON-PHILLIPSBURG TOLL BRIDGE REHABILITATION,  
PRELIMINARY, FINAL & POST DESIGN SERVICES**

**DESIGN**

Contract No. C-437B

This project was awarded to Parsons Brinckerhoff (PB) at the February 28, 2012 Commission meeting. PB provided the Commission their final design submission on February 22, 2013. Construction bids were received on April 11, 2013. PB continues to provide post-design services and regularly attends project progress meetings.

**CONSTRUCTION MANAGEMENT**

Contract No. CM-437A

This project was awarded to Greenman-Pedersen, Inc (GPI) at the April 29, 2013 Commission meeting. GPI was provided with a Notice to Proceed on May 30, 2013 and has participated in pre-activity and progress meetings since the start of construction. GPI is currently providing construction management and inspection staff on-site to monitor the contractor's progress.

**CONSTRUCTION**

Contract No. T-437A

J.D. Eckman, Inc. (JDE) was awarded this construction contract at the Commission's April 29, 2013 meeting. JDE was provided a Notice of Award/Limited Notice-to-Proceed the following day and issued a Notice to Proceed effective May 29, 2013. JDE has participated in pre-activity and progress meetings since the start of construction in June 2013. JDE completed a major construction stage on December 12, 2013, slightly ahead of schedule. All lanes on the roadway were open to traffic during the winter work shutdown period. Traffic restricting staged construction was reintroduced on March 5, 2014 and in early September JDE entered into the last major construction stage which should last until late fall. Work is currently progressing on schedule.

**DELAWARE RIVER JOINT TOLL BRIDGE COMMISSION**

**Meeting of September 29, 2014  
PROJECT STATUS REPORT**

**EASTON-PHILLIPSBURG TOLL SUPPORTED BRIDGE**

**RAMP C SLOPE STABILIZATION CONCEPT STUDY  
Task Order Assignment No. C-628B-1**

This Task Order Assignment is to perform an evaluation of the site for slope stabilization efforts and to identify short term and long term repair options that would reinforce and stabilize the rock side slope at this section of roadway.

Field assessments were performed in June and a draft concept study report submitted in July. Comments have been generated and shared with the Consultant. The Commission is anticipating receiving a revised report in late September.

**PORTLAND-COLUMBIA TOLL BRIDGE  
APPROACH ROADWAY IMPROVEMENTS**

**DESIGN  
CONTRACT NO. C-566A**

Greenman-Pederson, Incorporated was issued Notice of Award and Limited Notice to Proceed effective July 1, 2014. This contract is for the Scope Development, Preliminary and Final Design and Post-Design Services for improvements to both the Pennsylvania and New Jersey approach roadways and ramps at this facility along with work within the toll plaza, and on the top side of the bridge decks of the main river bridge, the Route 94 bridge over US Route 46, and the Locust Street Bridge. The Scope Development Report was submitted on August 14<sup>th</sup> and is currently under review by Commission and CPMC staff.

## **DELAWARE RIVER JOINT TOLL BRIDGE COMMISSION**

**Meeting of September 29, 2014  
PROJECT STATUS REPORT**

### **VARIOUS BRIDGES**

#### **GUSSET PLATE ANALYSIS AND IMPROVEMENT STUDY Task Order Assignment No. C-598B-4**

This Task Order Assignment is phase 2 of the effort to perform analysis of gusset plates at 7 structures as necessary to meet current FHWA and PennDOT requirements. The first phase of analysis was previously completed by Gannett Fleming for 3 of the Commission's structures (Centre Bridge-Stockton, Riverton-Belvidere and Washington Crossing). This assignment includes performing an updated evaluation based on recent inspection data gathered during this year's GEC bridge inspection. In addition, gusset plate analysis for 3 additional Toll Supported Bridges (Lower Trenton, Uhlerstown-Frenchtown, Upper Black Eddy-Milford) and Milford-Montague Toll Bridge is included as part of the work under this Task Order Assignment.

Analysis was performed by the Consultant and a draft report was submitted in June. Comments have been generated and shared with the Consultant. The Commission is anticipating receiving a revised report in late September.

#### **DISTRICT 3 TOLL FACILITIES EMERGENCY STANDBY GENERATOR STUDY**

**Standby Generator Study  
Task Order Assignment No. C-627A-1**

Under this Task Order Assignment the Consultant, Buchart Horn, Inc./BASCO Associates (BH-BA) is performing a study of the existing Standby Generators and entire electrical systems at each of the three District 3 Toll Facilities (PCTB, DWGTB and MMTB) and developing recommendations for placing each of these facilities completely on Standby generators. BH-BA was issued a Notice to Proceed effective July 2, 2014. BH-BA has completed their field investigations and on August 29, 2014 submitted in the Draft Study Report which is presently under review by Commission Staff.

**DELAWARE RIVER JOINT TOLL BRIDGE COMMISSION**

**Meeting of September 29, 2014  
PROJECT STATUS REPORT**

**ELECTRONIC SURVEILLANCE / DETECTION SYSTEM**

**RFP DEVELOPMENT, PROCUREMENT SUPPORT AND TRANSITION SERVICES  
Task Order Assignment No. C-539A-5**

URS Corporation continued to provide the Commission with technical support with regard to transitioning maintenance services for the Electronic Surveillance / Detection System to Schneider Electric Building Americas, Inc.

**ESS MAINTENANCE CONTRACT  
Contract No. DB-575A**

Schneider Electric Building Americas, Inc. continues to provide maintenance services in support of the Electronic Surveillance / Detection System under the direction of the Commission's Electronic Security and Surveillance Staff, who operate the system from the Primary Control Center located at the New Jersey State Police's Regional Operation and Information Center (ROIC) in West Trenton, New Jersey.

**ELECTRONIC TOLL COLLECTION SYSTEM  
DESIGN-BUILD**

**Contract No. DB-427**

**In-Lane Toll System Design-Build-Maintain Project TO-427C**

Xerox continues to perform preventative maintenance for the electronic toll collection system and violation enforcement system. Xerox technicians have been focusing on adjusting the violation enforcement system cameras in an effort to improve image quality and reduce rejection rates.

The toll data from the conventional toll lanes is archived on a separate dedicated Commission database that is maintained by the IT Department. The data from the ORT lanes is currently not being displayed in the reports developed from this database. Commission Staff received a revised draft scope of work from Xerox to revise the reports and automate the transfer of the ORT data to this database and comments were submitted. Xerox is preparing a price proposal for this effort.

The Commission and Xerox executed a change order to increase processing time for a cash transaction in the conventional toll lanes. The transaction period will be open until the end of the vehicle reaches the overhead laser scanner. This will provide the toll collectors with additional time to press the toll paid button and reducing the number of false violations. Software coding is underway.

Commission staff is working with Xerox to finalize their proposal for continued operation/maintenance service for five (5) option years beyond the current contract completion date of November 1, 2014. Additionally, a separate agreement will be

**DELAWARE RIVER JOINT TOLL BRIDGE COMMISSION**

**Meeting of September 29, 2014  
PROJECT STATUS REPORT**

prepared for TransCore to maintain the software of the legacy toll system. A summary statement will be presented at the September Commission Meeting.

Xerox is acquiring the annual 2014 spare parts/consumables as required by the purchase order that was issued by Commission Staff.

Commission Staff and Xerox are preparing the 2015 annual spare parts budget.

**Customer Service Center/Violation Processing Center Design-Build-Operate-Maintain Project TO-427D**

ETC is providing continued operation of the violation processing center on a month to month basis. This activity includes processing violations that have reached the collection agency.

**Customer Service Center/Violation Processing Center Project  
DB-584**

Commission staff prepared refund checks for all companion accounts that were closed prior to the migration of the Customer Service Center. The checks will be issued in September 2014

**ELECTRONIC TOLL COLLECTION / TOLLING TASK ORDER  
CONSULTANT - 2010**

**TRAFFIC COUNT PROGRAM DESIGN  
Task Order Assignment No. C-538A-8**

STV prepared a final Bill of Material, addressing comments from the equipment provider's review. STV also prepared a final Engineer's Estimate. Commission staff is working with STV on the final requirements for this task order assignment. The Commission can purchase the traffic counters and software through the PA Department of General Services COSTARS program. This will permit the Commission to purchase the traffic counters and software at the prices set by the COSTARS program.

**DELAWARE RIVER JOINT TOLL BRIDGE COMMISSION**

**Meeting of September 29, 2014  
PROJECT STATUS REPORT**

**ELECTRONIC TOLL COLLECTION / TOLLING TASK ORDER  
CONSULTANT 2013**

C-621A

There is no activity to report for this agreement.

**BRIDGE MONITORING SYSTEM**

**BRIDGE MONITORING SYSTEM STUDY FOR SELECT VEHICULAR BRIDGES  
Contract No. C-556A**

A Progress Meeting was held on September 8, 2014 at the Commission's Trenton-Morrisville Toll Bridge facility and was attended by representatives of Pennoni Associates as well as members of Commission staff. Key items discussed at the meeting included initial load ratings, vehicle detection system alternatives and bridge instrumentation / load testing at the New Hope-Lambertville as well as Riverton-Belvidere Toll Supported Bridges.

**Level 3 – Investment Grade Traffic and Revenue Forecasts  
C-549AR**

Jacobs Engineering submitted several revised traffic and revenue forecasts for the Scudder Falls Bridge. The various forecasts include low and high toll rates, as well as scenarios with and without scheduled future toll rate increases. Commission Staff reviewed the draft Scudder Falls Bridge report and comments are being addressed by Jacobs Engineering.

Jacobs Engineering presented a summary of their traffic and revenue forecasts for both the existing toll bridges and the Scudder Falls Bridge at the June 2014 Committee Meeting. A final report was distributed in July.

# **DELAWARE RIVER JOINT TOLL BRIDGE COMMISSION**

**Meeting of September 29, 2014  
PROJECT STATUS REPORT**

## **GENERAL ENGINEERING CONSULTANT (GEC) ANNUAL INSPECTIONS**

### **2014 TOLL-SUPPORTED BRIDGE INSPECTIONS Assignment C-07-11D**

A kick-off meeting was held on March 18, 2014 at the Easton - Phillipsburg Toll Bridge Administration Building and attended by representatives from District 1, District 2, Operations, Engineering and TranSystems (TS). Inspections of the toll-supported bridges began March 27 at the Riverton – Belvidere Toll Supported Bridge. The Inspections have now been completed at all Toll-Supported Bridges including Scudder Falls which was completed on August 5 and August 6.

During inspection of the Scudder Falls Toll-Supported Bridge in April, TS encountered two very protective Peregrine falcons. Based on recommendations from Art McMorris, Ph.D., Peregrine Falcon Coordinator for the Pennsylvania Game Commission, the remainder of the bridge was inspected post July 31<sup>st</sup>, after nesting season for the falcons. To avoid this situation in the future, the PennDOT BMS will be updated to show an August inspection date and the 2-year inspection cycle will be moved to August in the future to avoid problems with the Peregrine falcons and their nesting season.

Facilities inspections occurred on June 16 in District 1 at Lower Trenton, Calhoun Street and New Hope – Lambertville Toll-Supported Bridges. Those in attendance were maintenance personnel, District 1 Superintendent and Assistant Superintendent, Director of Plants & Facilities, Deputy Executive Director of Operations, Executive Director, Engineering and TS. Facility Inspections were completed in District 1 on July 29 at Centre Bridge – Stockton and Lumberville – Raven Rock Toll-Supported Bridges, as well as the house at Scudder Falls. Those in attendance were maintenance personnel, District 1 Superintendent and Assistant Superintendent, Deputy Executive Director of Operations, Executive Director, Engineering and TS. .

District 2 facilities inspections were performed on June 24. Those in attendance were maintenance personnel, District 2 Superintendent, Deputy Executive Director of Operations, and Engineering.

Draft Maintenance Reports were submitted by TS and distributed to maintenance personnel for review on August 19. Meetings to review the draft report with maintenance and TS have been scheduled for the week of September 15.

Sign retroreflectivity testing has been tentatively scheduled for the Toll-Supported Bridges in mid to late September.

**DELAWARE RIVER JOINT TOLL BRIDGE COMMISSION**

**Meeting of September 29, 2014**

**OPERATIONS**

The following Pages reflect the reports on those items assigned to the Operations Department. Each item is reported separately and page numbered accordingly.

\*\*\*

**DELAWARE RIVER JOINT TOLL BRIDGE COMMISSION**

**Meeting of September 29, 2014**

**Operation Report Index  
For  
Department of Security, Safety & Training**

SUBJECT	DESCRIPTION	PAGE NUMBER
Department of Security, Safety & Training	Months of July & August Status Reports	1-4

## **DELAWARE RIVER JOINT TOLL BRIDGE COMMISSION**

### **Meeting of September 29, 2014**

July 1<sup>st</sup> attended a Toll violations Meeting with DRJTBC Staff at the New Hope facility.

July 2<sup>nd</sup> conducted monthly meeting with staff and assigned state police sergeants for the Security Safety and Training Department.

July 8<sup>th</sup> attended the Easton Phillipsburg Toll Bridge Rehabilitation bi-weekly meeting at the JD Eckman office.

July 9<sup>th</sup> attended the Oral Interviews for the position of Assistant foreman at the New Hope facility.

July 10<sup>th</sup> attended the DRRJTBC monthly staff meeting at the New Hope facility.

July 10<sup>th</sup> attended the monthly Operations meeting at the New Hope facility.

July 11<sup>th</sup> attended the follow up meeting of Toll Violations at the New Hope facility.

July 16<sup>th</sup> attended the Quarterly Foreman's meeting held at the Easton Phillipsburg facility.

July 17<sup>th</sup> attended and facilitated the monthly workplace safety committee meeting at the New Hope facility.

July 22<sup>nd</sup> attended the Easton Phillipsburg Toll Bridge Rehabilitation meeting at the JD Eckman facility.

July 31<sup>st</sup> attended the Easton Phillipsburg Toll Bridge Rehabilitation meeting at the JD Eckman facility.

During the month of July ; State Police Coverage was requested for (11) details all details were scheduled and supplied, (2) were subsequently cancelled

The SST department continued to coordinate with the ESS department and several local police departments on criminal activity at or near our bridges.

## **DELAWARE RIVER JOINT TOLL BRIDGE COMMISSION**

### **Meeting of September 29, 2014**

August 5<sup>th</sup> Facilitated CPR/AED class and Fire Extinguisher training at the I-78 facility.

August 5<sup>th</sup> Conducted New Employee training at the Delaware Water Gap facility.

August 6<sup>th</sup> Facilitated CPR/AED training at the I-78 facility.

August 6<sup>th</sup> Conducted Harassment training at the I-78 facility.

August 8<sup>th</sup> Conducted Harassment training and facilitated CPR/AED training at the Delaware Water Gap facility and the I-78 facility.

August 13<sup>th</sup> Facilitated CPR/AED training at the I-78 facility.

August 19<sup>th</sup> attended the T-437A Rt#22 Toll Bridge Project Progress Meeting in Phillipsburg NJ

August 20<sup>th</sup> attended the Rt.80 alternative routes meeting at the Monroe County Public Safety Center with the Liaisons of both New Jersey and Pennsylvania.

August 21<sup>st</sup> attended and facilitated the Monthly Workplace Safety Committee meeting at the Portland Columbia facility.

August 27<sup>th</sup> Conducted harassment training for Non-Managers at the Delaware Water Gap facility.

August 27<sup>th</sup> Conducted Harassment Training Non-Manager at the Milford Montague toll facility.

During the month of August 2014; State Police coverage was requested for (20) details. These were scheduled and supplied. (3) Details were cancelled due to weather

Training for CPR/AED and Fire Extinguisher conducted this month included 41 employees trained and certified.

Training for new Employee's and Harassment training was conducted for 25 employees.

The SST department continued to coordinate with the ESS department and several local police departments on criminal activity at or near our bridges.

## July 2014

Bridges	N/R Accidents		Traffic Accidents		Motorist Assists		Other	
	NJ	PA	NJ	PA	NJ	PA	NJ	PA
Milford-Montague 40	0	0	0	0	2	1	2	0
Delaware Water Gap 41	0	0	1	0	0	0	0	2
Portland Pedestrian 42	0	0	0	0	0	0	0	0
Portland Columbia 43	0	0	0	0	0	0	0	1
Riverton – Belvidere 44	0	0	2	0	1	3	0	0
Rt 22 EP 45	0	2	2	0	3	0	0	0
Northampton St 46	1	1	1	0	3	0	0	1
1678 47	0	2	10	3	19	1	0	1
Riegelsville 48	0	0	0	0	0	0	0	1
Upper Black Eddy Millford 49	0	0	0	0	0	0	0	1
Uhlerstown Frenchtown 50	0	0	0	0	0	0	1	0
Lumberville Raven Rock 51	0	0	0	0	0	0	0	0
Centre Bridge Stockton 52	1	0	0	0	0	0	29	0
New Hope Lambertville Toll 53	0	0	0	0	0	0	55	1
New Hope Lambertville 54	0	0	0	0	1	1	57	0
Washington Crossing 55	0	0	1	0	1	0	0	0
Scudder Falls 56	0	1	3	1	0	0	4	3
Calhoun St 57	0	1	1	0	0	0	0	1
Lower Trenton 58	0	1	0	0	0	0	0	7
Morrisville Trenton 59	2	1	1	1	0	0	0	0

	Citations	Warnings	Security Checks
New Jersey State Police	27	7	374
Pennsylvania State Police	102	12	930

### August 2014

Bridges	N/R Accidents		Traffic Accidents		Motorist Assists		Other	
	NJ	PA	NJ	PA	NJ	PA	NJ	PA
Milford- Montague 40	0	1	0	0	0	0	5	0
Delaware Water Gap 41	0	0	1	1	0	0	11	0
Portland Pedestrian 42	0	0	0	0	0	0	3	0
Portland Columbia 43	0	0	0	0	0	0	3	0
Riverton – Belvidere 44	0	0	0	0	0	0	29	0
Rt 22 EP 45	0	1	2	2	1	0	30	0
Northampton St 46	1	0	1	0	0	0	0	0
I-78 47	0	1	0	2	0	2	6	3
Riegelsville 48	0	0	0	0	0	0	2	0
Upper Black Eddy Milford 49	0	0	0	0	0	0	22	0
Uhlerstown Frenchtown 50	0	0	0	0	0	1	47	0
Lumberville Raven Rock 51	0	0	0	0	0	0	49	0
Centre Bridge Stockton 52	0	0	0	0	0	0	59	0
New Hope Lambertville Toll 53	0	0	0	0	0	0	70	0
New Hope Lambertville 54	0	0	1	0	0	0	65	2
Washington Crossing 55	0	0	0	0	0	0	1	0
Scudder Falls 56	0	0	2	0	0	0	0	0
Calhoun St 57	0	0	1	0	0	0	2	1
Lower Trenton 58	0	0	0	0	0	0	1	2
Morrisville Trenton 59	0	2	2	0	0	0	0	0

	Citations	Warnings	Security Checks
New Jersey State Police	16	8	505
Pennsylvania State Police	54	16	877

**DELAWARE RIVER JOINT TOLL BRIDGE COMMISSION**

**Meeting of September 29, 2014**

**Operations Report Index**

**ELECTRONIC SECURITY AND SURVEILLANCE REPORT**

<b>Subject</b>	<b>Description</b>	<b>Page Numbers</b>
Electronic Security and Surveillance	Status Report for the Months of July and August 2014	1 - 9

# **DELAWARE RIVER JOINT TOLL BRIDGE COMMISSION**

**Meeting of September 29, 2014**

## **ELECTRONIC SECURITY AND SURVEILLANCE REPORT MONTH OF JULY 2014**

The below-listed items represent meetings, communications, tasks, and projects involving the Electronic Security and Surveillance Department:

### **Radio System**

- During the month of July 2014, ESS personnel continued to work with the National Park Service to enhance their radio capabilities in the area of the Milford-Montague Toll Bridge.
- During the month of July 2014, ESS personnel continued working with Motorola to develop a plan to back up the Stockton IR site.
- ESS personnel arranged for various radio installations and repairs during the month of July 2014.
- ESS personnel alone, and in conjunction with the New Jersey State Police investigated various other DRJTBC radio issues both during and after normal working hours.
- ESS personnel updated the Cartegraph radio inventory database.

### **Access Control System**

- During the month of July 2014, ESS personnel worked with Schneider Electric to start installing and instituting the new access control system.
- During the month of July 2014, ESS personnel investigated various access issues for all Districts.
- During the month of July 2014, ESS personnel worked with General Supply (Commission's lock smith) to address various lock issues within the Districts and to update the key stock.
- In July 2014, ESS personnel created ID badges for new employees, consultants, and summer help. Additionally, ESS continued making "Essential Employee" ID badges for current employees.
- During the month of July 2014, the ACS database was audited and the system was purged of invalid employee and contractor cards. Various other employee ACS rights were updated and/or changed at the request of supervisors.

# **DELAWARE RIVER JOINT TOLL BRIDGE COMMISSION**

**Meeting of September 29, 2014**

## **ELECTRONIC SECURITY AND SURVEILLANCE REPORT MONTH OF JULY 2014**

- Various door alarms and ACS issues were addressed both during and after normal working hours.

### **ESS**

- During the month of July 2014, Schneider Electric completed the DVTEL 6.3 software upgrade and new servers.
- During the month of July 2014, Schneider Electric presented the Primary Control Center upgrade proposal to the Executive Staff.
- During the month of July 2014, ESS personnel continued to work with Schneider Electric to test the new analytics being proposed by Schneider Electric to replace the current Mate analytics.
- During the month of July 2014, ESS personnel continued working with Verizon to figure out invoicing issues with the new ESS WAN. To date there has been confusion regarding the Commission's new WAN and Mass Electric's old WAN.
- ESS personnel continue working with Schneider Electric to determine the cost for video surveillance at the Portland-Columbia Pedestrian Bridge. Several site surveys have taken place and Schneider is finalizing the proposal.
- ESS personnel reviewed and purged the ESS video storage database that contains copies of videos requested by DRJTBC personnel and outside agencies.
- ESS personnel worked during, and after normal working hours on numerous ESS issues and problems raised by Commission members.
- The ESS Primary Control Center continues to operate 24/7 and detected, documented, and assisted the District bridges with various emergencies, traffic, weather events, and security related incidents.
- During the month of July 2014, ESS personnel investigated and processed the following thirteen video requests:

# **DELAWARE RIVER JOINT TOLL BRIDGE COMMISSION**

**Meeting of September 29, 2014**

## **ELECTRONIC SECURITY AND SURVEILLANCE REPORT MONTH OF JULY 2014**

1. On 07/1/14, District III requested a video search from the Milford-Montague Toll Bridge regarding a wrong way driver.
2. On 07/4/14, District III requested a video search from the Delaware Water Gap Toll Bridge regarding a motor vehicle accident.
3. On 07/6/14, the Tinicum Twp., PA Police Department requested a video search from the Centre Bridge-Stockton Toll Supported Bridge regarding a hit and run motor vehicle accident.
4. On 07/11/14, the PA State Police requested a video search from the I-78 Toll Bridge regarding a hit and run motor vehicle accident.
5. On 07/13/14, Bucks County Dispatch Center requested a video search from the Calhoun Street Toll Supported Bridge regarding purse snatching.
6. On 07/17/14, NYPD requested a video search from the Delaware Water Gap Toll Bridge regarding a missing person investigation.
7. On 07/17/14, District I requested a video search from the Trenton-Morrisville Toll Bridge regarding an internal investigation.
8. On 07/21/14, District II requested a video search from the Northampton Street Toll Supported Bridge regarding an overweight vehicle that caused damage to the lighting on the bridge.
9. On 07/21/14, the NJSP requested a video search from the Delaware Water Gap Toll Bridge regarding a motor vehicle accident.
10. On 07/22/14, ESS requested a video search from the Ulherstown-Frenchtown Toll Supported Bridge regarding a motor vehicle accident.
11. On 07/26/14, District I requested a video search from the Scudder Falls Toll Supported Bridge regarding a motor vehicle accident.

# **DELAWARE RIVER JOINT TOLL BRIDGE COMMISSION**

**Meeting of September 29, 2014**

## **ELECTRONIC SECURITY AND SURVEILLANCE REPORT MONTH OF JULY 2014**

12. On 07/29/14, District III requested a video search from the Delaware Water Gap Toll Bridge regarding a motor vehicle accident which caused damage to the plaza.

13. On 7/30/14, District I requested a video search from the Scudder Falls Toll Supported Bridge regarding a motor vehicle accident.

### Miscellaneous

- On July 10, 2014, ESS personnel attended both the DRJTBC Staff Meeting and Operations Meeting at the New Hope Executive Headquarters.
- On July 16, 2014, ESS personnel attended the Foremen's Meeting at the Easton-Phillipsburg Toll Bridge Facility.
- On July 28, 2014, ESS personnel attended the NJDOT Traffic Management Meeting in Newark, NJ.
- During the month of July 2014, ESS personnel assisted Operations and Human Resources with various personnel issues.
- During the month of July 2014, ESS personnel participated as a member of the Commission's Uniform Committee to explore safer and more practical uniforms for Toll and Maintenance.
- During the month of July 2014, ESS took over the duties of issuing toll lane swipe cards to the Toll staff.

# **DELAWARE RIVER JOINT TOLL BRIDGE COMMISSION**

**Meeting of September 29, 2014**

## **ELECTRONIC SECURITY AND SURVEILLANCE REPORT MONTH OF AUGUST 2014**

The below-listed items represent meetings, communications, tasks, and projects involving the Electronic Security and Surveillance Department:

### **Radio System**

- On August 13, 2014, ESS personnel met with the New Jersey State Police Communications Bureau to review Motorola's proposal to upgrade DRJTBC radio hardware at various repeater sites.
- During the month of August 2014, ESS personnel met with the New Jersey State Police Radio Technicians to develop a plan to enhance the radio coverage in the tunnel area at the Easton-Phillipsburg Toll Bridge.
- ESS personnel arranged for various radio installations and repairs during the month of August 2014.
- ESS personnel alone, and in conjunction with the New Jersey State Police investigated various other DRJTBC radio issues both during and after normal working hours.
- ESS personnel updated the Cartegraph radio inventory database.

### **Access Control System/Toll Lane Account Access**

- During the month of August 2014, ESS personnel worked with Schneider Electric to cut over the Milford-Montague and Portland-Columbia Toll Bridge facilities to the Commission's new access control system.
- During the month of August 2014, ESS personnel investigated various access issues for all Districts.
- During the month of August 2014, ESS personnel worked with General Supply (Commission's lock smith) to address various lock issues within the Districts and to update the key stock. A representative from Sargent lock manufacturers will be visiting various DRJTBC sites experiencing reoccurring lock issues.
- In August 2014, ESS personnel created ID badges for new employees and consultants. Additionally, ESS continued making "Essential Employee" ID badges for current employees.

# **DELAWARE RIVER JOINT TOLL BRIDGE COMMISSION**

**Meeting of September 29, 2014**

## **ELECTRONIC SECURITY AND SURVEILLANCE REPORT MONTH OF AUGUST 2014**

- During the month of August 2014, the ACS database was audited and the system was purged of invalid employee and contractor cards. Various other employee ACS rights were updated and/or changed at the request of supervisors.
- Various door alarms and ACS issues were addressed both during and after normal working hours.
- Numerous toll lane swipe cards were made and issued to Toll personnel to allow them to open a toll lane and collect tolls.

### **ESS**

- On August 11, 2014, ESS personnel and Schneider Electric travelled to the NJDOT/NJTPKE Traffic Management Center in Woodbridge, NJ to view their Operations Center and software.
- On August 14, 2014, ESS personnel met with Schneider Electric to discuss the ESS maintenance program and various issues associated therewith.
- On August 26, 27, and 28, 2014, ESS personnel conducted a training session on the use of the ESS system for Commission personnel.
- During the month of August 2014, ESS personnel worked with Schneider Electric to address issues resulting from the DVTEL 6.3 software upgrade.
- During the month of August 2014, Schneider Electric upgraded the video computers at the Primary Control Center.
- During the month of August 2014, ESS personnel continued to work with Schneider Electric to test the new analytics being proposed by Schneider Electric to replace the current Mate analytics.
- During the month of August 2014, ESS personnel continued working with Verizon to figure out invoicing and sales tax issues with the new ESS WAN.
- ESS personnel continue working with Schneider Electric to determine the cost for video surveillance at the Portland-Columbia Pedestrian Bridge.

# **DELAWARE RIVER JOINT TOLL BRIDGE COMMISSION**

**Meeting of September 29, 2014**

## **ELECTRONIC SECURITY AND SURVEILLANCE REPORT MONTH OF AUGUST 2014**

- ESS personnel reviewed and purged the ESS video storage database that contains copies of videos requested by DRJTBC personnel and outside agencies.
- ESS personnel worked during, and after normal working hours on numerous ESS issues and problems raised by Commission members.
- The ESS Primary Control Center continues to operate 24/7 and detected, documented, and assisted the District bridges with various emergencies, traffic, weather events, and security related incidents.
- During the month of August 2014, ESS personnel investigated and processed the following seventeen video requests:
  1. On 08/01/14, PA State Police requested a video search from the Portland-Columbia Toll Bridge regarding a theft investigation.
  2. On 08/06/14, District I requested a video search from the New Hope-Lambertville Toll Supported Bridge regarding a boat that struck one of the bridge's piers.
  3. On 08/08/14, District I requested a video search from the Trenton-Morrisville Toll Bridge regarding an internal investigation.
  4. On 08/08/14, the Morrisville, PA Police Department requested a video search from the Trenton-Morrisville Toll Bridge regarding a robbery investigation.
  5. On 08/08/14, District I requested a video search from the Trenton-Morrisville Toll Bridge regarding an internal investigation.
  6. On 08/09/14, District II requested a video search from the Northampton Street Toll Supported Bridge regarding a motor vehicle accident.
  7. On 08/15/14, District II requested a video search from the I-78 Toll Bridge regarding a motor vehicle accident.
  8. On 08/17/14, District I requested a video search from the Trenton-Morrisville Toll Bridge regarding a patron that passed a counterfeit bill.

# DELAWARE RIVER JOINT TOLL BRIDGE COMMISSION

Meeting of September 29, 2014

## ELECTRONIC SECURITY AND SURVEILLANCE REPORT MONTH OF AUGUST 2014

9. On 08/17/14, the PA State Police requested a video search from the Riegelsville Toll Supported Bridge regarding a theft investigation.
10. On 08/18/14, District I requested a video search from the Trenton-Morrisville Toll Bridge regarding a patron passing a counterfeit bill.
11. On 08/19/14, NJ State Police requested a video search from the Riverton-Belvidere Toll Supported Bridge regarding a robbery.
12. On 08/22/14, the Upper Makefield, PA Police Department requested a video search from the Calhoun Street Toll Bridge regarding an indecent exposure investigation.
13. On 08/22/14, the Blairstown, NJ Police Department requested a video search from the Portland-Columbia Toll Bridge regarding a theft investigation.
14. On 08/24/14, the Lower Makefield, PA Police Department requested a video search from the Washington Crossing Toll Bridge regarding an indecent exposure investigation.
15. On 08/28/14, the New Hope, PA Police Department requested a video search from the New Hope-Lambertville Toll Supported Bridge regarding illegal dumping.
16. On 08/29/14, District I requested a video search from the Trenton-Morrisville Toll Supported Bridge regarding a motor vehicle accident.
17. On 08/31/14, the Frenchtown, NJ Police Department requested a video search from the Uhlerstown-Frenchtown regarding a motor vehicle accident.

### Miscellaneous

- On August 6, 2014, ESS personnel investigated a boat hitting a pier on the New Hope-Lambertville Toll Supported Bridge. Same was confirmed and the individuals identified.

# **DELAWARE RIVER JOINT TOLL BRIDGE COMMISSION**

**Meeting of September 29, 2014**

## **ELECTRONIC SECURITY AND SURVEILLANCE REPORT MONTH OF AUGUST 2014**

- On August 14, 2014, the ESS Department held a department meeting and training session.
- On August 15, 2014, ESS personnel attended a meeting at the Trenton-Morrisville Toll Bridge Facility regarding commercial vehicle inspections at Commission bridges.
- During the month of August 2014, ESS personnel assisted Operations and Human Resources with various personnel issues.
- During the month of August 2014, ESS personnel participated as a member of the Commission's Uniform Committee to explore safer and more practical uniforms for Toll and Maintenance.

**DELAWARE RIVER JOINT TOLL BRIDGE COMMISSION**

**Meeting of September 29, 2014**

**SUPPLEMENTAL PROJECTS REPORT**

**OVERVIEW REPORT OF GENERAL UPKEEP, PREVENTATIVE MAINTENANCE,  
MAINTENANCE PROJECTS AND UPDATE OF MOTOR ASSIST PROGRAM**

**DISTRICT I, II AND III**

**Months of July & August 2014**

Report as shown directly hereunder and have been submitted by Lendell Jones, Director of Plants and Facilities, to keep the Commission Members apprised of the above captioned items at all three districts.

\*\*\*

District I

LeVar Talley, Superintendent

Michele Gara, Asst. Superintendent

Larry Dubin, Foreman of Maintenance, Trenton-Morrisville

Daniel Pascuillo, Foreman of Maintenance, New Hope-Lambertville

**Trenton-Morrisville Toll Bridge**

Task	JAN	FEB	MAR	APR	MAY	JUN	JUL	AUG	SEP	OCT	NOV	DEC	Total Man-hours
Bridge Maintenance	176	128	208	424	376	320	336.0	264					2,232
Bldg./Facilities Maintenance	760	536	904	904	768	848	888.0	824					6,432
Grounds Maintenance	192	128	176	216	336	464	464.0	328					2,304
Road Maintenance	184	128	232	216	224	360	352.0	248					1,944
Snow/Ice Maintenance	603	838	359	176	176	280	304.0	384					3,120
Vehicle Maintenance	304	184	440	352	288	432	472.0	400					2,872
Miscellaneous	200	152	168	208	200	288	352.0	248					1,816
<b>Total Man-hours</b>	<b>2,419</b>	<b>2,094</b>	<b>2,487</b>	<b>2,496</b>	<b>2,368</b>	<b>2,992</b>	<b>3,168.0</b>	<b>2,696</b>	<b>0</b>	<b>0</b>	<b>0</b>	<b>0.0</b>	<b>20,720</b>

**New Hope-Lambertville Toll Bridge**

Task	JAN	FEB	MAR	APR	MAY	JUN	JUL	AUG	SEP	OCT	NOV	DEC	Total Man-hours
Bridge Maintenance	226	176	360	676	582	424	342.0	540					3,326
Bldg./Facilities Maintenance	430	496	584	500	552	696	468.0	734					4,460
Grounds Maintenance	202	168	320	296	330	382	624.0	532					2,854
Road Maintenance	162	216	248	152	168	252	184.0	464					1,846
Snow/Ice Maintenance	533	509	272	152	128	120	128.0	280					2,122
Vehicle Maintenance	154	168	160	168	152	120	136.0	288					1,346
Miscellaneous	194	152	152	168	168	184	208.0	312					1,538
<b>Total Man-hours</b>	<b>1,901</b>	<b>1,885</b>	<b>2,096</b>	<b>2,112</b>	<b>2,080</b>	<b>2,178</b>	<b>2,090.0</b>	<b>3,150</b>	<b>0</b>	<b>0</b>	<b>0</b>	<b>0.0</b>	<b>17,492</b>

**Southern Division Toll Supported Bridges**

Task	JAN	FEB	MAR	APR	MAY	JUN	JUL	AUG	SEP	OCT	NOV	DEC	Total Man-hours
Bridge Maintenance	173	152	216	598	296	40	72.0	104					1,651
Bldg./Facilities Maintenance	715	544	800	464	608	576	560.0	512					4,779
Grounds Maintenance	172	192	320	360	630	480	571.0	488					3,213
Road Maintenance	166	256	184	256	208	208	152.0	112					1,541
Snow/Ice Maintenance	897	1,122	321	88	128	0	0.0	88					2,644
Vehicle Maintenance	403	296	304	272	224	72	96.0	184					1,851
Miscellaneous	229	176	160	160	352	104	136.0	40					1,357
<b>Total Man-hours</b>	<b>2,754</b>	<b>2,738</b>	<b>2,305</b>	<b>2,198</b>	<b>2,446</b>	<b>1,480</b>	<b>1,587.0</b>	<b>1,528</b>	<b>0</b>	<b>0</b>	<b>0</b>	<b>0.0</b>	<b>17,036</b>

District II  
 James Shelly, Superintendent  
 Harry Brown, Asst. Superintendent  
 Robert Varju, Foreman of Maintenance, I-78  
 Mark W. Dilts, Foreman of Maintenance, Easton-Phillipsburg

**Easton-Phillipsburg Toll Bridge**

Task	JAN	FEB	MAR	APR	MAY	JUN	JUL	AUG	SEP	OCT	NOV	DEC	Total Man-hours
Bridge Maintenance	198	174	352	507	360	631	564	338					3,124
Bldg./Facilities Maintenance	748	547	715	509	441	408	472	418					4,258
Grounds Maintenance	260	198	342	281	412	356	420	348					2,617
Road Maintenance	284	230	374	425	366	160	292	172					2,303
Snow/Ice Maintenance	678	819	230	113	122	136	128	64					2,290
Vehicle Maintenance	300	274	301	159	222	204	152	64					1,676
Miscellaneous	234	231	208	144	222	208	188	192					1,627
<b>Total Man-hours</b>	<b>2,702</b>	<b>2,473</b>	<b>2,522</b>	<b>2,138</b>	<b>2,145</b>	<b>2,103</b>	<b>2,216</b>	<b>1,596</b>	<b>0</b>	<b>0</b>	<b>0</b>	<b>0</b>	<b>17,895</b>

**I-78 Toll Bridge**

Task	JAN	FEB	MAR	APR	MAY	JUN	JUL	AUG	SEP	OCT	NOV	DEC	Total Man-hours
Bridge Maintenance	0	40	107	210	108	104	76	170					815
Bldg./Facilities Maintenance	1,082	603	841	739	789	802	896	834					6,586
Grounds Maintenance	0	0	176	488	679	585	640	599					3,167
Road Maintenance	106	44	333	302	130	136	120	112					1,283
Snow/Ice Maintenance	841	1,070	246	24	0	8	0	0					2,189
Vehicle Maintenance	198	81	254	157	135	236	112	164					1,337
Miscellaneous	172	88	72	80	168	124	104	136					944
<b>Total Man-hours</b>	<b>2,399</b>	<b>1,926</b>	<b>2,029</b>	<b>2,000</b>	<b>2,009</b>	<b>1,995</b>	<b>1,948</b>	<b>2,015</b>	<b>0</b>	<b>0</b>	<b>0</b>	<b>0</b>	<b>16,321</b>

**Northern Division Toll Supported Bridges**

Task	JAN	FEB	MAR	APR	MAY	JUN	JUL	AUG	SEP	OCT	NOV	DEC	Total Man-hours
Bridge Maintenance	181	162	311	572	440	594	576	366					3,202
Bldg./Facilities Maintenance	672	414	483	149	190	228	312	264					2,712
Grounds Maintenance	245	194	330	166	446	415	408	396					2,800
Road Maintenance	237	178	368	207	260	146	344	432					2,172
Snow/Ice Maintenance	499	755	229	15	64	138	128	160					1,988
Vehicle Maintenance	257	225	344	151	188	270	292	296					2,023
Miscellaneous	157	210	154	23	72	152	136	248					1,152
<b>Total Man-hours</b>	<b>2,248</b>	<b>2,138</b>	<b>2,219</b>	<b>1,283</b>	<b>1,660</b>	<b>1,943</b>	<b>2,196</b>	<b>2,162</b>	<b>0</b>	<b>0</b>	<b>0</b>	<b>0</b>	<b>15,849</b>

District III

Jeanne P. Clark, Superintendent

Richard Taitt, Assistant Superintendent

Steve Cerra, Foreman of Maintenance

**Portland-Columbia Toll Bridge**

Task	JAN	FEB	MAR	APR	MAY	JUN	JUL	AUG	SEP	OCT	NOV	DEC	Total Man-hours
Bridge Maintenance	40	40	112	136	80	100	208	200					916
Bldg./Facilities Maintenance	118	152	362	213	188	218	206	222					1,681
Grounds Maintenance	92	80	220	306	232	240	264	305					1,739
Road Maintenance	76	88	128	230	216	204	144	152					1,238
Snow/Ice Maintenance	218	423	151	140	64	80	120	112					1,308
Vehicle Maintenance	187	112	201	261	140	136	180	172					1,389
Miscellaneous	116	88	181	191	144	132	208	245					1,305
<b>Total Man-hours</b>	<b>847</b>	<b>983</b>	<b>1,355</b>	<b>1,477</b>	<b>1,064</b>	<b>1,110</b>	<b>1,332</b>	<b>1,408</b>	<b>0</b>	<b>0</b>	<b>0</b>	<b>0</b>	<b>9,576</b>

**Delaware Water Gap Toll Bridge**

Task	JAN	FEB	MAR	APR	MAY	JUN	JUL	AUG	SEP	OCT	NOV	DEC	Total Man-hours
Bridge Maintenance	8	24	8	0	160	32	52	64					348
Bldg./Facilities Maintenance	1,072	616	1,045	872	1,080	1,294	1,188	1,084					8,251
Grounds Maintenance	32	40	78	136	80	64	64	180					674
Road Maintenance	8	48	16	80	112	32	84	48					428
Snow/Ice Maintenance	359	680	49	0	16	8	8	32					1,152
Vehicle Maintenance	304	328	328	256	168	184	152	256					1,976
Miscellaneous	216	208	240	200	272	248	296	288					1,968
<b>Total Man-hours</b>	<b>1,999</b>	<b>1,944</b>	<b>1,764</b>	<b>1,544</b>	<b>1,888</b>	<b>1,862</b>	<b>1,844</b>	<b>1,952</b>	<b>0</b>	<b>0</b>	<b>0</b>	<b>0</b>	<b>14,797</b>

**Milford-Montague Toll Bridge**

Task	JAN	FEB	MAR	APR	MAY	JUN	JUL	AUG	SEP	OCT	NOV	DEC	Total Man-hours
Bridge Maintenance	176	104	144	256	128	176	308	276					1,568
Bldg./Facilities Maintenance	444	184	485	348	303	344	240	312					2,660
Grounds Maintenance	184	104	156	244	403	346	448	280					2,165
Road Maintenance	228	104	220	224	180	128	230	192					1,506
Snow/Ice Maintenance	553	472	192	152	128	128	160	160					1,945
Vehicle Maintenance	292	208	292	232	214	256	260	288					2,042
Miscellaneous	176	144	168	172	188	136	224	168					1,376
<b>Total Man-hours</b>	<b>2,053</b>	<b>1,320</b>	<b>1,657</b>	<b>1,628</b>	<b>1,544</b>	<b>1,514</b>	<b>1,870</b>	<b>1,676</b>	<b>0</b>	<b>0</b>	<b>0</b>	<b>0</b>	<b>13,262</b>



**Monthly Motor Assistance Program Report  
August 2014**

		AAA Called	Tire Ass't	Cleared Vehicle	Unleaded Gas	Diesel Fuel	Jump Start	Radiator Fill	Washer Fill	Cell Phone	Traffic Control	Transport Motorist	Other	
7/2014	1	TM	1	5						1	1			
		<b>Dist Total</b>	1	5							1	1		
	2	EP	1		1	1						1		
		I78	4	2	6	1		3	2		4	7		4
		<b>Dist Total</b>	5	2	7	2		3	2		4	8		4
	3	DWG	2	3	4	2		1				5		6
		MM	1									2		1
		PC										2		2
		<b>Dist Total</b>	3	3	4	2		1				9		9
	<b>Grand Total</b>		9	5	16	4		4	2		5	18		13
8/2014	1	TM	1	1	3		1				1			
		<b>Dist Total</b>	1	1	3		1					1		
	2	EP		1		1								
		I78	3	4	15	1		1	3		4	11		4
		<b>Dist Total</b>	3	5	15	2		1	3		4	11		4
	3	DWG	2	2	3	2		1	2			1	1	3
		MM	3	1	1							4		3
		PC									1	1		
		<b>Dist Total</b>	5	3	4	2		1	2		1	6	1	6

**Monthly Motor Assistance Program Report  
August 2014**

		AAA Called	Tire Ass't	Cleared Vehicle	Unleaded Gas	Diesel Fuel	Jump Start	Radiator Fill	Washer Fill	Cell Phone	Traffic Control	Transport Motorist	Other
8/2014	<b>Grand Total</b>	9	9	22	4		3	5		5	18	1	10

DELAWARE RIVER JOINT TOLL BRIDGE COMMISSION

MONTHLY ACTIVITY SERVICES RENDERED REPORT

DISTRICT SOUTHERN DIVISION

YEAR \_\_\_\_\_

ACTIVITY/SERVICE	CS	WC	NH-L	LT	CB-S	L-R	TOTAL
Disabled Vehicle Removal	155	0	2	0	0	0	157
Shift/Hours On Duty	9304	5470	10798	1153	1000	0	27725
Patrols/Crossovers	3958	2638	4845	536	471	0	12448
Other Inspections	5	0	0	0	0	0	5
Complaints Received	183	3	5	1	2	0	194
Co-Operation W/Other Agencies	57	112	115	43	4	0	331
Services Rendered	1262	879	1609	54	41	0	3845
First Aid	8	5	5	5	0	0	23
Advisories: Pedestrians, Bikers & Automobiles	1397	347	1719	27	45	0	3535
Traffic Control Assistance	452	169	102	44	11	0	778
River Readings	605	697	408	4	89	0	1803
Vehicles Refused Passage	1166	128	253	21	13	0	1581
Medical Emergencies (911 Calls)	18	1	13	0	0	0	32
Calls For Assistance (State Police)	18	11	23	36	1	0	89
Other Incidents	0	0	0	0	0	0	0
<b>TOTAL</b>	<b>18588</b>	<b>10460</b>	<b>19897</b>	<b>1924</b>	<b>1677</b>	<b>0</b>	<b>52546</b>

NOTES:

CS: DAPHNEN BRIDGE  
 WC: WASHINGTON CROSSING  
 NH-L: NEWHOPE-EMBERSVILLE  
 LT: LOWER TRENTON  
 CB-S: GENIE BRIDGE-ROCKYTON  
 L-R: BUNNELLVILLE-RAVEN ROCK (RED)

DELAWARE RIVER JOINT TOLL BRIDGE COMMISSION  
MONTHLY ACTIVITY SERVICES RENDERED REPORT

DISTRICT NORTHERN DIVISION

YEAR AUGUST 2014

ACTIVITY/SERVICE	U-F	M-UBE	R-R	B-R	NS	P-C	TOTAL
Disabled Vehicle Removal	0	0	0	0	0	0	0
Shift/Hours On Duty	392	188	8874	4674.5	10599.9	0	24728.4
Patrols/Crossovers	209	93	2311	2278	5326	0	10217
Complaints Received	0	0	42	3	2	0	47
Co-Operation W/Other Agencies	93	19	1144	152	779	0	2187
Services Rendered	197	30	1845	756	6752	0	9580
First Aid	9	0	1	0	1	0	11
Advisories: Pedestrians, Bikers & Automobiles	157	31	878	257	1916.2	0	3239.2
Traffic Control Assistance	61	7	297	112	1975.9	0	2452.9
River Readings	73	3	885	368	919.2	0	2248.2
Vehicles Refused Passage	16	1	309	95	1631	0	2052
Medical Emergencies (911 Calls)	0	1	0	1	5	0	7
Calls For Assistance (State Police)	0	1	1	0	6	0	8
<b>TOTAL</b>	<b>1207</b>	<b>374</b>	<b>16587</b>	<b>8696.5</b>	<b>29913.2</b>	<b>0</b>	<b>56777.7</b>

NOTES:

U-F - HARRISTOWN BEACHTOWN  
 M-UBE - MILLERMAN ROAD ADKINS  
 R-R - BRIDGEVILLE  
 B-R - DELAWARE RIVER  
 NS - NORTH HIGHT STREET  
 P-C - NORTHAN COLOMBIA RD

**DELAWARE RIVER JOINT TOLL BRIDGE COMMISSION**

**Meeting of September 29, 2014**

**USE OF FACILITIES REQUEST REPORT**

**MONTH OF JULY/AUGUST 2014**

<b>SUBJECT</b>	<b>DESCRIPTION</b>	<b>PAGE NUMBER</b>
Use of Facilities	Use of Facilities Request-Month of July/August, 2014	1

DELAWARE RIVER JOINT TOLL BRIDGE COMMISSION

Meeting of September 29, 2014

PROPERTY REPORT

Use of Commission Facilities

Facility	Organization	Date/Time	Description of Use
Washington Crossing Toll Supported Bridge	Crossing Construction Co. Inc.	January 8, 2014 – July 31, 2014	Crossing Construction Co., Inc. Equipment & Material Laydown Yard Usage NJDOT Construction Project
I-78 Toll Bridge	Black River and Western Corp.	June 10, 2014 – July 21, 2014	A Day Out With Thomas Banner
Northampton St. TSB	City of Easton	June 30, 2014 – July 13, 2014	Easton Heritage Day Banner
Northampton St. TSB	Town of Phillipsburg	July 7, 2014-July 21,2014	Town of Phillipsburg Banner
New Hope TSB	Town of New Hope	July 25, 2014 – August 3, 2014	New Hope Film Festival Banner
Frenchtown TSB	United States Geological Service (Black Rock Builders)	August 11, 2014 – August 25, 2014	Black Rock Builders to enter property to install the water monitoring piping for USGS

**DELAWARE RIVER JOINT TOLL BRIDGE COMMISSION**

**Meeting of September 29, 2014**

**Operations Report Index**

**Plants and Facilities**

<b>SUBJECT</b>	<b>DESCRIPTION</b>	<b>PAGE NUMBER</b>
Plants and Facilities	Status report Months of July & August 2014	1-4

**DELAWARE RIVER JOINT TOLL BRIDGE COMMISSION**

**Meeting of September 29, 2014**

**PLANTS AND FACILITIES REPORT  
MONTHS OF JULY & AUGUST 2014**

- **Oversaw and monitored activities for the Motorist Assistance Program during the month of July 2014. Forwarded the monthly report to the Executive Director of Operations.**
- **Attended work session at New Hope Facility to discuss previous comments and alternatives with Gannet Fleming's draft of C-598B-3 TM Admin Building Improvements.**
- **Attended meeting at New Hope facility with representative from Gas boy to discuss options for fuel management systems at Commissions Toll facilities.**
- **Attended Quarterly Foreman's meeting at Easton Phillipsburg Toll facility. Topics discussed were ongoing projects, vehicle specifications and Cartegraph.**
- **Attended meeting to discuss TTS-634AR On-Call Beam Guide Rail And Attenuator Replacement (Acct. Set-Up)**
- **Attended meeting to discuss TTS-634AR On-Call Beam Guide Rail and Attenuator Replacement at Trenton-Morrisville Administration building. J. Fletcher Creamer in attendance.**
- **Attended July monthly Staff meeting at New Hope Lambertville Toll Bridge Facility.**
- **Attended July monthly Superintendents Operations meeting at New Hope Lambertville Toll Bridge Facility and provided update of facility Capital Projects.**
- **Attended meeting to discuss Primary Control Center upgrade at New Hope Toll facility. Motorola in attendance to discuss radio system upgrade.**
- **Attended C-627B Facilities Task Order Agreement - NJ Assignment kick off meeting at Trenton Morrisville Toll facility. French and Parrello in attendance.**

**DELAWARE RIVER JOINT TOLL BRIDGE COMMISSION**

**Meeting of September 29, 2014**

- **Prepared monthly report for July 2014 Superintendents / Operations staff meeting at New Hope Lambertville administration meeting.**
- **Reviewed the Accident Log/Property Damage Reports for the month of July 2014. Forwarded the monthly report to the Director of Human Resources, Insurance Administrator, Comptroller and Deputy Executive Director of Operations.**
- **Continued site visits of Commission Facilities during the month of July 2014 to review plant operations, maintenance procedures and related issues.**
- **Forwarded the Use of Commission Facilities Requests for the month of July 2014 to the Deputy Executive Director of Operations.**

## **DELAWARE RIVER JOINT TOLL BRIDGE COMMISSION**

**Meeting of September 29, 2014**

### **PLANTS AND FACILITIES REPORT MONTHS OF JULY & AUGUST 2014**

- **Oversaw and monitored activities for the Motorist Assistance Program during the month of August 2014. Forwarded the monthly report to the Executive Director of Operations.**
- **Attended work session at New Hope Facility to discuss previous comments and alternatives with Gannet Fleming's draft of C-598B-3 TM Admin Building Improvements.**
- **Attended Monthly Commission Safety Committee Meeting held at Portland-Columbia toll bridge facility. Discussed Motorist Assist Program policy and procedures.**
- **Attended follow up meeting for C-598B-3 Trenton Morrisville Administration Building Improvements with Commission staff members at Trenton-Morrisville Toll Bridge facility.**
- **Attended kickoff meeting for TTS-634AR On-Call Beam Guide Rail and Attenuator Replacement at Trenton-Morrisville Administration building. J. Fletcher Creamer in attendance.**
- **Oversaw emergency repair of guiderail at the I-78 facility due to accident. Repair completed by on call guide rail contractor J. Fletcher Creamer.**
- **Attended meeting with representatives of Gannet Fleming to review draft of C-598B-5 New Hope Firehouse Condition Assessment report at New Hope facility.**
- **Attended C-627B Facilities Task Order Agreement – New Jersey Assignment kick off meeting at Trenton Morrisville Toll facility. French and Parrello in attendance.**
- **Attended completion of Toll Supported bridge inspections of Center Bridge-Stockton and Lumberville-Raven Rock bridges.**
- **Prepared monthly report for July 2014 Superintendents / Operations staff meeting at New Hope Lambertville administration meeting.**

- **Reviewed the Accident Log/Property Damage Reports for the month of August 2014. Forwarded the monthly report to the Director of Human Resources, Insurance Administrator, Comptroller and Deputy Executive Director of Operations.**
- **Continued site visits of Commission Facilities during the month of August 2014 to review plant operations, maintenance procedures and related issues.**
- **Forwarded the Use of Commission Facilities Requests for the month of August 2014 to the Deputy Executive Director of Operations.**

**DELAWARE RIVER JOINT TOLL BRIDGE COMMISSION**

**Meeting of September 29, 2014**

**INFORMATION TECHNOLOGY DEPARTMENT REPORT**

**MONTHS OF JULY/AUGUST 2014**

SUBJECT	DESCRIPTION	PAGE NUMBER
Information Technology	Monthly Information Technology Department Report Covering the Month of July/August 2014	1 - 2

**DELAWARE RIVER JOINT TOLL BRIDGE COMMISSION**  
**Meeting of September 29, 2014**

Information Technology Department Report  
Months of July-August 2014

The following activities under the general heading of Information Technology were recently initiated, accomplished, or performed:

**▮ Helpdesk/Communications/Network/desktops:**

- Record commission meeting and provide file to executive office.
- Processed 336 help desk work orders for the month July and 289 work orders for August. Work orders include all software support including MUNIS, Cartegraph and KRONOS. IT daily tasks, printer issues, hardware and office software support, job postings, news posting, postings to the external web site, processing of IT security forms, moves, and telephone support.

**▮ Projects:**

➤ **MUNIS**

- HR Implementation in process.
  - Continue HR training
  - Loaded scanned documents into TCM.
- MUNIS 10.5 upgrade has been completed.
- IT director works with Tyler to support MUNIS new version. Users contact IT when issues involving Tyler support and IT provides remote access.
- Ongoing support for MUNIS including user support and issues.
- Apply MUNIS software program updates nightly. Averages 6 per day.
- Discussion with Tyler regarding MBE/SBE tracking and processing.

➤ **Cartegraph**

- The following implementations are being worked on and will be implemented:
  - Inventory/material module to track stock items. Target go live date Nov. 3, 2014
  - Implementing Material inventory to include road and rock salt, unleaded and diesel gasoline and magnesium chloride. Continual monitoring of system to determine user usage
- Turnover completed for inspection/equipment from purchasing to IT.

**DELAWARE RIVER JOINT TOLL BRIDGE COMMISSION**  
**Meeting of September 29, 2014**

- **KRONOS Time and Attendance**
  - No complaints on the 4 ports added to Teletime (to resolve issues regarding punching in/out.)
  - Rules changed to accept 6 minute requirement.
  - Working on
  - Schedule patterns have been developed and maintained by IT
    - Continued meetings with KRONOS to resolve issues.
    - Reviewing KRONOS signature workflow.
    - IT will update schedules now instead of Assistant Supers. Assistants will update part time schedules. Schedule patterns have been developed and maintained by IT
  - Worked with communications to respond to RFP questions.

**➤ Intranet:**

- Update news clipping and engineering requests.
- Update all documentation and forms on internal website including maintaining morning report program
- Maintain all job postings on Intranet

**➤ Miscellaneous:**

- Met with MBE/SBE consultant gathering requirements for program
- Scan, and approve Verizon communications invoices for payment.
- Develop and maintain InfoPath forms and Access DB for commission operations reporting functions.
- Working with Consultant to determine IT processes and responsibilities.