

STATE OF NEW JERSEY
DEPARTMENT OF ALCOHOLIC BEVERAGE CONTROL
744 Broad Street Newark, N. J.

BULLETIN 430.

November 7, 1940.

TO THE GOVERNOR AND LEGISLATURE OF THE STATE OF NEW JERSEY:

I.

Izzy Einstein was no myth of publicity. Rated as the nation's "No. 1 Prohibition Agent" he is credited with nearly 5,000 arrests between January 16, 1920, when the country went dry, and December 5, 1933, almost fourteen years later, when Repeal was accomplished. His service record is a key to that scofflaw era when municipal, county, state and federal police administration nosedived into the mire of disrepute -- at least as far as liquor law enforcement was concerned.

New Jersey did not fall behind in the rush to slake illicit thirsts. To the nation's thousands of stills and tens of thousands of speakeasies -- not to speak of countless bootleggers -- it made its contribution. An uncounted army grew to depend for its daily bread upon the profits from this outlaw industry.

This was the heritage bequeathed to this Department on December 6, 1933, when it came into existence. It was commissioned to breed compliance with the law where before only defiance had thrived; to cause the flow into public coffers of revenues which had previously financed corruption; and to regulate and control an industry, dedicated during Prohibition to the libertine, so that under Repeal the consumer would be subjected to a minimum of propaganda selling.

It appears that the commission, with this enlightened aim, was accepted and a genuine, devoted effort was instituted to discharge its obligations. The federal and state governments each recognized the difficulties which the liquor control administrator would face in New Jersey with Repeal. Each appointed a strong man -- strong in experience, reputation and character. The importance of the state administrator's task was acknowledged by creating for him a separate department of the state government.

II.

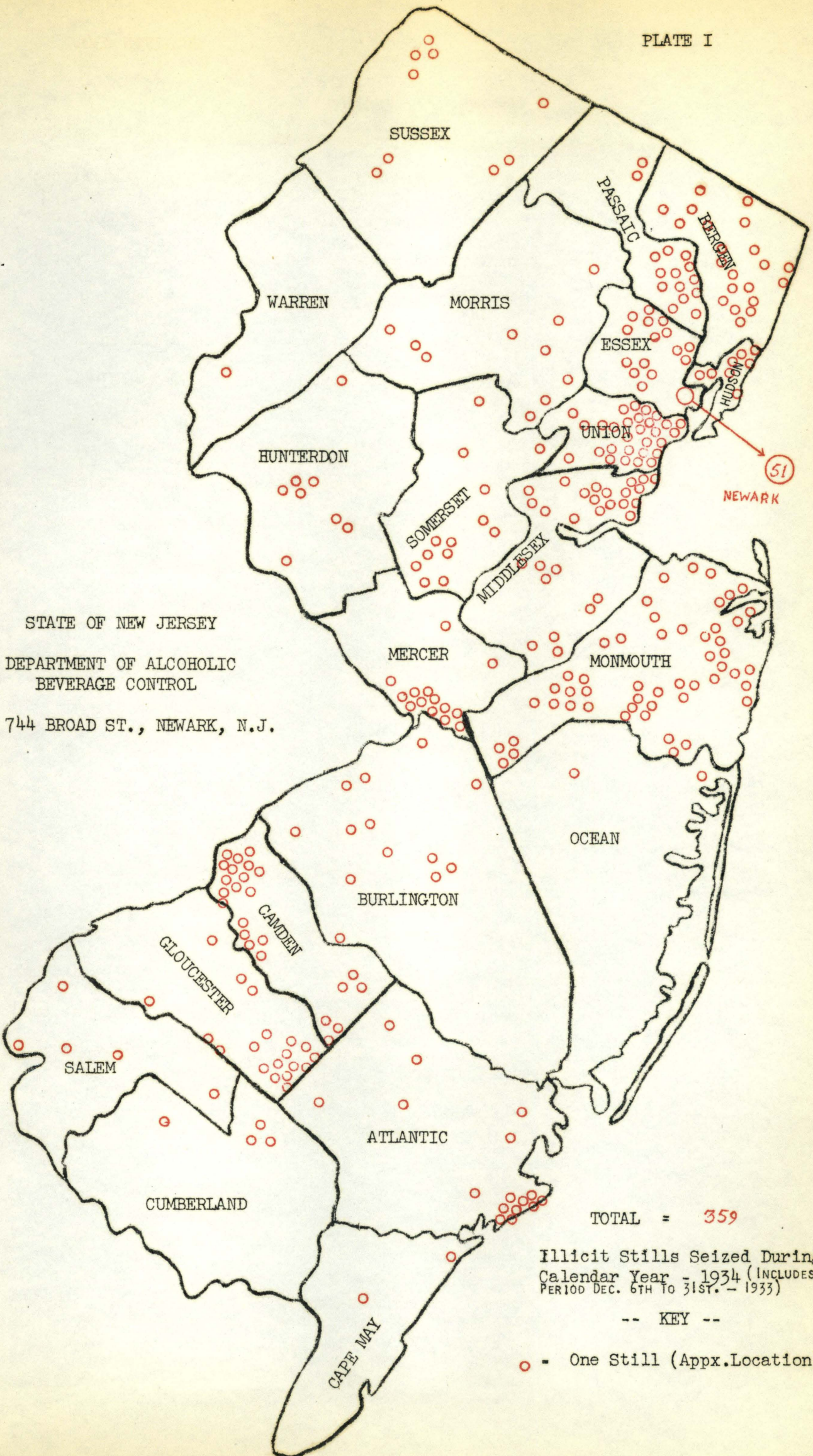
The early years of the Department -- formative and exciting -- saw the foundation laid for the reputation which came to epitomize the organization: That is, "an honest day's work, and a long one." The staff obviously believed in their administrator. Though denied the protection of the classified service and compensated then and now at rates relatively lower than are like duties elsewhere, the labor turnover has been remarkably low. The many applicants for employment here have had dinned into their ears the phrase, "few are discharged, seldom does anyone resign and death is rare" among the personnel.

By doing the job the "hard" way the principles and purposes inherent in this essentially genuine method were built into the backbone of the Department. Early impetus was given to character-forming traditions and there sprang into being those customs which bind more closely than laws or rules.

The rough work came in these beginning years. Powerful rings of unlicensed alcohol "cookers" had to be smashed. Brawn and brain worked hand in hand in a program of progress: Reference to Plates I. through VI. will show with what measure of success. The calendar year 1934 yielded 359 stills. In 1935, the top year, there were 427 still seizures; 41 of these were taken as the result of the initial action of other state or local enforcement units.

It is a privilege to pay tribute to the help which the municipal, county and state police have given us in generous measure. Where stills, alcohol "drops" and unlawful transportation have been involved we owe a debt of gratitude to them for immeasurable aid and valuable information. Such assistance made possible the seizure in 1936 of 406 stills, of which 113 came from the efforts of municipal and state police units. The total in 1937 was 272 stills -- 13 of them taken by state or municipal police.

A still seizure sets the blood tingling and has all the joy of a chase. The men cheerfully endure the hardships of all sorts of weather and hours when a still is in the offing. Their favorite duty assignments come less frequently these days, however. In 1938 our still seizures declined to



STATE OF NEW JERSEY
 DEPARTMENT OF ALCOHOLIC
 BEVERAGE CONTROL
 744 BROAD ST., NEWARK, N.J.

TOTAL = 359

Illicit Stills Seized During
 Calendar Year - 1934 (INCLUDES
 PERIOD DEC. 6TH TO 31ST. - 1933)

-- KEY --

○ - One Still (Appx. Location)

226 and in 1939 the total was only 133. These declining figures are a source of satisfaction and so is the story of the spot maps which we hope you will study.

We do not boast that unregistered stills are well-nigh exterminated in New Jersey. Annihilation by any enforcement method will be impossible in our time as long as there exists the invitation of high liquor taxes. Alcohol is easily made and with extremely simple distilling apparatus -- a fact which is well-known to a great many individuals not too disposed to labor for a living within the law. Many of the operators of stills of commercial proportions, we are glad to note, have been taken out of circulation through the thoroughgoing investigations of the Federal Alcohol Tax Unit which devotes much of its time to the suppression of illicit stills in this state.

The continued cooperation of all municipal, county, state and federal enforcement units in New Jersey, may, we believe, be expected to keep the making of illicit alcohol and liquor at a minimum which will represent no serious threat to the licensed industry.

III.

We have discussed still seizures to the exclusion of other types of violations committed by the unlicensed fraternity. Next in importance to unlawful manufacture is the need to suppress the speakeasy -- the unlicensed retail outlet for illicit liquor. A special corps of men selected for their particular fitness for this work is kept busy daily making "buys" to lay the groundwork for warrants for search and seizure of these premises and arrest of the operators. These arrests made up a large part of the 350 such actions in the fiscal year ended June 30, 1940. Schedule "H", pp. 22 & 23.

Inadequate man-power compels us to give first attention to the violations which yield quick results. There exists well-founded suspicion

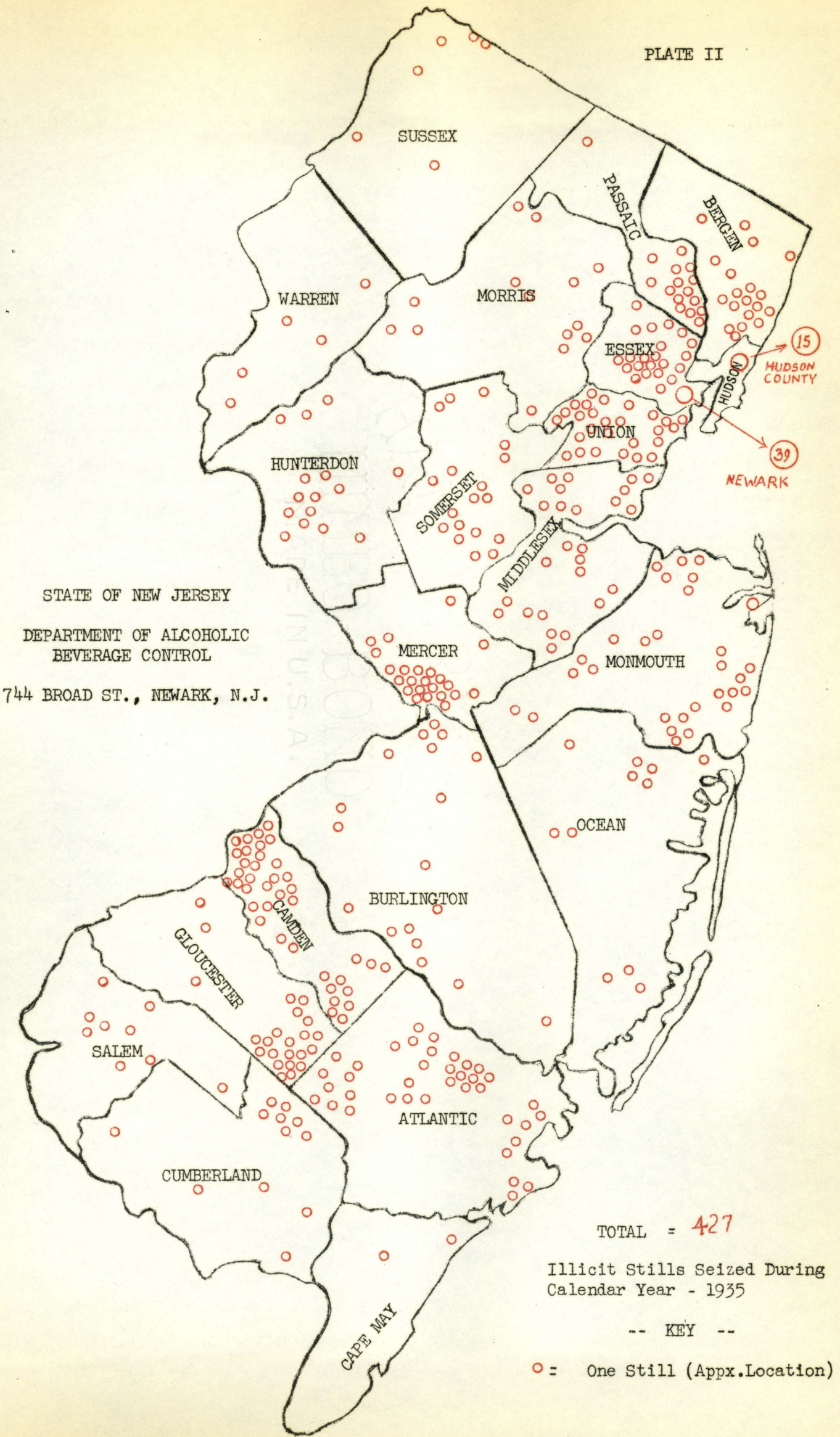
of transportation violations in illicit liquor which would require long, careful checking and "tailing" but for which we have neither the men nor time available. We do not hesitate to say that twenty men added to the staff would cause additional revenue to flow to the State far in excess of their combined salaries.

We find cause for satisfaction in reviewing the reports of the State Beverage Tax Division. The Division has no direct administrative connection with this Department yet its tax collections are bound to be affected by the enforcement work of our men. Taxes collected in the calendar year 1934 were over \$4,698,000. In 1935 they rose to over \$6,341,000. The figure was more than \$7,872,000 in 1936. A further rise in 1937 brought it to over \$8,919,000. A slight drop in 1938 put the total at over \$8,469,000. A rise in 1939 yielded the sum of over \$9,026,000 and the first nine months of 1940 yielded over \$739,000 more than the same period in 1939.

This considerable and nearly constant rise in alcoholic beverage taxes, aside from the constantly alert and industrious application of the Tax Division personnel, is in large measure due to the stemming of illicit manufacture and distribution by this and other enforcement units. As the tide of bootleg liquor has gone down, the taxpaid beverages have flowed into their place in the market.

IV.

Progress in the suppression of illicit alcohol manufacture has, over a period of time, provided the opportunity to shift the efforts of some of the men from punitive enforcement to a program which embodies some of the elements of crime prevention. Under the law the Department is required to inspect all licensed premises. In discharging this obligation among the nearly 12,000 municipal licensees in the State (Schedule "E", p. 19), the Department has combined with the duty a service which attempts to bring the licensee into compliance with the law and State regulations rather than leave him to fall



STATE OF NEW JERSEY
 DEPARTMENT OF ALCOHOLIC
 BEVERAGE CONTROL
 744 BROAD ST., NEWARK, N.J.

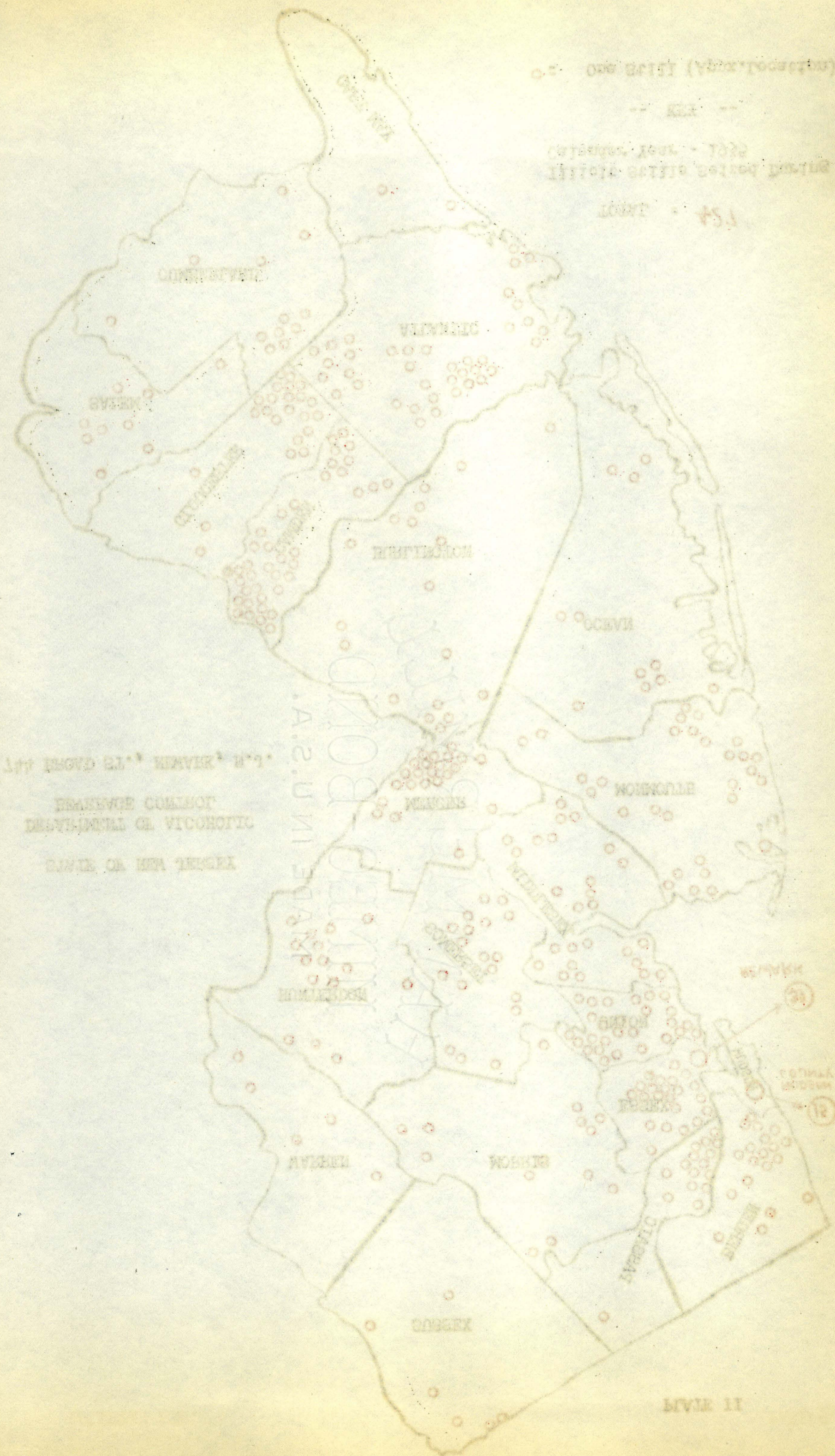
TOTAL = 427

Illicit Stills Seized During
 Calendar Year - 1935

-- KEY --

○ = One Still (Appx. Location)

0 - 000 0000 (0000000000)
 --- 000 ---
 0000000000 - 0000
 0000000000 0000000000
 0000 - 0000



000 0000 0000 0000
 000000 000000
 00000000 00000000
 0000 0000 0000

into error by his own devices and later get caught and punished.

This service virtually carries the Department to the premises of the licensee and affords him its facilities. In friendly and helpful fashion his questions are answered and he is set straight on the requirements of the law and the rules and regulations. His open bottles of liquor are inspected and tested for proof and if any do not appear genuine as labeled they are brought to the Department Chemist at headquarters for comparative analysis with a known genuine sample. In this way over 146,000 bottles of liquor were tested on licensed premises during the last fiscal year and more than 16,000 inspections were made among retail licensees. Schedule "H", pp. 22 & 23. Other violations, generally of minor importance, were observed and corrected; most numerous among these were unqualified employees on licensed premises. In an effort to break up repeated violations of this class, the Department now requires a validating permit where the offense recurs with a licensee.

State licensees were inspected last fiscal year to the number of 899. Violations were observed and corrected in 105 instances. Schedule "H", pp. 22 & 23. The same helpful advice and service is accorded state licensees as is extended to municipal licensees.

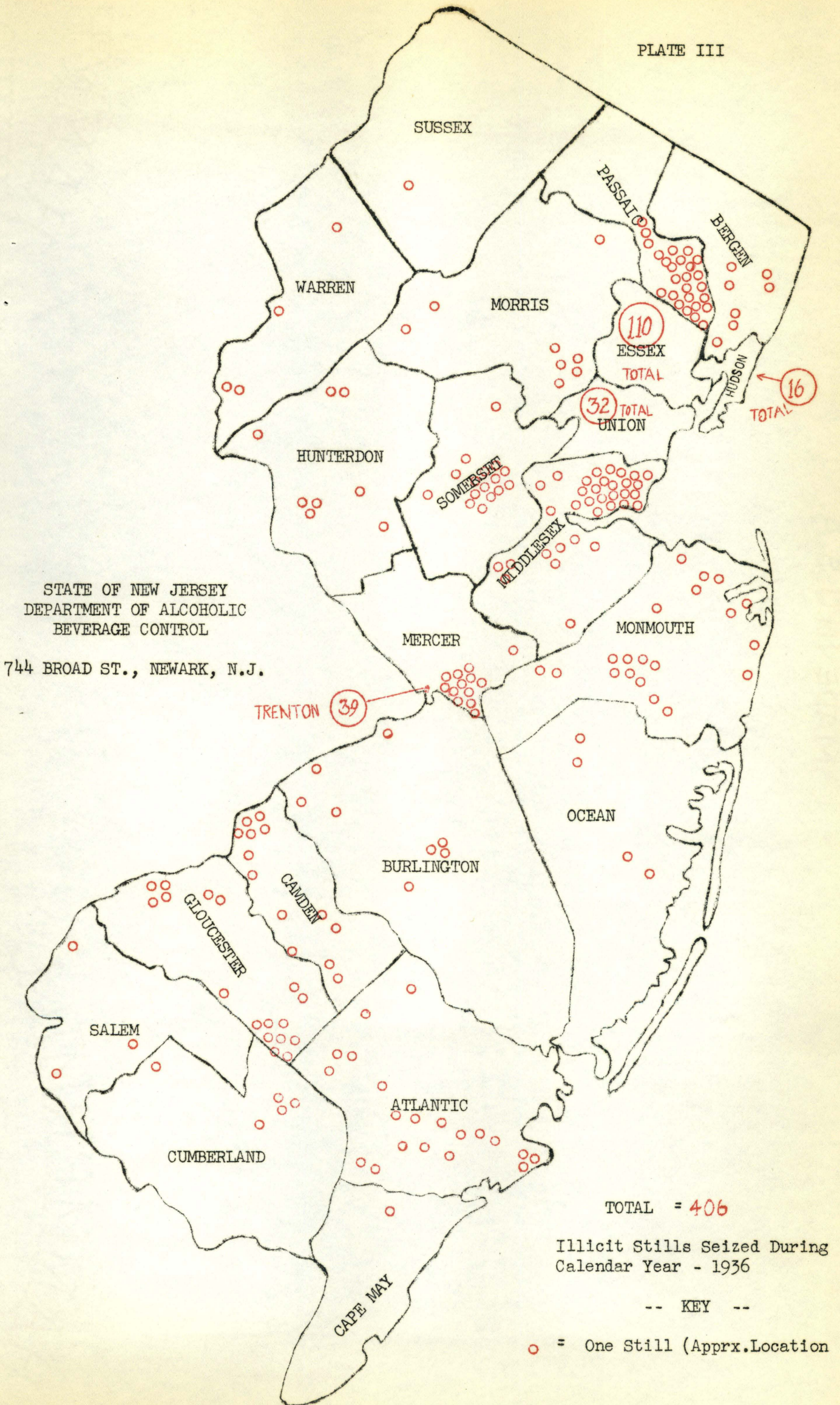
Last year, of 357 arrests, only 7 were of licensees. Schedule "H", pp. 22 & 23. In the previous year 37 of the arrests were of licensees. It is believed that our expanding program of prevention is yielding positive results in guiding licensees away from errors which formerly resulted in the arrest or suspension, or both, of many of them.

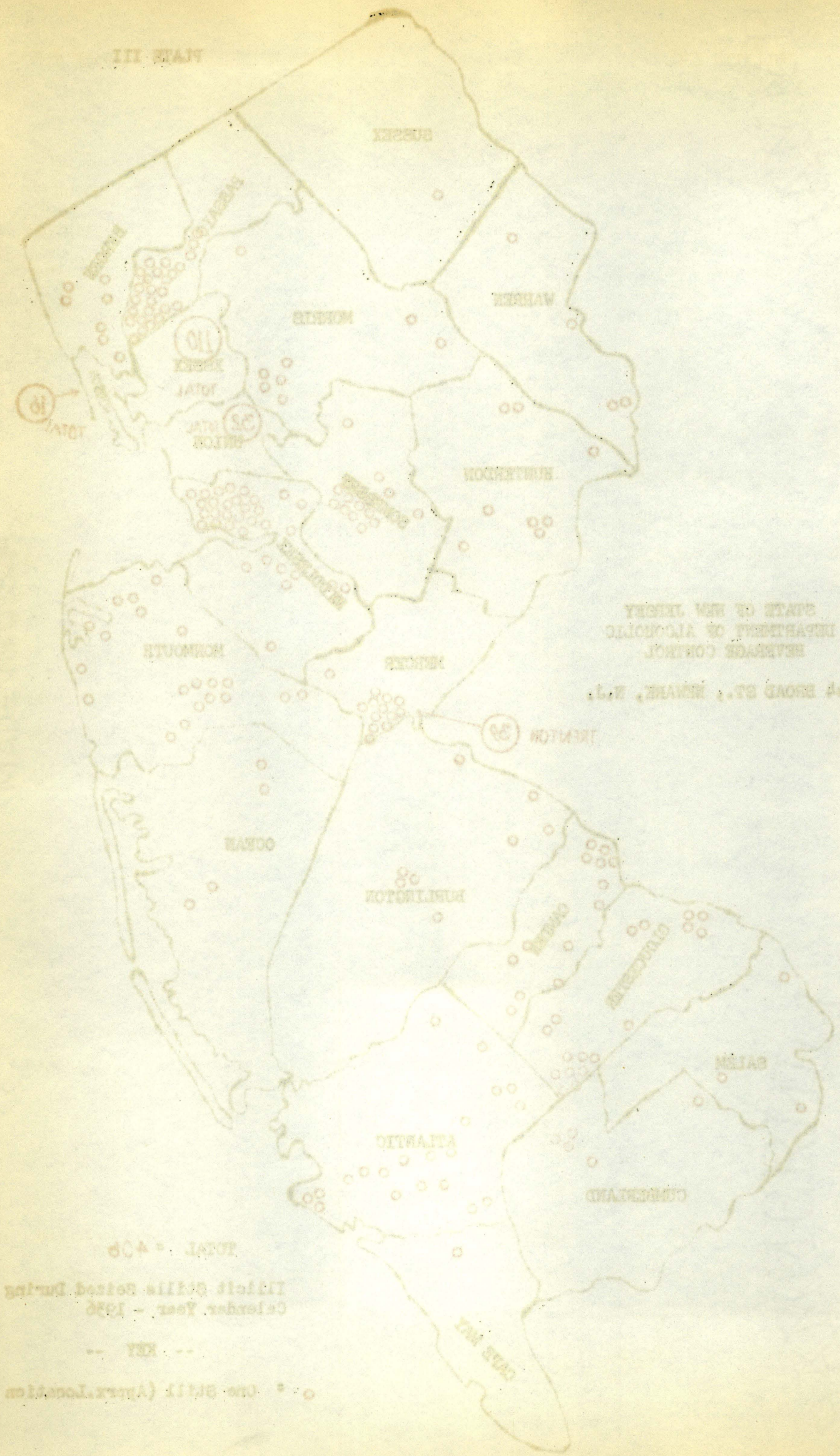
A police department is a service organization. In carrying out its duties and responsibilities of enforcement it renders a service for which the public expects to pay out of the general fund of revenue. The functions of this

Department are fundamentally enforcement in their nature and in this respect it is somewhat unique. Though its activities are predominantly enforcement in character its net earned revenue exceeded expenditures by \$95,000 in the last fiscal year. This was not an unusual year. Since the institution of the Department on December 6, 1933, the aggregate income has exceeded its total outgo by over \$1,000,000. Schedule "D", p. 18. The Department has proven its worth in bringing about increases in revenue through its direct efforts. Indirect fruits of its activities may be seen in annual increases in tax revenue to a total now of over \$9,000,000. Municipal revenue from liquor licenses during last fiscal year was over \$4,400,000. Schedule "E", p. 19.

This means that the legal sale of liquor yields an annual revenue of nearly \$14,000,000 to the state and local governments. Certain unreported municipal fees imposed for license transfers and the like would probably swell this total considerably. This impressive relief to general taxation seems worth protecting as far as it comports with a real, artificially-unstimulated consumer-desire for liquor. Its best protection is sound and adequate enforcement. Nothing brings a liquor system into disrepute as fast and as sure as an ineffective or corrupt policy of administration of the law and rules. The administration must be firm, fair and fast.

Because of shortage of man-power this Department has had to be selective in its enforcement, hitting where it could do the most good. To do a complete job beginning at the grass roots of the system, it needs the men and the money to correct certain aggravated conditions which exist throughout the State. If these sores are allowed to fester and spread they may well accelerate a movement which will grow in strength and concerted effort. An ounce of prevention is just as long-sighted today as in the time of Poor Richard.





STATE OF NEW JERSEY
 DEPARTMENT OF ALCOHOLIC
 BEVERAGE CONTROL

100 BROAD ST., TRENTON, N.J.

● = One Still (Any Location)
 -- KEY --
 Circular Year - 1930
 Initial State Bond During
 TOTAL = 406

VI.

Appeals to the Commissioner from the action of municipal issuing authorities in licensing and disciplinary matters showed an almost negligible increase. Although the total number increased by six, the number of affirmances increased by twenty-four, indicating the Department's continuing policy to back-stop municipal action unless that action appears so unreasonable and arbitrary as to require reversal. Of the 167 appeals, in only twenty-nine was the municipal action reversed. Schedule "F", p. 20. By and large, the Department has consistently sought to honor the fundamental principle of Home Rule, striving always to render to both licensees and municipalities that public service and assistance which, co-equal with enforcement of the law, is its primary duty.

Appeals from the determination of the Commissioner were taken in five cases, one of which was discontinued, in three of which the Commissioner's action was affirmed, and in the last of which his action was affirmed in part and reversed in part. It should be noted that in that case (Phillipsburg v. Burnett, 125 N.J.L. 157), the Supreme Court, referring to the provisions of R. S. 33:1-41, observed:

"The statutory language granting the right of appeal from limitations in number (of licenses) is not entirely clear; but the proposition that a state administrative officer may flatly repeal a municipal ordinance, . . . is rather startling."

To clarify the statutory language which the Supreme Court indicates is not clear, suitable amendment of the law may be deemed advisable.

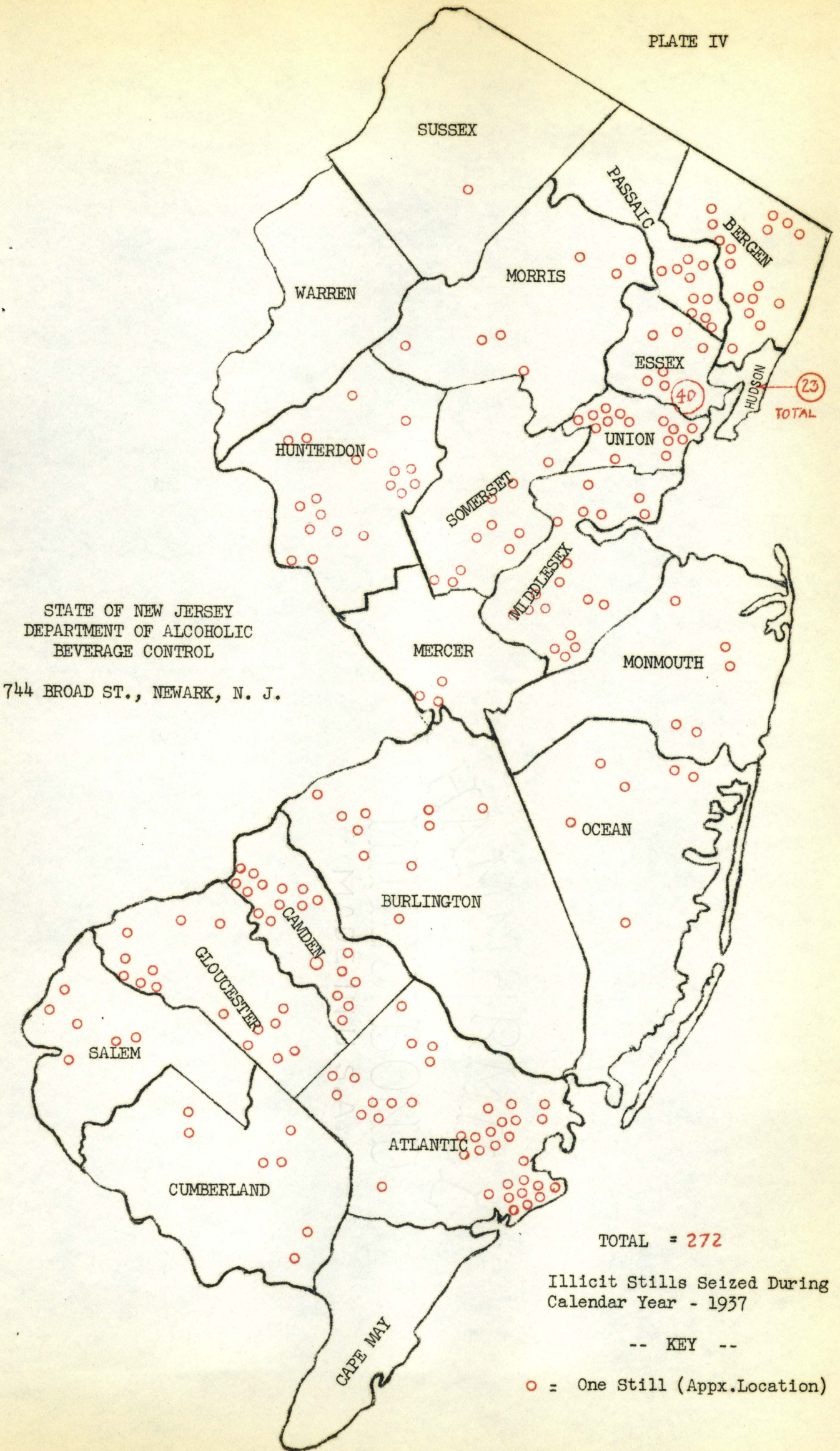
VII.

The number of disciplinary proceedings shows a gratifying decrease from a total of 742 to 627, with the decrease being about equally divided between the cases referred by the Department to municipal issuing authorities and those conducted directly by the Department. Schedule "G", p. 21.

Of the 379 proceedings conducted by municipalities, the license was revoked in 10 and suspended in 297; the charges were dismissed in only 24. Of the 248 proceedings conducted at the Department, the license or permit was revoked or cancelled in 21, surrendered under fire in 2, and suspended in 150; charges were dismissed in only 14 cases. In 32 of the cases, the proceedings were instrumental in compelling compliance with the Alcoholic Beverage Tax Law by the payment of taxes and penalties.

As with appeals, the policy of the Department to cooperate with municipal governing bodies and to assist them in every way possible to police their own licensees is reflected in the large number of proceedings referred to municipalities for prosecution. In these cases, investigation is made by the Department, the case is prepared in synopsis form for the use of the municipality at the hearing, and the necessary witnesses from the Department are produced at the hearing, all without expense to the municipality. The excellent response of municipal issuing authorities, sensible of the value of close cooperation between themselves and the Department, is evidenced by the fact that in no instance was it deemed necessary to deprive any municipality of its disciplinary powers because of continuing inadequate enforcement.

At present, there remain but three municipalities on the "black list": Wallington, West New York and Newark, the latter contributing heavily to the number of proceedings which require conduct directly at this Department. Others conducted at the Department against municipal licensees are those in which complaint has been made by a coordinate law-enforcement agency such as the Federal Alcohol Tax Unit; those instituted upon request of the State Tax Department to enforce compliance with the Alcoholic Beverage Tax Law; those involving state-wide policy, such as Fair Trade cases; and those inviting complex questions of general law, such as fraud and "front" cases.



(23) TOTAL

(40)

TOTAL = 272

Illicit Stills Seized During Calendar Year - 1937

-- KEY --

○ = One Still (Appx. Location)

VIII.

The statute provides that the respective municipalities shall issue the retail licenses. That is sound, as well as natural. It is the municipal officials who have first-hand and intimate knowledge of local conditions and requirements and who are best qualified to decide, in the first instance, whether or not a local license shall be issued. It breathes life into our accepted principle of Home Rule. Complementing this, is the authority in municipalities to limit licenses, establish hours, and otherwise regulate the conduct of licensed businesses and the nature and condition of licensed premises, which the statute further confers.

Municipal limitations of licenses and regulations of hours are, by statute, subject to review by the Commissioner on appeal. The other regulations are, by statute, subject to the approval of the Commissioner first obtained.

There are in the State 566 municipalities, in 512 of which retail licenses are issued. In 518, regulations have been adopted, many covering the same subject matter, it is true, but many phrased in different terms and contemplating other matters in order to meet the local need.

It is estimated that pursuant to the aforementioned statutory provision, there have come before the Department some five thousand municipal resolutions and ordinances, aggregating in the neighborhood of twenty-five thousand separate sections or regulations. It is the duty of the Department to measure each such regulation for its legality, reasonableness and enforceability, and to approve or disapprove, or recommend revision or correction, as the statute requires. In so doing, uniform criteria must be formulated and consistent policies applied. In fairness and in the interest of proper administration there must be made known to the municipalities the standards by which the regulation will be judged. This is true whether the local

regulation is within the jurisdiction of the Department to approve or disapprove, either in the first instance or on appeal.

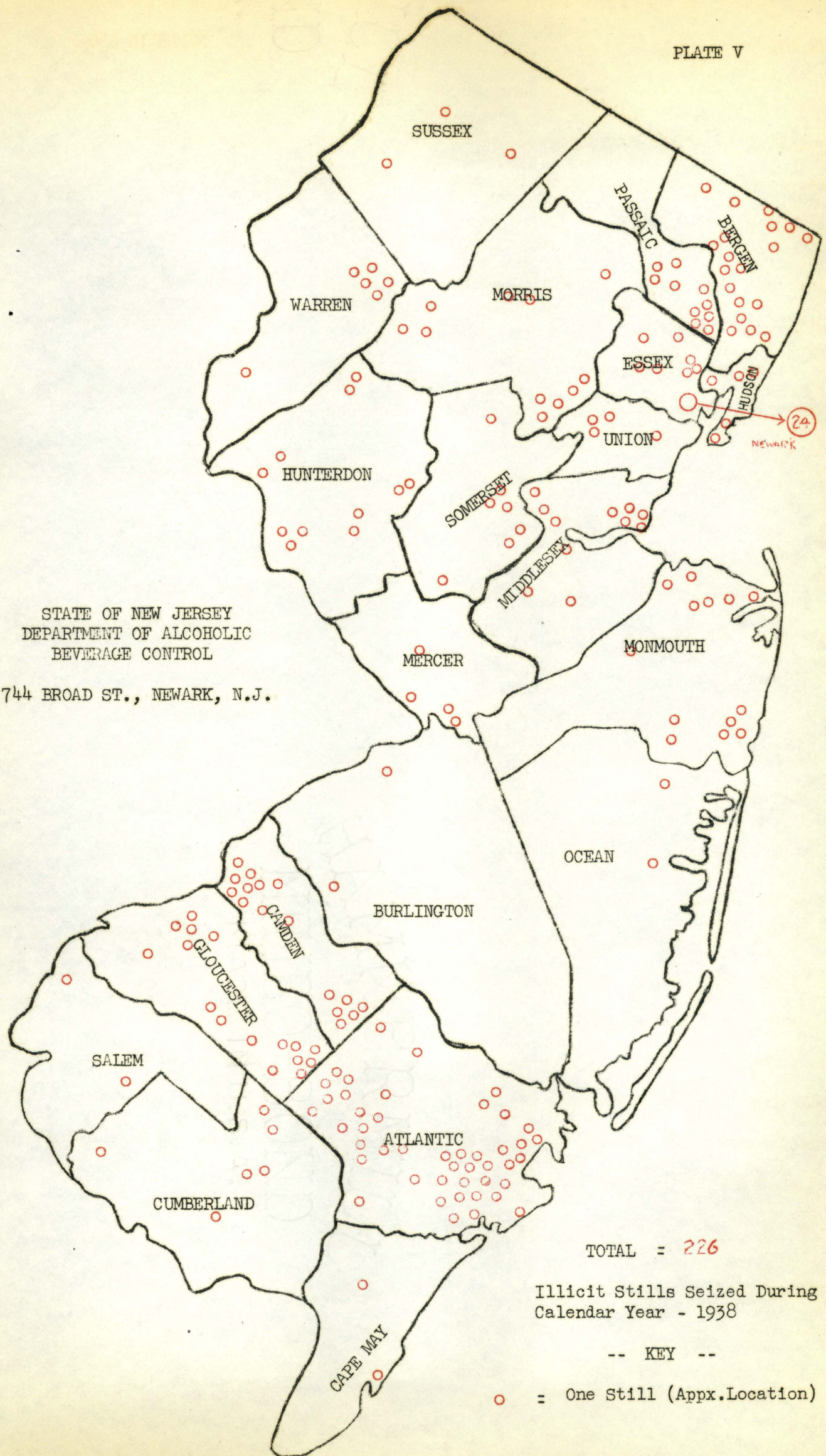
The very apparent benefits which have accrued in the course of the years from this practice are the increasing thoroughness of municipal administration, the increasing uniformity of municipal administration as between the several municipalities in the State, the increasing municipal initiative and cooperation in the administration of liquor matters, and the resulting improvement in the general administration of the law.

IX.

The Fair Trade price structure in this State has been subjected to serious strain by a ruinous retail liquor price war in New York City. These violent price fluctuations have occurred in a period subsequent to the fiscal year reported in these pages, but they are symptomatic of the disturbing factors which conditions in a bordering state may introduce into the control problem and they bring to mind factors which should be discussed here.

Since the Fair Trade regulations went into effect on September 15, 1938, the evil of price cutting in liquor has been brought under reasonable control in this State. Observation has taught us that bargains in liquor, while they may be temporarily and relatively pleasing to the consumer, do not redound to the long-run benefit of either the consumer or the liquor industry. The preamble to the Fair Trade liquor statute recognizes undue stimulation, indiscriminate price cutting, price wars and excessive advertising of bargain prices as practices "detrimental to the proper operation of the liquor industry and contrary to the interests of temperance - -."

The retailers and wholesalers have in general expressed their satisfaction with the stabilization which Fair Trade has provided at the retail level. Upsets in prices are frowned upon by the average retailer, although an individual here or there may find them to his selfish advantage.



STATE OF NEW JERSEY
DEPARTMENT OF ALCOHOLIC
BEVERAGE CONTROL

744 BROAD ST., NEWARK, N.J.

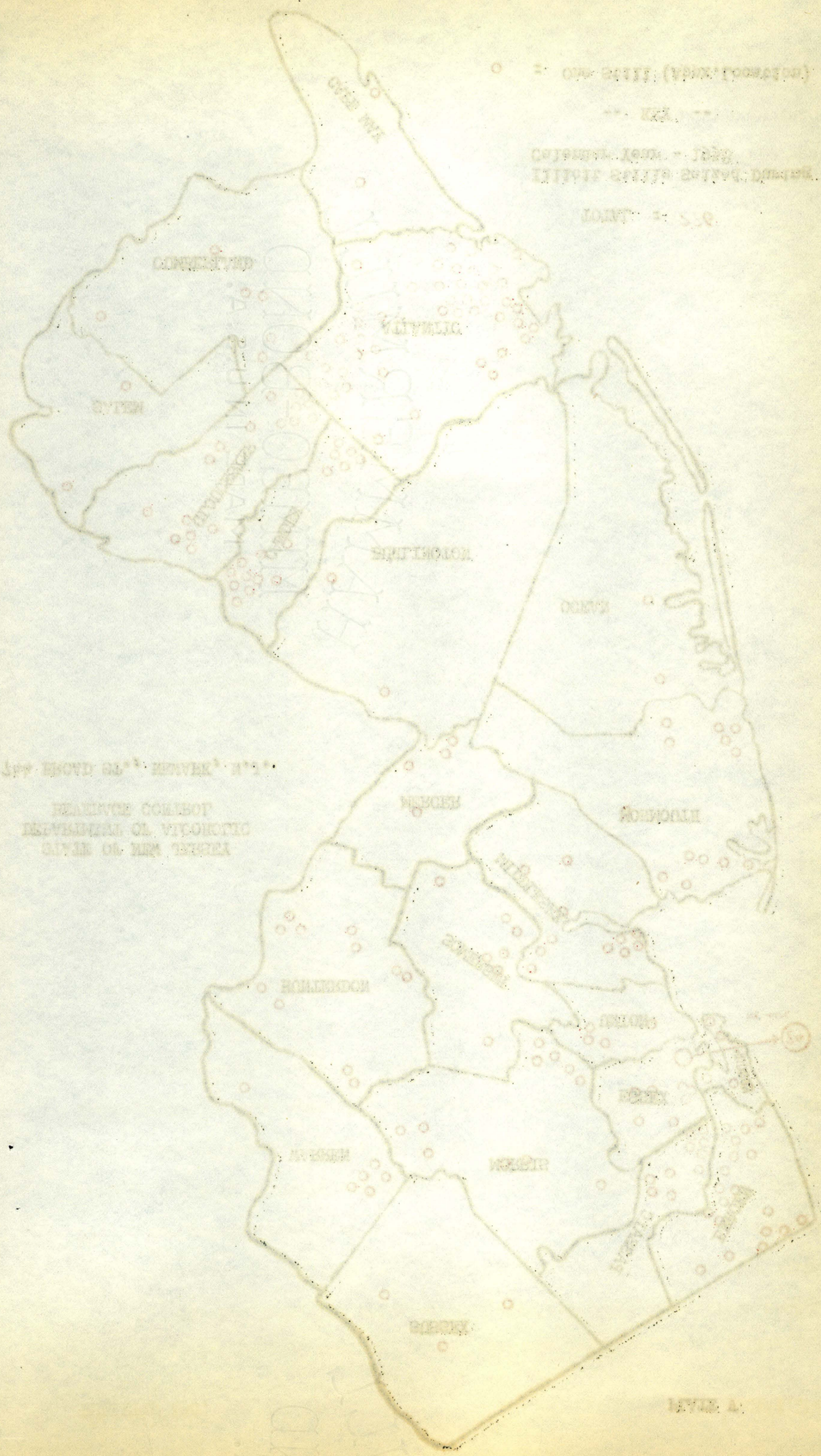
TOTAL = 226

Illicit Stills Seized During
Calendar Year - 1938

-- KEY --

○ = One Still (Appx. Location)

(continued) (1944-1945)
 ...
 ...
 ...
 ...



...
 ...
 ...

FIGURE 4

The New York City price war has adversely affected certain package store owners in the counties from which commuters travel daily to New York. From a few retailers -- a very few -- came the cry for a temporary abandonment of the Fair Trade regulations so that New York prices could be met. This would have meant a price war in New Jersey to meet that across the Hudson. Rather than a remedy, such suspension would probably have aggravated and extended the distress. Furthermore, any interruption to the effectiveness of Fair Trade would have to be on a state-wide basis and to withdraw its benefits from twenty-one counties because of the professed needs of three of them would have caused more and greater sores than it cured. Hence the Fair Trade rules were not suspended. Those licensees who depend upon the commuter trade have been, in general, "big enough" to suffer in silence pending the day when the New York price level regains normality.

To protect the licensees of the state, a patrol was set at the bridges, tunnels and ferries from New York City. Non-licensees who were apprehended importing more than the permissible limit of alcoholic beverages (a gallon of wine and a case of malt beverages and a gallon of whiskey in any consecutive 24-hour period for personal use) were required to secure a validating permit and pay the State tax. Licensees were arrested. The patrol was helpful in keeping importations within the permissible limits.

In the attitude of licensees during the New York price war we have one of the best indications that Fair Trade works in New Jersey. It is voluntary in its listings and comprises only about 600 items out of an estimated possible 1500. Most of the nationally-advertised brands are listed, however. There are cheating licensees, of course, who sell below the minimum resale price. We go after them and suspend the license: Over 150 such suspensions have been imposed for this cause.

There has been some talk of mandatory Fair Trade -- all items would be required to be listed. An obstacle to mandatory listing appears in the

possibility that compliance might be given, for instance, by listing a quart at five cents but still defying the spirit and purpose of the requirement. One evil of the present system against which some headway has been made is the practice of some wholesalers or manufacturers who list all sizes of a brand except the quarts or fifths or half gallons, and then price the unlisted size at a figure utterly out of proportion to the listed prices. In this way quarts may sometimes be purchased at lower prices than the fifths of the same brand, or half gallons at a few cents more or less than the quarts.

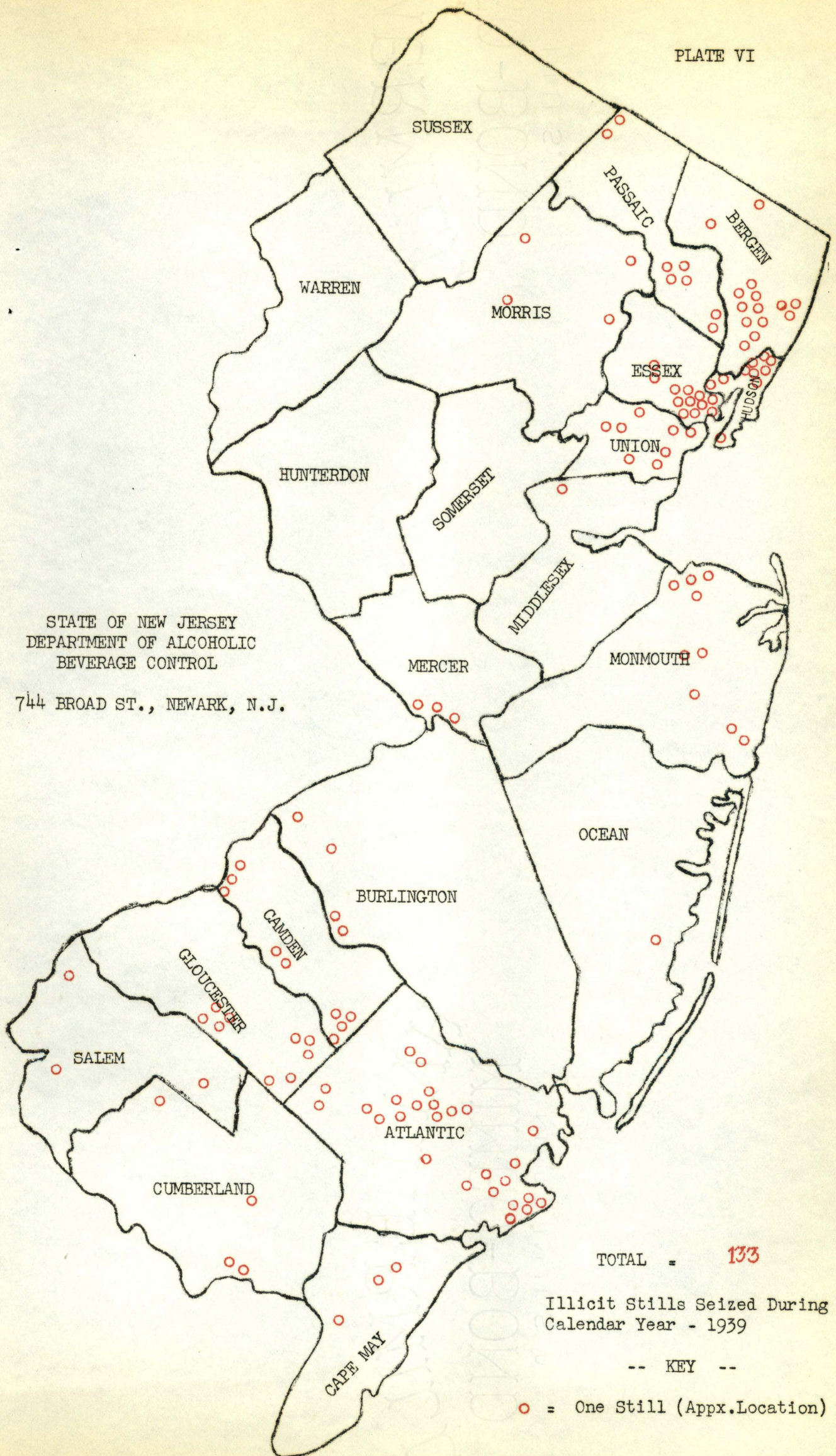
Evidence of the willingness of the wholesalers and manufacturers to help us keep our Fair Trade structure intact was given when a new price list was recently announced. A few important brands were at first withdrawn and certain half gallon sizes were removed from listing. With the effective help of the wholesalers' and retailers' organizations and after a few conferences with the manufacturers, the omitted brands were restored to the list, several half gallon sizes, previously unlisted, were given Fair Trade standing and the result was a net gain for voluntary Fair Trade. This occurred while a violent price war was waged in New York, yet, in the face of this unrest, heartening Fair Trade gains were made and consolidated in New Jersey.

X.

The Department has continued its interest in interstate liquor control problems and was represented at the Interstate Conference in Buffalo in January of this year. As to most of the suggested legislative proposals of the Council of State Governments, New Jersey had already made suitable provision in the law. Where certain phases of the suggestions remain to be covered, steps have been taken to bridge the gaps by state rule under authority already conferred by statute.

XI.

As we do now, it is hoped that the head of this Department will ever record in his annual report the reverent remembrance due the pioneer and maker of well-blazed trails -- D. FREDERICK BURNETT.



STATE OF NEW JERSEY
DEPARTMENT OF ALCOHOLIC
BEVERAGE CONTROL

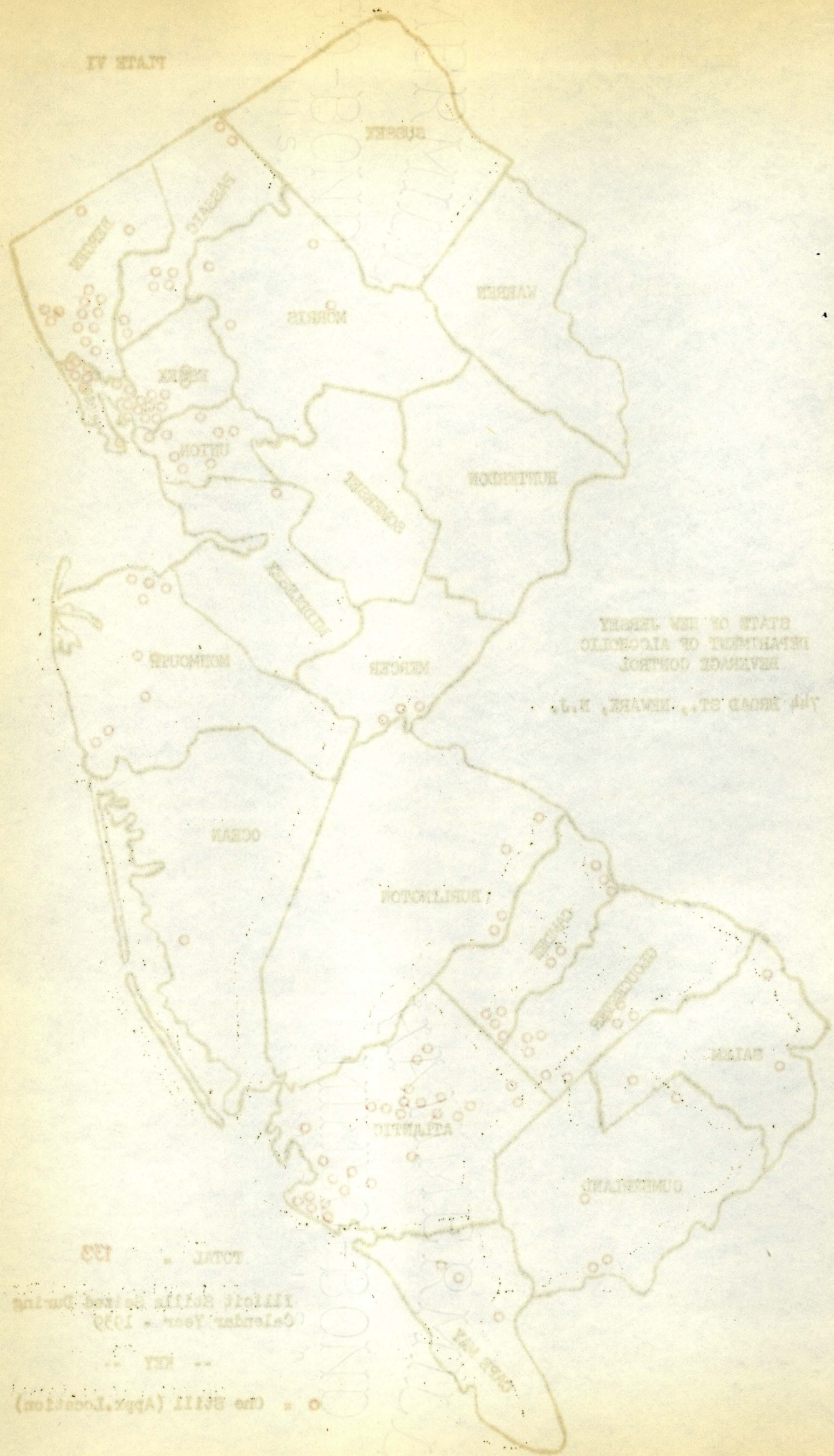
744 BROAD ST., NEWARK, N.J.

TOTAL = 133

Illicit Stills Seized During
Calendar Year - 1939

-- KEY --

○ = One Still (Appx. Location)



STATE OF NEW JERSEY
 DEPARTMENT OF ALCOHOLS
 BEVERAGE CONTROL

100 BROAD ST., NEWARK, N. J.

● = One Still (Appx. Location)
 -- KEY --
 Calendar Year - 1939
 Illicit Still Located During
 TOTAL - 133

XII.

The following Schedules are attached:

- SCHEDULE "A" - Report of Activities Of License Division - State Licenses And Permits Issued - Fees And Other Revenue Received For Period July 1, 1939 Through June 30, 1940;
- SCHEDULE "B" - Recapitulation of Revenue Received From Issuance Of State Licenses And Permits, And Other Income, By Fiscal Years From December 6, 1933 Through June 30, 1940;
- SCHEDULE "C" - Comparative Schedule, By Fiscal Years, Of Expenses Incurred By The Department;
- SCHEDULE "D" - Recapitulation Of Expenses Incurred And Revenue Received For Period December 6, 1933 Through June 30, 1940;
- SCHEDULE "E" - Number of Municipal Licenses Issued And Amount Of Fees Paid, In Each County, For Period July 1, 1939 Through June 30, 1940, According To Certifications Received From The Issuing Authorities;
- SCHEDULE "F" - Recapitulation, By Fiscal Years, Of Disposition Of Appeals To The Commissioner From Municipal Determinations For Period December 6, 1933 Through June 30, 1940;
- SCHEDULE "G" - Disciplinary Proceedings Instituted Against Licensees And Permittees For Period December 6, 1933 Through June 30, 1940;
- SCHEDULE "H" - General Enforcement Activity For Fiscal Year - July 1, 1939 Through June 30, 1940;

- SCHEDULE "I" - Election Day Inspections Of Retail Licensed Premises To June 30, 1940;
- SCHEDULE "J" - Recapitulation Of Seizures, By Fiscal Years, For Period December 6, 1933 Through June 30, 1940;
- SCHEDULE "K" - Gallons Of Alcohol, Whiskey And Wine Delivered To State, County And Municipal Institutions And Hospitals;
- SCHEDULE "L" - In The Municipalities Hereinafter Set Forth, For The Reasons Indicated, No Municipal Retail Licenses Are Presently Outstanding* And Hence, No Retail Sales Of Alcoholic Beverages Pursuant To Such Licenses May Presently Be Made;
(* As of 9/10/40)

Respectfully submitted,

E. W. Barrett

ACTING COMMISSIONER.

SCHEDULE "A"REPORT OF ACTIVITIES OF LICENSE DIVISION - STATE LICENSES AND PERMITS ISSUED - FEES AND OTHER REVENUE RECEIVED FOR PERIOD JULY 1, 1939 THROUGH JUNE 30, 1940.

<u>TYPE</u>	<u>NUMBER ISSUED</u>	<u>REVENUE</u>	
<u>STATE LICENSES</u>			
Plenary Brewery	4	\$ 16,000.00	
Limited Brewery	12	12,000.00	
Plenary Winery	40	19,012.33	
Limited Winery	51	2,675.00	
Limited Distillery	8	6,041.11	
Supplementary Limited Distillery	8	950.00	
Rectifier and Blender	17	36,504.54	
Bonded Warehouse Bottling	1	500.00	
Plenary Wholesale	77	112,520.54	
Limited Wholesale	64	45,400.68	
Wine Wholesale	16	15,238.35	
State Beverage Distributor	182	89,463.02	
Plenary Export Wholesale	13	24,860.27	
Plenary Export Wholesale - Conversion	6	1,076.72	
Limited Export Wholesale	3	3,750.00	
Plenary Retail Transit	16	2,256.16	
Transportation	101	18,737.00	
Public Warehouse	9	878.08	
Warehouse Receipts	28	2,296.45	
Municipal - issued by Commissioner	126	1,260.00	
Total	782		\$411,420.25
<u>PERMITS</u>			
Special	5,871	64,508.93	
Wine	2,835	2,835.00	
Solicitors	3,787	18,935.00	
Employment	5,703	5,703.00	
Permit Extensions	7	13.00	
Total	18,203		91,994.93
<u>LICENSE CHANGES</u>			
Change of Address	39	195.00	
Additional Premises	27	5,148.68	
Transfers	19	1,460.00	
Total	85		6,803.68
<u>MISCELLANEOUS FEES</u>			
Transportation Insignia	5,378	10,756.00	
Special Transportation Certificates	1,280	1,280.00	
Certified copies of Licenses and Permits		397.80	
Bulletin Service		2,777.50	
Lists of Retail Licensees		2,204.50	
Total	6,658		17,415.80
<u>OTHER REVENUE</u>			
Forfeited Fees		499.67	
License Application Investigation Fees		291.88	
Seizure Costs		920.53	
Cash Seizures		88.41	
Forfeited Seizure Security Deposits		35.00	
Tax Revocation Service Charges		190.00	
Adjusted License Fees		320.00	
Prior Year Revenue		494.04	
Miscellaneous		180.98	
Total			3,020.51
GROSS EARNED REVENUE			530,655.17
LESS REVENUE REFUNDED			1,548.07
NET EARNED REVENUE			\$529,107.10

SCHEDULE "B"

RECAPITULATION OF REVENUE RECEIVED FROM ISSUANCE OF STATE LICENSES AND PERMITS,
AND OTHER INCOME, BY FISCAL YEARS FROM DECEMBER 6, 1933 THROUGH JUNE 30, 1940.

TYPE	12/6/33	7/1/34	7/1/35	7/1/36	7/1/37	7/1/38	7/1/39	TOTAL
	to 6/30/34	to 6/30/35	to 6/30/36	to 6/30/37	to 6/30/38	to 6/30/39	to 6/30/40	to 6/30/40
<u>STATE LICENSES</u>								
Plenary Brewery	32,995.02	8,000.00	10,246.57	12,000.00	12,000.00	16,000.00	16,000.00	107,241.59
Limited Brewery	687.68	18,500.00	17,500.00	18,500.00	20,500.00	15,500.00	12,000.00	103,187.68
Plenary Winery	6,143.90	12,619.17	12,969.98	15,223.29	16,067.13	16,256.16	19,012.33	98,291.96
Limited Winery	1,172.23	3,882.82	4,501.00	4,900.00	6,675.00	5,900.00	2,675.00	29,706.05
Plenary Distillery	31,068.50	34,027.40	7,500.00					72,595.90
Limited Distillery	4,504.65	26,500.00	25,965.76	9,863.01	7,493.14	6,597.26	6,041.11	86,964.93
Supp. Limited Distillery			802.06	2,268.49	850.00	650.00	950.00	5,520.55
Rectifier and Blender	35,274.79	107,146.12	75,595.89	60,369.87	49,780.82	36,205.47	36,504.54	400,877.50
Bonded Warehouse Bottling					110.96		500.00	610.96
Plenary Wholesale	132,577.22	154,879.45	134,066.72	130,331.53	117,743.84	115,845.21	112,520.54	897,964.51
Limited Wholesale	65,222.20	44,295.02	39,417.15	44,739.07	40,847.26	39,694.53	45,400.68	319,615.91
Wine Wholesale			7,038.35	10,128.76	11,271.22	15,002.73	15,238.35	58,679.41
State Beverage Distributor		93,446.95	94,889.03	94,845.22	94,256.18	95,582.20	89,463.02	562,482.60
Plenary Export Wholesale	4,368.22	38,535.56	31,030.14	32,000.00	29,326.03	26,647.95	24,860.27	186,768.17
Plen. Exp. Whsle., Conversion			1,739.72	500.00	1,000.00	500.00	1,076.72	4,816.44
Limited Export Wholesale		815.07	1,250.00	1,250.00	3,750.00	3,750.00	3,750.00	14,565.07
Ltd. Exp. Whsle., Conversion				320.55				320.55
Plenary Retail Transit	645.22	1,520.00	1,350.00	1,532.88	1,970.55	1,984.53	2,256.16	11,259.34
Transportation	12,080.69	26,519.41	21,994.37	20,647.15	19,590.68	19,797.80	18,737.00	139,367.10
Public Warehouse	3.29	2,322.49	2,117.81	1,983.01	1,498.63	948.49	878.08	9,751.80
Warehouse Receipts			1,195.09	3,439.28	3,375.91	2,428.22	2,296.45	12,734.95
Municipal - issued by Comm'r.	40.00	300.00	1,000.00	1,200.00	1,130.00	1,190.00	1,260.00	6,120.00
<u>PERMITS</u>								
Special	1,995.00	24,480.00	42,374.03	57,468.74	61,689.58	65,469.38	64,508.93	317,985.66
Wine		915.00	1,656.00	1,486.00	2,311.00	1,985.00	2,835.00	11,188.00
Solicitors			15,645.00	18,155.00	17,440.00	17,370.00	18,935.00	87,545.00
Employment			560.00	1,857.00	3,382.00	4,585.00	5,703.00	16,087.00
Permit Extensions				151.00	33.00	94.64	13.00	291.64
Emergency Transportation		16.00	14.00	18.00	2.00	2.00		52.00
Forward	328,778.61	598,720.46	552,418.67	545,177.85	524,094.93	509,986.57	503,415.18	3,562,592.27

SCHEDULE "B" Cont'd.

	12/6/33 to 6/30/34	7/1/34 to 6/30/35	7/1/35 to 6/30/36	7/1/36 to 6/30/37	7/1/37 to 6/30/38	7/1/38 to 6/30/39	7/1/39 to 6/30/40	TOTAL 12/6/33 to 6/30/40
Brought Forward	328,778.61	598,720.46	552,418.67	545,177.85	524,094.93	509,986.57	503,415.18	3,562,592.27
<u>LICENSE CHANGES</u>								
Change of Address	105.00	240.00	260.00	270.00	295.00	180.00	195.00	1,545.00
Additional Premises	340.06	3,266.51	4,103.05	4,837.50	5,596.06	4,760.62	5,148.68	28,052.48
Transfers			1,520.00	620.00	182.50	250.00	1,460.00	4,032.50
<u>MISCELLANEOUS FEES</u>								
Transportation Insignia	4,302.00	8,126.00	7,922.00	8,982.00	8,986.00	9,300.00	10,756.00	58,374.00
Special Transp. Certificates					869.00	1,051.00	1,280.00	3,200.00
Cert. copies Licenses, Permits	37.00	109.00	159.00	863.00	304.50	305.00	397.80	2,175.30
Bulletin Service	7.00	352.00	428.75	424.70	639.40	2,976.60	2,777.50	7,605.95
Lists of Retail Licensees			1,993.00	1,815.00	1,517.50	1,697.50	2,204.50	9,227.50
<u>OTHER REVENUE</u>								
Forfeited Fees		89.45	715.34	588.41	738.00	535.00	499.67	3,165.87
Lic. Appl. Investigation Fees	891.56	5,823.92	1,674.64	359.53	541.52	395.98	291.88	9,979.03
Seizure Costs	144.28	1,578.27	1,918.26	1,670.22	623.56	268.82	920.53	7,123.94
Cash Seizures					145.58	51.62	88.41	285.61
Sale of Seizures		19,483.49	2,064.06	153.15				21,700.70
Forfeited Seizure Security Dep.		166.00	69.00	773.50	100.00		35.00	1,143.50
Tax Revocation Service Charges			85.00	265.00	425.00	335.00	190.00	1,300.00
Adjusted License Fees			700.00	1,250.00	450.00	125.00	320.00	2,845.00
Transcript Fees		167.80	57.60	173.90	187.50			586.80
Prior Year Revenue		4,298.95	3,492.85	2,377.72	227.00	503.00	494.04	11,393.56
Miscellaneous	754.16	78.30	60.60	11.60	11.00	179.35	180.98	1,275.99
GROSS EARNED REVENUES	335,359.67	642,500.15	579,641.82	570,613.08	545,934.05	532,901.06	530,655.17	3,737,605.00
LESS REVENUES REFUNDED	none	1,895.82	243.84	1,625.76	792.98	163.01	1,548.07	6,269.48
NET EARNED REVENUES	335,359.67	640,604.33	579,397.98	568,987.32	545,141.07	532,738.05	529,107.10	3,731,335.52

SCHEDULE "C"

COMPARATIVE SCHEDULE, BY FISCAL YEARS, OF EXPENSES INCURRED BY THE DEPARTMENT.

	12/6/33 to 6/30/34	7/1/34 to 6/30/35	7/1/35 to 6/30/36	7/1/36 to 6/30/37	7/1/37 to 6/30/38	7/1/38 to 6/30/39	7/1/39 to 6/30/40	TOTAL 12/6/33 to 6/30/40
Wages and Salaries	\$ 90,599.68	\$232,570.57	\$283,343.26	\$314,780.34	\$346,482.49	\$344,327.76	\$341,088.45	\$1,953,192.55
Stationery, Office Supplies	14,135.08	6,920.42	8,767.24	9,966.27	5,711.93	9,214.95	5,853.85	60,569.74
Equipment	20,551.79	7,489.24	4,991.93	4,931.63	4,271.09	2,600.41	3,701.81	48,537.90
Other Expenses	50,779.96	96,032.13	116,735.48	97,536.49	89,973.16	90,147.87	82,679.65	623,884.74
TOTALS	\$176,066.51	\$343,012.36	\$413,837.91	\$427,214.73	\$446,438.67	\$446,290.99	\$433,323.76	\$2,686,184.93

SCHEDULE "D"

RECAPITULATION OF EXPENSES INCURRED AND REVENUE RECEIVED
FOR PERIOD DECEMBER 6, 1933 THROUGH JUNE 30, 1940.

Year ending	Net Revenue Received	Expenses Incurred	Excess Revenue Over Income
6/30/34	\$ 335,359.67	\$ 176,066.51	\$ 159,293.16
" " 6/30/35	640,604.33	343,012.36	297,591.97
" " 6/30/36	579,397.98	413,837.91	165,560.07
" " 6/30/37	568,987.32	427,214.73	141,772.59
" " 6/30/38	545,141.07	446,438.67	98,702.40
" " 6/30/39	532,738.05	446,290.99	86,447.06
" " 6/30/40	529,107.10	433,323.76	95,783.34
TOTALS	\$3,731,335.52	\$2,686,184.93	\$1,045,150.59

SCHEDULE "E"

NUMBER OF MUNICIPAL LICENSES ISSUED AND AMOUNT OF FEES PAID IN EACH COUNTY
FOR PERIOD JULY 1, 1939 THROUGH JUNE 30, 1940, ACCORDING TO CERTIFICATIONS RECEIVED FROM THE ISSUING AUTHORITIES.

C L A S S I F I C A T I O N O F L I C E N S E S

COUNTY	PLENARY RETAIL CONSUMPTION		PLENARY RETAIL DISTRIBUTION		CLUB		LIMITED RETAIL DISTRIBUTION		SEASONAL RETAIL CONSUMPTION		Number Surren- dered, Revoked, Expired	Number Licen- ses in Effect	Total Fees Paid
	No. Issued	Fees Paid	No. Issued	Fees Paid	No. Issued	Fees Paid	No. Issued	Fees Paid	No. Issued	Fees Paid			
Atlantic	475	\$ 176,865.43	62	\$ 21,267.81	14	\$ 1,075.00	1	\$ 28.96	5	\$ 668.48	9	548	\$ 199,905.68
Bergen	818	264,722.69	238	55,909.11	49	4,468.76	38	1,658.33	14	2,115.54	15	1,142	328,874.43
Burlington	184	59,354.41	15	3,500.00	30	3,575.00	1	25.00			3	227	66,454.41
Camden	454	189,032.61	49	18,275.00	60	7,293.13	1	50.00	6	1,614.25	6	564	216,264.99
Cape May	127	43,468.39	10	3,344.64	5	500.00					1	141	47,313.03
Cumberland	76	22,244.41	9	1,925.00	24	2,577.54						109	26,746.95
Essex	1,441	724,318.08	350	165,452.29	79	9,892.46	25	1,250.00	2	454.87	8	1,889	901,367.70
Gloucester	112	30,785.54	9	1,325.00	6	329.16					1	126	32,439.70
Hudson	1,643	670,921.01	282	111,747.20	55	6,567.91	58	2,306.64			4	2,034	791,542.76
Hunterdon	83	21,924.53	1	200.00	1	150.00			1	112.54	2	84	22,387.07
Mercer	443	185,744.58	43	11,100.00	35	4,433.42			1	99.80	3	519	201,377.80
Middlesex	616	237,688.31	42	11,167.98	33	2,755.27	1	25.00	5	1,076.27	12	685	252,712.83
Monmouth	532	206,651.18	81	23,348.18	27	2,969.06	10	400.00	47	13,669.57	35	662	247,037.99
Morris	346	96,400.70	72	17,448.35	29	2,322.20	2	50.00	23	3,368.07	24	448	119,589.32
Ocean	184	90,234.77	30	10,231.00	7	700.00					1	220	101,165.77
Passaic	905	343,708.84	124	35,197.68	33	3,974.14	19	815.61	8	1,302.77	12	1,077	384,999.04
Salem	50	15,750.00	4	550.00	8	650.00						62	16,950.00
Somerset	189	64,525.40	22	5,025.00	10	969.80			1	125.00	3	219	70,645.20
Sussex	167	34,907.54	10	1,690.00	5	265.00			6	900.00	7	181	37,762.54
Union	556	273,909.58	124	40,661.13	63	7,072.83	20	860.20	2	616.32	3	762	323,120.06
Warren	140	40,225.09	13	2,332.50	17	1,770.00	2	70.00	5	648.50	5	172	45,046.09
TOTALS	9,541	\$3,793,383.09	1,590	\$541,697.87	530	\$64,310.68	178	\$7,539.74	126	\$26,771.98	154	11,871	\$4,433,703.36

SCHEDULE "F"

RECAPITULATION, BY FISCAL YEARS, OF DISPOSITION OF APPEALS TO THE COMMISSIONER FROM MUNICIPAL DETERMINATIONS
FOR PERIOD DECEMBER 6, 1933 THROUGH JUNE 30, 1940.

	12/6/33 to 6/30/34	7/1/34 to 6/30/35	7/1/35 to 6/30/36	7/1/36 to 6/30/37	7/1/37 to 6/30/38	7/1/38 to 6/30/39	7/1/39 to 6/30/40	TOTAL 12/6/33 to 6/30/40
APPEALS FILED	131	242	150	185	154 ^{2*}	148 ^{13*}	137 ^{30*}	1,147
APPEALS DECIDED	114	219	142	164	124	106	132	
APPEALS WITHDRAWN	<u>17</u>	<u>23</u>	<u>8</u>	<u>19</u>	<u>19</u>	<u>25</u>	<u>17</u>	
	131	242	150	183 ^{2**}	143 ^{13**}	131 ^{30**}	149 ^{18**}	1,129 ^{18**}
DISPOSITION:								
Affirmed	49	89	68	101	78	67	83	535
Affirmed on condition		1		1	1	1	3	7
Affirmed - Penalty modified							5	5
Condition imposed - approved				1				1
Condition imposed - modified						1	2	3
Dismissed	18	20	28	4	4	4	4	82
Ordinance - approved				1				1
Ordinance - disapproved				1				1
Ordinance - modified							1	1
Ordinance - vacated							2	2
Regulation - approved					1	1		2
Remanded		1	4	2	2	2		11
Reversed	40	89	37	50	31	19	29	295
Reversed on condition	7	18	4	2	7	11	3	52
Reversed and remanded		1	1	1				3
Withdrawn	<u>17</u>	<u>23</u>	<u>8</u>	<u>19</u>	<u>19</u>	<u>25</u>	<u>17</u>	<u>128</u>
	131	242	150	183	143	131	149	1,129
Carried forward (not decided by June 30)				2	13	30	18	18

* Brought forward
** Carried forward

SCHEDULE "G"

DISCIPLINARY PROCEEDINGS INSTITUTED AGAINST LICENSEES AND PERMITTEES
FOR PERIOD DECEMBER 6, 1933 THROUGH JUNE 30, 1940.

	Prior to <u>6/30/35</u>	7/1/35 to <u>6/30/36</u>	7/1/36 to <u>6/30/37</u>	7/1/37 to <u>6/30/38</u>	7/1/38 to <u>6/30/39</u>	7/1/39 to <u>6/30/40</u>	TOTAL 12/6/33 to <u>6/30/40</u>
<u>Against Municipal Licensees on recommendation of the Department, including those begun on municipal initiative:</u>							
License Revoked	12	34	27	20	14	10	117
License Surrendered	6	13	9	7	5		40
License Not Renewed	11	8	4	1	2		26
License Suspended	98	260	190	251	304	297	1,400
Sentence Suspended	7	15	18	19	11	11	81
Licensee Reprimanded	5	30	9	3	2	13	62
Charges Dismissed	29	71	41	40	34	24	239
Pending	20	12	59	24	57	16	188
Recommendation Withdrawn	5		7		2	8	22
TOTALS	<u>193</u>	<u>443</u>	<u>364</u>	<u>365</u>	<u>431</u>	<u>379</u>	<u>2,175</u>
<u>Against State Licensees, Permittees and Municipal Licensees conducted at Department on its initiative, including those begun on recommendation of the State Tax Department:</u>							
License Revoked	12	4	3	2	4	13	38
License or Permit Cancelled				8	4	8	20
License or Permit Surrendered	3	2	2		3	2	12
License or Permit Suspended	71	48	40	61	191	150	561
License or Permit Suspended but reinstated upon compliance with Tax Law	28	21	8	16	4	4	81
Sentence Suspended		1					1
Charges Dismissed upon compliance with Tax Law before hearing	261	118	35	59	53	28	554
Charges Dismissed	11	1		1	7	14	34
Pending	3	8	14	14	39	25	103
Discontinued			1	1	6	4	12
TOTALS	<u>389</u>	<u>203</u>	<u>103</u>	<u>162</u>	<u>311</u>	<u>248</u>	<u>1,416</u>

TOTAL DISCIPLINARY PROCEEDINGS

3,591

SCHEDULE "H"

GENERAL ENFORCEMENT ACTIVITY FOR FISCAL YEAR - JULY 1, 1939 THROUGH JUNE 30, 1940.

	<u>1st Quarter</u>	<u>2nd Quarter</u>	<u>3rd Quarter</u>	<u>4th Quarter</u>	<u>Yearly Total</u>
<u>ARRESTS:</u>					
Licensees	3	1	1	2	7
Non-Licensees	<u>116</u>	<u>81</u>	<u>86</u>	<u>67</u>	<u>350</u>
Total	119	82	87	69	357
<u>SEIZURES:</u>					
<u>Stills</u>					
1-50 gallon capacity	11	14	10	20	55
Over 50 gallon capacity	<u>13</u>	<u>12</u>	<u>8</u>	<u>9</u>	<u>42</u>
Total	24	26	18	29	97
<u>Motor Vehicles</u>					
Trucks	2	1	0	1	4
Passenger Cars	<u>8</u>	<u>15</u>	<u>9</u>	<u>7</u>	<u>39</u>
Total	10	16	9	8	43
<u>Alcohol</u>					
Beverage Alcohol (gallons)	575	1,188	194	226	2,183
<u>Mash</u>					
Total number gallons	127,081	35,133	75,243	20,725	258,182
<u>Alcoholic Beverages</u>					
Beer, ale, etc. (gallons)	19	62	65	43	189
Wine (gallons)	851	3,832	925	1,525	7,133
Whiskey and hard liquor (gallons)	272	261	333	168	1,034
<u>RETAIL INSPECTIONS:</u>					
Illicit liquor	16	11	43	44	114
Gambling violations	14	32	30	17	93
Sign violations	57	83	91	71	302
Unqualified employees	527	223	242	365	1,357
Other mercantile business	55	25	48	38	166
Disposal permits necessary	24	18	8	8	58
"Front" violations	9	14	10	12	45
Improper beer markers	4	7	11	4	26
Other violations found	<u>57</u>	<u>63</u>	<u>68</u>	<u>27</u>	<u>215</u>
Total violations found	763	476	551	586	2,376
Licensed premises inspected	3,432	4,205	4,560	4,657	16,854
Total number of bottles gauged	26,970	32,645	40,747	45,680	146,042

Continued next page

SCHEDULE "H" Cont'd.

	<u>1st Quarter</u>	<u>2nd Quarter</u>	<u>3rd Quarter</u>	<u>4th Quarter</u>	<u>Yearly Total</u>
<u>COMPLAINTS:</u>					
Investigated and closed	1,032	1,219	1,158	957	4,366
Investigated, pending					160
<u>LABORATORY:</u>					
Analyses made	396	323	344	437	1,500
Alcohol, water and artificial coloring cases	73	49	30	46	198
Poison and denaturant cases	4	0	0	2	6
<u>PLANT CONTROL:</u>					
Inspection of State Licensees	177	234	246	242	899
Violations disclosed	9	20	37	39	105
New License applications investigated and approved (including transfers)	40	45	40	37	162
Renewal applications investigated and approved				659	659
License applications denied	1		1		2
Special Permit applications investigated and approved	10	5	4	46	65
Complaint investigations completed	83	70	109	91	353
<u>IDENTIFICATION BUREAU:</u>					
Persons Fingerprinted for non-criminal purposes (Appl. For State Lic., Sol., etc.)	236	245	245	279	1,005
License applicants certified to have no criminal record	670	373	368	2,530	3,941
Applicants certified to have criminal record	56	39	42	212	349
Contacts with N. J. State Police Teletype System (motor vehicle information)	222	277	226	233	958
Contacts with other enforcement agencies (Criminal Identifications)	528	604	620	622	2,374

SCHEDULE "I"

ELECTION DAY INSPECTIONS OF RETAIL LICENSED PREMISES TO JUNE 30, 1940.

	<u>Men Assigned</u>	<u>Retail Premises Inspected</u>	<u>*Violations Found</u>
GENERAL ELECTION - November 6, 1934	70	5,247	64
PRIMARY ELECTION - September 21, 1935	67	6,462	54
GENERAL ELECTION - November 5, 1935	80	6,577	41
PRIMARY ELECTION - May 19, 1936	91	7,830	31
GENERAL ELECTION - November 3, 1936	103	8,055	29
PRIMARY ELECTION - September 21, 1937	85	7,551	28
GENERAL ELECTION - November 2, 1937	89	9,041	14
PRIMARY ELECTION - September 20, 1938	99	9,314	19
GENERAL ELECTION - November 8, 1938	104	9,903	14
SPECIAL ELECTION - June 20, 1939	88	7,803	16
PRIMARY ELECTION - September 19, 1939	82	9,761	10
GENERAL ELECTION - November 7, 1939	87	10,375	3
PRIMARY ELECTION - May 21, 1940	89	9,999	3

* Violations are those retail licensed premises found to be open and engaged in the sale of alcoholic beverages contrary to rule prohibiting sale of alcoholic beverages on Election Day during hours when polls are open.

SCHEDULE "J"

RECAPITULATION OF SEIZURES, BY FISCAL YEARS, FOR PERIOD DECEMBER 6, 1933 THROUGH JUNE 30, 1940.

	12/6/33 to 6/30/34	7/1/34 to 6/30/35	7/1/35 to 6/30/36	7/1/36 to 6/30/37	7/1/37 to 6/30/38	7/1/38 to 6/30/39	7/1/39 to 6/30/40	TOTAL 12/6/33 to 6/30/40
Total Seizures	235	1,338	1,142	822	622	566	304	5,029
Stills	83	480*	370**	226***	257	190	97	1,703
Motor Vehicles:								
Passenger Cars	37	168	149	85	63	83	39	624
Trucks	45	54	41	33	10	13	4	200
Alcoholic Beverages (gallons)	431,920	44,266	96,008	20,253	13,188	15,844	10,539	632,018
Denatured Alcohol (gallons)	---	4,360	38,089	4,920	10	450	---	47,829

* Add 41 stills seized in calendar year 1935 by Municipal Police.
 ** " 113 " " " " " 1936 " " "
 *** " 13 " " " " " 1937 " " "

SCHEDULE "K"

GALLONS OF ALCOHOL, WHISKEY AND WINE DELIVERED TO STATE, COUNTY AND MUNICIPAL INSTITUTIONS AND HOSPITALS.

	ALCOHOL		WHISKEY	WINE
	MEDICINAL	DENATURED		
7/1/34 through 6/30/35	39,937	5,355	1,390	---
7/1/35 through 6/30/36	18,434	6,034	5,701	5,664
7/1/36 through 6/30/37	3,049	4,882	1,361	7,452
7/1/37 through 6/30/38	3,527	2,808	2,917	4,288
7/1/38 through 6/30/39	3,322	---	655	11,103
7/1/39 through 6/30/40	4,075	450	1,154	6,989
TOTALS	72,344	19,529	13,178	35,496

SCHEDULE "L"

IN THE MUNICIPALITIES HEREINAFTER SET FORTH, FOR THE REASONS INDICATED, NO MUNICIPAL RETAIL LICENSES ARE PRESENTLY OUTSTANDING* AND HENCE, NO RETAIL SALES OF ALCOHOLIC BEVERAGES PURSUANT TO SUCH LICENSES MAY PRESENTLY BE MADE.

<u>Prohibited By Referendum</u>	<u>Prohibited By Ordinance</u>	<u>Prohibited By Resolution</u>	<u>Prohibited through Failure to Fix License Fees and Issue Licenses</u>	<u>Fees Fixed - No Licenses Outstanding</u>	<u>Prohibited By Charter</u>	<u>Population 1930 Federal Census</u>
			Audubon			8,904
				Bloomsbury		639
			Califon			534
				Cape May Point		104
Collingswood						12,723
			Commercial			2,873
			Delanco			2,349
Dennis						1,615
Downe						1,574
		East Millstone				364
			Elk			1,623
		Elmer				1,219
			Far Hills			560
			Greenwich Twp. (Cumberland Co.)			979
Haddonfield						8,857
		Haddon Heights				5,394
Harrison, Twp. (Gloucester Co.)						1,827
				Helmetta		801
			Hi Nella			160
Hopewell, Twp. (Cumberland Co.)						1,764
		Interlaken				545
			Island Beach			none
			Island Heights			453
				Jersey Homesteads		none
		Lawrence Twp. (Cumberland Co.)				1,770
Forward						<u>57,631</u>

SCHEDULE "L" Cont'd.

<u>Prohibited By Referendum</u>	<u>Prohibited By Ordinance</u>	<u>Prohibited By Resolution</u>	<u>Prohibited through Failure to Fix License Fees and Issue Licenses</u>	<u>Fees Fixed - No Licenses Outstanding</u>	<u>Prohibited By Charter</u>	<u>Population 1930 Federal Census</u>
Carried Forward						57,631
Linwood			Lower Alloways Creek			1,514
		Mannington	Mantoloking			1,063
			Maurice River			1,584
						37
						2,319
Moorestown						7,247
	Ocean City		Oldmans			5,525
						1,431
	Pennington					1,335
	Pitman					5,411
			Port Republic			373
			Quinton			1,166
			Riverton			2,483
			Saddle River, Boro			657
		Shiloh				401
			South Cape May			6
			South Harrison			680
		Stoe Creek				796
				Stratford		958
Upper Deerfield						2,051
		Upper Pittsgrove				1,899
Washington, Twp. (Gloucester Co.)						2,068
					Wenonah	1,245
			West Amwell			788
			West Cape May			1,048
			West Wildwood			178
			Willingboro			613
				Woodlynne		2,878
		Woolwich				1,196

TOTAL

106,581

State Population 1930 Federal Census 4,041,334

* As of 9/10/40

New Jersey State Library

