

The State of New Jersey BUDGET IN BRIEF

Summary of Budget Recommendations

FISCAL YEAR 2027




**Rising to the Mission:
A More Affordable and
Accountable New Jersey**

MIKIE SHERRILL | GOVERNOR

DR. DALE CALDWELL | LT. GOVERNOR

State of New Jersey

The Governor's FY 2027 Budget Budget in Brief



Mikie Sherrill, Governor
Dr. Dale G. Caldwell, Lt. Governor

Aaron Binder
State Treasurer

Tariq S. Shabazz
Acting Director

Hannah R. Good
Deputy Director

Carisa M. Marone
Associate Director

Jenna C. Rodriguez
Assistant Director

Gina M. Quinn
Assistant Director

Office of Management and Budget

March 2026

This document is available via the Internet at <http://www.state.nj.us/treasury/omb/>

A Letter from Governor Mikie Sherrill	1
Rising to the Mission: A More Affordable & Accountable New Jersey.....	4
The FY 2027 Budget	8
A Summary of the State Budget.....	8
Tough Choices	10
Property Tax Relief	10
Innovation and Government Efficiencies	13
Energy Affordability and Reliability	17
Community Affairs and Housing.....	17
Pre-K to 12 Education	19
Higher Education and Workforce Development.....	22
Economic Development	24
Health Care and Human Services	25
Military and Veterans Affairs.....	35
Law and Public Safety.....	36
Transportation and Infrastructure	40
Environment and Agriculture.....	42
Revenue Outlook	44
Economic Performance and Outlook.....	44
FY 2026 and FY 2027 Revenues	47
Gross Income Tax.....	48
Sales Tax	49
Corporation Business Tax.....	50
Other Major and Miscellaneous Tax Revenues	52
Tables and Schedules	54
Appendix.....	58



STATE OF NEW JERSEY
OFFICE OF THE GOVERNOR
P.O. BOX 001
TRENTON
08625
(609) 292-6000

MIKIE SHERRILL
GOVERNOR

**FISCAL 2027 BUDGET
OF
MIKIE SHERRILL
GOVERNOR OF NEW JERSEY
TRANSMITTED TO THE FIRST ANNUAL SESSION
OF THE TWO HUNDRED TWENTY SECOND LEGISLATURE**

Mr. President, Mr. Speaker, and Members of the Legislature:

In accordance with the provisions of C.52:27B-20, I hereby present my budget recommendations for fiscal 2027.

This document provides a summary of my recommendations and outlines the key aspects of my overall financial plan for the governmental services to be provided by the State to the residents of New Jersey.

The budget detail, including information on specific line items of appropriations, will be transmitted separately to the Legislature.

Respectfully submitted,

A handwritten signature in blue ink, appearing to read "Mikie Sherrill", written over a large, stylized blue circular flourish.

MIKIE SHERRILL
Governor of New Jersey

Attest:

A handwritten signature in blue ink, appearing to read "Tim Lydon", written over a large, stylized blue circular flourish.

Tim Lydon
Chief Counsel to the Governor

March 10, 2026

A Letter from Governor Mikie Sherrill

Dear Senate President Scutari, Assembly Speaker Coughlin, Members of the 222nd Legislature, and the People of New Jersey:

Today I am proud to present my budget proposal for New Jersey's Fiscal Year 2027.

My first budget continues my lifelong dedication to public service. It lays the foundation for a solid future. It responds to what New Jerseyans want and begins:

- To make their lives more affordable,
- To protect our kids, and
- To make our government more accountable and to change how business is done.

As part of this different kind of leadership, my budget includes tough choices. It includes nearly two billion dollars in spending cuts, closes tax loopholes, and asks large employers to help ensure their workers have quality health care.

These tough choices will help us redirect funding to serve people's greatest needs and to make government run as intended. This starts with addressing the cost of living. Affordability is not a slogan to me; it is a basic measure of whether New Jerseyans can live a secure life. This budget uses every tool available to take on rising utility costs. It invests in homeownership for first-time buyers and in new housing construction. And it targets property tax relief to those most in need.

This budget makes critical investments in our children, starting from the moment they are born. It expands the "Family Connects" home visitation program for new parents to every county, and it grows the state child care program. It contains record investments in pre-K through 12 funding, as well as a dramatic expansion of evidence based, high-impact tutoring programs to help bring all kids up to speed.

To protect our children from Big Tech and the addictive influence of social media, the budget supports the new Office of Youth Online Mental Health Safety and Awareness and creates a Social Media Research Center to study the impact of digital technology on young people's mental health. My Administration will also launch a new mental health program for schools to provide specialized, intensive care for students in crisis.

New Jersey's businesses, large and small, are the backbone of our economy. To help them grow and thrive, the budget is also creating a more efficient and transparent government. It enables the State's first-ever Chief Operating Officer to modernize systems across departments and agencies. It cuts business registration fees and supports streamlined permitting. These changes will save families and businesses time and money. They'll lower costs to taxpayers and ensure that we deliver effective services.

Unfortunately, while we try to fix what's wrong with government, Washington is looking to dismantle big parts of it. This budget prepares us to be more independent from a volatile federal government. We know the damage that poorly run governments can do. In New Jersey, we are demonstrating that strong state leadership can transform lives.

I've only been in office a month-and-a-half, and I know there are many big things for us to do together. And while this is the most fiscally responsible budget proposal this state has seen in years, it's just the start. Reality is forcing us to change not just the way we do our budget, but how we approach our work. It's asking us to make hard choices, for the sake of a better future.

I know that we won't back away from this mission—New Jerseyans never do. Together, we will build a future where workers can afford to live here, where our children are safe and can seize every opportunity, and where government delivers for the people and businesses it's meant to serve.

Sincerely,

A handwritten signature in blue ink, appearing to read "Mikie Sherrill". The signature is fluid and cursive, with a large loop at the end.

Mikie Sherrill
Governor

Rising to the Mission: A More Affordable & Accountable New Jersey

Chapter 1: Rising to the Mission

Governor Mikie Sherrill has proudly served New Jersey and the public throughout her life. She is committed to making New Jerseyans' lives more affordable, protecting our kids, making our government more accountable and changing the way business is done.

These changes are more critical now than ever. New Jersey faces significant challenges, including massive funding cuts from Washington and years of one-off solutions at home that have failed to fix our structural deficit long-term.

Governor Sherrill immediately got to work developing a budget proposal that will leave New Jersey with a stronger fiscal foundation. New Jersey cannot afford unaccountable and inefficient spending. This proposal includes nearly \$2 billion in tough, but necessary, spending cuts.

In addition to these deep spending cuts, the proposal increases revenue by closing corporate loopholes. It ensures that big businesses relying on public benefits like Medicaid for their employees share that burden more fairly with the State.

Because of these difficult choices, the budget includes critical new investments to address utility and housing costs, improve health care and transportation, create educational opportunities, and increase online safety. And it advances the Governor's mission to make government work for the people.

While Washington is demonstrating how much damage a poorly run government can do, the Sherrill Administration will show how a well-run government can transform lives.

The Fiscal Year 2027 (FY 2027) budget proposal is an important step towards getting our fiscal house in order, and a platform from which we will generate jobs and growth for decades to come. It outlines the way that this Administration's dedication to public service will make New Jersey the land of opportunity over the long-term.

Making New Jersey More Affordable:

- **Direct Property Tax Relief:** New Jersey's highest-in-the-nation property taxes significantly increased in 2025. This year, Governor Sherrill will provide record direct property tax relief through programs like Stay NJ, ANCHOR, and Senior Freeze. The State will spend nearly \$4.2 billion on these efforts and over 2 million residents will receive some form of assistance. The Governor is proposing strategic reductions to Stay NJ, which include a \$250,000 income threshold limit and \$4,000 maximum benefit. The Governor also proposes maintaining the ANCHOR bonus for senior renters, which was set to expire after FY 2026 for nearly 111,000 renters. The current Stay NJ program gives seniors making under \$500,000 as much as \$6,500. The Governor's plan is a fairer, more efficient use of taxpayer money, directed to those who need it most.
- **Utility Ratepayer Relief:** New Jerseyans have seen shocking utility bill increases over the past few years. Governor Sherrill signed two executive orders on her first day in office to offset future rate increases and declare a state of emergency. Governor Sherrill's first budget will ensure she can provide meaningful ratepayer relief. The Governor will also continue

Rising to the Mission: A More Affordable & Accountable New Jersey

to swiftly expand multiple state programs to develop massive amounts of new power generation.

- **Housing:** New Jersey faces a severe housing shortage, and both home prices and rent costs have skyrocketed in recent years. Governor Sherrill will address this in FY 2027 by increasing Down Payment Assistance for first-time and first-generation homebuyers and using the Affordable Housing Trust Fund to advance more construction. The budget reduces Trust Fund diversions by over \$70 million. The Governor will also champion legislation that cracks down on rent-setting algorithms to fight digital collusion.
- **Shared Services:** The Governor's budget expands funding for shared services. This includes a \$1 million increase for the Local Efficiency Achievement Program (LEAP) and \$5 million for consolidating public safety infrastructure. The Department of Community Affairs calculates that for every \$1,000 awarded in LEAP grants, government units have saved \$3,000. Governor Sherrill will work with the Legislature to pursue consolidation for local governments and school districts, making sure that taxpayers' dollars are well-spent.

Protecting Our Kids:

- **Online Safety:** Governor Sherrill will fight to keep kids safe online. Her Department of Education will work with school districts as they prepare for the first cell phone free school year this fall. The budget includes funding for the Office of Youth Online Mental Health Safety and Awareness, which was created by Executive Order No. 6 in the Department of Health. It also includes \$500,000 to allow for the launch of a new Social Media Research Center at one of New Jersey's institutions of higher education to study the impact of digital technology on young people's mental health.
- **Youth Support:** The budget includes significant investments in kids' health and food security, including \$513.5 million in total State funding for the Children's System of Care and \$39 million for school-based services. It will also provide the first year of funding for School-based Partnerships for Access and Resilience for Kids (SPARK), a statewide initiative to expand mental health services in K-12 schools and help students with complex, high-acuity needs. The budget will also provide nearly 21,000 schoolchildren with free meals through the Working-Class Families Anti-Hunger Act and 850,000 children with health coverage through NJ FamilyCare.

Educational Opportunity:

- **Investing in Families:** Parents in New Jersey are struggling to afford child care, and this budget invests in our children from the moment they are born. This budget will allow Family Connects, New Jersey's nation-leading universal nurse home visiting program, to expand statewide for the first time ever. It also invests \$18 million more into child care assistance to open the program up for thousands of more families, and maintains support for New Jersey's Earned Income Tax Credit, Child Tax Credit, and Child and Dependent Care Tax Credit.

Rising to the Mission: A More Affordable & Accountable New Jersey

- **Pre-K to 12 Funding:** Governor Sherrill proposes \$12.4 billion for formula aid, the largest amount in state history, so that every child has access to a high-quality education that prepares them for success. The budget also includes a record \$1.4 billion for Preschool Education Aid, a nine percent increase over FY 2026, which will provide the nearly 300 districts with State-funded Pre-K with the resources they need.
- **Learning Acceleration:** The pandemic and persistent achievement gaps have prevented too many students from performing at grade level. Governor Sherrill proposes investing \$15 million into high-impact tutoring, which will help nearly 100 more districts and 13,500 more students than in the current fiscal year. The Governor will continue to advance other evidence-based programs through the Department of Education to improve third grade literacy and bring kids back up to speed.

Making Government Work:

- **Operational Excellence:** Governor Sherrill created the Chief Operating Officer role to drive efficiency, transparency, and accountability across state government. This budget includes an additional \$13.3 million for the New Jersey Innovation Authority, which will support major operating initiatives like the Permitting Dashboard and the New Jersey Report Card. The budget also authorizes a significant staffing initiative at the Department of Environmental Protection to expedite permitting for energy generation and housing construction. This greater permitting capacity will reduce construction delays that add millions of dollars to the cost of these projects.
- **Accountability:** Governor Sherrill knows that good government is essential for gaining the public's trust. This budget includes the first full pension payment for a first-year governor in decades. It also establishes new oversight initiatives, including adding new staff at the Division of Pensions and Benefits to improve contract compliance and additional experts at the Department of Education to monitor school district budgeting.
- **Supporting Small Business:** Small businesses are the backbone of New Jersey's economy and central to job creation, innovation, and strong local communities. Governor Sherrill's first budget includes a suite of business-friendly initiatives, including reduced business registration fees, a turbocharged Business Action Center under Lieutenant Governor Dale Caldwell, and procurement assistance for minority and women owned businesses.
- **Modernizing Technology and Transportation:** Improving how our state government uses technology is fundamental to eliminating bureaucracy and saving residents time and money. This budget supports significant upgrades across State government, including \$3 million for the Division of Consumer Affairs to upgrade its licensing system and complaint database. The Governor's budget also makes important investments for our commuters. It includes over \$1 billion in State support for NJ TRANSIT—which will prevent service cuts and support initiatives like a more user-friendly mobile app—and increases Transportation Trust Fund spending.

Rising to the Mission: A More Affordable & Accountable New Jersey

Defending New Jersey Values:

- **Addressing Homelessness:** Homelessness soared nationwide after the pandemic, creating new hardships for residents and social service systems. The budget includes \$25 million for the Department of Community Affairs to expand rapid re-housing programs. The Governor will also propose an additional \$11 million for Bringing Veterans Home, a joint initiative by the Departments of Community Affairs and Veterans Affairs to end veterans' homelessness. This program has already helped over 2,200 homeless veterans.
- **Standing up to Washington:** Governor Sherrill will lead on readying state-level solutions to shield residents from harmful federal decisions. In response to H.R.1, the budget includes over \$100 million to support counties with new Supplemental Nutrition Assistance Program (SNAP) administrative costs and to maintain Medicaid coverage for families despite needless red tape. The budget will also continue to support the Project for Federal Accountability in the Office of the Attorney General.
- **Protecting our Liberties:** This budget also defends New Jersey from actions in Washington that undermine constitutional protections and basic rights. It includes funding for family planning services and reproductive healthcare, and as the federal government threatens clean air and water, this budget also increases investments in water infrastructure by ten percent.

Chapter 2: The FY 2027 Budget

A Summary of the State Budget

The FY 2027 budget recommends appropriations totaling \$60.7 billion.

FY 2027 Budget

(in millions)

	FY 2026	FY 2027	Change	
	Adjusted		Budget	\$
	Approp.	Budget	\$	%
Opening Surplus (Undesignated)	\$ 8,729	\$ 7,258		
Open Space Reserve	269	230		
Revenues				
Income	\$ 22,453	\$ 22,909	456	2.0
Sales	14,195	14,713	518	3.6
Corporation	3,259	4,076	817	25.1
Corporate Transit Fee	654	814	160	24.5
Business Alternative Income Tax	4,821	4,781	(40)	(0.8)
Other	12,109	11,771	(338)	(2.8)
Total Revenues	\$ 57,491	\$ 59,064	1,573	2.7
Lapses	748	-		
Total Resources	\$ 67,237	\$ 66,552		
Appropriations				
Original	\$ 58,782	\$ 60,729		
Supplemental	967	-		
Total Appropriations	\$ 59,749	\$ 60,729	980	1.6
Ending Open Space Reserve	(230)	(459)		
Projected Ending Undesignated Surplus	\$ 7,258	\$ 5,364		

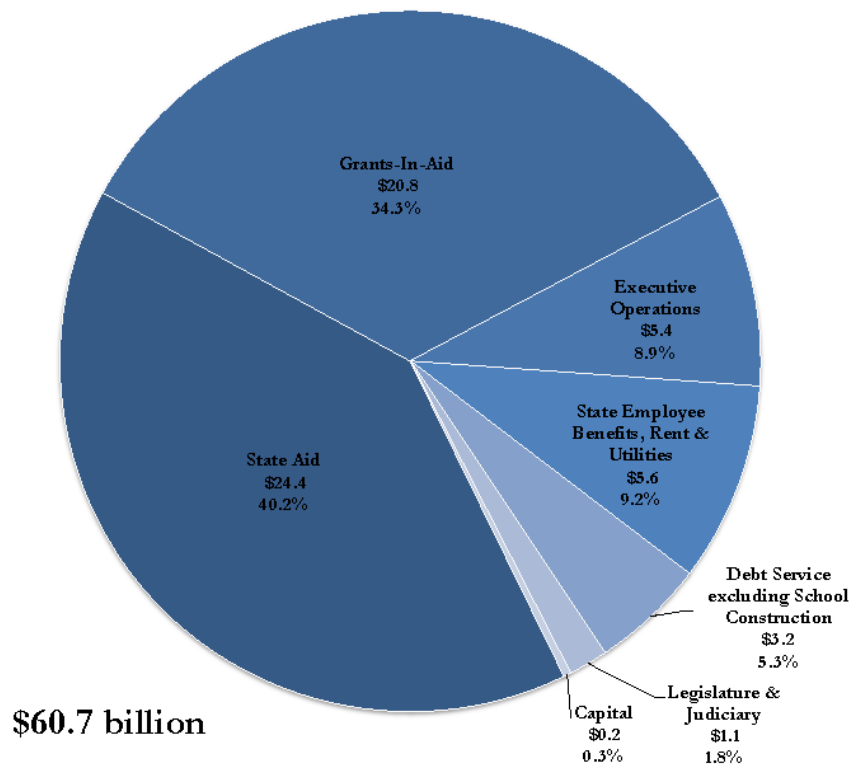
The FY 2027 Budget

- More than 40 percent of the state budget will be distributed in the form of school aid to districts, or in municipal aid payments to towns and cities across New Jersey. Appropriations of this type are referred to in the budget as State Aid, and total \$24.4 billion.
- Over half of the remaining budget, or 34.3 percent of the total, is used by state government to purchase services that directly benefit residents in need. These services, which include health care coverage for low-income residents and community-based support for those with disabilities, are categorized as Grants-In-Aid and total \$20.8 billion.
- Debt Service (excluding school construction, which is a form of State Aid) will be \$3.2 billion, over five percent of the budget.
- Executive Operations, which represent the various direct costs of running state government, is \$5.4 billion, or 8.9 percent of the total FY 2027 budget.

The revenues that will support the FY 2027 budget are anticipated to be \$59.1 billion.

Building the FY 2027 Budget

(in billions)



Executive Operations: includes adult prison and youth facilities, State Police and law enforcement, children and families, human services and mental health institutions, and veterans' homes.

Grants-In-Aid: includes property tax relief programs, NJ FamilyCare, child protection, the Children's System of Care, services and programs to support individuals with intellectual and developmental disabilities, and support for higher education.

State Aid: includes education aid programs, school construction debt, municipal aid, income assistance programs, and aid to county colleges.

Tough Choices

New Jersey stands at a turning point. For too long, hard choices have been deferred, with temporary fixes winning out over long-term solutions. Short-term thinking has allowed structural challenges in the state budget to grow year after year. Governor Sherrill's proposed budget addresses these realities directly.

It recognizes that a well-run government is a catalyst for opportunity and requires a balanced budget as a baseline. It builds the foundation for tackling our larger-scale systemic challenges in the years ahead. This budget makes tough choices to generate savings for taxpayers, while investing in working families, lowering costs, protecting our kids, and making government more accountable and efficient.

Property Tax Relief

Direct Property Tax Relief

Governor Sherrill is committed to an affordability agenda that prioritizes responsible budgeting and lowering the cost of living for New Jersey families. As part of this focus, the FY 2027 budget includes record property tax relief. Forty-seven percent of the FY 2027 budget recommendation, or \$28.7 billion, supports direct and indirect property tax relief programs. These programs include school aid, municipal aid, direct property tax relief to taxpayers, and other local aid. The Governor aims to ensure that working families can manage annual property tax increases and that people living on fixed incomes can stay in their homes.

Funding for Property Tax Relief

1.1% Increase
(in millions)

<u>Programs</u>	<u>FY 2026</u>	<u>FY 2027</u>	<u>Change</u>	
	<u>Adjusted</u> <u>Approp.</u>	<u>Budget</u>	<u>\$</u>	<u>%</u>
School Aid ¹	\$ 21,389.8	\$ 21,603.0	213.2	1.0
Direct Property Taxpayer Relief ²	4,148.1	4,167.1	19.0	0.5
ANCHOR Property Tax Relief Program	2,394.6	2,295.8	(98.8)	(4.1)
Property Tax Deduction Act	798.4	835.3	36.9	4.6
Stay NJ Property Tax Credit Program	590.5	651.6	61.1	10.3
Senior and Disabled Citizens' Property Tax Freeze	329.9	350.3	20.4	6.2
Veterans' Property Tax Deductions	29.2	28.5	(0.7)	(2.4)
Senior and Disabled Citizens' Property Tax Deductions	5.5	5.6	0.1	1.8
Municipal Aid	1,641.2	1,731.8	90.6	5.5
Other Local Aid	1,231.0	1,233.1	2.1	0.2
Total Property Tax Relief	\$ 28,410.1	\$ 28,735.0	324.9	1.1

¹ FY 2026 and FY 2027 amounts exclude \$882.4 million and \$891.8 million, respectively, in pension contributions funded from the Lottery Enterprise Contribution Act. Direct Property Taxpayer Relief includes Property Tax Deductions supported through the Gross Income Tax.

² FY 2026 reflects the amount needed for each program, including any anticipated lapse or supplemental need. The Stay NJ program in FY 2026 includes \$320 million in "lockbox" resources from prior years, and in FY 2027 includes prior-year balances projected to carry forward to support total costs in the budget year. Overall, FY 2027 program changes include the expiration of the additional \$250 ANCHOR benefit for senior homeowners and a reduced income limit and maximum benefit under the Stay NJ program. All other Direct Property Taxpayer Relief programs continue in FY 2027 unaltered.

The State will allocate nearly \$4.2 billion in six programs and tax deductions. Stay NJ is expected to benefit over 440,000 seniors, and ANCHOR is expected to provide direct property tax relief for nearly 1.4 million homeowners and over 673,000 renters. Because the State does not project reaching the 12 percent surplus required in P.L.2023, c.75, the Governor is proposing targeted reductions to Stay NJ this year – which includes modifying the income threshold to \$250,000 to align with ANCHOR and capping the maximum benefit at \$4,000. These necessary adjustments ensure the program remains financially sustainable and can continue delivering meaningful property tax relief to seniors over the long term.

At the same time, the Governor proposes maintaining the \$250 ANCHOR bonus for nearly 111,000 senior renters – a bonus that would have otherwise sunset in FY 2027. This ensures that property tax relief programs remain focused on assisting those who need support the most.

Eligibility for the Senior and Disabled Citizens’ Property Tax Freeze program will also expand this year. Since FY 2020, the program has grown significantly to benefit nearly 271,000 more residents.

Municipal Aid and Shared Services

To help our cities and towns provide high-quality services and achieve much-needed property tax savings, the FY 2027 budget includes over \$1.7 billion in municipal aid. At a time when many localities are facing financial pressures, the State recognizes the need to provide assistance; however, lasting affordability also requires local governments to pursue efficiencies and shared services that reduce costs for taxpayers. As such, the Governor’s budget expands funding for shared services programs. This includes a \$1 million increase for the Local Efficiency Achievement Program (LEAP), for a total of \$3 million in support. Since the program’s inception in FY 2020, the Department of Community Affairs has issued a total of 162 LEAP grant awards, amounting to over \$24 million made available to counties, municipalities, school districts, commissions, authorities, and fire districts to incentivize shared service implementation across New Jersey. The department calculates that for every \$1,000 awarded in LEAP grants, government units have saved \$3,000.

Active Shared Service Agreements by Year

<u>Year</u>	<u>Agreements</u>
2016	1,436
2017	1,479
2018	1,594
2019	1,614
2020	1,648
2021	1,679
2022	1,688
2023	1,744
2024	1,759
2025	1,778

Municipal Aid

(in millions)

	FY 2026	FY 2027	Change	
	Adjusted Approp.		Budget	\$
Consolidated Municipal Property Tax Relief Aid (CMPTRA) / Energy Tax Receipts	\$ 1,454.9	\$ 1,454.9	-	-
Transitional Aid to Localities	161.9	256.5	94.6	58.4
Local Recreational Improvement Grants	10.0	5.0	(5.0)	(50.0)
Open Space Payments In Lieu of Taxes (PILOT)	8.0	8.0	-	-
Highlands Protection Fund Aid	4.4	4.4	-	-
Shared Services and School District Consolidation Study and Implementation Grants	2.0	3.0	1.0	50.0
Total Municipal Aid	\$ 1,641.2	\$ 1,731.8	90.6	5.5

Of the amounts reflected above for Transitional Aid to Localities, \$35 million in FY 2026 and \$28.5 million in FY 2027 is funded by the Cannabis Regulatory, Enforcement Assistance, and Marketplace Modernization Fund.

Innovation and Government Efficiencies

Innovation and Transparency

Under the Sherrill Administration, state agencies will have a customer service mindset and a focus on transparency and accountability – all with the shared goal of saving time and money for residents and businesses. Agencies will deliver faster and more convenient services for New Jerseyans, modernize outdated systems and processes, and reduce delays and costs within the permitting and licensing process.

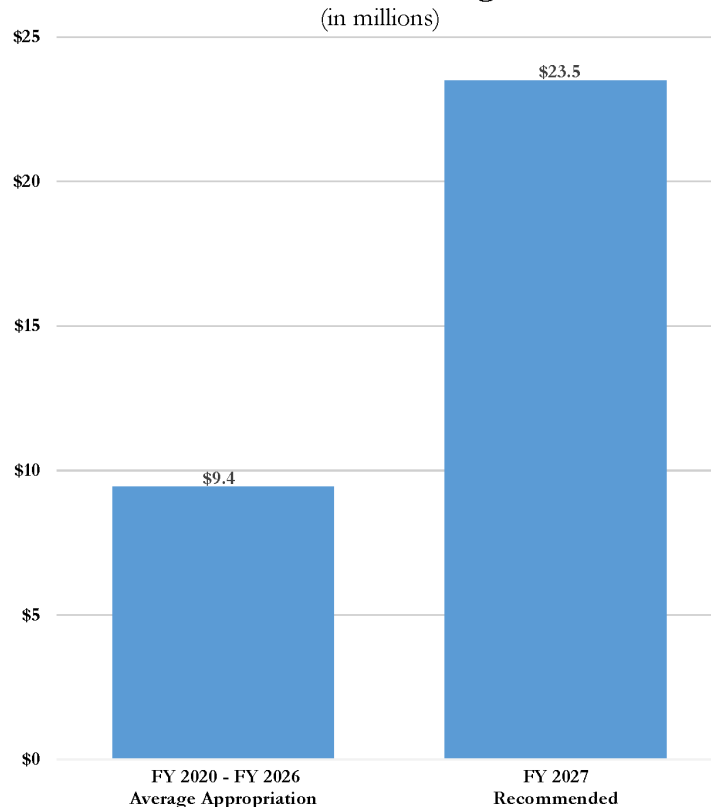
The Governor has long prioritized innovation as a central strategy for improving how New Jersey delivers services and supports residents and businesses. Recently codified into law, the New Jersey Innovation Authority (NJIA) provides a permanent capability to modernize how residents and businesses interact with government. The FY 2027 budget increases NJIA funding by \$13.3 million to ensure a stable foundation for this work and support the Governor’s efforts to improve customer experience, reduce administrative burdens, and make government more responsive and accountable.

Working in partnership with the newly established Chief Operating Officer (COO), NJIA will develop and implement the major initiatives created under Executive Order No. 5 to boost state agency effectiveness and transparency, including the Permitting Dashboard and New Jersey Report Card. Across agencies and departments, these initiatives will simplify processes, modernize outdated systems, and improve how residents and businesses engage with government programs.

The Permitting Dashboard will bring greater transparency and predictability to the permitting process by displaying the status of state permit applications so that applicants can see where their project is in the review process and agencies can identify and address bottlenecks that lead to approval delays. The Dashboard will also display the standardized permitting process across agencies and new permit timeframes, which will reduce delays and uncertainty within the project review and approval process. A faster and more predictable approval process will reduce housing and energy projects’ financing and construction costs, helping to improve affordability for families while accelerating project delivery and strengthening New Jersey’s economic competitiveness.

The New Jersey Report Card will be an interactive, public-facing online portal that provides information on the budget and state-funded programs to residents, with the goal of boosting public transparency and accountability regarding government spending and service delivery. This will make it easier for New Jerseyans to track spending, understand program outcomes, and evaluate how taxpayer dollars are delivering results in their communities.

New Jersey Innovation Authority State Funding



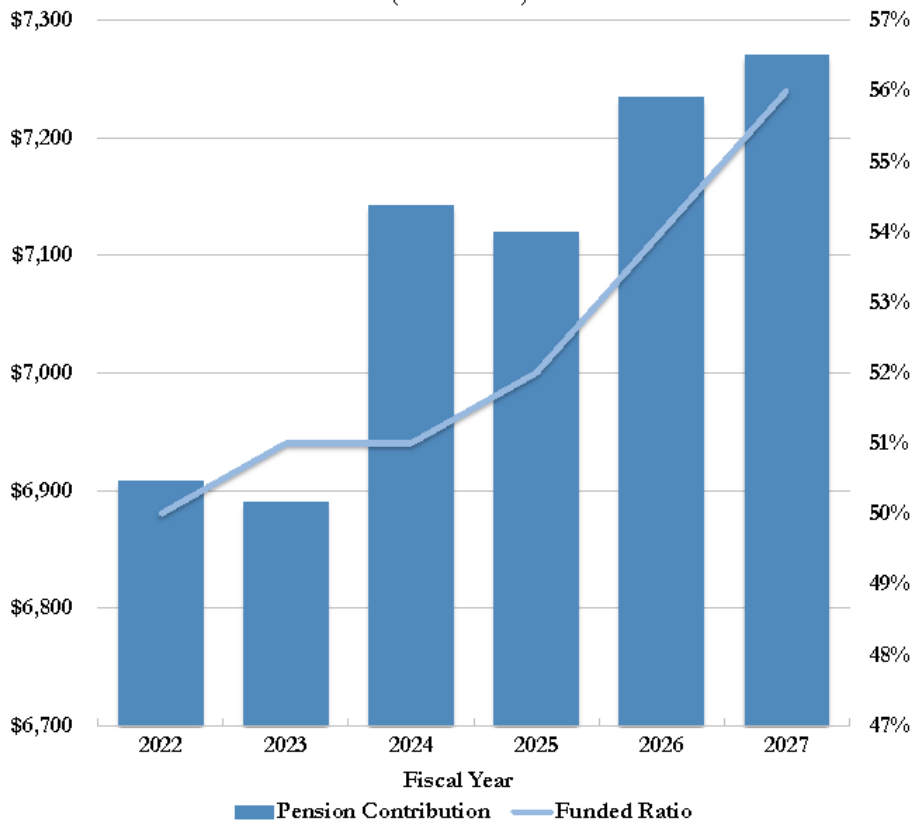
The New Jersey Innovation Authority (formerly the Office of Innovation) received \$41.25 million in federal funding in FY 2021 which is not reflected in the above totals.

Pension

Governor Sherrill is committed to tackling New Jersey’s fiscal challenges head-on. This starts with making the full actuarially recommended pension contribution to continue to address the State’s long-term liabilities. For FY 2027, the Governor recommends a \$7.3 billion pension contribution, which includes \$1.1 billion in revenue from the state lottery under the Lottery Enterprise Contribution Act. This one-year contribution is 12 percent of budgeted appropriations for FY 2027 and is already more than the total contributions made by Governors Whitman, DiFrancesco, McGreevey, Codey, and Corzine combined. For purposes of comparison, the contribution is more than two times the amount contributed by Governor Murphy in his first budget.

State Pension Contribution and Funded Ratio

(in millions)

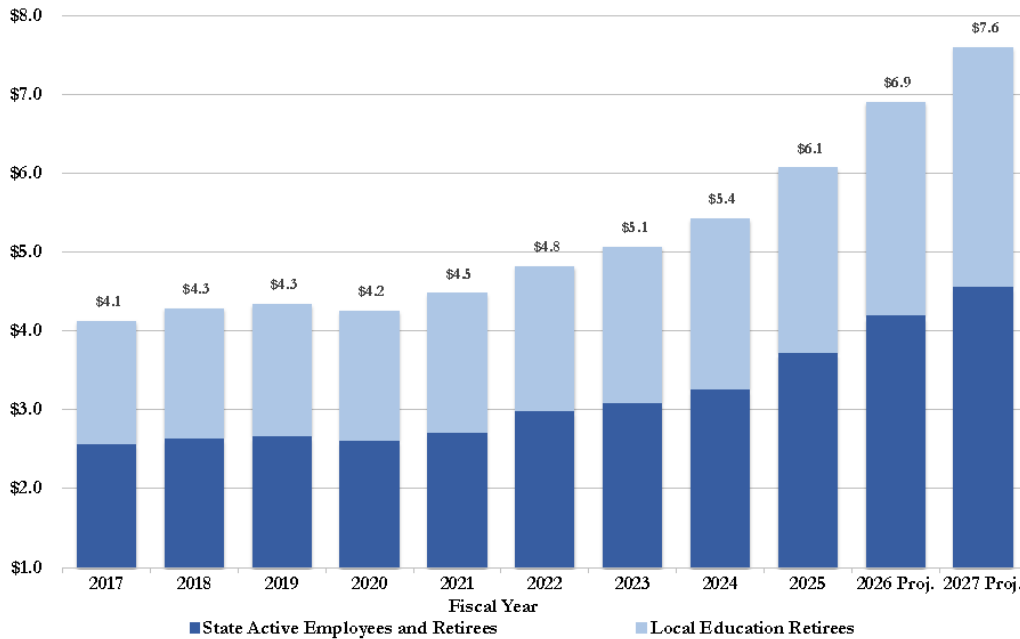


Health Benefits

In FY 2027, the State expects to spend approximately \$7.6 billion on health benefit payments for certain active and retired enrollees. This is a 10 percent increase from FY 2026 and an increase of approximately 84 percent, or six percent per year on average, since FY 2017.

State Health Benefits Spending

(in billions)



The growth in the cost of health care for our public employees is unsustainable. The rising costs far outpace the rate of inflation and wage growth and are crowding out critical investments in other areas of the budget. The rising costs reflect this country’s broken health care system, and are made worse by the federal government’s failure to demonstrate leadership. The Governor stands ready to work with all sides to develop meaningful reforms to public worker health benefits.

As a first step, the FY 2027 budget provides sufficient funding to the Division of Pensions and Benefits to hire additional employees to strengthen critical functions such as the Pensions Operations Audit Unit and planning, operations, and contract compliance for health benefits. These additional staff will help meet the Governor’s goal of enhanced accountability by strengthening oversight of the State Health Benefits Program and closely assessing program performance.

Governor Sherrill is also concerned about increased costs for local governments and their employees. The Governor is willing to use funds to forgive payments that the local government plan owes the State due to P.L.2024, c.86 if they are matched by actionable plan design changes that result in new, recurring, and actuarially verifiable savings in the local government plans starting January 1, 2027.

Energy Affordability and Reliability

The current cost of electricity has reached the point of crisis for so many New Jersey residents and families. Pursuant to Executive Order No. 1, the State is freezing rates by offsetting increases from the most recent electricity price auction. Because of efforts to rein in mismanagement by PJM, the regional grid operator, the recent state electricity price auction only yielded impacts of up to two percent. Without these efforts, rate hikes would have been comparable to last year's and the cost for 67 million Americans would have been \$27 billion.

Through off-budget funding sources, the Governor will shield New Jersey ratepayers from increases. Affordability is a top priority of the Governor, as is assisting households with the highest energy burdens. The Governor will support New Jersey programs that serve the most vulnerable, such as Comfort Partners and the Community Solar Energy Program.

Additionally, the Governor will direct the Board of Public Utilities to identify funds to issue another round of Residential Energy Assistance Payments (REAP) for lower-income residents and to provide further rate relief to customers as needed.

Expanding power generation is essential to lowering utility costs for New Jersey residents and businesses. Governor Sherrill is undertaking efforts to swiftly expand multiple programs to develop massive amounts of new power generation that secure reliability and create downward pressure on electricity prices. Solar, storage, energy efficiency, and demand response are some of the quickest and cheapest ways to get new electricity online. As such, the Governor is committed to prioritizing and accelerating timelines for programs such as the Garden State Energy Storage Program and Competitive Solar Incentive Program to alleviate the State's supply shortage, as well as aggregate distributed energy resources into "virtual power plants" to further reduce peak demand, improve reliability, and lower costs.

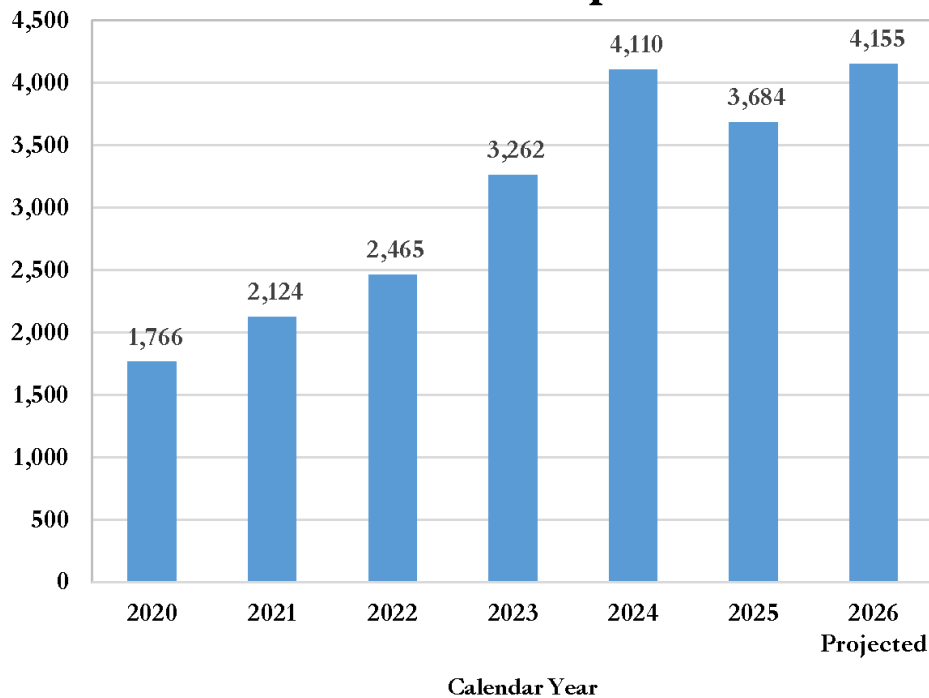
Additionally, new baseload generation is critical to helping meet future growth. The Governor will leverage New Jersey's unique attributes and partner with technology developers to show leadership on new clean energy generation that does not put undue burden on residents.

Community Affairs and Housing

Governor Sherrill is committed to lowering housing costs and expanding pathways to homeownership. This budget increases funding for the Down Payment Assistance Program by \$5 million, bringing the total investment to \$45 million, which is expected to help nearly 3,000 new first-time and first-generation homebuyers. This program has proven to be a powerful tool for helping working families achieve homeownership while beginning to close the racial wealth gap and support the creation of generational wealth.

The budget also begins restoring the Affordable Housing Trust Fund to its intended purpose, reducing diversions by more than \$70 million and making \$30 million available for new construction. Expanding the production of affordable housing helps relieve pressure on the housing market and lowers costs for families across New Jersey.

NJHMFA Down Payment Assistance Recipients



Homelessness Prevention

To begin addressing the sharp rise in homelessness, partly driven by declining federal support and the loss of pandemic era emergency housing funding, the budget includes \$25 million to expand rapid re-housing programs for vulnerable households in imminent risk of homelessness. These programs are a critical part of the State’s homelessness response system: they help individuals and families remain stably housed during moments of crisis and support those looking to secure permanent housing more quickly. By expanding this lifeline, the State aims to prevent more New Jerseyans from experiencing homelessness and to strengthen the pathways that help vulnerable residents regain stability and rebuild their lives. Investments like this help New Jersey prepare for the impending impact of federal funding cuts by strengthening state supports and ensuring that vulnerable residents are protected during times of crisis.

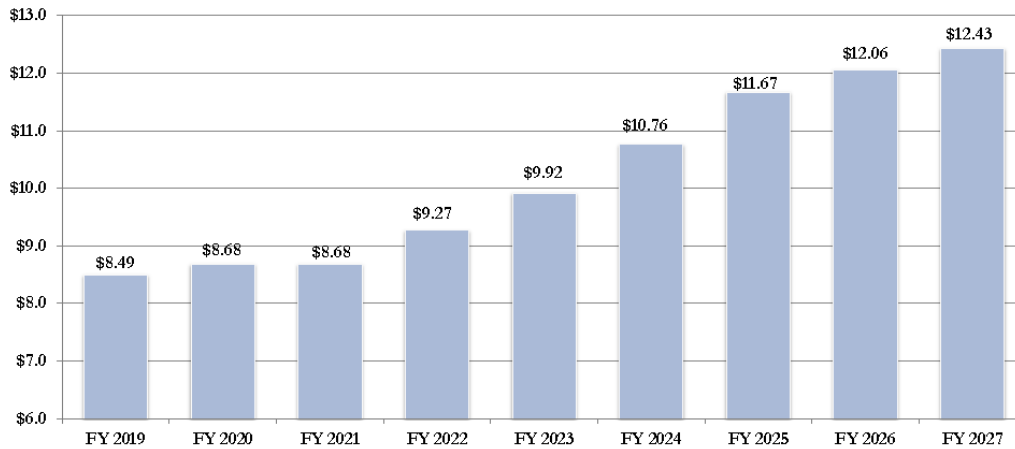
Pre-K to 12 Education

The Sherrill Administration firmly believes that a strong education system is fundamental to New Jersey's long-term prosperity and to ensuring that every child is afforded an opportunity to succeed. The FY 2027 budget provides \$22.5 billion in funding for pre-K to 12 education (including \$891.8 million from the Lottery Enterprise Contribution Act), an increase of \$222.6 million over the previous year. This includes direct payments for pension and health benefits payments for educators, and it is the highest amount of school aid funding provided in New Jersey history.

This year, the Governor proposes spending \$12.4 billion on formula aid. In a continued effort to enhance predictability and reduce volatility for school districts, this budget maintains a three percent cap on losses and a six percent cap on gains, calculates special education aid based on actual enrollment, and utilizes the multi-year average for property wealth and income measures. These guardrails provide funding stability while the State undertakes the important, long-term work of modernizing the current formula to better reflect today's educational needs and ensure a fair, sustainable approach to school funding in the coming years.

History of K-12 School Formula Aid

(in billions)



FY 2019 through FY 2025 represent the amount that was expended

Part of the initial reform to provide stable and transparent school funding will be to equip educators, families, and communities with the tools necessary to best understand how educational resources are allocated. As part of the Governor's accountability agenda, the Department of Education (DOE) will develop user-friendly dashboards and mapping tools on its website that clearly explain the primary drivers of state aid and how those allocations change annually. This information will provide greater transparency into trends and spending patterns across the state.

Additionally, school districts have recently experienced and reported fiscal strain due to inflationary pressures and other stressors. To improve school district fiscal accountability and support districts navigating financial challenges, the Governor proposes increasing DOE resources dedicated to oversight, technical assistance, and early detection of financial distress. By enhancing monitoring efforts for school districts, Governor Sherrill will help ensure that education funding is used effectively and that districts remain financially stable.

Learning Supports

The Governor is committed to ensuring that every child in New Jersey develops strong literacy and mathematics skills and has access to a world-class education. To continue building upon a solid foundation for long-term academic success, this budget expands investments in evidence-based learning supports that help students bolster academic skills and stay on track. This budget doubles last year's investment in high-impact tutoring to \$15 million, supporting targeted instruction that provides students with frequent, small-group tutoring aligned with classroom learning.

Early results from high-impact tutoring initiatives across the state demonstrate measurable improvements in student outcomes. In Franklin Township Public Schools, students achieved two or more grade levels of growth in literacy scores and 83.2 percent of students improved more than one grade level in their mathematics program. Similarly, in Essex County, People's Achieve Community Charter School's third-grade mathematics program saw 13.7 percentage point increases year-over-year, representing the highest third-grade proficiency in the school's history.

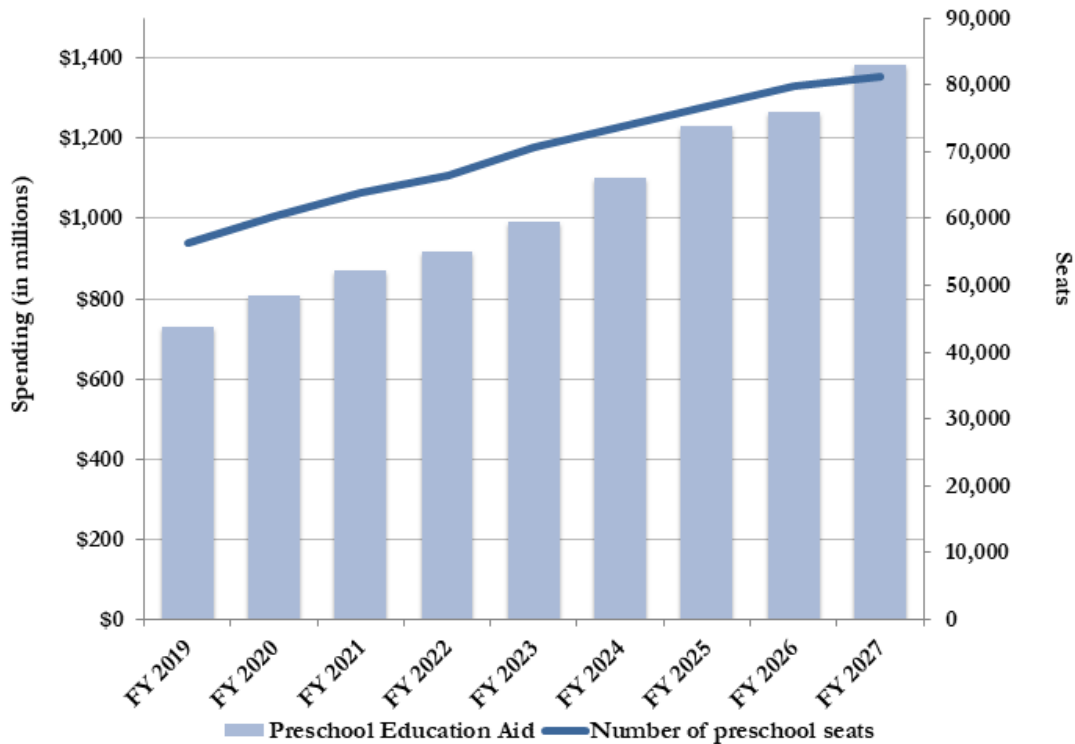
These results underscore the importance of targeted academic supports that accelerate learning and strengthen literacy development. By expanding high-impact tutoring, Governor Sherrill is investing in programs that produce measurable improvements in student achievement and ensuring that every child in New Jersey has the opportunity to succeed.

The FY 2027 Budget

Pre-K

The foundation for lifelong learning and opportunity begins in the earliest years. The Governor’s budget includes \$1.4 billion for pre-K, a 9.3 percent increase over FY 2026. In addition to this funding for existing districts, the Department of Education also has \$4.5 million to support new districts. More than half of school districts in New Jersey have access to a state-funded pre-K program.

History of Preschool Aid



FY 2020 Preschool Education Aid included \$5 million for preschool wrap-around care. This program has been shifted to a standalone appropriation starting in FY 2021.

FY 2019 through FY 2025 represent the amount that was expended.

School Construction

Following the schedule established in FY 2023, \$350 million will be made available to the Schools Development Authority (SDA) in FY 2027 for current projects and to help the SDA move forward on projects identified in its Statewide Strategic Plan. An additional \$50 million of General Fund appropriations will also support capital grants in SDA districts to ensure students have safe and modern learning environments.

Higher Education and Workforce Development

A strong economic future for New Jersey begins with preparing the next generation to succeed. Governor Sherrill has consistently emphasized that investing in the future of our children requires strengthening the full education-to-career pipeline – from our K-12 classrooms to our colleges, universities, and workforce training programs. State institutions of higher education serve as engines of innovation, research, and economic mobility. By continuing to invest in financial assistance programs, institutional support, and affordable pathways, New Jersey can ensure that every student is able to pursue higher education and build a successful future in the Garden State.

Higher Education Affordability

This budget includes more than \$3.3 billion (including \$131.8 million from the Lottery Enterprise Contribution Act) towards direct support of higher education institutions and for programs that provide financial assistance to students.

The budget maintains robust support for New Jersey's flagship, need-based aid programs, including \$530.2 million in funding for the Tuition Aid Grants (TAG) programs, which provide critical assistance to tens of thousands of eligible students statewide. In addition, the budget includes nearly \$109 million for the College Promise programs, which include the Community College Opportunity Grant (CCOG) and the Garden State Guarantee (GSG). These initiatives provide tuition-free community college for eligible lower-income students and reduce out-of-pocket costs at in-state, public, four-year institutions. The budget also includes \$54.8 million for the Educational Opportunity Fund (EOF) to provide academic support services for low-income students. Together, these investments reflect the Governor's commitment to ensuring that every student, regardless of zip code or income, can access the education and support needed to succeed.

Institutional Aid

Governor Sherrill is prioritizing stable and strategic investments in colleges and universities across New Jersey. The FY 2027 budget proposes \$755.2 million in operating support for State colleges and universities, \$169.1 million for county colleges, and \$4.6 million for independent institutions of higher education. These critical investments reflect the Sherrill Administration's commitment to supporting institutions that educate thousands of students annually while preparing the workforce that drives New Jersey's future.

Higher Education Institutional Support

(in thousands)

Sector	FY 2019	FY 2027	Change
Senior Public Colleges & Universities	\$494,500	\$755,206	52.7%
County Colleges	\$134,123	\$169,123	26.1%
Independent Colleges & Universities	\$1,000	\$4,600	360.0%
Total	\$629,623	\$928,929	47.5%

The FY 2027 Budget

Recognizing the critical role research universities play in innovation, the budget also includes \$60 million to offset the high fringe benefit costs faced by public research institutions. By easing these financial pressures, the Sherrill Administration is enabling universities to compete more effectively for federal, state, and privately funded research grants. Supporting research capacity will help attract additional investment and reinforce New Jersey's position as a national leader in research and talent development.

Labor

At the same time, aligning higher education investments with workforce development efforts will be critical to sustaining the State's economic competitiveness. Governor Sherrill has emphasized the importance of a cross-agency collaborative approach to best prepare students for the jobs of tomorrow. Building stronger partnerships among colleges, employers, and workforce training programs will expand apprenticeships, internships, and work-based learning opportunities that give students meaningful hands-on experience while building a stronger talent pipeline for New Jersey's economy.

Under Governor Sherrill's leadership, the Department of Labor and Workforce Development will expand access to workforce training programs, facilitate higher education and business partnerships and pathways, improve the quality and efficiency of government services, continue career opportunities for individuals with disabilities, and protect New Jersey workers. These efforts will ensure that all New Jersey workers are protected and supported as they navigate a changing labor market.

The budget includes an additional \$1 million for the Summer Youth Work Experience Program, reinforcing Governor Sherrill's longstanding commitment to expanding opportunities for teenagers and young adults to gain early job experience. During her time in Congress, the Governor championed bipartisan legislation to support summer employment programs that connect the next generation with meaningful work while building critical skills and supporting the local community.

To ensure that workforce investments are delivering the strongest possible outcomes, Governor Sherrill is requesting a review of existing workforce development programming across the State. This review will evaluate program effectiveness, identify opportunities to better align training with employer demand, and improve coordination among state agencies. Through these efforts, the Sherrill Administration will work to build a more responsive and accountable workforce system.

Economic Development

Governor Sherrill knows that economic growth is critical to making New Jersey more affordable and will seek to accelerate economic opportunity, expand access to capital for small and minority-owned businesses, and drive innovation across New Jersey's economy.

Small Business Assistance

The Sherrill Administration will prioritize small businesses and ensure that government supports their success, rather than get in the way. This budget maintains funding for the Main Street Recovery Fund. It also proposes cutting filing fees for corporations and non-profits.

As part of the Governor and Lieutenant Governor's focus on turbocharging the Business Action Center (BAC), the budget supports additional employees to provide more comprehensive solutions to the State's business community. The BAC is a critical institution for helping New Jerseyans to start their own business, navigate the permitting and licensing process, and access the capital needed to grow and expand. This new funding will allow the BAC to reach and support thousands of additional businesses, supercharging entrepreneurship, job creation, and innovation across New Jersey.

The 2024 New Jersey Disparity Study highlighted what so many business owners and residents know too well – the State's procurement process does not provide adequate access or a level playing field for minority-, women-, and veteran-owned businesses. The Governor is committed to addressing these disparities, starting by investing \$500,000 to strengthen state capacity by establishing a team of experts who can provide training and technical assistance to Minority and/or Women Business Enterprises (MWBE) navigating the State's procurement and contracting process. This effort will improve bid readiness and expand access to state contracts and capital for MWBEs. The budget also maintains funding for the Small Business Bonding Readiness Assistance Fund and Wealth Disparities Initiatives.

Social Impact Investment Fund

The Social Impact Investment Fund (SIIF) was created in 2023 to deploy below-market rate loans and other financial tools to support affordable housing predevelopment loans, early childhood education facilities, and infrastructure projects in vulnerable communities by leveraging public and private investments to advance socially beneficial projects. In FY 2023, the State appropriated approximately \$20 million in seed funding to help capitalize the SIIF, none of which has been expended. To move this work forward, this budget takes action to deploy this seed money to help small, minority and women-owned developers enter the multifamily housing construction market, supports the child care facilities that keep working families strong, and advances the infrastructure components of redevelopment projects that would otherwise struggle to get off the ground. The Governor's proposed budget allocates \$7.5 million to the affordable housing loan program, \$7.5 million to the child care facilities loan program, and \$5 million to the infrastructure loan program.

Together, these investments open doors for emerging developers, strengthen the foundation for parents to stay in the workforce, and empower local leaders to revitalize their communities.

Major Events

The Sherrill Administration will commemorate our nation's 250th anniversary and drive local tourism by highlighting New Jersey as the Crossroads of the American Revolution. The Administration is preparing to host the 2026 FIFA World Cup final, which will attract millions of visitors to the region. The Governor's budget will invest significant resources in public safety and transportation infrastructure to ensure that these global events are safe and successful, as well as to showcase New Jersey's economy and ensure that the economic benefits from these events continue for the long term.

Health Care and Human Services

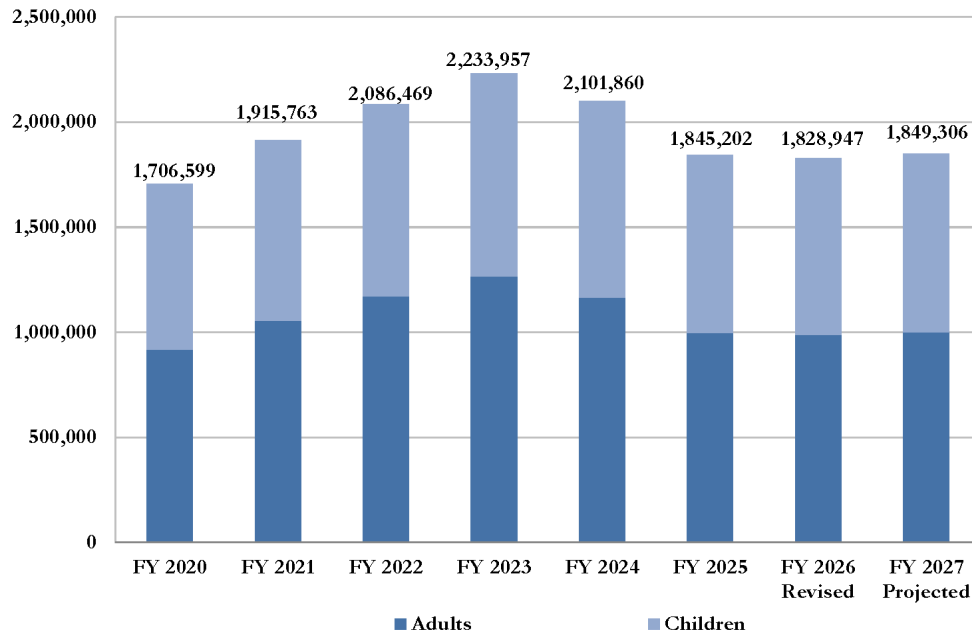
Governor Sherrill's health and human services budget reflects the Administration's commitment to confronting fiscal and federal threats while driving down costs, protecting essential care, and delivering quality services. In response to the burdens caused by the federal government's H.R.1, this budget invests in modernizing services to keep families insured and supports patients and providers in confronting unprecedented challenges to best position New Jersey into the future.

The Governor's budget acknowledges that public health investments and access to affordable preventative care are key to improving outcomes while reducing long-term costs. Even as the Sherrill Administration makes difficult decisions to ensure every dollar is spent wisely, the budget continues targeted investments in evidence-based programs that support individuals with disabilities and older adults, address mental health needs and the opioid crisis, and expand access to reproductive health care. These investments also help confront persistent health challenges, including protecting children and reducing Black maternal mortality.

Health Care Affordability and Accessibility

NJ FamilyCare provides comprehensive health care benefits to more than 1.8 million New Jerseyans, including seniors, individuals with disabilities, low-income adults, and nearly half of the State’s children. This budget provides \$7.2 billion in State funding for New Jersey’s Medicaid program. Like all states, New Jersey relies heavily on federal partnership to fund Medicaid, with the federal government covering at least 50 percent of most costs and up to 90 percent for certain populations.

NJ FamilyCare Enrollment

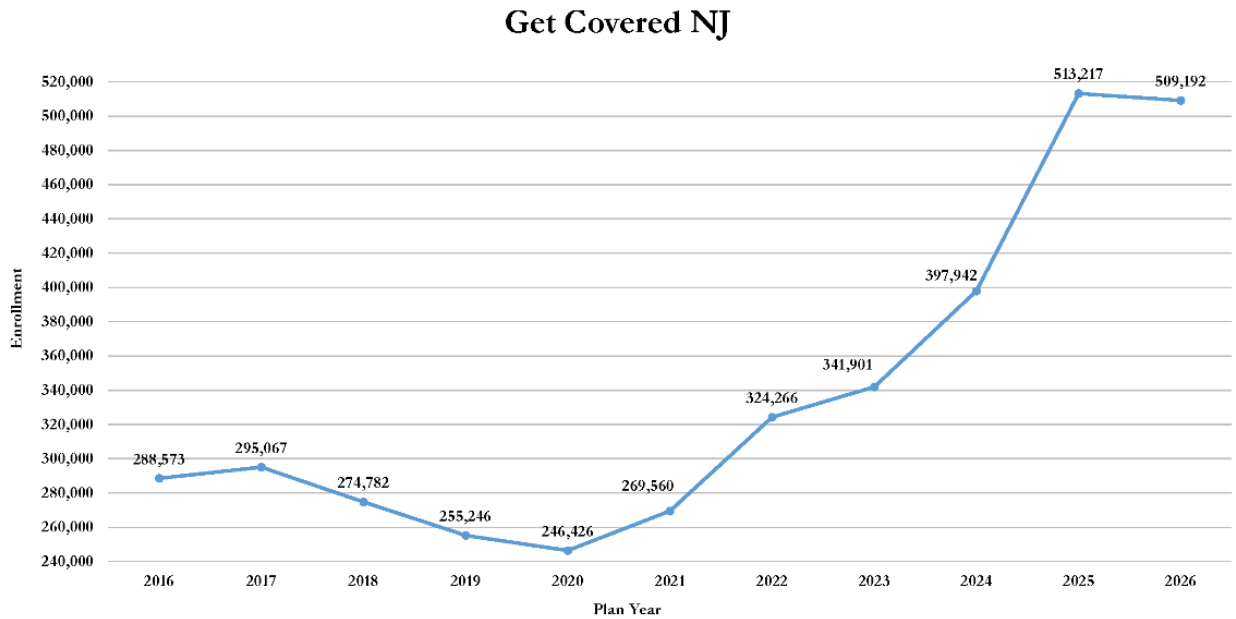


Children includes “Title XIX Children” and “Title XXI” enrollment groups, while Adults refers to all other Title XIX enrollment groups.

State Medicaid costs are projected to rise again in FY 2027 due to evolving medical needs and rising health care costs. Simultaneously, H.R.1 introduces new federal requirements that put access to affordable care at risk for New Jersey families. To ensure eligible residents continue to gain access to benefits through NJ FamilyCare, the Governor proposes targeted investments in the NJIA, county social services agencies, and professional services to strengthen enrollment systems and improve administrative coordination. This budget also continues the Cover All Kids initiative, with NJ FamilyCare projected to cover roughly 850,000 children.

The FY 2027 Budget

Separately, the State’s health care marketplace – Get Covered New Jersey – enrolled 509,192 New Jerseyans during the most recent open enrollment period. However, actions taken by the Trump Administration to eliminate key Affordable Care Act plan subsidies have significantly increased premium costs. As a result, the share of residents whose subsidies lowered premiums to less than \$10 a month has dropped from 48 percent in 2025 to a staggering eight percent in 2026.



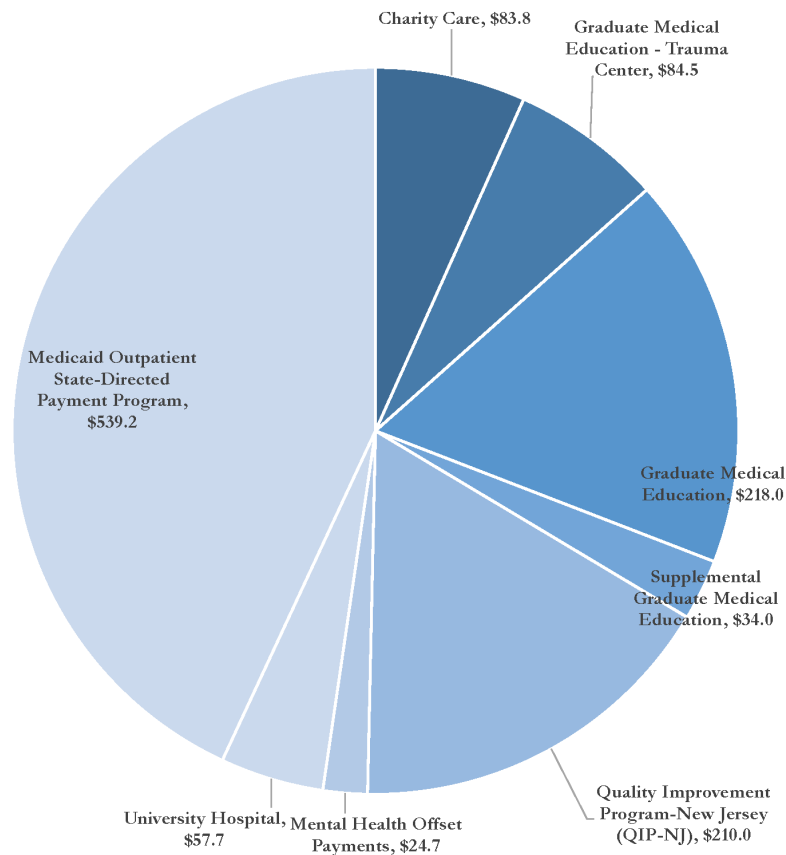
In response, the Governor has directed the Department of Banking and Insurance to lead a Health Insurance Strike Team to help mitigate this federally driven crisis. As Governor Sherrill works to increase affordability through cost containment strategies and consumer protections, this budget strategically continues investment in the Office of Health Care Affordability and Transparency within the Department of Health.

Health System Funding

In FY 2027, New Jersey’s 70 acute care hospitals will receive approximately \$3.6 billion from direct subsidy programs. This includes continuation of subsidies for Charity Care, Graduate Medical Education (GME, GME-S, and GME-T), and the outpatient State-directed payment program. The downstream effects of federal funding cuts related to H.R.1 will ultimately reduce public health and hospital funding by an estimated \$3.3 billion in the out-years.

Additionally, through the Departments of Health and Human Services, the State is deploying the first year of \$147 million in federal Rural Health Transformation Program funding, which New Jersey fought to secure, to grow the health care workforce, expand innovative technologies like remote patient monitoring, and enhance prevention and treatment services.

**FY 2027
Hospital Funding – Direct Subsidy Programs**
(in millions)



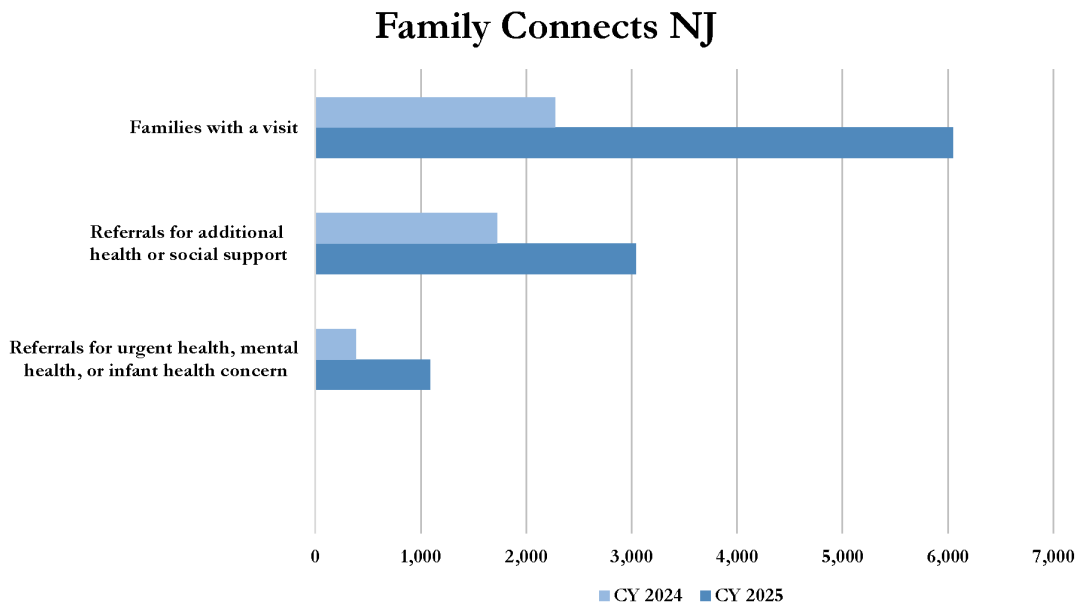
Note: This chart does not include the funding hospitals receive through the State’s County Option Hospital Fee Program

The FY 2027 Budget

Maternal and Infant Health

Governor Sherrill is committed to improving maternal and infant health outcomes and ensuring that every family has access to high-quality care before, during, and after pregnancy. This budget continues maternal health-related funding to bring data to action, grow the perinatal workforce, and promote innovation in care delivery. This includes sustaining resources for the New Jersey Maternal and Infant Health Innovation Authority, which is charged with advancing evidence-based strategies to reduce maternal mortality, reduce infant mortality, and close racial disparities in health outcomes. The Governor is also asking for cross-agency coordination on programs related to maternal and infant health to identify opportunities for collaboration.

The Sherrill Administration will expand Family Connects NJ, the State’s program to deploy registered nurses to conduct home visits for mothers and newborns within the first two weeks after birth. By embedding early intervention and health screenings directly in the home, this program improves maternal recovery, supports infant development, and proactively identifies urgent potential health concerns. Since its launch in January 2024, Family Connects NJ nurses have performed nearly 10,000 home visits – providing clinical assessments, postpartum support and counseling, and referrals for ongoing medical or social service needs. The budget includes an additional \$12.8 million to expand the program’s reach, allowing this initiative to now operate statewide. For the first time, every family in all 21 counties will be eligible beginning in 2027.

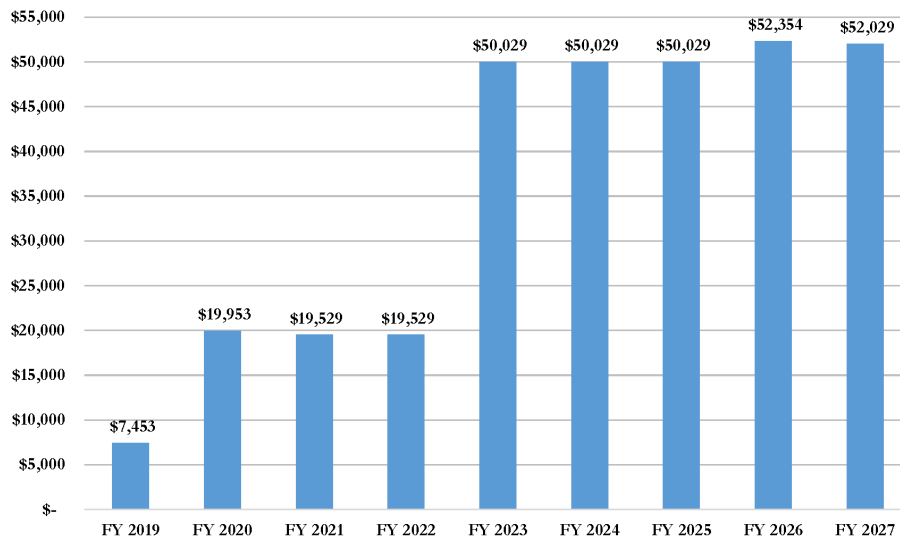


Reproductive Health

It is also a priority for the Governor that New Jersey remains a national leader in protecting reproductive freedom and expanding access to women's health care. The Sherrill Administration will continue shielding residents and providers from federal attacks while taking proactive steps to safeguard access to care. As part of this work, this budget maintains \$52 million for family planning services and reproductive health access. Of this amount, more than \$30 million supports care, regardless of an individual's ability to pay, at clinics in every county, and the \$22 million Reproductive Health Access Fund enables the State to respond to emerging threats and expand reproductive health care access.

Reproductive Health Funding

(in thousands)



Amounts represent appropriations in FY 2019 through FY 2026, and the recommendation for FY 2027.

Youth Mental Health

Governor Mikie Sherrill recognizes that protecting our kids is a public health priority that requires coordination across all agencies and systems. The Governor will continue fighting to keep kids safe online and expand mental health resources to support their overall well-being. This budget proposes an all-of-government approach to supporting youth mental health and aligns initiatives across the Department of Education and Department of Health to prioritize these efforts.

In the current fiscal year, the Department of Education is disbursing phone-free schools grants as it implements P.L.2025, c.195. The budget also includes funding for the Office of Youth Online Mental Health Safety and Awareness – established by Executive Order No. 6 in the Department of Health – and supports \$500,000 for a new Social Media Research Center at one of New Jersey's institutions of higher education to better understand the impact of online platforms on youth mental health.

The FY 2027 Budget

The Governor’s budget also includes \$33 million for a new youth mental health initiative. The Administration plans to sunset the New Jersey Statewide Student Support Services (NJ4S) program and re-invest those funds into high-acuity services through the Department of Education. As these services shift, the Governor expects close collaboration between departments to ensure the least disruptive experience possible for students and families. The FY 2027 budget launches SPARK (School-based Partnerships for Access and Resilience for Kids), a statewide initiative designed to expand mental health services in K-12 schools and improve coordination among school districts and providers. SPARK grants will support districts in building or expanding partnerships with licensed mental health providers to increase access to school-based counseling and intervention services. The initiative will establish clear pathways for students with high-acuity behavioral health needs and meet students where they are – directly in their schools – ensuring timely access to supports in a familiar and trusted environment. The program will prioritize high-need districts and require measurable performance benchmarks related to service utilization and student outcomes. Through SPARK, the Sherrill Administration will build a more coordinated and comprehensive school-based mental health system – one that focuses on prevention, resilience, and the provision of timely and high-quality care.

Youth Protection Services

In 2023, New Jersey exited formal federal oversight of its child welfare system after two decades of reform. The Sherrill Administration is committed to sustaining that progress and maintaining a strong system that protects children from abuse and neglect. The proposed FY 2027 budget includes a total of \$1.2 billion in state, dedicated, and federal funds for the Division of Child Protection and Permanency in the Department of Children and Families.

Child Care

Access to reliable, affordable child care is essential to supporting working families and sustaining a strong workforce. The FY 2027 budget proposal includes \$582 million in state funds for child care assistance, which is projected to support care for up to 77,500 children, or 2,500 more than in FY 2026.

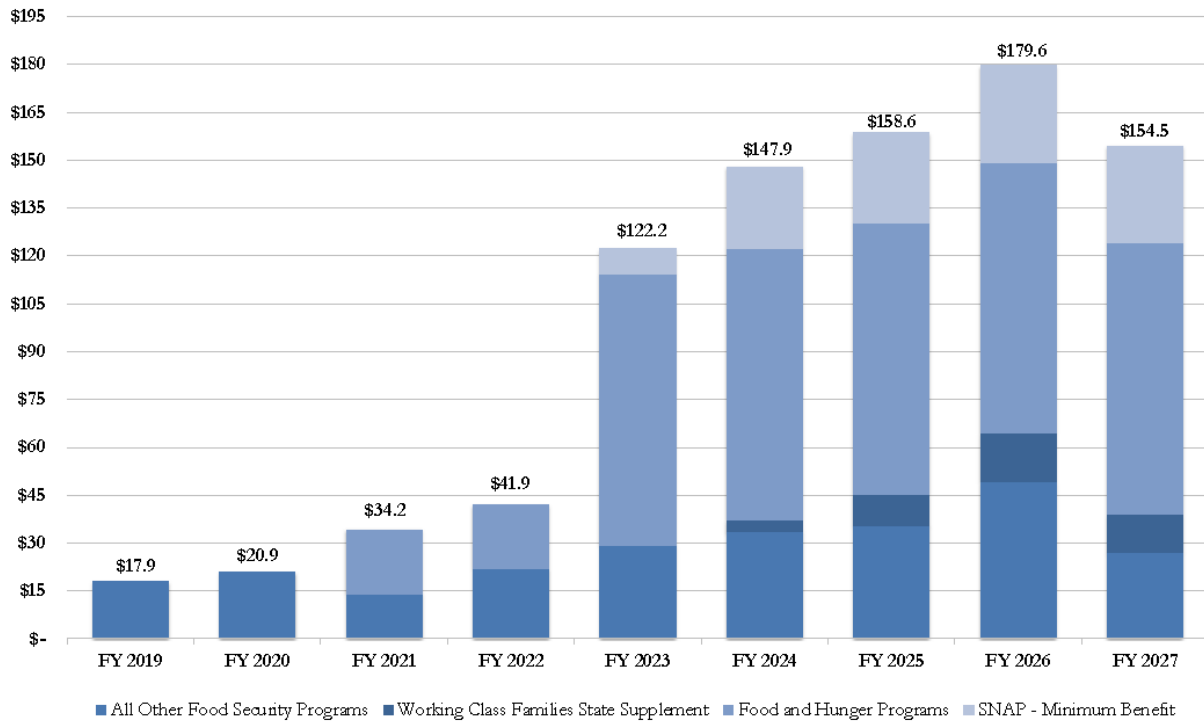
This year, the Sherrill Administration will direct \$7.5 million from the Social Impact Investment Fund to support child care facilities. Additionally, in FY 2027, the State expects to expend \$24 million on the Child and Dependent Care Tax Credit and \$207 million on the Child Tax Credit.

Food Assistance and Affordability

Ensuring that families have reliable access to nutritious food remains a core priority for the Governor. Addressing food insecurity, especially for children, is a basic building block for future success. This budget includes school meals funding for nearly 21,000 schoolchildren through the Working-Class Families Anti-Hunger Act, \$30.2 million to maintain a minimum monthly \$95 SNAP benefit for 40,000 households, and \$85 million for aid to the State’s food banks and emergency feeding organizations.

State Spending on Food Security Programs

(in millions)



FY 2019 through FY 2025 represent the amount that was expended. FY 2026 represents projected spending in the current year and FY 2027 represents the amount budgeted.

SNAP helps families access affordable, nutritious foods at more than 6,000 retailers across New Jersey and supports over 40 percent of participating children, one in three individuals with disabilities, and one in five seniors age 60 and older. As a result of H.R.1, the federal government is cutting its share of SNAP administrative funding from 50 percent to 25 percent, shifting a significant cost burden onto states and counties. In this transition year, the State is stepping in to assume this \$71 million burden on behalf of counties.

The FY 2027 Budget

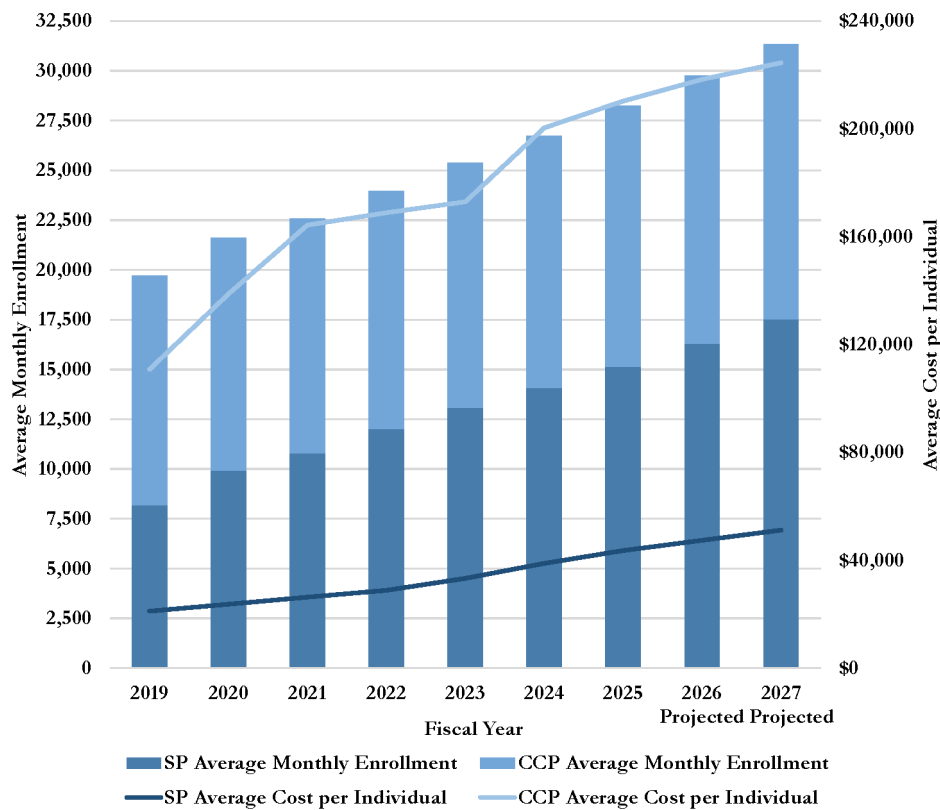
Public Health

To ensure ongoing readiness against public health threats, and combat misinformation spread by the federal government, Governor Sherrill is strengthening evidence-based and outcomes-driven public health interventions in New Jersey. This budget adds \$2 million to support the state-funded vaccination program, \$1 million to strengthen capabilities of the State’s Public Health and Environmental Laboratories, and \$5.4 million for data modernization.

Developmental Disability Supports and Services

In FY 2027, state spending for the Division of Developmental Disabilities is expected to increase by \$154 million to meet the needs of adults in this community.

Community Care Program (CCP) and Supports Program (SP)



Average Cost per Individual includes both State and federal funding.

The budget will continue to provide funding for the Office of the Ombudsman for Individuals with Intellectual or Developmental Disabilities and Their Families. This budget also continues investments in education, technology, and services to support inclusivity of blind and visually impaired individuals as well as deaf, deaf-blind, hard of hearing, and hearing-impaired individuals.

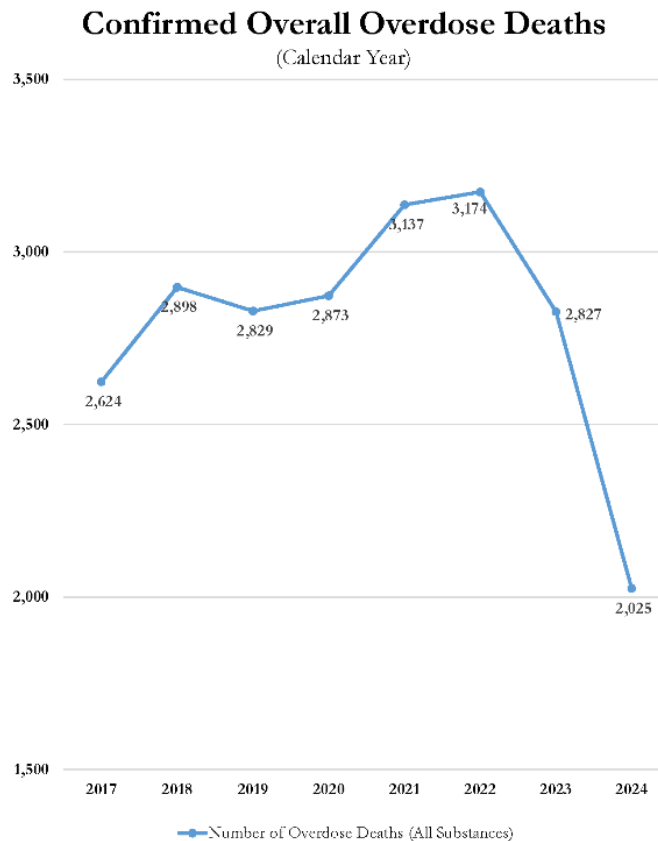
Aging

There are approximately 1.6 million older adults in New Jersey. This budget includes growth of \$397 million to meet increasing needs for NJ FamilyCare’s long-term care population. The budget also includes \$22.4 million for the Pharmaceutical Assistance to the Aged and Disabled and Senior Gold programs, which provide prescription drug benefits to nearly 158,000 New Jerseyans. RetireReady NJ is also sustained to help New Jersey workers save now for retirement.

Mental Health and Substance Use Disorder Services

As part of the commitment to residents in the State’s care, New Jersey is committing \$448.7 million towards the care of patients in the State’s four psychiatric hospitals.

Governor Sherrill continues to implement the recommendations of the Opioid Recovery and Remediation Advisory Council, created in 2022, and has already advanced nearly \$312 million in settlement resources. While any overdose is one too many, public health interventions are helping turn the tide in the opioid crisis. The Department of Health reports that opioid-related deaths declined nearly 30 percent between 2023 and 2024, and preliminary data forecasts this trajectory continued in 2025.



The FY 2027 Budget

New American Protections

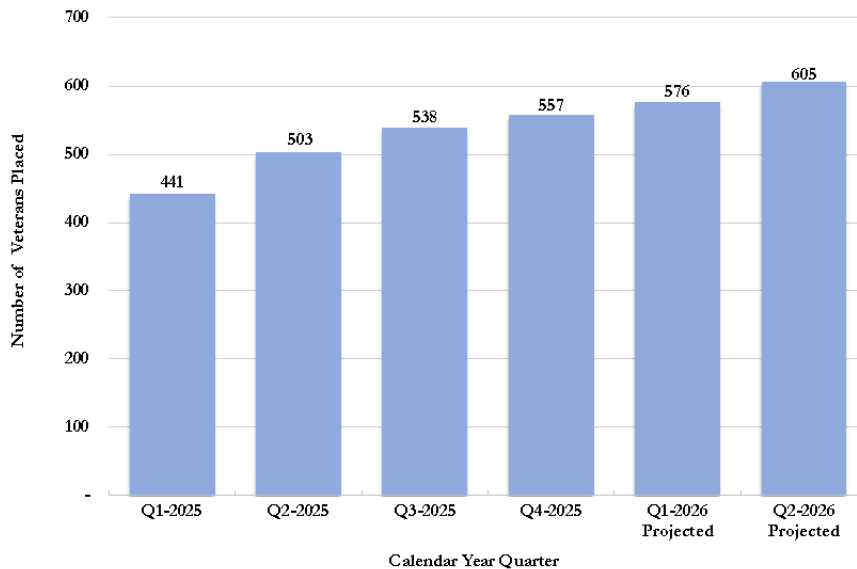
Governor Sherrill is committed to upholding the Constitution and stopping the federal government from violently endangering immigrant communities. In February, the Administration signed Executive Order No. 12 to prevent Immigration and Customs Enforcement (ICE) from staging operations on state property and published a “Know Your Rights” website. The Office of the Attorney General also launched a portal for residents to submit video footage of ICE interactions. The budget also supports accessibility of New Americans to vital services through continued investment in translation and interpretation services.

Military and Veterans Affairs

As the country’s first female veteran governor, Governor Sherrill will ensure a smooth transition for the State’s new Department of Veterans Affairs due to the enactment of P.L.2025, c.139 and she is committed to expanding resources for veterans.

The groundwork has been laid to end veterans’ homelessness across New Jersey; however, there will be more work to be done to keep veterans’ homelessness to a functional zero. This budget builds on the existing Bringing Veterans Home infrastructure, which has successfully adopted strategies to transition homeless veterans from temporary housing placements to stable, permanent housing solutions. This budget includes \$11 million for this initiative. Since its launch in January 2025, the program has helped over 2,200 homeless veterans. Without continued investment, New Jersey risks reversals in veteran housing gains and increased inflow of veterans entering homelessness. Governor Sherrill anticipates the Departments of Community Affairs and Veteran Affairs reaching all known homeless veterans this year.

Veterans Placed in Permanent Housing by the Bringing Veterans Home Initiative

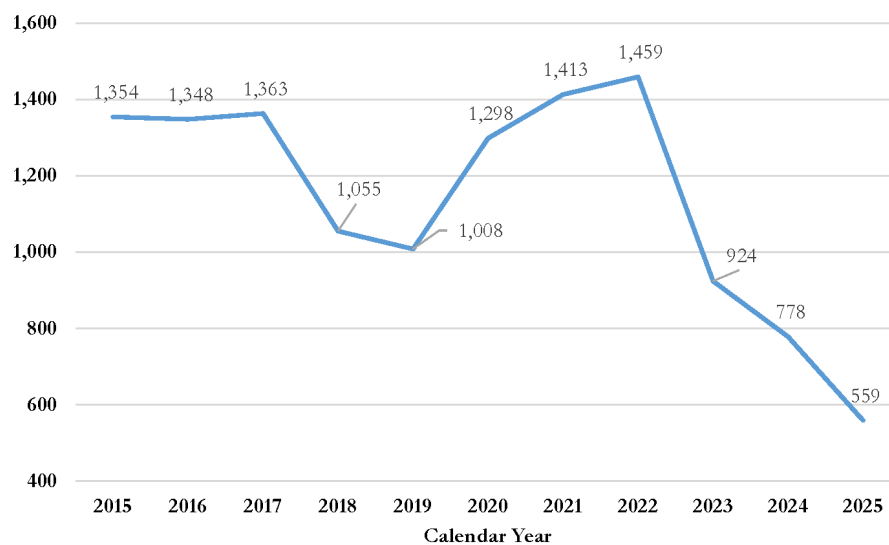


Consistent with the Administration’s focus on outcomes-driven investments that deliver long-term value, the FY 2027 budget strengthens support for New Jersey’s veterans and military families while maintaining the facilities that serve them. The budget includes an additional \$10.5 million to cover increased operating expenses at the State’s three Veterans Memorial Homes to ensure the provision of high-quality care at these facilities. Additionally, the now independent Department of Military Affairs will receive \$12.9 million in state funds, which includes a \$1 million increase to help the department invest in critical maintenance upgrades at the State’s aging armories.

Law and Public Safety

As a former federal prosecutor, Governor Sherrill understands the importance of upholding the rule of law and protecting public safety. The Administration is committed to building on New Jersey’s recent success in reducing shootings and homicides to historic lows. The Department of Law and Public Safety plays a critical role in this effort, from combating price gouging, fighting for federal resources, and defending the rights and freedoms of New Jerseyans.

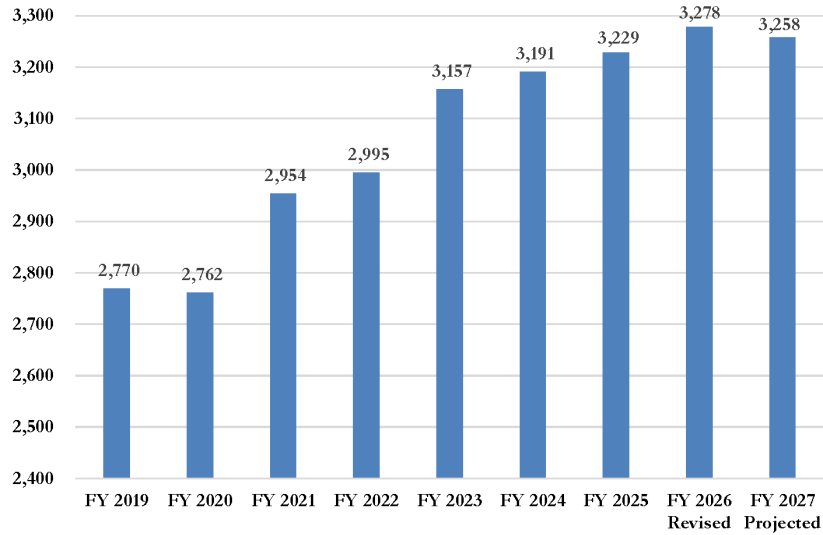
Declining Shooting Incidents



The FY 2027 Budget

This budget includes \$6 million for the 169th Trooper Class, as well as new support for body-worn camera maintenance and the P25 radio system.

End of Year State Trooper Count



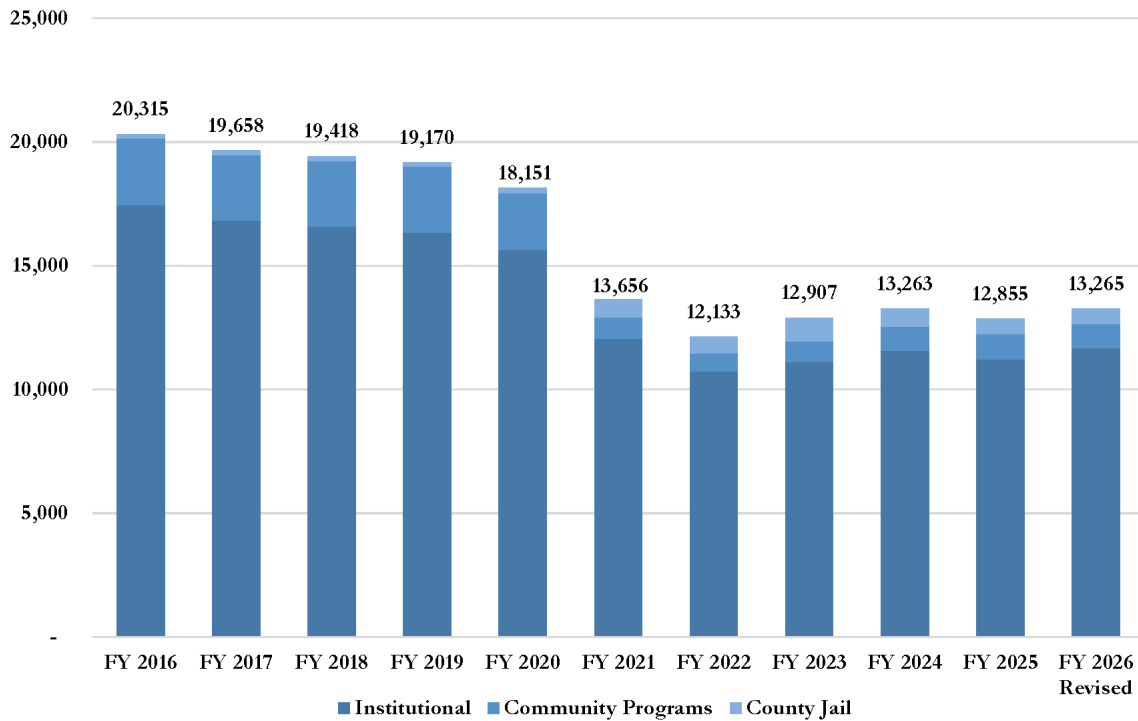
This budget also includes approximately \$20 million for the Alternative Responses to Reduce Instances of Violence and Escalation (ARRIVE) Together Program, which partners police officers with mental health professionals when responding to a person who is experiencing a mental health crisis. It also continues to support hospital- and community-based violence intervention programs using \$25.5 million in revenues generated from adult-use marijuana.

Corrections and Parole

Maintaining a safe and effective corrections system requires continued investment in both facility operations and successful re-entry services. This budget includes \$1.3 billion for the Department of Corrections, underscoring the Governor’s commitment to improving the State’s corrections system and keeping corrections officers and inmates safe. This budget will also support the State Parole Board, which plays an integral role in sustaining New Jersey’s record low recidivism rates.

Department of Corrections

Incarcerated Population



* As of January 2026, the overall Corrections population is 12,324.

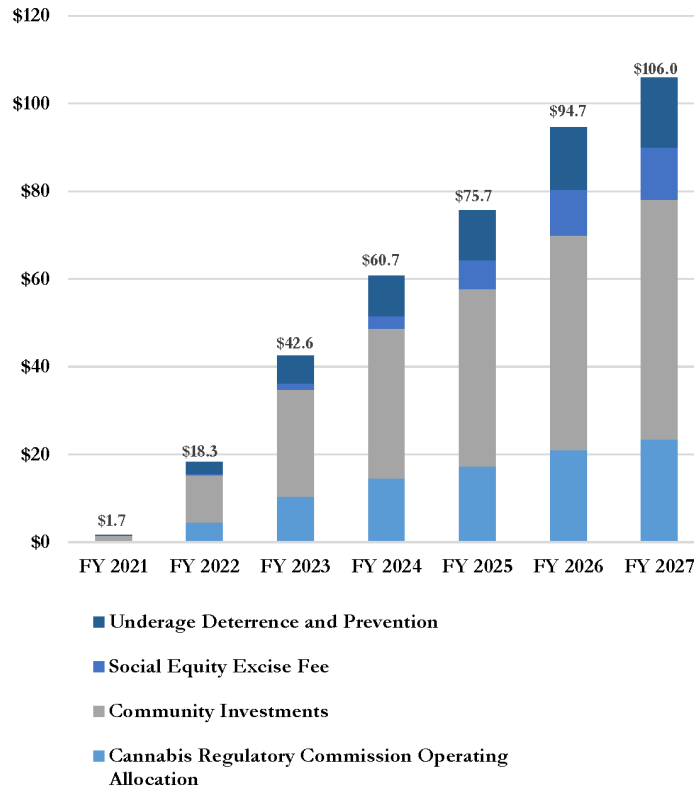
The FY 2027 Budget

Cannabis Regulatory Commission

Alongside reforms across the criminal justice system, New Jersey continues to implement the responsible regulation of legalized cannabis. The regulated cannabis market continues to grow, creating new businesses, jobs, and revenue for the State and local communities. The 2021 legalization of adult-use marijuana has led to nearly 400 licensed cannabis businesses operating in over 200 municipalities. In FY 2027, cannabis sales are expected to produce \$106 million in tax and fee revenues.

Cannabis Revenues

(in millions)



FY 2021 through FY 2025 represent actual revenues while FY 2026 and FY 2027 reflect projected figures.

Transportation and Infrastructure

Making responsible financial decisions means prioritizing the long-term investments that keep New Jersey moving. Even as this Administration makes difficult choices across the budget, it remains committed to maintaining and modernizing critical transportation infrastructure. The Sherrill Administration will work to improve commutes and strengthen coordination across transportation agencies so that New Jerseyans spend more time with family and friends and less time stuck on a train.

NJ TRANSIT

The FY 2027 budget includes more than \$1 billion in State support for NJ Transit, an increase of \$215.3 million or 26 percent from support provided by the State in FY 2026. This support includes NJ Transit's General Fund subsidy of \$282.2 million and \$765.6 million in dedicated revenue from the Corporate Transit Fee. NJ Transit's operating budget is also supported by revenues from the Clean Energy Fund, federal preventive maintenance amounts, and the Turnpike contribution.

The increased funding for NJ Transit will support an anticipated 11 percent increase in operating costs. NJ Transit faces a challenging cost environment in FY 2027 due to several factors, including increased costs for labor, materials and supplies and ADA/Access Link contracts. Additionally, farebox revenue is expected to remain flat, reflecting a post-pandemic new normal for ridership levels.

Governor Sherrill is committed to advancing the Gateway Tunnel Project and fighting to ensure the federal government supports New Jersey jobs and commuters. NJ TRANSIT will continue its efforts to have a fully modernized bus and rail fleet by 2031, which will increase reliability and reduce maintenance costs. The Governor will also support NJ TRANSIT's Leveraging Assets for Non-farebox Dollars (LAND) Plan, which proposes transit-oriented development and other land use reforms to provide new revenue for the agency while also improving housing opportunities for families.

Transportation Initiatives

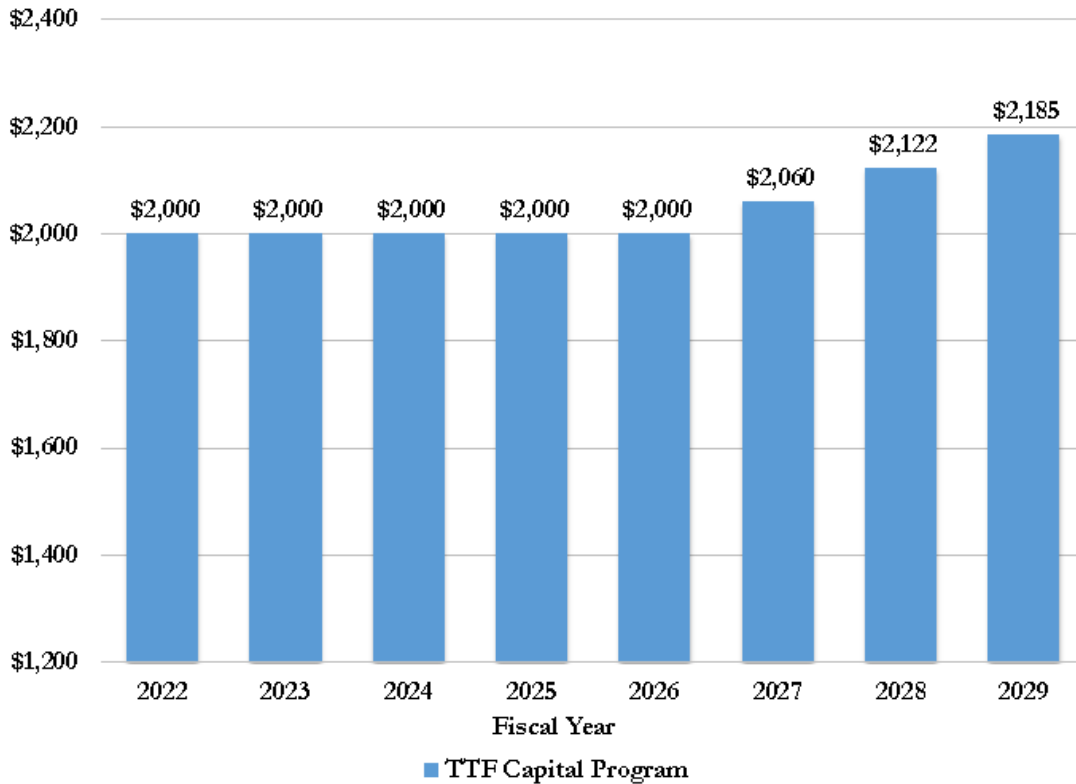
The Administration's focus on efficiency and accountability extends to the systems that support and fund New Jersey's transportation infrastructure. To advance this goal, this budget recommends \$10 million in upfront funding for the Department of Transportation (DOT) to begin converting its financial management system to NJHIVE, the State's modern enterprise accounting platform. This transition will significantly improve DOT's financial management capacity and enable the department to process more than \$1 billion in annual federal transportation project reimbursements more quickly and securely. This investment underscores the core principle of this budget: strengthening government systems so New Jersey can draw down more federal resources and deliver greater outcomes for its taxpayers.

The FY 2027 Budget

Additionally, Governor Sherrill’s FY 2027 budget appropriates approximately \$2.1 billion for the State Transportation Capital Program. This includes \$1.3 billion for critical investments in state, local highway, and bridge projects, and another \$782 million for NJ Transit capital projects. Pursuant to P.L.2024, c.7, Transportation Trust Fund funding will increase by \$60 million in FY 2027.

Transportation Trust Fund

(in millions)



Fiscal years 2027 through 2029 incorporate funding increases pursuant to P.L.2024, c.7.

Environment and Agriculture

Environmental Protection

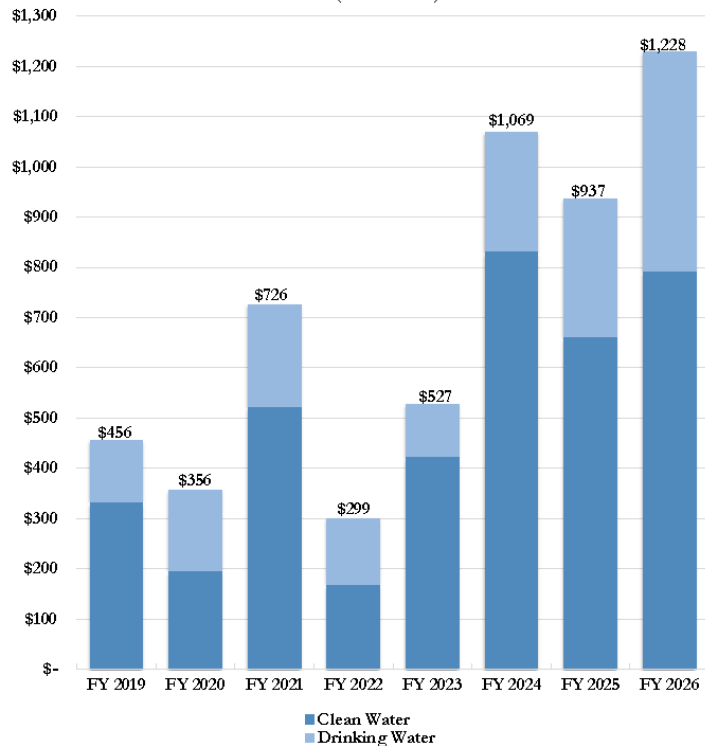
Under Governor Sherrill, the Department of Environmental Protection (DEP) will work to cut red tape, develop clear timelines for permitting, and foster economic growth while protecting New Jersey’s air, land, and water. The Governor is committed to creating a new culture of customer service, transparency, and accountability at the department, which will help to save businesses time and money while also ensuring a resilient environment and open spaces for generations to come.

To achieve the government efficiency objectives in Executive Order No. 5, this budget addresses the understaffing of the permitting function at DEP and establishes two new regulatory review teams. These additional resources will focus on reducing permitting process backlogs and delays and will expedite and streamline project reviews for critical projects like energy generation, grid support, and new housing. Greater permitting capacity at DEP will reduce construction delays that add millions of dollars to the cost of power generation and housing projects, which will save New Jersey families’ money on their utility bills, mortgages, and rental payments. The Department of Environmental Protection is also actively participating in the cross-agency permitting dashboard work outlined in Executive Order No. 5 being led by the office of the COO and NJIA.

The Sherrill Administration’s focus on efficiency also ensures the State can move quickly to deliver critical infrastructure investments and maximize federal funding opportunities. This budget proposes a ten percent increase in the Drinking Water and Clean Water Infrastructure line-item, which allows the State to access \$265 million in federal funds for water infrastructure projects. In FY 2027, \$4.5 million is available to the department to implement the Protecting Against Forever Chemicals law (P.L.2025, c.202) and reduce PFAS discharges. Additionally, the Department of Agriculture is provided funding to expand PFAS testing in soil and grains.

Water Infrastructure Spending

(in millions)



FY 2019 through FY 2025 represents the amount that was expended while FY 2026 represents the amount that was budgeted.

The FY 2027 Budget

A significant portion of DEP's funding will come from constitutionally dedicated Corporation Business Tax (CBT) revenue supplemental appropriations that have been provided separately from the Governor's budget each year since FY 2017. These dedicated funds account for about \$135 million in FY 2026 adjusted appropriations, and the removal of this funding in FY 2027 appears to result in a large reduction for year-over-year comparisons. The Administration will recommend to the Legislature supplemental appropriations again in FY 2027 to continue to support the constitutionally dedicated programming.

Agriculture

Including the funds for food security, the Governor's budget includes \$131.1 million for the Department of Agriculture. The department will support the State's food banks, school nutrition and farmland preservation programs, and expand the responsible use of solar energy on farms.

FY 2026 and FY 2027 Revenues

Economic Performance and Outlook

New Jersey experienced stable but slowing economic growth in 2025. The state's Gross Domestic Product (GDP) – a broad measure of economic output – showed moderate growth overall, while employment levels rose slightly. Price inflation continued to decline over the course of the year. Higher interest rates, which were intended to slow economic activity in order to tame inflation, eased slightly over the second half of 2025. However, despite this modest retreat, borrowing costs remained elevated enough to restrain activity in certain sectors, particularly the housing market. As 2026 begins, the economic outlook for both New Jersey and the nation points to continued slow growth. The Federal Open Market Committee (FOMC) lowered interest rates at the end of 2025 to encourage spending and investment, but additional rate cuts in 2026 remain uncertain and may depend on the upcoming change in leadership.

New Jersey's real GDP grew at a seasonally adjusted annual rate of 3.4 percent in the third quarter of 2025. Combined, over the first three quarters, New Jersey's real GDP expanded at a rate of 2.2 percent.¹

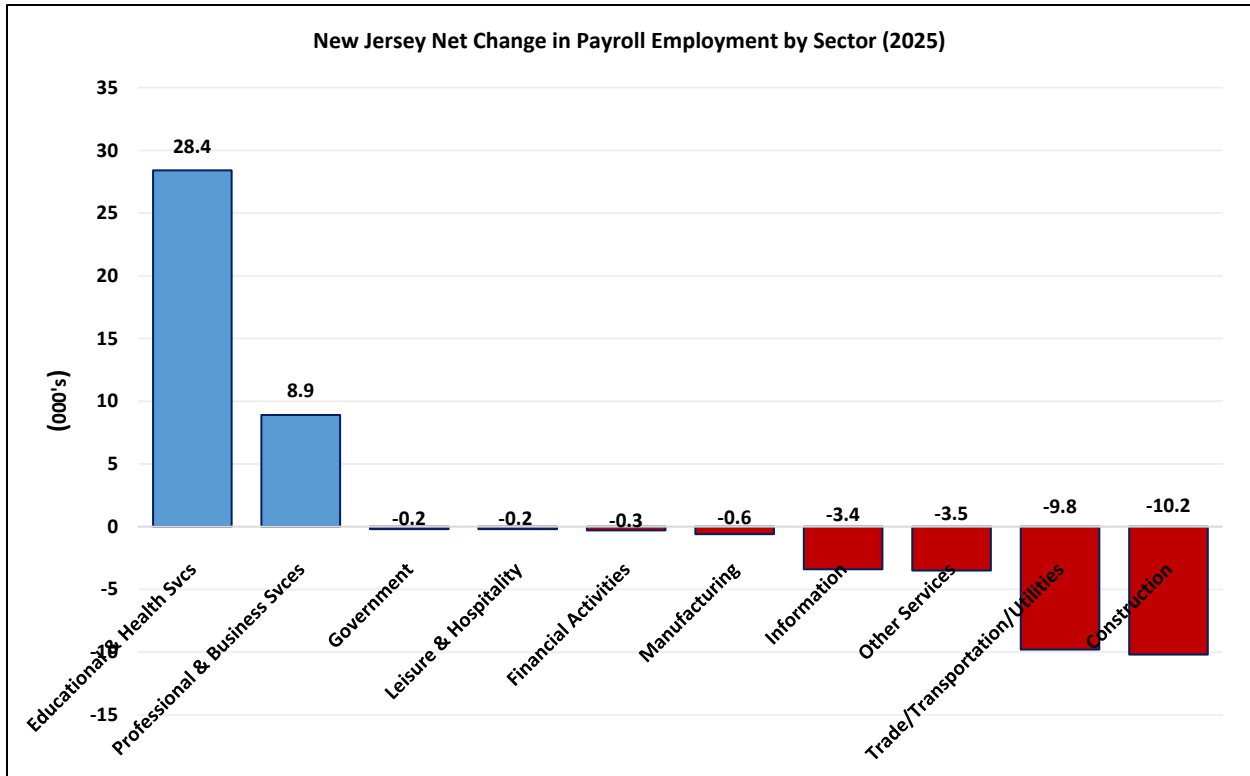
New Jersey's labor market has slowed in recent years. Following gains of 115,400 jobs in 2022, 64,200 jobs in 2023, and 39,200 jobs in 2024, preliminary estimates indicate only 9,000 jobs were added in 2025. Employment increased modestly in six of the year's twelve months. Payroll employment fell by an average of 2,600 jobs per month during the first half of 2025 but grew by an average of 4,100 jobs per month in the second half of the year, suggesting the potential for a rebound in momentum.

By the end of 2025, New Jersey had 177,100 more nonfarm jobs than before the COVID-19 pandemic, rising 4.2 percent from February 2020 to December 2025. This growth outpaced the employment gains in neighboring states over the same period, including New York (1.9 percent), Pennsylvania (2.8 percent), and Connecticut (0.9 percent).

New Jersey's labor force participation rate was 63.7 percent in December 2025, below its pre-pandemic level. The rate has continued to decline since the winter of 2024, after peaking at 64.5 percent in June 2024. New Jersey's December 2025 rate was higher than that of New York (61.5 percent) and Pennsylvania (61.6 percent), but lower than Connecticut (64.0 percent). The state's unemployment rate rose by 0.8 percentage points over the course of 2025, reaching 5.4 percent in December 2025, as the number of unemployed persons increased relative to the labor force.

Once again, job growth in 2025 was largely concentrated in the Educational & Health Services sector, while most other sectors saw minimal growth or declines. Only two sectors added more than 500 jobs over the year: Educational & Health Services (+28,400 jobs) and Professional & Business Services (+8,900). Construction lost 10,000 jobs, Trade, Transportation & Utilities declined by 9,800 jobs, and the Information sector lost 3,400 jobs.

¹ Fourth quarter State GDP data is not released until March 2026.



Employment in most sectors remained above pre-pandemic levels at the end of 2025. The only sectors still below their pre-pandemic employment levels were Construction (-8,300 jobs), Government (-2,100 jobs) and Other Services (-1,100 jobs).

New Jersey wages and salaries rose 4.3 percent over the first three quarters of 2025, while personal income grew by 4.5 percent, slowing somewhat for the second consecutive year. Meanwhile, stock markets have just completed three years of strong gains, likely boosting non-wage income sources. From the end of 2022 to the end of 2025, the S&P 500 grew 78.3 percent, and the Dow Jones Industrial Average increased 45.0 percent over the same period.

The U.S. housing market was relatively flat in 2025 as elevated mortgage rates and home prices continued to constrain activity. The average U.S. 30-year fixed rate mortgage softened in the second half of the year, hovering just above 6.2 percent in December. Despite the high cost of borrowing, the median sales price for a single-family home in New Jersey reached \$585,000 in 2025, an increase of 6.4 percent from 2024, following an 11.3 percent increase from the previous year.

According to New Jersey Realtors data, closed sales of existing homes beat their year-ago levels in ten of the twelve months. Previously, existing home sales weakened near the end of 2021, and total closed sales fell 17.8 percent in 2022, returning to levels last seen in 2015. Total market closed sales continued to decline throughout 2023 and 2024, and in 2025 they slipped by a modest 0.6 percent.

U.S. price inflation edged lower in 2025, with the national Consumer Price Index (CPI) rising 2.7 percent year-over-year in December. Although this remains above the FOMC's 2.0 percent target, it reflects a decline from the 3.0 percent rate recorded in January 2025. In contrast, inflation in the metropolitan area covering much of northern and central New Jersey has trended higher than the national rate since the spring 2024. Regional CPI increased 3.4 percent year-over-year in December 2025. This represents a significant cooling of inflation from the region's peak of 9.1 percent in June 2022.

Looking ahead, economic forecasters generally expect moderate growth will continue for both New Jersey and the United States in 2026 and 2027, despite several lingering uncertainties. International trade could face additional rounds of tariff adjustments, and while interest rates are more likely than not to decline further, inflation remains above the 2.0 percent target. Recent, significant escalations in the Middle East have introduced substantial shocks to global markets and created uncertainty. According to the FOMC's December 2025 projection, real (inflation-adjusted) GDP in the U.S. is expected to grow 2.3 percent in 2026, following a modest performance in 2025. Economists surveyed by the Wall Street Journal in January 2026 forecasted real GDP growth of 2.2 percent for the nation in 2026.

The revenue forecasts presented on the following pages assume the consensus outlook of moderate economic growth, lower price inflation, and declining interest rates in 2026 and 2027.

FY 2027 Revenues

(in millions)

	FY 2026	FY 2026	FY 2027	Change from Revised	
	Approp. Act	Revised	Projected	\$	%
Income	\$ 21,478	\$ 22,453	\$ 22,909	\$ 456	2.0
Sales	14,195	14,195	14,713	518	3.6
Corporation	4,143	3,259	4,075	816	25.0
Corporate Transit Fee	839	654	814	160	24.5
Business Alternative Income Tax	4,465	4,821	4,781	(40)	(0.8)
Other	12,189	12,109	11,772	(337)	(2.8)
Total	\$ 57,309	\$ 57,491	\$ 59,064	\$ 1,573	2.7

FY 2026 and FY 2027 Revenues

After two relatively flat revenue-collection years in FY 2023 and FY 2024, stronger growth resumed in FY 2025 and continues in FY 2026. Aggregate growth through the end of January is 4.0 percent, slightly above the Appropriations Act's certified year-end target of 3.3 percent growth. Accordingly, the revised overall FY 2026 revenue forecast of \$57.5 billion is \$181.3 million above the certified target. While some revenues, such as the Gross Income Tax, are exceeding expectations, and other revenues such as the Corporation Business Tax are falling short, the overall outlook remains positive.

Consensus expectations point to stable but slow economic growth in 2026 and 2027. Key economic indicators, including GDP, personal income, price inflation, employment, and retail sales, are projected to maintain moderate levels, while the FOMC is expected to cautiously reduce interest rates over the coming year. Consistent with this outlook, the FY 2027 revenue forecast anticipates low underlying growth, with total revenues projected at \$59.1 billion, an increase of \$1.6 billion, or 2.7 percent, over FY 2026. Anticipated declines in non-tax revenue sources, such as investment earnings and one-time resources like the transfer from the Debt Defeasance and Prevention Fund, are offset by certain proposed revenue enhancements.

As part of Governor Sherrill's efforts to improve government operations without creating new burdens, the State will look to enhance revenues without enacting new taxes on everyday New Jerseyans. One key strategy will be to find innovative ways of identifying tax evaders through new technology and training. The detailed revenue forecasts are discussed in the following pages.

Gross Income Tax

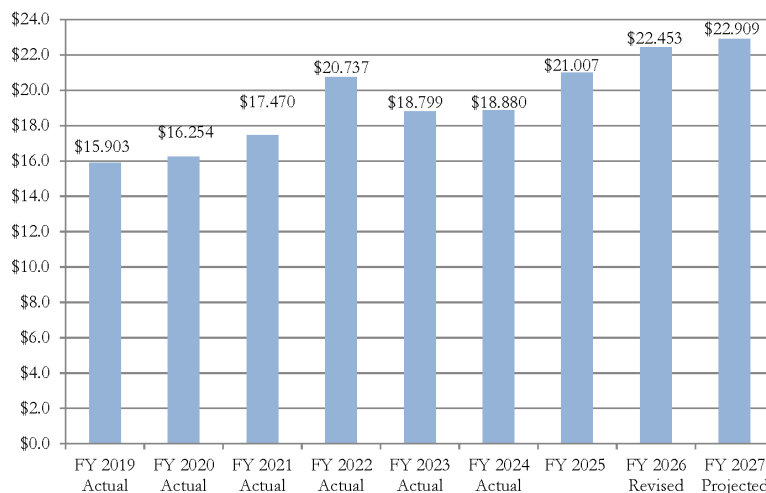
The Gross Income Tax (GIT) is the State’s largest revenue, accounting for roughly 39 percent of the total revenue forecast. Through January, net GIT collections are up \$1.0 billion, or 10.0 percent. Employer withholding—the largest component of the GIT—continues to be a source of consistent strength, rising 6.1 percent so far this fiscal year and posting growth of at least five percent in seven of the past eight fiscal years. Estimated payments are also up 21.8 percent, reflecting continued strength in capital markets during 2025, which have recorded three consecutive years of above-average gains. Refund activity has moderated as well, with refunds essentially flat through January.

Given the strong performance of estimated payments and capital markets, final payments this spring are now expected to at least match last year’s high level, compared with an initial expectation of a slight decline. The revised FY 2026 forecast of \$22.5 billion represents an increase of \$974.2 million over the amount certified in the Appropriations Act.

The FY 2027 forecast of \$22.9 billion is up \$456.7 million, or 2.0 percent, above FY 2026. The forecast assumes continued growth in employer withholding, though slightly below recent trends. Estimated and final payments are expected to moderate after three consecutive years of strong capital market performance. Refunds are expected to grow modestly, consistent with typical patterns absent significant tax policy changes.

As part of this budget, the Administration is proposing to amend the Alternative Business Calculation Adjustment by reducing the deduction for taxpayers with gross income between \$500,000 and \$1 million to 25 percent, and eliminating the deduction for those with gross income above \$1 million. This change is intended to better align the deduction with its original purpose—providing a benefit to small businesses and leveling the playing field with larger businesses. The adjustment is expected to affect approximately 10,000 taxpayers, representing less than one percent of all GIT filers.

Gross Income Tax
(in billions)



Revenue Outlook

Sales Tax

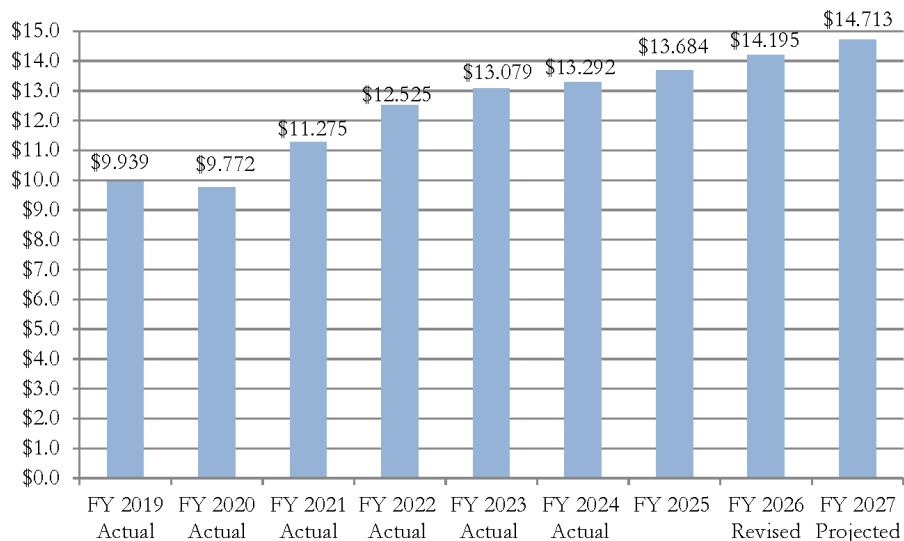
The Sales and Use Tax (SUT) is the State’s second-largest budgeted revenue source. FY 2026 receipts are up 3.0 percent year-to-date through January, consistent with expectations. Since the fall of 2024, SUT revenue growth has trailed regional core consumer price inflation in most months. Consumers continue to spend, although they may be doing so with reduced discretionary income as nontaxable goods and services—such as groceries—consume a larger share of household budgets due to elevated price inflation. The revised FY 2026 forecast of approximately \$14.2 billion remains unchanged from the certified Appropriations Act amount and reflects growth of 3.7 percent over FY 2025.

FY 2026 collections continue to benefit from the full phase-in of the SUT on zero-emission vehicle sales, although revenues are likely to be weaker than originally projected due to federal tax policy changes under H.R.1. The federal law significantly reduced electric-vehicle subsidies, thereby lowering affordability and dampening sales. Conversely, H.R.1 is expected to generate substantially higher federal income-tax refunds for many taxpayers, which is anticipated to gradually bolster consumer spending in the latter half of the fiscal year.

The FY 2027 SUT forecast of approximately \$14.7 billion represents a 3.6 percent increase over FY 2026. Consumer spending is expected to remain resilient and at least keep pace with regional price inflation. Various pressures and tailwinds are likely to offset one another, and the State is expected to benefit in the early part of the fiscal year from the economic stimulus associated with hosting FIFA World Cup matches, as well as tourism-driven momentum that may continue throughout the summer.

Sales Tax

(in billions)



Sales Tax excludes the tax on energy.

Corporation Business Tax

The Corporation Business Tax (CBT) forecast has experienced substantial change since the adoption of the FY 2026 Appropriations Act eight months ago. For many CBT taxpayers, H.R.1 significantly reshaped the corporate tax landscape. Because these federal modifications were enacted after the State finalized the FY 2026 Appropriations Act, the certified CBT projections were based on a tax environment that has since changed.

H.R.1 alters the calculation of federal corporate taxable income, and these changes flow through to states that use federal taxable income as their starting point. As a rolling-conformity state, New Jersey automatically adopted several provisions—such as immediate R&D expensing and expanded interest deductions—that reduce corporate tax liabilities.

The revised FY 2026 CBT revenue forecast, excluding the Corporate Transit Fee (CTF), is \$3.3 billion, a decrease of \$883.7 million from the FY 2026 Appropriations Act forecast. This forecast reflects a recalibration of CBT expectations due to H.R.1, alongside an expectation for persistently high refund activity to continue this fiscal year.

Year-to-date collections through the end of January are down 36.7 percent due to weaker payments and increased refund activity. CBT estimated payments fell sharply in September—down 32.1 percent, marking the first major CBT payment deadline following the enactment of H.R.1. Estimated payments declined again in December, though less severely, by 12.2 percent. The effects of H.R.1 on the payment side are expected to be most pronounced in the near term, with payments expected to rebound in FY 2027.

Refund issuances, which declined by nearly \$500 million from FY 2024 to FY 2025, are up \$344.7 million year-to-date through January compared to FY 2025—a 50.4 percent increase. Elevated refund levels are driven by multiple factors, including overpayments from current and prior tax years, claims for various corporate tax credits spanning multiple tax years, and tax court settlements. Refunds are expected to remain elevated for the remainder of FY 2026 due to these ongoing factors.

The CTF is forecast to generate \$654.3 million in FY 2026. However, the actual accounting of CTF payments may not be fully known until after Tax Year 2025 returns are filed, which may not be completed until spring 2027.

FY 2027 CBT revenues are projected to reach \$4.1 billion, an increase of \$816.1 million or 25.0 percent over FY 2026. This growth is primarily attributed to a modest decline in refunds and a rebound in payments as the immediate impacts of H.R.1 on Tax Years 2025 and 2026 begin to moderate. Corporate profits are expected to remain steady throughout FY 2027. Meanwhile, the CTF is projected to generate \$814.4 million in FY 2027, an increase of \$160.1 million, largely due to the diminishing effects of H.R.1 and expected growth in corporate profits.

The FY 2027 forecasts for the CBT and CTF also include an estimated \$485.0 million in additional revenue generated from a temporary cap on the amount of Prior Net Operating Losses (PNOLs) and Net Operating Losses (NOLs) that may be deducted in a given privilege period. Under the proposal, taxpayers would be permitted to deduct no more than \$1 million in PNOLs and NOLs annually.

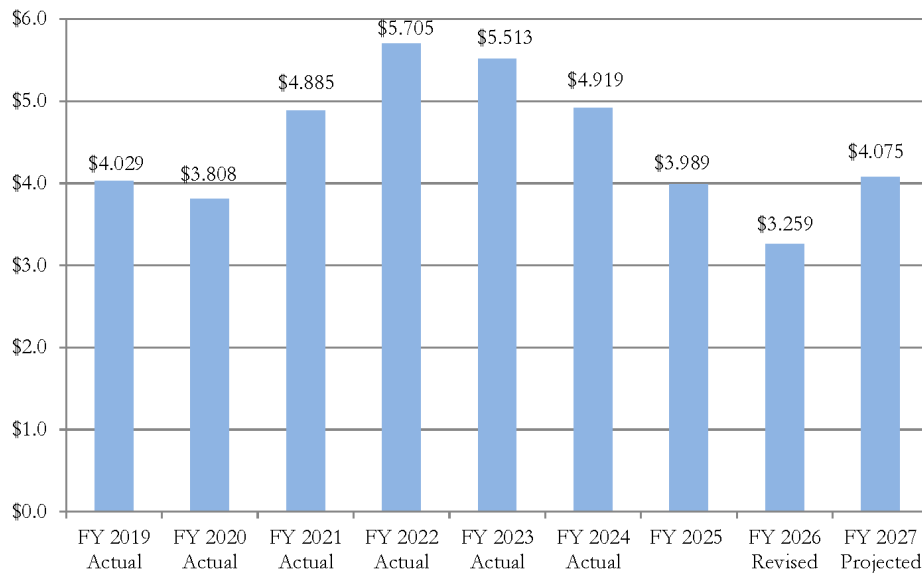
Revenue Outlook

With the enactment of P.L.2023, c.96, effective for privilege periods beginning on and after July 31, 2023, members of a combined group were permitted to pool and apply their PNOLs and NOLs against the combined group’s allocated entire net income. As a result, the total NOL deduction increased from roughly \$7.0 billion in prior years to over \$11.0 billion for the 2023 privilege period. Although the various provisions in P.L.2023, c.96 were intended to be revenue neutral over time, the impact of the PNOL and NOL changes materialized quickly, reducing revenues by nearly \$500 million in the first year. The number of taxpayers claiming NOL deductions greater than \$100 million also doubled.

As proposed, the temporary cap would delay, but not eliminate, a taxpayer’s ability to utilize excess PNOLs and NOLs to reduce allocated entire net income; thereby smoothing the fiscal impact of these changes on State finances. While the proposal is expected to generate approximately \$485.0 million in FY 2027, it is anticipated to affect about 600 taxpayers, representing less than one percent of all CBT filers in New Jersey. This proposal also comes in the context of significant federal corporate income tax reform, which New Jersey incorporates as rolling-conformity state, and from which businesses are expected to benefit substantially.

Corporation Business Tax

(in billions)



Corporation Business Tax excludes the tax on energy as well as the Corporate Transit Fee.

Other Major and Miscellaneous Tax Revenues

In addition to the three largest revenues discussed above, the FY 2027 Budget includes forecasts for numerous other revenues. In the aggregate, most are performing close to the targets certified in the Appropriations Act last June and are expected to grow modestly in FY 2027. Among the most notable are the following:

Pass-Through Business Alternative Income Tax (PTBAIT). Through the end of January, PTBAIT collections are up 13.9 percent, reflecting strong performance in the financial services sector during 2025 and a reported increase in mergers and acquisitions. Accordingly, PTBAIT revenues are revised upward to \$4.821 billion, an increase of \$356.3 million over the amount certified in the Appropriations Act.

PTBAIT revenue is projected to decline slightly in FY 2027 to \$4.781 billion, a decrease of \$40.7 million from FY 2026. The underlying outlook for the tax remains positive; however, recent strength has been bolstered by robust capital markets and favorable economic conditions that supported mergers and acquisitions. In some cases, these transactions generated significant non-recurring payments, which have been factored out of the tax base.

The FY 2027 forecast also assumes minimal impact from federal tax policy changes under the federal H.R.1, primarily due to the expansion of the State and Local Tax Deduction. The continuing popularity of PTBAIT will maintain participation by New Jersey taxpayers, limiting any shift back to the Gross Income Tax.

Realty Transfer Fee. FY 2026 revenues are revised upward to \$566.2 million, an increase of \$32.3 million above the Appropriations Act forecast. Realty Transfer Fee collections are up 13.4 percent through January and have grown consistently since the summer of 2024, demonstrating a steady improvement in spite of elevated mortgage interest rates. FY 2027 Realty Transfer Fee revenue collections are projected to rise to \$577.6 million, a moderate increase of 2.0 percent.

Graduated Percentage Fee (GPF). Formerly known as the Assessment on Real Property Greater than \$1.0 million, the GPF was substantially amended under P.L.2025, c.69, to provide for a graduated rate structure on high-value property sales. The FY 2026 forecast of \$524.4 million is \$30.1 million lower than the Appropriations Act forecast, as rising gross collections have been partially offset by elevated refunds permitted under the new statute. The GPF is expected to grow to \$592.0 million in FY 2027, an increase of \$67.6 million as refunds return to lower historical levels and collections grow modestly.

Casino Revenue Fund. Collections growth is strong in FY 2026, up 45.4 percent year-to-date through January, supported by increased internet gaming and sports wagering tax rates under P.L.2025, c.66. The revised FY 2026 forecast of \$937.2 million is \$50.5 million above the certified level. Continued growth in the gaming market will boost collections to an estimated \$1.0 billion in FY 2027, an increase of \$65.9 million above FY 2026.

Revenue Outlook

Cigarette Tax. The Cigarette Tax no longer appears as an on-budget revenue, as the full amount of annual collections is now allocated as the off-budget dedication to the Health Care Subsidy Fund (HCSF). Smoking in general has faced a long-term decline, accelerated when consumers also shifted towards other nicotine products such as vaping. Total off-budget revenues are estimated to be about \$385.4 million for FY 2026 and \$350.6 million in FY 2027. The Cigarette Tax collections decline was slightly mitigated under P.L.2025, c.68, with an increased tax rate from \$2.70 per pack to \$3.00 per pack, but all collections are deposited into the HCSF.

Other Revenues. To reduce private employers' reliance on public benefits, the FY 2027 budget proposes Employer Healthcare Assistance Contributions, a charge on employers with 50 or more employees on NJ FamilyCare. The average State cost for covering this population is estimated at \$1,700 per person, and these payments are expected to generate \$145 million.

As part of the Governor's commitment to online safety and privacy protection, the budget also proposes a licensing system for commercial data brokers in New Jersey. Fees are projected to generate \$2.5 million.

FY 2027 Budget by Department

(in thousands)

Department	FY 2026	FY 2027	Change	
	Adjusted Approp.		Budget	\$
Chief Executive	\$ 14,745	\$ 14,745	-	-
Agriculture	235,136	131,093	(104,043)	(44.2)
Banking and Insurance	67,251	79,417	12,166	18.1
Children and Families	1,520,717	1,491,937	(28,780)	(1.9)
Community Affairs	1,284,832	1,115,302	(169,530)	(13.2)
Corrections	1,331,538	1,323,825	(7,713)	(0.6)
Education	16,529,626	16,692,507	162,881	1.0
Environmental Protection	651,799	501,257	(150,542)	(23.1)
Health	1,534,640	1,422,430	(112,210)	(7.3)
Human Services	10,449,757	11,419,953	970,196	9.3
Labor and Workforce Development	220,507	212,332	(8,175)	(3.7)
Law and Public Safety	1,040,023	1,005,857	(34,166)	(3.3)
Military Affairs	11,311	12,946	1,635	14.5
State	2,141,069	1,941,955	(199,114)	(9.3)
Transportation	2,802,942	2,851,061	48,119	1.7
Treasury	5,150,076	5,315,247	165,171	3.2
Veterans Affairs	130,246	140,906	10,660	8.2
Miscellaneous Commissions	994	994	-	-
Total Executive Branch	\$ 45,117,209	\$ 45,673,764	556,555	1.2
Interdepartmental	7,576,615	7,935,993	359,378	4.7
Local Pensions and Health Benefits - Education and Treasury	5,436,943	5,508,225	71,282	1.3
General Obligation Debt Service - Environmental Protection and Treasury	529,134	529,190	56	-
Legislature	127,245	120,255	(6,990)	(5.5)
Judiciary	961,641	961,141	(500)	(0.1)
Total Appropriations *	\$ 59,748,787	\$ 60,728,568	979,781	1.6

*FY 2026 and FY 2027 exclude approximately \$1.1 billion in pension contributions funded from the Lottery Enterprise Contribution Act.

Direct State Services by Department

(in thousands)

Department	FY 2026		FY 2027 Budget	Change	
	Adjusted Approp.			\$	%
Chief Executive	\$ 14,745	\$ 14,745	-	-	
Agriculture	19,227	14,412	(4,815)	(25.0)	
Banking and Insurance	67,251	79,417	12,166	18.1	
Children and Families	503,636	513,946	10,310	2.0	
Community Affairs	76,354	74,254	(2,100)	(2.8)	
Corrections	1,219,132	1,214,419	(4,713)	(0.4)	
Education	124,229	117,014	(7,215)	(5.8)	
Environmental Protection	330,560	316,302	(14,258)	(4.3)	
Health	551,123	576,139	25,016	4.5	
Human Services	375,642	393,353	17,711	4.7	
Labor and Workforce Development	138,512	133,012	(5,500)	(4.0)	
Law and Public Safety	948,963	949,907	944	0.1	
Military Affairs	11,311	12,946	1,635	14.5	
State	73,447	68,651	(4,796)	(6.5)	
Transportation	348,244	141,959	(206,285)	(59.2)	
Treasury	685,345	683,722	(1,623)	(0.2)	
Veterans Affairs	125,101	137,011	11,910	9.5	
Miscellaneous Commissions	994	994	-	-	
Total Executive Branch	\$ 5,613,816	\$ 5,442,203	(171,613)	(3.1)	
Interdepartmental*	5,662,291	6,003,723	341,432	6.0	
Legislature	127,245	120,255	(6,990)	(5.5)	
Judiciary	961,641	961,141	(500)	(0.1)	
Total Direct State Services	\$ 12,364,993	\$ 12,527,322	162,329	1.3	

*FY 2026 and FY 2027 exclude \$123.402 million and \$123.576 million, respectively, in pension contributions funded from the Lottery Enterprise Contribution Act. Excluding that component, the total pension contributions for State Employees represent 39.9% of the FY 2027 Interdepartmental Direct State Services budget.

School Aid

(in millions)

	FY 2026	FY 2027	Change	
	Adjusted		Budget	\$
	Approp.			
Aid to Schools				
Formula Aid	\$ 12,055.4	\$ 12,427.5	372.1	3.1
Preschool Education Aid	1,266.5	1,384.6	118.1	9.3
Extraordinary Special Education Aid	420.0	420.0	-	-
School Building Aid	12.6	10.2	(2.4)	(19.0)
Debt Service Aid	163.4	193.5	30.1	18.4
Other Aid	303.3	180.9	(122.4)	(40.4)
Total Aid to Schools	\$ 14,221.2	\$ 14,616.7	395.5	2.8
Direct State Payments for Education				
Teachers' Pension and Annuity Fund	\$ 3,457.7	\$ 3,365.2	(92.5)	(2.7)
Post Retirement Medical	1,611.5	1,763.9	152.4	9.5
Debt Service on Pension Obligation Bonds	268.8	268.8	-	-
Teachers' Social Security	968.2	999.1	30.9	3.2
Total Direct State Payments for Education	\$ 6,306.2	\$ 6,397.0	90.8	1.4
School Construction Debt Service	\$ 862.4	\$ 589.3	(273.1)	(31.7)
Total School Aid (included in GBM)	\$ 21,389.8	\$ 21,603.0	213.2	1.0
Additional Support from the Lottery Enterprise Contribution Act (Teachers' Pension Payments)	\$ 882.4	\$ 891.8	9.4	1.1
Grand Total School Aid	\$ 22,272.2	\$ 22,494.8	222.6	1.0

Higher Education

(in thousands)

	FY 2026	FY 2027	Change	
	Adj. Approp.	Budget	\$	%
College and Universities				
Senior Public Institutions				
Operating Support and Other Programs ^(a)	892,367	755,971	(136,396)	(15.3)
Outcomes-Based Allocation	220,503	220,503	-	0.0
Fringe Benefits	958,188	1,044,057	85,869	9.0
Fringe Support	67,500	60,000	(7,500)	(11.1)
Independent Colleges and Universities	9,600	4,600	(5,000)	(52.1)
Community Colleges				
Operating Support ^(b)	169,123	169,123	-	0.0
Fringe Benefits	64,674	70,526	5,852	9.0
Total Colleges and Universities	\$ 2,381,955	\$ 2,324,780	(57,175)	(2.4)
Student Financial Assistance				
Tuition Aid Grants	505,043	516,742	11,699	2.3
Summer Tuition Aid Grants	21,000	-	(21,000)	(100.0)
Garden State Guarantee	84,412	84,412	-	0.0
EOF Grants and Scholarships	54,838	54,838	-	0.0
Community College Opportunity Grant (CCOG)	32,540	24,540	(8,000)	(24.6)
Teachers' Scholarships, Stipends, & Loan Redemption ^{(c)(d)}	4,325	500	(3,825)	(88.4)
Part-Time Tuition Aid Grants for County Colleges	8,737	12,662	3,925	44.9
NJSTARS I & II	6,000	6,000	-	0.0
Student Success Incentive Funding	2,500	2,500	-	0.0
Loan Redemption Programs	9,750	5,950	(3,800)	(39.0)
Other Student Aid Programs	2,800	2,167	(633)	(22.6)
Total Student Financial Assistance	\$ 731,945	\$ 710,311	(21,634)	(3.0)
Facilities and Capital	\$ 152,876	\$ 133,533	(19,343)	(12.7)
Other Programs	\$ 31,739	\$ 17,173	(14,566)	(45.9)
Lottery Enterprise Contribution Act^(e)	\$ 129,421	\$ 131,802	2,381	1.8
Total Higher Education	\$ 3,427,936	\$ 3,317,599	(110,337)	(3.2)

Notes:

(a) Includes \$1.8 million from the Cannabis Regulatory, Enforcement Assistance, and Marketplace Modernization Fund for the Scholarship and Transformative Education in Prison Program.

(b) FY 2026 and FY 2027 include \$33.8 million from the Supplemental Workforce Fund for Basic Skills.

(c) Includes \$3m in FY 2026 and a minimum of \$850k in FY 2027 for the Health Care Professional Loan Redemption Program (formerly the Primary Care Practitioner Loan Redemption Program), which is part of the Reproductive Health Access Fund within the Department of Health.

(d) Includes \$1m in FY 2026 and FY 2027 for Pay It Forward, which is funded from the Workforce Development Partnership Fund in the Department of Labor and Workforce Development.

(e) Supports fringe benefits of State-supported employees at Senior Public Institutions and Community Colleges.

**SUMMARY OF APPROPRIATIONS:
MAJOR INCREASES AND DECREASES
(millions of dollars)**

This table summarizes the major increases and decreases in the fiscal year 2027 budget and is organized by category.

Categories of recommended appropriations are defined as follows:

State Operations consists of programs and services operated directly by the State government. The largest single component is for the salary and benefits of State employees. This portion of the budget is subject to the spending limitations imposed by the Cap Law.

Grants-in-Aid appropriations are for programs and services provided to the public on behalf of the State by a third party provider, or grants made directly to individuals based on assorted program eligibility criteria. The NJ FamilyCare program, Tuition Aid Grant Program, Affordable New Jersey Communities for Homeowners and Renters (ANCHOR), and funding for New Jersey Transit and State colleges and universities fall into this category.

State Aid consists of payments to or on behalf of counties, municipalities, and school districts to assist them in carrying out their local responsibilities. This category of expenditure includes school aid and municipal aid. It also includes funding for county colleges, local public assistance, and county psychiatric hospital costs.

Capital Construction represents pay-as-you-go allocations and debt service for construction and other infrastructure items.

Debt Service payments represent the interest and principal on capital projects funded through the sale of general obligation bonds.

**APPROPRIATIONS:
MAJOR INCREASES AND DECREASES
(millions of dollars)**

	<u>Increases</u>	<u>Decreases</u>	<u>Net Change</u>
State Operations			
Central Salary Program	\$ 220.900		
State Active and Retiree Employee Health Benefits	133.852		
Pensions	101.327		
State Psychiatric Hospitals - Operations	22.900		
Central Rent	22.357		
Critical Replacement Vehicles	20.000		
New Jersey Innovation Authority	13.311		
Universal Newborn Home Nurse Visitation Program	12.810		
Banking and Insurance - Operations	12.166		
Employer Taxes	11.067		
Veterans Affairs - Veterans' Homes Operations	10.500		
Incarcerated Persons' Healthcare	9.550		
H.R.1 Impact - Supplemental Nutrition Assistance Program - Administrative Cost Share Increase	9.282		
State Police - 169th Recruit Class	6.000		
H.R.1 Impact - NJ FamilyCare	6.000		
Environmental Protection - Permitting Operations	4.288		
Minority and/or Women Business Enterprise	0.500		

**APPROPRIATIONS:
MAJOR INCREASES AND DECREASES
(millions of dollars)**

	<u>Increases</u>	<u>Decreases</u>	<u>Net Change</u>
School District Accountability Monitors	0.400		
Office of Youth Online Mental Health Safety and Awareness	0.125		
<i>Subtotal - State Operations Increases</i>	\$ 617.335		
Winter Operations	\$	(200.000)	
Arbitrage Rebate		(155.585)	
Remove One-Time Appropriations		(26.901)	
Telephone Assessment - 9-1-1 Costs Shifted to Dedicated Revenue		(20.362)	
Debt Service		(17.816)	
Horse Racing Purse Subsidies		(15.000)	
Other (Net)		(27.542)	
<i>Subtotal - State Operations Decreases</i>		\$ (463.206)	
<i>Net Change (State Operations)</i>			\$ 154.129
Grants-In-Aid			
NJ FamilyCare Health Care Trend	\$ 647.168		
Stay NJ Property Tax Credit Program (P.L.2023, c.75 and P.L.2024, c.88)	362.088		
NJ TRANSIT Support	215.279		
Developmental Disabilities Trend	144.910		
NJ FamilyCare Health Care - Replace One-Time Resources	96.400		
State Active and Retiree Employee Health Benefits	46.920		
Down Payment Assistance Fund - Shift from Non-State Resources and Growth	45.000		
Senior and Disabled Citizens' Property Tax Freeze Trend	37.568		
School-based Partnerships for Access and Resilience for Kids (SPARK) Grants ...	33.000		
H.R.1 Impact - NJ FamilyCare	26.391		
Homelessness Response	25.000		
New Jersey Sports and Exposition Authority - Keegan Landfill Capping & Ventilation	20.000		
Child Care Assistance Program	18.000		
Costs Due To Minimum Wage and Wage Inflation Increase	16.215		
Pensions	16.175		
Tuition Aid Grants Trend	11.699		
NJ FamilyCare Health Care - Lost Federal Match under Cover All Kids	11.000		
Bringing Veterans Home	11.000		
High-Impact Tutoring Program	7.500		
H.R.1 Impact - Supplemental Nutrition Assistance Program - Administrative	0.615		
Cost Share Increase			
Social Media Research Center	0.500		
<i>Subtotal - Grants-In-Aid Increases</i>	\$ 1,792.428		

**APPROPRIATIONS:
MAJOR INCREASES AND DECREASES
(millions of dollars)**

	<u>Increases</u>	<u>Decreases</u>	<u>Net Change</u>
Remove One-Time Appropriations	\$	(362.481)	
Affordable New Jersey Communities for Homeowners and Renters (ANCHOR) Trend		(135.758)	
International Events, Improvements and Attraction		(50.000)	
Pharmaceutical Assistance for the Aged and Disabled Trend		(32.569)	
University Hospital - Clinical Service Agreement		(27.255)	
Events Attraction and Marketing, EDA (P.L.2025, c.404)		(26.000)	
Gubernatorial Elections Fund		(25.480)	
New Jersey's AI Supercomputer Initiative - Support and Advancement (P.L.2025, c.404).....		(25.000)	
Kean University - New Jersey City University Merger Act (P.L.2025, c.218)		(25.000)	
Summer Tuition Aid Grants		(21.000)	
New Jersey Healthy Homes		(19.000)	
Debt Service		(13.691)	
Division of Child Protection and Permanency Trend		(11.405)	
Preserve New Jersey		(10.816)	
Other (Net)		(152.385)	
<i>Subtotal - Grants-In-Aid Decreases</i>		<u>\$ (937.840)</u>	
<i>Net Change (Grants-In-Aid)</i>			<u>\$ 854.588</u>
State Aid			
School Aid Increase	\$	372.128	
Post Retirement Medical		159.698	
Preschool Education Aid		118.030	
Transitional Aid to Localities - Shift from Non-State Funds and Growth		101.112	
H.R.1 Impact - Supplemental Nutrition Assistance Program - Administrative Cost Share Increase		61.000	
Employer Taxes		30.965	
Transportation Assistance for Senior Citizens and Disabled Residents		10.833	
Shared Services and School District Consolidation Study and Implementation		1.000	
<i>Subtotal - State Aid Increases</i>		<u>\$ 854.766</u>	

**APPROPRIATIONS:
MAJOR INCREASES AND DECREASES
(millions of dollars)**

	<u>Increases</u>	<u>Decreases</u>	<u>Net Change</u>
Remove One-Time Appropriations	\$	(240.713)	
Debt Service		(240.194)	
Pensions		(93.543)	
Local Transportation Projects Fund		(27.000)	
County of Camden - Southern New Jersey Regional Rehabilitation and Reentry Center (P.L.2023, c.346) (P.L.2025, c.404)		(13.000)	
Charter School Aid Trend		(12.203)	
Bergen County Improvement Authority (P.L.2025, c.404)		(12.000)	
Other (Net)		(114.026)	
<i>Subtotal - State Aid Decreases</i>		<i>\$ (752.679)</i>	
<i>Net Change (State Aid)</i>			<i>\$ 102.087</i>
Capital Construction			
Transportation Trust Fund - Debt Service	\$ 77.639		
Drinking Water and Clean Water Infrastructure	5.000		
<i>Subtotal - Capital Construction Increases</i>	<i>\$ 82.639</i>		
Preserve New Jersey	\$	(211.586)	
Other (Net)		(2.132)	
<i>Subtotal - Capital Construction Decreases</i>		<i>\$ (213.718)</i>	
<i>Net Change (Capital Construction)</i>			<i>\$ (131.079)</i>
Debt Service			
Debt Service	\$ 0.056		
<i>Subtotal - Debt Service Increases</i>	<i>\$ 0.056</i>		
<i>Net Change (Debt Service)</i>			<i>\$ 0.056</i>
GRAND TOTAL	<i>\$ 3,347.224</i>	<i>\$ (2,367.443)</i>	<i>\$ 979.781</i>

TABLE I
SUMMARY OF FISCAL YEAR 2026-27 APPROPRIATION RECOMMENDATIONS
(thousands of dollars)

*Table I is a summary of appropriations of all State fund sources.
It highlights the percent change in appropriations between fiscal years.*

	2026 Adjusted Approp.	2027 Recommended	Change	
			Dollar	Percent
GENERAL FUND AND PROPERTY TAX RELIEF FUND				
State Aid and Grants	43,789,255	44,749,998	960,743	2.2 %
State Operations				
Executive Branch	5,532,924	5,359,915	(173,009)	(3.1)
Legislature	127,245	120,255	(6,990)	(5.5)
The Judiciary	961,641	961,141	(500)	(0.1)
Interdepartmental	5,662,291	6,003,723	341,432	6.0
Total State Operations	12,284,101	12,445,034	160,933	1.3 %
Capital Construction	2,050,978	1,919,899	(131,079)	(6.4)
Debt Service	529,134	529,190	56	0.0
TOTAL GENERAL FUND AND PROPERTY TAX RELIEF FUND	58,653,468	59,644,121	990,653	1.7 %
CASINO CONTROL FUND	79,929	81,325	1,396	1.7
CASINO REVENUE FUND	989,910	1,003,122	13,212	1.3
GUBERNATORIAL ELECTIONS FUND	25,480	---	(25,480)	(100.0)
GRAND TOTAL STATE APPROPRIATIONS	59,748,787	60,728,568	979,781	1.6 %

TABLE II
SUMMARY OF FISCAL YEAR 2026-27 APPROPRIATION RECOMMENDATIONS
(thousands of dollars)

Table II shows comprehensive prior year financial data, current year appropriations, and budget year recommendations by fund and major spending category.

Year Ending June 30, 2025						Year Ending June 30, 2027		
Orig. & (S)Supple- mental	Reapp. & (R)Recpts.	Transfers & (E)Emer- gencies	Total Available	Expended		2026 Adjusted Approp.	Requested	Recom- mended
11,530,824	1,313,932	-23,549	12,821,207	11,610,049	General Fund			
15,631,431	979,462	-12,989	16,597,904	15,052,111	Direct State Services	12,284,101	12,445,034	12,445,034
5,036,259	185,612	116,570	5,338,441	5,050,793	Grants-in-Aid	15,999,561	16,966,516	16,592,849
2,069,244	1,100,099	-115,949	3,053,394	1,601,942	State Aid	5,539,630	4,228,415	4,228,415
574,227	---	---	574,227	574,182	Capital Construction	1,850,978	1,719,899	1,719,899
					Debt Service	529,134	529,190	529,190
34,841,985	3,579,105	-35,917	38,385,173	33,889,077	Total General Fund	36,203,404	35,889,054	35,515,387
22,310,603	190,414	-58,922	22,442,095	21,978,768	Property Tax Relief Fund	22,450,064	24,193,834	24,128,734
77,430	2,976	---	80,406	71,451	Casino Control Fund	79,929	81,325	81,325
571,242	56	---	571,298	570,986	Casino Revenue Fund	989,910	1,003,122	1,003,122
38,902	---	-480	38,422	38,288	Gubernatorial Elections Fund	25,480	---	---
57,840,162	3,772,551	-95,319	61,517,394	56,548,570	GRAND TOTAL STATE APPROPRIATIONS	59,748,787	61,167,335	60,728,568

TABLE III
SUMMARY OF APPROPRIATIONS BY ORGANIZATION
(thousands of dollars)

Table III shows comprehensive prior year financial data, current year appropriations, and budget year recommendations by major spending category, governmental branch, and department.

Year Ending June 30, 2025					Year Ending June 30, 2027			
Orig. & Supplemental	Reapp. & Recpts.	Transfers & (E) Emergencies	Total Available	Expended		2026 Adjusted Approp.	Requested	Recommended
DIRECT STATE SERVICES								
Legislative Branch								
18,690	16,935	---	35,625	15,546	Senate	18,690	18,690	18,690
25,208	13,586	---	38,794	25,078	General Assembly	25,208	25,208	25,208
57,410	24,149	---	81,559	51,071	Legislative Support Services	55,434	55,272	55,272
26,038	7,693	---	33,731	20,795	Legislative Commissions	27,913	21,085	21,085
127,346	62,363	---	189,709	112,490	Total Legislative Branch	127,245	120,255	120,255
Executive Branch								
14,745	11,139	---	25,884	11,486	Chief Executive	14,745	14,745	14,745
13,223	9,249	13,452	35,924	22,381	Department of Agriculture	19,227	14,412	14,412
75,263	926	---	76,189	75,215	Department of Banking and Insurance	67,251	79,417	79,417
450,243	8,067	3,599	461,909	454,853	Department of Children and Families	503,636	513,946	513,946
75,534	66,693	-13,608	128,619	96,819	Department of Community Affairs	76,354	74,254	74,254
1,051,160	26,183	55,799	1,133,142	1,059,061	Department of Corrections	1,219,132	1,214,419	1,214,419
148,393	6,198	-1,630	152,961	143,381	Department of Education	124,229	117,014	117,014
327,740	165,301	14,052	507,093	378,040	Department of Environmental Protection	330,560	316,302	316,302
481,207	52,388	29,856	563,451	525,579	Department of Health	551,123	576,139	576,139
361,948	33,935	49,518	445,401	388,909	Department of Human Services	375,642	393,353	393,353
361,077	33,879	49,518	444,474	388,238	(From General Fund)	374,771	392,482	392,482
871	56	---	927	671	(From Casino Revenue Fund)	871	871	871
124,922	91,149	1,732	217,803	200,963	Department of Labor and Workforce Development	138,512	133,012	133,012
894,893	270,102	35,926	1,200,921	1,054,304	Department of Law and Public Safety	948,963	949,907	949,907
826,116	268,139	35,926	1,130,181	990,478	(From General Fund)	878,010	877,803	877,803
68,685	1,963	---	70,648	63,734	(From Casino Control Fund)	70,861	72,012	72,012
92	---	---	92	92	(From Casino Revenue Fund)	92	92	92
9,389	12,641	477	22,507	9,359	Department of Military Affairs	11,311	12,946	12,946
79,831	27,928	658	108,417	80,054	Department of State	73,447	68,651	68,651
234,510	12,254	5,150	251,914	230,528	Department of Transportation	348,244	141,959	141,959
694,032	168,228	-30,010	832,250	683,477	Department of the Treasury	685,345	683,722	683,722
685,287	167,215	-30,010	822,492	675,760	(From General Fund)	676,277	674,409	674,409
8,745	1,013	---	9,758	7,717	(From Casino Control Fund)	9,068	9,313	9,313
108,663	21,542	4,295	134,500	115,286	Department of Veterans Affairs	125,101	137,011	137,011
989	2	---	991	990	Miscellaneous Commissions	994	994	994
5,146,685	983,925	169,266	6,299,876	5,530,685	Total Executive Branch	5,613,816	5,442,203	5,442,203
5,068,292	980,893	169,266	6,218,451	5,458,471	(From General Fund)	5,532,924	5,359,915	5,359,915
77,430	2,976	---	80,406	71,451	(From Casino Control Fund)	79,929	81,325	81,325
963	56	---	1,019	763	(From Casino Revenue Fund)	963	963	963

Appendix

Year Ending June 30, 2025					Year Ending June 30, 2027			
Orig. & (S) Supplemental	Reapp. & (R) Recpts.	Transfers & (E) Emergencies	Total Available	Expended	2026 Adjusted Approp.	Requested	Recommended	
<u>DIRECT STATE SERVICES</u>								
Interdepartmental Accounts								
212,308	754	10,940	224,002	210,915	Property Rentals	196,170	214,996	214,996
236,655	4,864	---	241,519	227,192	Insurance and Other Services	285,926	282,704	282,704
4,699,172	---	2,681	4,701,853	4,701,613	Employee Benefits	4,917,769	5,168,270	5,168,270
26,025	12,065	-15,880	22,210	9,552	Other Interdepartmental Accounts	165,110	25,525	25,525
196,827	118,248	-106,382	208,693	8,752	Salary Increases and Other Benefits	11,000	231,900	231,900
68,712	162	-14,500	54,374	49,064	Utilities and Other Services	86,316	80,328	80,328
5,439,699	136,093	-123,141	5,452,651	5,207,088	Total Interdepartmental Accounts	5,662,291	6,003,723	6,003,723
Judicial Branch								
895,487	134,583	-69,674	960,396	832,000	The Judiciary	961,641	961,141	961,141
895,487	134,583	-69,674	960,396	832,000	Total Judicial Branch	961,641	961,141	961,141
11,609,217	1,316,964	-23,549	12,902,632	11,682,263	Total Direct State Services	12,364,993	12,527,322	12,527,322
11,530,824	1,313,932	-23,549	12,821,207	11,610,049	<i>(From General Fund)</i>	12,284,101	12,445,034	12,445,034
77,430	2,976	---	80,406	71,451	<i>(From Casino Control Fund)</i>	79,929	81,325	81,325
963	56	---	1,019	763	<i>(From Casino Revenue Fund)</i>	963	963	963
<u>GRANTS-IN-AID</u>								
Executive Branch								
94,318	2,770	284	97,372	93,986	Department of Agriculture	100,543	85,818	85,818
1,079,373	785	16,211	1,096,369	1,051,802	Department of Children and Families	1,017,081	977,991	977,991
179,283	27,401	6,662	213,346	175,711	Department of Community Affairs	176,266	130,090	130,090
100,680	37	---	100,717	96,646	Department of Corrections	88,356	93,356	93,356
77,256	3,890	1,000	82,146	73,841	Department of Education	84,738	101,525	101,525
26,756	3,890	1,000	31,646	23,841	<i>(From General Fund)</i>	34,738	51,525	51,525
50,500	---	---	50,500	50,000	<i>(From Property Tax Relief Fund)</i>	50,000	50,000	50,000
5,001	9,155	---	14,156	10,839	Department of Environmental Protection	2,485	385	385
923,201	5,053	-119,225	809,029	780,507	Department of Health	983,517	846,291	846,291
922,685	5,053	-119,225	808,513	779,993	<i>(From General Fund)</i>	983,001	845,775	845,775
516	---	---	516	514	<i>(From Casino Revenue Fund)</i>	516	516	516
9,085,903	91,075	181,117	9,358,095	8,313,470	Department of Human Services	9,480,049	10,379,894	10,379,894
8,514,336	91,075	181,117	8,786,528	7,741,987	<i>(From General Fund)</i>	8,489,814	9,374,947	9,374,947
4,000	---	---	4,000	3,970	<i>(From Property Tax Relief Fund)</i>	4,000	5,500	5,500
567,567	---	---	567,567	567,513	<i>(From Casino Revenue Fund)</i>	986,235	999,447	999,447
84,020	7,626	---	91,646	91,217	Department of Labor and Workforce Development	81,995	79,320	79,320
81,824	7,626	---	89,450	89,021	<i>(From General Fund)</i>	79,799	77,124	77,124
2,196	---	---	2,196	2,196	<i>(From Casino Revenue Fund)</i>	2,196	2,196	2,196
78,587	25,649	-480	103,756	87,259	Department of Law and Public Safety	59,845	28,185	28,185
39,685	25,649	---	65,334	48,971	<i>(From General Fund)</i>	34,365	28,185	28,185
38,902	---	-480	38,422	38,288	<i>(From Gubernatorial Elections Fund)</i>	25,480	---	---
---	178	---	178	178	Department of Military Affairs	---	---	---
2,214,336	62,389	-88,573	2,188,152	2,066,186	Department of State	2,046,356	2,216,396	1,852,329
181,500	3,893	96	185,489	182,442	Department of Transportation	840,476	1,047,755	1,047,755
3,358,109	235,351	---	3,593,460	3,048,093	Department of the Treasury	3,368,343	3,546,403	3,536,803
495,437	135,351	---	630,788	405,657	<i>(From General Fund)</i>	344,075	258,237	248,637
2,862,672	100,000	---	2,962,672	2,642,436	<i>(From Property Tax Relief Fund)</i>	3,024,268	3,288,166	3,288,166
7,420	---	---	7,420	7,335	Department of Veterans Affairs	5,145	3,895	3,895

Appendix

Year Ending June 30, 2025						Year Ending June 30, 2027			
Orig. & Supplemental (S)	Reapp. & (R) Recpts.	Transfers & (E) Emergencies	Total Available	Expended		2026 Adjusted Approp.	Requested	Recommended	
GRANTS-IN-AID									
17,468,987	475,252	-2,908	17,941,331	16,079,512	Total Executive Branch	18,335,195	19,537,304	19,163,637	
13,942,634	375,252	-2,428	14,315,458	12,774,595	(From General Fund)	14,242,500	15,191,479	14,817,812	
2,917,172	100,000	---	3,017,172	2,696,406	(From Property Tax Relief Fund)	3,078,268	3,343,666	3,343,666	
570,279	---	---	570,279	570,223	(From Casino Revenue Fund)	988,947	1,002,159	1,002,159	
38,902	---	-480	38,422	38,288	(From gubernatorial Elections Fund)	25,480	---	---	
Interdepartmental Accounts									
1,505,538	1,395	-10,561	1,496,372	1,495,368	Employee Benefits	1,578,121	1,645,031	1,645,031	
25,000	600,000	---	625,000	625,000	Other Interdepartmental Accounts	25,000	25,000	25,000	
172,536	2,815	---	175,351	171,380	Aid to Independent Authorities	168,176	119,212	119,212	
158,259	2,815	---	161,074	157,148	(From General Fund)	153,940	105,006	105,006	
14,277	---	---	14,277	14,232	(From Property Tax Relief Fund)	14,236	14,206	14,206	
1,703,074	604,210	-10,561	2,296,723	2,291,748	Total Interdepartmental Accounts	1,771,297	1,789,243	1,789,243	
1,688,797	604,210	-10,561	2,282,446	2,277,516	(From General Fund)	1,757,061	1,775,037	1,775,037	
14,277	---	---	14,277	14,232	(From Property Tax Relief Fund)	14,236	14,206	14,206	
19,172,061	1,079,462	-13,469	20,238,054	18,371,260	Total Grants-in-Aid	20,106,492	21,326,547	20,952,880	
15,631,431	979,462	-12,989	16,597,904	15,052,111	(From General Fund)	15,999,561	16,966,516	16,592,849	
2,931,449	100,000	---	3,031,449	2,710,638	(From Property Tax Relief Fund)	3,092,504	3,357,872	3,357,872	
570,279	---	---	570,279	570,223	(From Casino Revenue Fund)	988,947	1,002,159	1,002,159	
38,902	---	-480	38,422	38,288	(From gubernatorial Elections Fund)	25,480	---	---	
STATE AID									
Executive Branch									
71,166	147,499	115,291	333,956	37,887	Department of Agriculture	38,863	30,863	30,863	
---	144,507	115,291	259,798	11,290	(From General Fund)	---	---	---	
71,166	2,992	---	74,158	26,597	(From Property Tax Relief Fund)	38,863	30,863	30,863	
978,167	8	-649,285	328,890	321,833	Department of Community Affairs	1,032,212	910,958	910,958	
9,859	8	---	9,867	9,037	(From General Fund)	213,000	24,634	24,634	
968,308	---	-649,285	319,023	312,796	(From Property Tax Relief Fund)	819,212	886,324	886,324	
39,600	---	---	39,600	39,135	Department of Corrections	24,050	16,050	16,050	
---	---	---	---	---	(From General Fund)	23,000	15,000	15,000	
39,600	---	---	39,600	39,135	(From Property Tax Relief Fund)	1,050	1,050	1,050	
20,885,555	30,057	-57,610	20,858,002	20,839,712	Department of Education	21,389,825	21,603,012	21,603,012	
4,649,351	15,768	-317	4,664,802	4,663,572	(From General Fund)	4,874,923	3,770,506	3,770,506	
16,236,204	14,289	-57,293	16,193,200	16,176,140	(From Property Tax Relief Fund)	16,514,902	17,832,506	17,832,506	
19,611	23,813	1,454	44,878	16,543	Department of Environmental Protection	14,100	12,131	12,131	
6,815	3,306	2,296	12,417	8,940	(From General Fund)	11,400	9,431	9,431	
12,796	20,507	-842	32,461	7,603	(From Property Tax Relief Fund)	2,700	2,700	2,700	
561,215	9,117	---	570,332	546,178	Department of Human Services	594,066	646,706	646,706	
292,058	9,117	---	301,175	290,464	(From General Fund)	314,909	321,549	321,549	
269,157	---	---	269,157	255,714	(From Property Tax Relief Fund)	279,157	325,157	325,157	
28,765	4,293	---	33,058	23,536	Department of Law and Public Safety	31,215	27,765	27,765	
19,765	4,293	---	24,058	14,536	(From General Fund)	30,215	26,765	26,765	
9,000	---	---	9,000	9,000	(From Property Tax Relief Fund)	1,000	1,000	1,000	
22,940	2,469	---	25,409	20,744	Department of State	21,266	20,975	20,975	
18,014	2,469	---	20,483	15,818	(From General Fund)	16,590	16,299	16,299	
4,926	---	---	4,926	4,926	(From Property Tax Relief Fund)	4,676	4,676	4,676	
121,926	52,626	---	174,552	150,195	Department of Transportation	87,428	56,914	56,914	
---	---	---	---	---	(From General Fund)	12,907	---	---	
121,926	52,626	---	174,552	150,195	(From Property Tax Relief Fund)	74,521	56,914	56,914	
1,486,468	6,144	647,798	2,140,410	2,123,160	Department of the Treasury	1,464,165	1,539,003	1,473,903	
40,397	6,144	-700	45,841	37,136	(From General Fund)	42,686	44,231	44,231	
1,446,071	---	648,498	2,094,569	2,086,024	(From Property Tax Relief Fund)	1,421,479	1,494,772	1,429,672	

Appendix

Year Ending June 30, 2025					Year Ending June 30, 2027			
Orig. & (S) Supplemental	Reapp. & (R) Recpts.	Transfers & (E) Emergencies	Total Available	Expended		2026 Adjusted Approp.	Requested	Recommended
					STATE AID			
24,215,413	276,026	57,648	24,549,087	24,118,923	Total Executive Branch	24,697,190	24,864,377	24,799,277
5,036,259	185,612	116,570	5,338,441	5,050,793	(From General Fund)	5,539,630	4,228,415	4,228,415
19,179,154	90,414	-58,922	19,210,646	19,068,130	(From Property Tax Relief Fund)	19,157,560	20,635,962	20,570,862
24,215,413	276,026	57,648	24,549,087	24,118,923	Total State Aid	24,697,190	24,864,377	24,799,277
5,036,259	185,612	116,570	5,338,441	5,050,793	(From General Fund)	5,539,630	4,228,415	4,228,415
19,179,154	90,414	-58,922	19,210,646	19,068,130	(From Property Tax Relief Fund)	19,157,560	20,635,962	20,570,862
					CAPITAL CONSTRUCTION			
					Executive Branch			
120,739	17,506	-121,271	16,974	---	Department of Agriculture	76,503	---	---
---	246	---	246	---	Department of Children and Families	---	---	---
---	847	---	847	---	Department of Community Affairs	---	---	---
---	10,235	---	10,235	642	Department of Corrections	---	---	---
330,157	804,319	14,930	1,149,406	258,805	Department of Environmental Protection	304,654	172,439	172,439
---	6,634	---	6,634	332	Department of Health	---	---	---
---	8,154	---	8,154	767	Department of Human Services	---	---	---
3,000	4,504	---	7,504	606	Department of Law and Public Safety	---	---	---
1,658,219	---	---	1,658,219	1,403,928	Department of Transportation	1,526,794	1,604,433	1,604,433
1,458,219	---	---	1,458,219	1,203,928	(From General Fund)	1,326,794	1,404,433	1,404,433
200,000	---	---	200,000	200,000	(From Property Tax Relief Fund)	200,000	200,000	200,000
---	1,200	---	1,200	1,200	Department of the Treasury	---	---	---
---	3,436	---	3,436	---	Department of Veterans Affairs	---	---	---
2,112,115	857,081	-106,341	2,862,855	1,666,280	Total Executive Branch	1,907,951	1,776,872	1,776,872
1,912,115	857,081	-106,341	2,662,855	1,466,280	(From General Fund)	1,707,951	1,576,872	1,576,872
200,000	---	---	200,000	200,000	(From Property Tax Relief Fund)	200,000	200,000	200,000
					Interdepartmental Accounts			
157,129	243,018	-9,608	390,539	135,662	Capital Projects - Statewide	143,027	143,027	143,027
157,129	243,018	-9,608	390,539	135,662	Total Interdepartmental Accounts	143,027	143,027	143,027
2,269,244	1,100,099	-115,949	3,253,394	1,801,942	Total Capital Construction	2,050,978	1,919,899	1,919,899
2,069,244	1,100,099	-115,949	3,053,394	1,601,942	(From General Fund)	1,850,978	1,719,899	1,719,899
200,000	---	---	200,000	200,000	(From Property Tax Relief Fund)	200,000	200,000	200,000
					DEBT SERVICE			
					Executive Branch			
27,462	---	---	27,462	27,421	Department of Environmental Protection	10,107	10,091	10,091
546,765	---	---	546,765	546,761	Department of the Treasury	519,027	519,099	519,099
574,227	---	---	574,227	574,182	Total Executive Branch	529,134	529,190	529,190
574,227	---	---	574,227	574,182	Total Debt Service	529,134	529,190	529,190
57,840,162	3,772,551	-95,319	61,517,394	56,548,570	GRAND TOTAL-STATE APPROPRIATIONS	59,748,787	61,167,335	60,728,568
34,841,985	3,579,105	-35,917	38,385,173	33,889,077	(From General Fund)	36,203,404	35,889,054	35,515,387
77,430	2,976	---	80,406	71,451	(From Casino Control Fund)	79,929	81,325	81,325
22,310,603	190,414	-58,922	22,442,095	21,978,768	(From Property Tax Relief Fund)	22,450,064	24,193,834	24,128,734
571,242	56	---	571,298	570,986	(From Casino Revenue Fund)	989,910	1,003,122	1,003,122
38,902	---	-480	38,422	38,288	(From Gubernatorial Elections Fund)	25,480	---	---

DEBT SERVICE
(thousands of dollars)

Year Ending June 30, 2025						Year Ending —June 30, 2027—		
Orig. & (S)Supple- mental	Reapp. & (R)Recpts.	Transfers & (E)Emer- gencies	Total Available	Expended		2026 Adjusted Approp.	Requested	Recom- mended
163,472	---	---	163,472	163,427	Interest on Bonds	144,234	126,180	126,180
410,755	---	---	410,755	410,755	Bond Redemption	384,900	403,010	403,010
574,227	---	---	574,227	574,182	Total Appropriation	529,134	529,190	529,190
1,143	---	---	1,143	1,142	Water Supply Bonds (P.L. 1981, c. 261)	1,145	1,142	1,142
329	---	---	329	327	Pinelands Infrastructure Trust Bonds (P.L. 1985, c. 302)	331	329	329
1,215	---	---	1,215	1,213	Hazardous Discharge Bonds (P.L. 1986, c. 113)	673	666	666
507	---	---	507	506	Stormwater Management and Combined Sewer Overflow Abatement Bonds (P.L. 1989, c. 181)	315	317	317
324	---	---	324	323	New Jersey Open Space Preservation Bonds (P.L. 1989, c. 183)	329	330	330
165	---	---	165	165	Green Acres, Farmland and Historic Preservation and Blue Acres Bonds (P.L. 1995, c. 204)	---	---	---
2,697	---	---	2,697	2,696	Port of New Jersey Revitalization, Dredging Bonds (P.L. 1996, c. 70)	387	386	386
192	---	---	192	191	Dam, Lake, Stream, Water Resources, and Wastewater Treatment Project Bonds (P.L. 2003, c. 162)	---	---	---
2,512	---	---	2,512	2,511	Green Acres, Farmland, Blue Acres, and Historic Preservation Bonds (P.L. 2007, c. 119)	792	792	792
18,378	---	---	18,378	18,347	Green Acres, Water Supply and Floodplain Protection, and Farmland and Historic Preservation Bonds (P.L. 2009, c. 117)	6,135	6,129	6,129
39,128	---	---	39,128	39,128	Building our Future Bonds (P.L. 2012, c. 41)	11,323	11,323	11,323
6,046	---	---	6,046	6,045	New Jersey Library Construction Bonds (P.L. 2017, c. 149)	6,044	6,045	6,045
39,714	---	---	39,714	39,713	Securing our Children's Future Bonds (P.L. 2018, c. 119)	39,781	39,853	39,853
461,877	---	---	461,877	461,875	COVID-19 General Obligation Emergency Bonds (P.L. 2020, c. 60)	461,879	461,878	461,878
574,227	---	---	574,227	574,182	Total Appropriation	529,134	529,190	529,190

SUMMARY
ESTIMATED REVENUES, EXPENDITURES AND UNDESIGNATED FUND BALANCES
BUDGETED STATE FUNDS
(thousands of dollars)

	----- Fiscal Year Ending June 30 -----		
	2026 Estimated	2027 Estimated	Change
Beginning Balances July 1			
Undesignated Fund Balances			
General Fund	8,625,656	7,258,529	(1,367,127)
Surplus Revenue Fund	---	---	---
Property Tax Relief Fund	---	---	---
Casino Control Fund	---	---	---
Casino Revenue Fund	103,181	---	(103,181)
Gubernatorial Elections Fund	134	---	(134)
<i>Total Undesignated Fund Balances</i>	<u>8,728,971</u>	<u>7,258,529</u>	<u>(1,470,442)</u>
State Revenues			
General Fund	32,843,841	33,850,524	1,006,683
Property Tax Relief Fund	23,629,527	24,128,734	499,207
Casino Control Fund	79,919	81,325	1,406
Casino Revenue Fund	937,230	1,003,122	65,892
Gubernatorial Elections Fund	200	200	---
<i>Total State Revenues</i>	<u>57,490,717</u>	<u>59,063,905</u>	<u>1,573,188</u>
Other Adjustments			
General Fund			
Balances lapsed	550,562	---	(550,562)
From/(To) Property Tax Relief Fund	1,376,822	---	(1,376,822)
From/(To) Casino Control Fund	---	---	---
From/(To) Casino Revenue Fund	50,524	---	(50,524)
From/(To) Gubernatorial Elections Fund	(25,085)	---	25,085
From/(To) Surplus Revenue Fund	---	---	---
From/(To) Reserved Fund Balance	39,613	(229,128)	(268,741)
Property Tax Relief Fund			
Balances lapsed	197,359	---	(197,359)
From/(To) General Fund	(1,376,822)	---	1,376,822
Casino Control Fund			
Balances lapsed	10	---	(10)
From/(To) General Fund	---	---	---
Casino Revenue Fund			
Balances lapsed	23	---	(23)
From/(To) General Fund	(50,524)	---	50,524
Gubernatorial Elections Fund			
Balances lapsed	61	---	(61)
From/(To) General Fund	25,085	---	(25,085)
Surplus Revenue Fund			
Balances lapsed	---	---	---
From/(To) General Fund	---	---	---
<i>Total Other Adjustments</i>	<u>787,628</u>	<u>(229,128)</u>	<u>(1,016,756)</u>
<i>Total Available</i>	<u>67,007,316</u>	<u>66,093,306</u>	<u>(914,010)</u>
Appropriations			
General Fund	36,203,404	35,515,387	(688,017)
Property Tax Relief Fund	22,450,064	24,128,734	1,678,670
Casino Control Fund	79,929	81,325	1,396
Casino Revenue Fund	989,910	1,003,122	13,212
Gubernatorial Elections Fund	25,480	---	(25,480)
<i>Total Appropriations</i>	<u>59,748,787</u>	<u>60,728,568</u>	<u>979,781</u>
Ending Balances June 30			
Undesignated Fund Balances			
General Fund	7,258,529	5,364,538	(1,893,991)
Surplus Revenue Fund	---	---	---
Property Tax Relief Fund	---	---	---
Casino Control Fund	---	---	---
Casino Revenue Fund	---	---	---
Gubernatorial Elections Fund	---	200	200
<i>Total Undesignated Fund Balances</i>	<u>7,258,529</u>	<u>5,364,738</u>	<u>(1,893,791)</u>

STATE REVENUES
FISCAL YEARS 2026 AND 2027 ESTIMATES
(thousands of dollars)

	FY 2026 Approp Act	FY 2026 Revised	FY 2026 Change	FY 2027 Estimate	FY 2026 to FY 2027 Change
Major Revenues					
Gross Income Tax	\$21,478,378	\$22,452,627	\$974,249	\$22,909,334	\$456,707
Sales Tax	14,195,308	14,195,308	---	14,713,437	518,129
Corporation Business	4,143,121	3,259,401	(883,720)	4,075,477	816,076
Corporate Transit Fee	838,919	654,321	(184,598)	814,422	160,101
Business Alternative Income Tax	4,465,068	4,821,346	356,278	4,780,644	(40,702)
Energy Tax Receipts-Sales Tax	805,636	805,636	---	805,636	---
Sales-Energy	339,364	332,156	(7,208)	376,819	44,663
Sales Tax Dedication-PTRF	1,180,700	1,176,900	(3,800)	1,219,400	42,500
Sales Tax Dedication-General Fund	(1,157,800)	(1,157,200)	600	(1,199,700)	(42,500)
Corporation Business-Energy	8,806	6,000	(2,806)	6,000	---
Motor Fuels	465,787	467,658	1,871	464,768	(2,890)
Motor Vehicle Fees	473,379	465,046	(8,333)	481,617	16,571
Transfer Inheritance	625,513	599,900	(25,613)	631,210	31,310
Casino Revenue Fund	886,729	937,230	50,501	1,003,122	65,892
Insurance Premium	640,000	600,000	(40,000)	650,000	50,000
Petroleum Products Gross Receipts	1,616,558	1,650,260	33,702	1,705,034	54,774
Petroleum Products Gross Receipts-Capital Reserves	(767,551)	(818,217)	(50,666)	(777,369)	40,848
Alcoholic Beverage Excise	152,990	156,920	3,930	159,310	2,390
Realty Transfer	533,883	566,195	32,312	577,611	11,416
Tobacco Products Wholesale Sales	54,855	55,004	149	58,093	3,089
Public Utility Excise (Reform)	22,000	22,000	---	22,000	---
Total Major Revenues	51,001,643	51,248,491	246,848	53,476,865	2,228,374
Miscellaneous Taxes, Fees, Revenues, Transfers					
Fringe Benefit Recoveries	1,438,868	1,472,513	33,645	1,462,234	(10,279)
Investment Earnings	590,500	524,400	(66,100)	374,515	(149,885)
Debt Defeasance and Prevention Fund	555,000	555,000	---	---	(555,000)
Graduated Percent Fee	554,538	524,423	(30,115)	592,010	67,587
Medicaid Uncompensated Care	209,513	182,078	(27,435)	189,714	7,636
Hotel/Motel Occupancy Tax	152,297	155,267	2,970	161,327	6,060
Other Energy Taxes	165,000	165,000	---	165,000	---
Employer Healthcare Assistance Contribution	---	---	---	145,000	145,000
Health Service Corporation Reorganization Assessment	25,000	25,000	---	25,000	---
Cannabis Regulatory, Enforcement Assistance, and Marketplace Modernization Fund	4,350	4,241	(109)	1,031	(3,210)
Interfund Transfers	799,406	804,541	5,135	661,422	(143,119)
Casino Control	79,929	79,919	(10)	81,325	1,406
Gubernatorial Elections Fund	700	200	(500)	200	---
Other Miscellaneous	1,732,699	1,749,644	16,945	1,728,262	(21,382)
Total Miscellaneous Taxes, Fees, Revenues, Transfers	6,307,800	6,242,226	(65,574)	5,587,040	(655,186)
TOTAL STATE REVENUES	\$57,309,443	\$57,490,717	\$181,274	\$59,063,905	\$1,573,188

**SCHEDULE 1
STATE REVENUES**
(thousands of dollars)

	-----Fiscal Year Ending June 30-----		
	2025 Actual	2026 Estimated	2027 Estimated
GENERAL FUND			
Major Taxes:			
Sales	13,683,969	14,195,308	14,713,437
Energy Tax Receipts - Sales Tax	805,636	805,636	805,636
Sales - Energy	318,280	332,156	376,819
Less: Sales Tax Dedication	(1,122,128)	(1,157,200)	(1,199,700)
Corporation Business	3,988,685	3,259,401	4,075,477
Corporate Transit Fee	794,524	654,321	814,422
Corporation Business - Energy	23,328	6,000	6,000
Petroleum Products Gross Receipts	1,532,933	1,650,260	1,705,034
Less: Petroleum Products Gross Receipts - Capital Reserves	(812,195)	(818,217)	(777,369)
Business Alternative Income Tax	4,568,205	4,821,346	4,780,644
Insurance Premium	536,200	600,000	650,000
Transfer Inheritance	597,547	599,900	631,210
Realty Transfer	525,179	566,195	577,611
Motor Vehicle Fees	449,679	465,046	481,617
Motor Fuels	471,190	467,658	464,768
Alcoholic Beverage Excise	149,465	156,920	159,310
Tobacco Products Wholesale Sales	47,241	55,004	58,093
Public Utility Excise (Reform)	24,927	22,000	22,000
<i>Total Major Taxes</i>	<u>26,582,665</u>	<u>26,681,734</u>	<u>28,345,009</u>
Miscellaneous Taxes, Fees, and Revenues:			
Department of Agriculture:			
Animal Disease Control	529	---	---
Environmental Services	137	---	---
Fertilizer Inspection Fees	875	366	366
Milk Control Licenses and Fees	274	---	---
Miscellaneous Revenue	482	2	2
Subtotal, Department of Agriculture	<u>2,297</u>	<u>368</u>	<u>368</u>
Department of Banking and Insurance:			
Actuarial Services	---	6	6
Banking - Assessments	16,279	14,795	17,677
Banking - Licenses and Other Fees	4,335	3,048	3,048
Fraud Fines	1,371	1,682	1,682
HMO Covered Lives	5	3	3
Insurance - Examination Billings	2	27	27
Insurance - Licenses and Other Fees	61,219	61,708	61,708
Insurance - Special Purpose Assessment	46,969	44,896	56,109
Insurance Fraud Prevention	32,348	33,427	33,486
Public Adjusters Licensing	1	---	---
Real Estate Commission	11,785	2,230	11,767
Subtotal, Department of Banking and Insurance	<u>174,314</u>	<u>161,822</u>	<u>185,513</u>
Department of Children and Families:			
Child Care Licensing	184	250	250
Contract Recoveries	18,119	15,000	15,000
Divorce Filing Fees	1,277	1,275	1,275
Marriage License/Civil Union Fees	1,356	1,150	1,150
Subtotal, Department of Children and Families	<u>20,936</u>	<u>17,675</u>	<u>17,675</u>
Department of Community Affairs:			
Affordable Housing and Neighborhood Preservation - Fair Housing	27,160	32,860	---
Boarding Home Fees	1,135	---	---
Construction Fees	23,775	28,877	20,551
Fire Safety	49,842	19,205	19,636
Housing Inspection Fees	23,518	13,059	13,325
Miscellaneous Revenue	95	---	---
Planned Real Estate Development Fees	1,555	950	950
Subtotal, Department of Community Affairs	<u>127,080</u>	<u>94,951</u>	<u>54,462</u>
Department of Corrections:			
Miscellaneous Revenue	255	---	---

SCHEDULE 1 STATE REVENUES (thousands of dollars)

	-----Fiscal Year Ending June 30-----		
	2025 Actual	2026 Estimated	2027 Estimated
Department of Education:			
Audit Recoveries	101	50	75
Audit of Enrollments	166	133	422
Nonpublic Schools Handicapped and Auxiliary Recoveries	15,768	---	16,973
Nonpublic Schools Other Recoveries	5,744	5,970	5,970
School Construction Inspection Fees	1,441	1,200	1,000
State Board of Examiners	6,445	3,885	4,043
Subtotal, Department of Education	29,665	11,238	28,483
Department of Environmental Protection:			
Air Pollution Fees - Minor Sources	7,992	7,200	7,200
Air Pollution Fees - Title V Operating Permits	3,243	3,500	3,500
Air Pollution Fines	2,449	880	880
Clean Water Enforcement Act	4,655	1,900	1,900
Coastal Area Facility Review Act	2,587	1,800	1,800
Endangered Species Tax Check-Off	267	242	---
Environmental Infrastructure Financing Program Administrative Fee	13,935	5,000	5,000
Excess Diversion	215	145	145
Freshwater Wetlands Fees	3,200	3,100	3,100
Freshwater Wetlands Fines	124	150	150
Hazardous Discharge Site Cleanup Fund	12,818	---	---
Hazardous Waste Fees	1,913	2,000	2,000
Hazardous Waste Fines	858	650	650
Hunters' and Anglers' Licenses	14,193	13,514	12,314
Industrial Site Recovery Act	40	40	40
Laboratory Certification Fees	1,987	2,000	2,000
Laboratory Certification Fines	56	45	45
Marina Rentals	1,410	885	885
Marine Lands - Preparation and Filing Fees	3,953	165	165
Medical Waste	6,910	6,750	6,750
Miscellaneous Revenue	256	---	---
New Jersey Pollutant Discharge Elimination System/Stormwater Permits	20,367	16,700	16,700
New Jersey Spill Compensation Fund	8,010	---	---
Parks Management Fees and Permits	9,251	4,300	3,100
Parks Management Fines	63	60	60
Pesticide Control Fees	5,791	4,400	4,400
Pesticide Control Fines	39	40	40
Radiation Protection Fees	5,306	3,400	5,100
Radiation Protection Fines	217	200	200
Radon Testers Certification	245	300	300
Safe Drinking Water Fund	280	---	---
Solid Waste - Utility Regulation Assessments	8,998	3,100	3,100
Solid Waste Fines	1,459	1,000	1,000
Solid Waste Management Fees	12,925	5,600	11,500
Solid and Hazardous Waste Disclosure	389	360	360
Stream Encroachment	5,912	3,800	3,800
Toxic Catastrophe Prevention Fees	1,992	2,200	2,200
Toxic Catastrophe Prevention Fines	106	100	100
Treatment Works Approval	1,887	1,900	1,900
Underground Storage Tanks Fees	454	460	460
Water Allocation	6,409	2,425	2,425
Water Supply Management Regulations	1,286	1,400	1,400
Water/Wastewater Operators Licenses	346	210	210
Waterfront Development Fees	2,592	2,600	3,100
Waterfront Development Fines	---	20	20
Well Permits/Well Drillers/Pump Installers Licenses	1,326	1,100	1,100
Wetlands	184	125	125
Worker Community Right to Know - Fines	3	5	5
Subtotal, Department of Environmental Protection	178,898	105,771	111,229
Department of Health:			
Admission Charge Hospital Assessment	6,000	6,000	6,000
Clinical Laboratory	1,595	---	---
Federal Funds - Graduate Medical Education	228,536	230,174	228,770
Health Care Reform	1,200	1,200	1,200
Interim Assistance	213	---	---
Licenses, Fines, Permits, Penalties and Fees	16,176	5,000	5,000

**SCHEDULE 1
STATE REVENUES**
(thousands of dollars)

	-----Fiscal Year Ending June 30-----		
	2025	2026	2027
	Actual	Estimated	Estimated
Miscellaneous Revenue	589	5	---
Patients' and Residents' Cost Recovery - Psychiatric Hospitals	85,289	91,279	91,279
Subtotal, Department of Health	<u>339,598</u>	<u>333,658</u>	<u>332,249</u>
Department of Human Services:			
Commission for the Blind	142	---	---
Early Periodic Screening, Diagnosis and Treatment	14,470	16,444	16,444
Employer Healthcare Assistance Contribution	---	---	145,000
Medicaid Uncompensated Care - Acute	65,370	17,430	30,827
Medicaid Uncompensated Care - Mental Health	27,665	5,094	3,464
Medicaid Uncompensated Care - Psychiatric	178,685	159,554	155,423
Miscellaneous Revenue	9,617	13,370	10,370
Patients' and Residents' Cost Recovery - Developmental Disabilities	12,495	12,263	12,081
School Based Medicaid	23,150	26,290	18,636
Subtotal, Department of Human Services	<u>331,594</u>	<u>250,445</u>	<u>392,245</u>
Department of Labor and Workforce Development:			
Council on Gender Parity	72	---	---
Examination Fees	1,864	---	---
Merit Systems Board Appeals Fees	59	---	---
Miscellaneous Revenue	107	110	110
Special Compensation Fund	4,085	2,468	2,468
State Disability Benefits Fund	28,847	---	---
Training Fees	2,877	---	---
Workers' Compensation Assessment	28,653	15,007	15,007
Workplace Standards - Licenses, Permits and Fines	24,980	11,388	11,388
Subtotal, Department of Labor and Workforce Development	<u>91,544</u>	<u>28,973</u>	<u>28,973</u>
Department of Law and Public Safety:			
Beverage Licenses	4,199	1,199	1,199
Casino Fines	799	1,407	1,407
Charities Registration Section	2,853	556	556
Commercial Data Brokers	---	---	2,500
Consumer Affairs	19,169	830	830
Controlled Dangerous Substances	2,747	1,350	1,350
Criminal Disposition	146	---	---
Elevator, Escalator and Moving Walkway Mechanics Licensing Board	335	36	64
Fantasy Sports Operations Fee	1,559	3,092	3,401
Forfeiture Funds	---	---	250
Legal Services	108,490	---	---
Legalized Games of Chance Control	1,685	469	469
Miscellaneous Revenue	193	---	---
New Jersey Cemetery Board	219	3	42
Police Training Commission	201	---	---
Private Employment Agencies	1,389	258	258
Recreational Boating	1,941	1,838	1,838
Retired Officer Handgun Permit	229	---	---
Securities Enforcement	77,709	58,894	58,894
Settlements	316	125	---
State Board of Applied Behavior	717	---	---
State Board of Architects	973	432	185
State Board of Audiology and Speech-Language Pathology Advisory	177	600	34
State Board of Certified Psychoanalysts	19	1	4
State Board of Certified Public Accountants	222	50	626
State Board of Chiropractors	252	440	48
State Board of Cosmetology and Hairstyling	11,014	660	2,092
State Board of Court Reporting	18	68	4
State Board of Creative Arts Therapists	20	---	---
State Board of Dentistry	718	1,960	137
State Board of Electrical Contractors	567	184	528
State Board of HVAC Contractors	103	447	19
State Board of Marriage Counselor Examiners	3,583	250	679
State Board of Massage and Bodyworks	1,079	84	198
State Board of Master Plumbers	830	80	158
State Board of Medical Examiners	31,719	2,680	6,029
State Board of Mortuary Science	660	198	125
State Board of Nursing	16,590	5,400	3,137

**SCHEDULE 1
STATE REVENUES**
(thousands of dollars)

	-----Fiscal Year Ending June 30-----		
	2025 Actual	2026 Estimated	2027 Estimated
State Board of Occupational Therapists and Assistants	155	440	30
State Board of Ophthalmic Dispensers and Ophthalmic Technicians	73	160	14
State Board of Optometrists	1,012	19	189
State Board of Orthotics and Prosthetics	91	36	18
State Board of Pharmacy	5,859	400	1,112
State Board of Physical Therapy	358	600	69
State Board of Polysomnography	169	3	33
State Board of Professional Engineers and Land Surveyors	1,095	640	208
State Board of Professional Planners	11	120	3
State Board of Psychological Examiners	1,523	60	283
State Board of Real Estate Appraisers	290	530	55
State Board of Respiratory Care	67	240	13
State Board of Social Workers	3,766	160	716
State Board of Veterinary Medical Examiners	999	60	189
State Police - Fingerprint Fees	21,383	2,976	2,976
State Police - Other Licenses	290	299	299
State Police - Private Detective Licenses	136	150	150
Victim and Witness Advocacy Fund	424	---	---
Victims of Violent Crime Compensation	7,912	---	---
Weights and Measures - General	4,522	1,612	1,612
Subtotal, Department of Law and Public Safety	343,575	92,096	95,030
Department of Military Affairs:			
Miscellaneous Revenue	1,795	---	---
Department of State:			
Licensure Fees	392	827	250
New Jersey World Trade Center Scholarship Fund	1	---	---
Subtotal, Department of State	393	827	250
Department of Transportation:			
Air Safety Fund	1,644	965	965
Applications and Highway Permits	3,350	2,500	2,500
Autonomous Transportation Authorities	24,292	24,500	24,500
Casualty Losses	2,012	535	535
Drunk Driving Fines	244	243	243
Good Driver	83,841	83,436	84,270
Logo Sign Program Fees	537	300	300
Maritime Program Receipts	1,872	1,900	1,900
Miscellaneous Revenue	37	40	40
Outdoor Advertising	1,639	740	740
Placarded Railcar	336	---	---
Rental Receipts - Tenant Relocation Program	594	---	---
Subtotal, Department of Transportation	120,398	115,159	115,993
Department of the Treasury:			
Graduated Percent Fee	273,516	524,423	592,010
Assessments - Cable TV	5,164	4,925	4,925
Assessments - Public Utility	34,664	33,223	38,223
CATV Universal Access	7,388	7,200	7,000
Commercial Recording - Expedited	1,546	1,150	1,150
Commissions (Notary)	2,463	2,810	2,810
Cost Assessment	9,370	---	---
Domestic Security	39,848	39,200	39,200
Drug Enforcement and Demand Reduction Fund	3,651	3,488	3,488
Equipment Leasing Fund - Debt Service Recovery	---	2,920	2,919
General Revenue - Fees (Commercial Recording and UCC)	112,184	112,047	108,930
Health Service Corporation Reorganization Assessment	25,000	25,000	25,000
Higher Education Capital Improvement Fund - Debt Service Recovery	---	13,263	14,214
Hotel/Motel Occupancy Tax	149,594	155,267	161,327
Investment Earnings	848,084	524,400	374,515
Miscellaneous Revenue	12,495	7,213	742
NJ Economic Development Authority	---	1,035	---
NJ Public Records Preservation	25,556	26,301	26,301
Nuclear Emergency Response Assessment	4,095	4,181	2,657
Office of Information Technology Receipts	72,742	---	---
Prequalification Fees	106	---	---

**SCHEDULE 1
STATE REVENUES**
(thousands of dollars)

	-----Fiscal Year Ending June 30-----		
	2025 Actual	2026 Estimated	2027 Estimated
Public Finance Activities	624	---	---
Public Utility Fines	3,120	6,773	6,773
Public Utility Gross Receipts and Franchise Taxes (Water/Sewer)	150,058	165,000	165,000
Railroad Tax - Class II	4,902	4,950	4,800
Railroad Tax - Franchise	11,301	11,500	11,700
Rate Counsel	8,250	8,250	8,250
Ridesharing	38,655	42,497	43,563
Sports Betting	62,555	97,987	102,886
Surplus Property	1,815	2,008	2,008
Telephone Assessment	135,733	134,252	112,413
Tire Clean-Up Surcharge	10,049	10,200	10,200
Subtotal, Department of the Treasury	<u>2,054,528</u>	<u>1,971,463</u>	<u>1,873,004</u>
Department of Veterans Affairs:			
Miscellaneous Revenue	5,105	---	---
Soldiers' Homes	55,152	53,000	58,000
Subtotal, Department of Veterans Affairs	<u>60,257</u>	<u>53,000</u>	<u>58,000</u>
Other Sources:			
Miscellaneous Revenue	45,459	3,000	500
Interdepartmental Accounts:			
Administration and Investment of Pension and Health Benefit Funds - Recoveries	2,551	2,282	2,282
Employee Maintenance Deductions	302	300	300
Federal Fringe Benefit Recoveries from School Districts	141,982	129,697	132,138
Fringe Benefit Recoveries from Colleges and Universities/University Hospital	480,835	489,401	461,388
Fringe Benefit Recoveries from Federal and Other Funds	782,631	767,125	774,887
Indirect Cost Recoveries - DEP Other Funds	13,505	11,500	11,500
Miscellaneous Revenue	9	---	---
Rent of State Building Space	3,169	3,264	3,362
Social Security Recoveries from Federal and Other Funds	80,168	86,290	93,821
Standard Offer Payments - Utilities	83	---	---
Subtotal, Interdepartmental Accounts	<u>1,505,235</u>	<u>1,489,859</u>	<u>1,479,678</u>
Judicial Branch --			
The Judiciary:			
Civil Arbitration Program	1,129	---	---
Court Fees	43,336	46,170	47,560
Miscellaneous Revenue	79	---	---
Pretrial Services Program - 21st Century Justice Improvement Fund	20,190	21,850	21,850
Subtotal, The Judiciary	<u>64,734</u>	<u>68,020</u>	<u>69,410</u>
<i>Total Miscellaneous Taxes, Fees, and Revenues</i>	<u>5,492,555</u>	<u>4,798,325</u>	<u>4,843,062</u>
Interfund Transfers:			
Building Our Future Fund	922	684	404
Cannabis Regulatory, Enforcement Assistance, and Marketplace Modernization Fund	7,285	4,241	1,031
Clean Energy Fund	---	75,000	15,000
Clean Waters Fund	1	2	2
Cultural Centers and Historic Preservation Fund	3	3	2
Dam, Lake, Stream and Flood Control Project Fund - 2003	249	195	115
Debt Defeasance and Prevention Fund	585,000	555,000	---
Developmental Disabilities Waiting List Reduction Fund	73	59	49
Energy Conservation Fund	14	11	9
Enterprise Zone Assistance Fund	84,479	96,250	102,941
Fund for the Support of Free Public Schools	12,903	12,166	11,361
Garden State Green Acres Preservation Trust Fund	3,296	7,460	7,460
Hazardous Discharge Fund of 1981	9	7	6
Hazardous Discharge Site Cleanup Fund	20,099	20,228	20,228
Housing Assistance Fund	274	247	207
Jobs, Education and Competitiveness Fund	40	---	---
Judiciary Bail Fund	71	60	47
Judiciary Probation Fund	329	276	215
Judiciary Special Civil Fund	120	88	75
Judiciary Superior Court Miscellaneous Fund	148	123	98
Legal Services Fund	8,069	8,686	9,381
Mortgage Assistance Fund	496	571	510

SCHEDULE 1 STATE REVENUES (thousands of dollars)

	-----Fiscal Year Ending June 30-----		
	2025	2026	2027
	Actual	Estimated	Estimated
New Jersey Bridge Rehabilitation and Improvement and Railroad Right-of-Way Preservation Fund	117	95	40
Natural Resources Fund	27	22	18
New Jersey Library Construction Fund	1,605	2,053	996
New Jersey Spill Compensation Fund	11,968	12,280	12,280
New Jersey Workforce Development Partnership Fund	53,346	69,173	54,349
Pollution Prevention Fund	952	1,059	1,059
Public Purpose Buildings and Community-Based Facilities Construction Fund	60	49	38
Safe Drinking Water Fund	2,455	2,801	2,801
Securing Our Children's Future Fund	15,619	9,380	6,063
Shore Protection Fund	51	41	17
State Disability Benefit Fund	35,842	41,111	41,111
State Land Acquisition and Development Fund	10	8	6
State Owned Real Property Trust Fund	1,696	9,430	1,988
State Recycling Fund	---	2,500	---
State of New Jersey Cash Management Fund	2,823	2,500	2,500
Statewide Transportation and Local Bridge Fund	198	148	56
Supplemental Workforce Fund for Basic Skills	10,124	13,114	13,114
Unclaimed Insurance Payments on Deposit Accounts Trust Fund	58	36	30
Unclaimed Personal Property Trust Fund	235,000	335,000	285,000
Unclaimed Utility Deposits Trust Fund	167	230	471
Unemployment Compensation Auxiliary Fund	538	10,538	538
Universal Service Fund	67,650	67,650	67,650
Wage and Hour Trust Fund	43	133	119
Water Conservation Fund	39	32	26
Worker and Community Right to Know Fund	2,968	3,042	3,042
<i>Total Interfund Transfers</i>	<u>1,167,236</u>	<u>1,363,782</u>	<u>662,453</u>
Total State Revenues General Fund	<u>33,242,456</u>	<u>32,843,841</u>	<u>33,850,524</u>
PROPERTY TAX RELIEF FUND			
Gross Income Tax	21,007,331	22,452,627	22,909,334
Sales Tax Dedication	1,150,370	1,176,900	1,219,400
<i>Total Property Tax Relief Fund</i>	<u>22,157,701</u>	<u>23,629,527</u>	<u>24,128,734</u>
CASINO CONTROL FUND			
License Fees	<u>74,518</u>	<u>79,919</u>	<u>81,325</u>
CASINO REVENUE FUND			
Casino Simulcasting Fund	74	93	106
Gross Revenue Tax	175,179	180,316	181,465
Internet Gaming	396,234	609,317	670,249
Investment Earnings	11,774	12,940	10,675
Other Casino Taxes and Fees	10,278	13,625	13,641
Sports Betting	76,033	120,939	126,986
<i>Total Casino Revenue Fund</i>	<u>669,572</u>	<u>937,230</u>	<u>1,003,122</u>
GUBERNATORIAL ELECTIONS FUND			
Taxpayers' Designations	198	200	200
TOTAL STATE REVENUES	<u>56,144,445</u>	<u>57,490,717</u>	<u>59,063,905</u>

**SCHEDULE 2
DEDICATED REVENUES**
(thousands of dollars)

	-----Fiscal Year Ending June 30-----		
	2025 Actual	2026 Estimated	2027 Estimated
Dedicated:			
Chief Executive:			
State Authority Review and Oversight	750	775	775
Department of Agriculture:			
Animal Disease Control	---	530	530
Beneficial Insect Laboratory	---	75	75
Blueberry Council	162	200	200
Commodity Distribution	---	1,850	1,850
Cranberry Council	210	100	100
Dairy Fee Administration	953	921	962
Dairy Industry Promotion Account	56	60	70
Development Potential Transfer Bank Administration	46	5	---
Environmental Services	---	125	125
Farm Products Publicity Fund	12	25	25
Food Distribution Assessment	29	65	65
Fruit and Vegetable Grading Service	1,921	1,210	1,362
Future Farmers of America - Student Loans from Department of Education	205	190	190
Horse Breeding and Development Fund	108	129	137
Hunger Initiative/Food Assistance Program	37	50	75
Marketing and Development Services	---	744	744
NJ Farm to School Program	4	40	40
New Jersey Hemp Farming Fund	---	15	15
Nursery Inspection Program	---	270	270
Organic and Regenerative Farming Program	473	492	492
Plant Pest and Disease Control	---	77	77
Poultry Service	9	10	10
Sire Stakes	2,577	1,600	1,600
Standardbred Breeder Awards	71	80	80
Stormwater Discharge Administration - Chapter 251	168	218	200
Wine Promotion Program	469	475	475
Miscellaneous	25	14	14
Subtotal, Department of Agriculture	7,535	9,570	9,783
Department of Banking and Insurance:			
New Jersey Reinsurance Program	---	250	250
Small Employer Health Benefits	---	476	476
Subtotal, Department of Banking and Insurance	---	726	726
Department of Children and Families:			
Children's Trust Fund	21	180	180
Contribution to Care	429	150	150
Criminal History Record Checks	677	120	120
Displaced Homemaker - Workforce Development Partnership Fund	2,515	2,550	2,550
Domestic Violence Fund	341	300	300
Domestic Violence Services	---	200	200
Education Services	36,576	43,527	43,527
Government Benefits - Social Security	65	---	---
Grants to Displaced Homemaker Centers	639	670	670
Legally Responsible Relatives - Out-of-Home Placements	898	---	---
New Jersey Statewide Student Support Services (NJ4S)	---	34,600	---
Old Age Survivors Insurance	172	---	---
Transformation Transfer Initiative - SAMHSA	175	---	---
Miscellaneous	369	---	---
Subtotal, Department of Children and Families	42,877	82,297	47,697
Department of Community Affairs:			
Anti-violence Out-of-School Youth Summer Program - Newark, Trenton, Paterson, Atlantic City	---	8,000	8,000
Boarding Home Regulation and Assistance	---	1,000	1,000
Clean and Safe Fund (P.L.2021, c.315)	2,500	3,200	3,600
Community Development Block Grant-Disaster Recovery Program Income	6,036	---	---
Fire Certification Program	142	75	50
Housing Code Enforcement	---	10,000	6,000
Housing Services	93,771	97,720	133,177
Infrastructure Fund (P.L.2021, c.315)	2,500	3,200	3,600
Landscape Irrigation Contractor Certification	76	100	100

**SCHEDULE 2
DEDICATED REVENUES**
(thousands of dollars)

	-----Fiscal Year Ending June 30-----		
	2025	2026	2027
	Actual	Estimated	Estimated
Lead Hazard Control Assistance Fund	159	180	180
Neighborhood Revitalization Tax Credit	15,000	15,000	15,000
New Home Warranty Program	2,442	4,075	4,882
Reduced Cigarette Ignition Propensity & Firefighter Protection Fund	97	50	50
Section 8	19,036	---	---
Transitional Aid to Localities	---	35,000	28,448
Uniform Construction Code	---	3,300	2,500
Uniform Fire Code	---	19,812	14,000
Universal Service Fund	11,753	13,500	15,000
Urban Enterprise Zone Authority Administration	2,209	2,888	2,970
Urban Housing Assistance Program	1,085	---	---
Miscellaneous	15,899	37,925	37,925
Subtotal, Department of Community Affairs	172,705	255,025	276,482
Department of Corrections:			
Administration and Support Services	19,055	23,260	23,260
Adult Basic Education Grant - State Funds	163	440	440
Biodegradable Materials - Clean Energy Fund	37	350	350
Pre-Release Employment Navigation and Re-Entry Services Program	595	950	950
Purchase of Community Services	---	11,924	11,924
Release Support Partnership Program	---	7,000	7,000
State Facilities Education Act (SFEA)	789	1,188	1,040
Miscellaneous	1,735	10	10
Subtotal, Department of Corrections	22,374	45,122	44,974
Department of Education:			
Fiscal Accountability and Compliance	2,576	2,514	2,514
Heldrich Center for Workforce Development - Teacher Workforce Reporting	---	350	350
Katzenbach One on One Aides	1,259	1,075	953
Katzenbach Summer Program	418	387	298
Marie H. Katzenbach School for the Deaf - Tuition from Local Boards	6,406	5,817	5,922
Recruitment, Preparation, Certification and Educator Evaluation	---	2,115	1,957
Rental of Vacant Building Space	30	15	15
School District Deficit Relief	---	41,643	37,839
Securing Our Children's Future Bond Act - Administration Costs	2,494	1,015	115
Miscellaneous	193	76	77
Subtotal, Department of Education	13,376	55,007	50,040
Department of Environmental Protection:			
Administrative Costs - Natural Resources Damages	---	2,483	2,767
Air Pollution Monitoring and Control Programs	---	1,500	1,500
Battleship New Jersey Memorial Fund	175	120	120
Board of Tree Experts	191	325	200
Clean Water State Revolving Fund (BIL) - Supplemental Administrative Costs	---	1,500	1,500
Coastal Area Development Review Act Program	---	100	100
Drinking Water State Revolving Fund (BIL) - Capacity Development	---	442	500
Drinking Water State Revolving Fund (BIL) - Local Assistance	---	2,210	2,500
Drinking Water State Revolving Fund (BIL) - Operator Certification	---	884	1,000
Drinking Water State Revolving Fund (BIL) - Small Systems Technical Assistance	---	884	1,000
Drinking Water State Revolving Fund (BIL) - Source Water Program Administration	---	884	1,000
Drinking Water State Revolving Fund (BIL) - State Program Management	---	2,210	2,500
Drinking Water State Revolving Fund (BIL) - Supplemental Administrative Costs	3	3,000	3,000
Drinking Water State Revolving Fund (BIL) - Supplemental Public Water Systems	341	3,000	3,000
Drinking Water State Revolving Fund - Capacity Development	188	125	200
Drinking Water State Revolving Fund - Operator Certification	80	125	600
Drinking Water State Revolving Fund - Program Administration	811	1,400	1,700
Drinking Water State Revolving Fund - Small System Technical Assistance	110	125	400
Drinking Water State Revolving Fund - Source Water Program Administration	60	125	200
Drinking Water State Revolving Fund - State Public Water System Supervision	232	2,100	2,100
Electric School Bus Program	30,000	15,000	---
Electronic Waste	370	425	425
Endangered and Nongame Species Wildlife Fund	191	100	100
Endangered Species Tax Check-Off Donations	---	---	242
Exotic and Nongame Species Inspection Fund	96	100	100
Expenses of the Delaware and Raritan Canal Commission	386	500	400
Firefighting Foam Collections	---	18,397	16,000
Forest Resource Management Special Revenue	183	235	235

**SCHEDULE 2
DEDICATED REVENUES**
(thousands of dollars)

	-----Fiscal Year Ending June 30-----		
	2025 Actual	2026 Estimated	2027 Estimated
Global Warming Solutions Fund - Administration	2,711	4,000	4,130
Green Acres/Open Space Administration	---	403	403
Hazardous Discharge Site Cleanup Fund - Responsible Party	---	15,423	15,253
Historic Buildings Waterloo Village	---	3,200	---
Hunters' and Anglers' License Fund	---	586	1,786
Lake Hopatcong Fund	500	500	500
Low Emission Vehicle Program	126	260	140
Mammography Quality Standards Act	422	440	447
Morris Canal Improvements at Waterloo Village	---	700	---
National Fish and Wildlife Foundation - Coastal Habitat	---	1,000	---
National Fish and Wildlife Foundation - Coastal Resiliency	---	912	912
National Fish and Wildlife Foundation - Salt Marshes	623	650	---
Natural Resource Damages - Constitutional Dedication	3,548	---	---
New Jersey Shade Tree and Community Forestry Program	1,431	800	800
New Jersey Spill Compensation Fund - Administrative Costs	---	11,007	11,458
Nuclear Emergency Response	---	---	1,416
Nuclear Regulatory Commission - Agreement State Program	3,028	2,900	3,100
Oil Spill Prevention	---	718	744
Oyster Reef Restoration	---	150	150
Oyster Resource Development	130	150	280
Palisades Interstate Park Commission (PIPC) - Court Fund Revenue	---	1,000	1,057
Palisades Interstate Park Commission (PIPC) - Gas Station Revenue	---	2,270	2,270
Palisades Interstate Park Commission (PIPC) - Operating Fund Revenue	---	2,558	2,709
Parks Management	---	4,715	5,915
Parks Management Revolving Fund	4,438	2,500	2,500
Pesticide Control	---	1,300	1,300
Pollution Prevention	---	104	146
Recreational Fisheries Survey	610	644	644
Recycling Enhancement Registration Fees	244	300	300
Recycling of Solid Waste	1,375	1,375	1,375
Regulation of Freshwater Wetlands	---	300	300
Safe Drinking Water Fund	---	902	939
Science and Research	3,728	3,614	3,760
Shellfish Enforcement	214	180	180
Shore Protection Fund Projects	11,262	10,000	10,000
Shore Protection License Plates	530	650	650
Site Remediation Professional Licensing Board	767	710	885
Skylands Manor	330	300	300
Solid and Hazardous Waste Management	---	3,900	1,900
State Recycling Fund - County and Local Grants	24,294	24,750	24,750
State Revolving Fund - Administrative Costs	3,756	5,000	5,000
State Revolving Fund - Environmental Infrastructure Financing Program	---	2,600	2,600
Stewardship Incentive Fund	---	3,500	3,500
Stormwater Construction Permit Fees	515	500	500
Stream Encroachment	---	2,000	2,000
Tidelands Peak Demands	---	4,790	4,848
Water Allocation	---	3,975	3,975
Water Pollution Control	---	5,500	5,500
Water/Wastewater Operators Licenses	---	165	165
Waterfront Development Shellfish Mitigation	875	200	200
Waterloo Road Amphibian Passage	---	600	---
Well Permits, Well Driller, Pump Installer Licenses	---	400	400
Wetlands	---	75	75
Worker and Community Right to Know Act	---	729	651
Miscellaneous	5,530	1,270	1,327
Subtotal, Department of Environmental Protection	104,404	195,474	177,529
Department of Health:			
AIDS Drug Distribution Program Rebates	94,895	75,000	75,000
Administrative Overhead - Non State Program	1,698	1,500	1,500
Animal Population Control Program	142	160	160
Anti-Smoking Cigarette Tax Dedication	4,435	4,460	4,143
Brain Injury Research Fund	3,913	4,000	4,000
Certificate of Need Program	416	977	1,289
Charity Care	137,222	69,192	83,877
Child Care / School Certification Program	564	450	450
Civil Monetary Penalty - Nursing Home Penalty Revenue	3,630	---	---

**SCHEDULE 2
DEDICATED REVENUES**
(thousands of dollars)

	-----Fiscal Year Ending June 30-----		
	2025	2026	2027
	Actual	Estimated	Estimated
Consumer Health Penalties	---	3,930	4,430
Early Care & Education Learning Collaborative	---	500	500
Early Intervention Program (EIP) Copays	---	11,800	11,800
Electronic Death Registration Support Fund	2,188	2,100	2,100
Emergency Medical Services	---	546	620
Emergency Medical Services for Children	---	154	154
Emergency Medical Technician Training Fund	65	201	201
Emergency Medical Technician Training Fund Web-Based Platform	122	150	150
Epidemiology, Environmental and Occupational Health	---	890	1,040
Federally Qualified Health Centers	31,985	44,000	32,000
First Response Emergency Medical Technician Cardiac Training Program	---	179	179
Governor's Council for Medical Research and Treatment of Autism	3,919	3,814	3,814
Health Care Facility Regulation and Oversight	---	2,900	2,900
Health Care Planning	10,029	14,455	14,455
Interim Assistance	---	315	294
Laboratory Services	---	1,500	1,500
Licensing Fee	1,021	600	600
Medical Examiner Services	14,494	15,685	16,208
New Jersey Breast Cancer Research Fund	140	185	185
New Jersey Harm Reduction Expansion	139	139	500
New Jersey Health Information Technology Commission	1,000	1,000	906
New Jersey Turnpike Authority / Garden State Parkway Food Inspections	252	432	432
Newborn Screening, Follow-up and Treatment	4,324	4,306	4,306
Personal Needs Allowance	---	450	450
Quality Improvement Program - New Jersey (QIP-NJ)	20,655	20,655	20,655
Rabies Control Program	317	340	340
Rapid Referral Platform - Opioid Use Disorder - Administration	125	689	689
Vital Statistics	---	1,030	1,330
Women, Infants, and Children (WIC) Rebates	35,259	40,000	40,000
Miscellaneous	6,893	6,971	6,971
Subtotal, Department of Health	379,842	335,655	340,128
Department of Human Services:			
Alcohol Education Rehabilitation and Enforcement Fund	1,218	1,800	1,800
Catastrophic Illness in Children Relief Fund	6,904	11,380	11,412
Client Copayments - Developmental Disabilities	5,642	5,253	5,232
Commission for the Blind	---	195	195
Cop to Cop Program	400	400	400
County Facility Enhanced Payment	12,416	---	---
County Option	585,034	1,310,025	1,310,025
DHS Information Technology	29,047	30,000	30,000
Department of Education Preschool Education Scholarships	637	---	---
Health Care Subsidy Fund - NJ FamilyCare	1,100,000	1,423,564	1,536,047
Hospital Mental Health Offset Payments	11,884	12,327	12,327
Human Services Police Reimbursement	---	4,000	4,000
Internet Gaming Permits for Compulsive Gambling Programs	3,150	2,950	2,950
NJ FamilyCare Children	301,292	371,014	418,436
NJ FamilyCare Children - Individual Share	75	---	---
NJ FamilyCare Drug Manufacturer Rebates	871,224	958,400	898,400
New Bridge MAPS	2,700	3,624	3,624
Nursing Home Provider Assessment Fee	159,340	159,421	140,000
Opioid Recovery and Remediation for Hospitals	---	45,000	---
Opioid Settlement Administration	---	384	454
PAAD Drug Manufacturer Rebates	51,734	45,924	45,924
Partnership for a Drug Free New Jersey	---	1,000	1,000
Personal Needs Allowance	---	150	150
Racing Commission Funds for Compulsive Gambling Treatment	200	200	200
Rutgers NJ Health, Education, Advancement, Learning and Success (HEALS) Program	100,440	87,535	87,535
SSA Reimbursement to Enhance Vocational Rehabilitation	1,168	1,829	1,200
Traumatic Brain Injury	4,040	3,700	3,700
Work First New Jersey Child Care and Support Services	50,100	50,100	50,100
Work First New Jersey Emergency Utility Payments	725	4,758	4,758
Work First New Jersey Technology Investment - Child Support Incentives	16,469	15,456	15,456
Workability - Premiums	15	100	100
Miscellaneous	3,219	2,992	2,992
Subtotal, Department of Human Services	3,319,073	4,553,481	4,588,417

**SCHEDULE 2
DEDICATED REVENUES**
(thousands of dollars)

	-----Fiscal Year Ending June 30-----		
	2025	2026	2027
	Actual	Estimated	Estimated
Department of Labor and Workforce Development:			
Administration and Support Services	---	31,000	65,000
Asbestos Notification Fees	---	889	1,500
Child Labor Enforcement	449	---	---
Council on Gender Parity	---	72	72
Disadvantaged Youth Employment Opportunities Council	---	50	50
Enforcement of Workplace Standards - Receipts	---	14,618	9,762
General Administration, Agency Services, Test Development and Analytics	---	4,043	4,643
Merit Systems Board	---	57	57
NJ Community College Consortium for Workforce and Economic Development	6,000	6,000	6,000
New Jersey Builders' Utilization for Labor Diversity	4,571	3,494	3,494
Private Disability Insurance Plan	---	7,916	2,324
Public Works Contractor Registration	---	810	620
Special Compensation	---	1,243	2,032
Special Compensation Fund	152,868	193,500	193,500
State Disability Insurance Plan	---	41,361	46,199
Unemployment Compensation Administration Fund	---	25,000	25,000
Unemployment Compensation Auxiliary Fund	---	550	550
Unemployment Compensation Auxiliary Fund - Collection Activities	40,097	55,000	55,000
Unemployment Compensation Auxiliary Fund - EITC Notification	---	150	150
Uninsured Employer's Fund	1,347	3,017	3,017
Urban Enterprise Zone - Administrative Costs	---	30	30
Vocational Rehabilitation Services - Extended Employment	20,500	20,500	20,500
Vocational Rehabilitation Services - State Match	2,000	2,000	2,000
Worker and Community Right to Know Act	---	---	113
Workers' Compensation	---	23,000	14,166
Workforce Development Partnership Fund - Work First New Jersey	21,500	21,500	21,500
Workforce Development Partnership Fund - Workforce Initiatives	27,500	27,500	28,500
Workforce Literacy and Basic Skills Program	---	276	276
Miscellaneous	7	---	---
Subtotal, Department of Labor and Workforce Development	276,839	483,576	506,055
Department of Law and Public Safety:			
Atlantic County Detention Center	4,185	2,887	2,887
Backstretch Benevolence	150	170	170
Body Armor Replacement Fund - Administrative Costs	---	75	75
Charity Racing Day for the Developmentally Disabled	20	5	5
Civil Anti-Trust Settlement	54	---	---
Consumer Affairs	370	---	---
Consumer Affairs Charitable Registration Program	---	2,427	2,427
Consumer Affairs Legalized Games of Chance	---	1,240	1,240
Consumer Affairs Weights and Measures Program	---	3,270	3,270
Controlled Dangerous Substance Registration Program	---	1,556	1,556
Criminal Disposition and Revenue Collection Fund	---	122	122
Criminal Justice Training Academy	199	200	200
Cybersecurity and Data Protection	5,812	6,278	6,278
Delaware River Joint Toll Bridge Commission	4,152	3,750	3,750
Division of Consumer Affairs - Appropriated Receipts	---	19,065	19,065
Drug Affordability Council (P.L.2023, c.106)	---	1,500	1,500
Drunk Driving Enforcement Fund - MVC Reimbursement	50	40	40
Election Law Enforcement	---	45	45
False Claims Prosecution Fund	350	---	---
Fantasy Sports	183	200	200
Forfeiture Program	4,682	2,000	2,000
Insurance Fraud Operations	12,896	12,896	12,896
Investigative Unit	788	800	800
Law Enforcement Officers Training and Equipment Fund	302	300	300
McKinsey Settlement	686	---	---
Mental Health Diversion Program Support Fund	5,000	---	---
Noncriminal Records Checks	---	17,970	18,024
Pari-Mutuel Racing in Accordance with N.J.S.A. 5:5-37	411	300	300
Police Training Commission	---	350	350
Pre-Race Blood Testing and Chemical Testing Program	685	700	700
Private Employment Agencies	---	600	600
Racing Commission Finger Print Fees	107	---	---
Racing Commission's Award Program	1,494	1,400	1,400
Racing Officials	770	1,000	1,000

**SCHEDULE 2
DEDICATED REVENUES**
(thousands of dollars)

	-----Fiscal Year Ending June 30-----		
	2025	2026	2027
	Actual	Estimated	Estimated
Regulation of Alcoholic Beverages	10,753	13,740	13,740
Regulation of Racing Activities	3,411	3,300	3,300
Restorative and Transformative Justice for Youths and Communities Pilot Program	---	1,100	1,100
Retired Officers Handgun Permits	---	549	549
Safe and Secure Neighborhoods Program	3,175	3,000	3,000
Securing the Cities	316	---	---
Securities Enforcement Fund	---	19,082	19,082
Security Officer Registration Account	3,386	3,100	3,100
Sexual Assault Nurse Examiner Program	28	30	30
South Jersey Transportation Authority	11,245	13,957	14,814
State Athletic Control	588	580	580
State Facilities Education Act (SFEA)	8,487	10,307	10,307
State Forensic Laboratory Fund Program	191	500	500
State Police DNA Laboratory Enhancement	11,693	11,000	11,000
State Veterinarians New Jersey Racing Commission	1,383	1,350	1,350
State and Local Cybersecurity Fees	242	---	---
Turnpike Authority (Includes Garden State Parkway)	104,123	121,745	127,118
Victim and Witness Advocacy Fund	---	400	400
Victims of Crime Compensation	---	5,366	4,233
Violence Intervention Programs	---	25,500	25,500
Waterfront Commission	16,166	18,500	18,500
Youth Justice Commission HVACR Career Education Program	---	750	750
Miscellaneous	5,243	4,615	4,615
Subtotal, Department of Law and Public Safety	223,776	339,617	344,768
Department of Military Affairs:			
Energy Program Receipts	---	500	---
New Jersey National Guard Support Services	---	1,850	1,850
Miscellaneous	356	---	---
Subtotal, Department of Military Affairs	356	2,350	1,850
Department of State:			
Agritourism Fund (P.L.2023, c.87)	2,500	---	---
Cannabis Training Academy	---	283	283
Construction Apprenticeship Program (SDA)	309	330	330
Law Enforcement Officers Memorial Fund	623	550	500
NJBEST Administration & Scholarships	5,400	7,717	8,210
New Jersey Brewery, Cidery, Meadery, and Distillery Industry Promotion Account	251	150	150
New Jersey College Loans to Assist State Students (NJCLASS)	29,588	41,886	46,176
New Jersey-Based Children's Defense Fund Freedom Schools	---	2,000	2,000
Pay It Forward Fund	---	1,000	1,000
Scholarship and Transformative Education in Prison Program	---	1,800	1,800
State Internship Program	4,084	2,000	2,000
University Hospital Capital Improvements	---	20,000	---
Veterans Memorial Arts Center	350	400	450
Miscellaneous	256	346	331
Subtotal, Department of State	43,361	78,462	63,230
Department of Transportation:			
Applications and Highway Permits	---	900	900
Casualty Losses	---	1,465	1,465
Clean Energy Fund - NJ Transit Utility Costs	70,089	140,089	140,089
Commercial Vehicle Enforcement Program	28,728	29,919	31,115
Cost of "Cause" Plates	543	---	---
County and Other Shared Projects	11,718	---	---
Failure to Keep Right Surcharge	517	410	510
Highway Safety Fund	642	600	600
In-Terminal School Bus Inspection Program	1,272	1,683	1,683
Liberty State Park Ferry Infrastructure Rehabilitation - NJDEP	2,919	---	---
Logo Sign Program	---	260	260
Motor Vehicle Services	426,294	443,678	463,344
Motorbus Regulation	587	444	444
Motorcycle Safety Education Fund	520	566	566
NJ Board of Pilot Commissioners	956	750	750
NJ Medical Service Helicopter Response Act	32,321	32,500	32,500
NJ Turnpike Authority - Gateway Development Commission Operations	15,230	15,230	20,045
NJ Turnpike Authority - NJ Transit Operations	454,999	470,000	485,000

SCHEDULE 2
DEDICATED REVENUES
(thousands of dollars)

	-----Fiscal Year Ending June 30-----		
	2025	2026	2027
	Actual	Estimated	Estimated
NJ Turnpike Authority - Support for Portal North Bridge	25,000	25,000	25,000
National Fish and Wildlife Foundation - Stouts Creek Marsh	---	10,000	10,000
North Wildwood Dredging Project	5,000	---	---
Omnibus Safety Enforcement Fund	4	4	4
Outdoor Advertising	---	860	860
Placarded Railcar Program	---	300	300
Rental Receipts - Tenant Relocation Program	---	600	600
Safety Service Patrol Sponsorship	1,500	---	---
Security Responsibility	20,500	22,419	27,016
Texting While Driving Campaign	192	209	209
Transportation Trust Fund - Subaccount for Capital Reserves	755,800	818,217	777,369
Transportation Trust Fund - Subaccount for Capital Reserves - Electric Vehicle Fee ...	53,313	47,222	50,352
Wireless Communication	3,520	3,800	3,800
Miscellaneous	92	---	---
Subtotal, Department of Transportation	<u>1,912,256</u>	<u>2,067,125</u>	<u>2,074,781</u>
Department of the Treasury:			
9-1-1 System and Emergency Response Assessment	---	---	20,362
Administration of State Lottery	12,391	17,484	17,921
Admission Surcharge at Places of Amusement	598	500	500
Annual Licensing Fee - Office of Administrative Law Publications	1,122	1,196	1,226
Atlantic City Electric Management Audit	---	1,500	1,500
Cannabis Equity Grant Programs, EDA	---	5,000	---
Cannabis Regulatory Commission	15,440	20,772	23,426
Casino Hotel Occupancy Assessment	7,990	---	---
Civil Legal Services for the Poor - 21st Century Justice Improvement Fund	9,268	10,100	10,100
Clean Energy Program	8,772	10,400	10,400
Division of Developmental Disabilities Community Placement and Services	31,662	30,324	30,715
Division of Purchase and Property E-Procurement Receipts	4,136	5,000	5,000
Domestic Security	26,566	26,133	26,133
Drug Abuse Education Fund	62	57	57
Freehold Raceway	119	---	---
Governor's Council on Substance Use Disorder	---	5,400	5,400
Judicial Hearings Receipts	6,357	5,562	5,977
Management of DEP Properties	---	266	266
Management of State Investments	18,078	26,265	26,265
Meadowlands Regional Assessment	12,281	13,000	13,000
Monmouth Park	257	---	---
NJBPU Basic Generation Service Project	256	---	---
Office of Information Technology Indirect Cost Recoveries	7,024	6,000	6,000
Office of Management and Budget	19,433	16,068	16,068
Offshore Wind - Research and Monitoring Initiative	3,774	---	---
Orsted Settlement Funds	2,028	---	---
Other Capital Building Services	22	---	---
Pensions and Benefits	89,066	94,193	105,572
Police and Firemen's Retirement System Board of Trustees	20,045	29,782	33,551
Prequalification Fees	---	112	112
Procurement Card Rebates	---	350	350
Property Management and Construction - Property Management Services	103	80	80
Public Broadcasting Services	5,672	4,681	4,681
Public Finance Activities	---	253	253
Rate Counsel - Insurance	113	173	173
Real Property Leasing Out Program	---	1,308	1,308
Records Management	500	2,000	2,000
Royalties - Office of Administrative Law Publications	129	---	---
State Based Exchange	74,439	81,382	108,287
Super Storm Sandy Community Development Block Grant Reimbursement	276	---	---
Taxation Compliance and Enforcement Activities	18,277	28,090	28,390
The Meadowlands	6,080	---	---
Third Party Subrogation - Property Damage	---	920	920
Treasury Technology Services	7,262	7,500	7,500
Unclaimed Property Trust Fund Administration	12,085	11,177	12,986
Urban Enterprise Zone (UEZ) Authority Administrative Expenses	15	13	10
Miscellaneous	890	629	460
Subtotal, Department of the Treasury	<u>422,588</u>	<u>463,670</u>	<u>526,949</u>

**SCHEDULE 2
DEDICATED REVENUES**
(thousands of dollars)

	-----Fiscal Year Ending June 30-----		
	2025	2026	2027
	Actual	Estimated	Estimated
Department of Veterans Affairs:			
Administration and Support Services	---	1,000	2,000
Burial Services	---	1,300	1,300
Menlo Park Donations	795	---	---
New Jersey Veterans Haven Support Fund	---	954	954
Veterans' Haven North	---	875	875
Veterans' Haven South	---	1,175	1,175
World War II Memorial Dedications	---	252	252
Miscellaneous	64	115	115
Subtotal, Department of Veterans Affairs	859	5,671	6,671
Interdepartmental Accounts:			
Petroleum Overcharge Reimbursement Fund	884	---	---
Utilities and Other Services	358	358	358
Subtotal, Interdepartmental Accounts	1,242	358	358
The Judiciary:			
Automated Traffic System for Municipal Courts	27,565	21,000	21,000
Civil Arbitration Program	---	1,244	1,200
Civil Courts	466	650	700
Comprehensive Enforcement Program	822	950	900
Court Adult Probation System	191	200	200
Court Technology Improvement Fund	10,459	9,500	9,800
E-Court Information System - 21st Century Justice Improvement Fund	9,175	8,250	9,000
Electronic Access to Court Records	9,735	10,500	9,750
Electronic Payment Service Fees	666	1,000	650
Family Courts	275	300	300
Foreclosure Mediation Program	867	950	900
Intensive Supervision Program	---	156	100
Special Civil Part Certified Mailers	2,768	2,000	3,600
Supreme Court	22,166	25,200	26,900
Miscellaneous	1,508	10	11
Subtotal, The Judiciary	86,663	81,910	85,011
<i>Total Dedicated Revenues</i>	<i>7,030,876</i>	<i>9,055,871</i>	<i>9,146,224</i>

**SCHEDULE 2
FEDERAL REVENUES**
(thousands of dollars)

	-----Fiscal Year Ending June 30-----		
	2025 Actual	2026 Estimated	2027 Estimated
Federal:			
Department of Agriculture:			
COVID-19 - National School Lunch Program Equipment Grant	261	---	---
COVID-19 - The Emergency Food Assistance Program (TEFAP) - Reach & Resiliency Grant - ARP Act	1,786	1,250	1,250
Child Care	121,481	171,425	170,700
Child Nutrition - Administration	8,333	19,695	17,470
Child Nutrition - School Breakfast	137,474	260,000	260,000
Child Nutrition - School Lunch	374,371	660,000	660,000
Child Nutrition - Special Milk	85	1,000	800
Child Nutrition - Summer Programs	19,190	55,350	44,350
Child Nutrition - Technology Grant	182	1,000	1,000
Farm Risk Management Education Program	---	282	---
Farm to School State Formula Grant	338	---	---
Food Stamp - The Emergency Food Assistance Program (TEFAP)	4,513	6,975	6,975
Fresh Fruit and Vegetable Program	5,541	7,447	7,447
Indemnities - Avian Influenza	394	590	590
National Animal Health Laboratory Network (NAHLN) - University of Colorado	280	---	---
National Resources Conservation Service - Regional Conservation Partnership	---	315	---
National School Lunch Program - Equipment Assistance for School Food Authorities ..	527	1,000	1,000
New Jersey Animal Food Testing Program	169	590	270
New Jersey Resilient Food System	1,143	3,400	3,400
Produce Safety Rule Implementation	445	262	385
Specialty Crop Block Grant Program	859	2,604	2,604
Spotted Lanternfly Federal Outreach	181	260	260
Summer Administration	---	1,645	1,590
Summer Electronic Benefit Transfer Program for Children	583	1,462	1,520
Summer Electronic Benefit Transfer Program for Children - Technology	---	---	1,100
Various Federal Programs and Accruals	20,625	5,341	4,774
Subtotal, Department of Agriculture	698,761	1,201,893	1,187,485
Department of Banking and Insurance:			
Expanding Access to Women's Health	---	625	625
State Flexibility to Stabilize the Market	395	---	---
Subtotal, Department of Banking and Insurance	395	625	625
Department of Children and Families:			
Restricted Federal Grants	23,120	43,357	43,357
Social Services Block Grant	42,886	44,886	44,886
Title IV-B Child Welfare Services	9,278	12,577	13,077
Title IV-E Foster Care	210,548	220,774	241,079
Various Federal Programs and Accruals	-7,867	---	---
Subtotal, Department of Children and Families	277,965	321,594	342,399
Department of Community Affairs:			
COVID-19 American Rescue Plan - Capital Construction Project Fund	67,454	---	---
COVID-19 American Rescue Plan - Emergency Housing Vouchers	16,260	---	---
COVID-19 American Rescue Plan - Emergency Rental Assistance	5,617	---	---
COVID-19 American Rescue Plan - HOME Investment Partnership	476	---	---
COVID-19 American Rescue Plan - State and Local Fiscal Recovery Fund (SLFRF) ..	1,343,567	---	---
COVID-19 CARES Act - Community Development Block Grant (CDBG)	4,620	---	---
COVID-19 Emergency Rental Assistance Program	1,675	---	---
Community Development Block Grant (CDBG) - Recovery Housing Program	726	1,200	1,200
Community Development Block Grant (CDBG) - Super Storm Sandy	85,370	---	---
Community Development Block Grant - Tropical Storm Ida	19,810	---	---
Community Services Block Grant	20,995	23,213	23,213
Continuum of Care Program	1,748	4,000	4,000
Emergency Solutions Grants Program	4,971	4,500	4,500
Energy Efficiency Codes	---	14,000	---
Eviction Prevention Services	---	2,500	---
Family Self Sufficiency Program Coordinator	163	350	350
Lead Hazard Reduction	---	---	4,400
Low Income Home Energy Assistance Program	139,437	205,513	205,523
Mainstream 5	4,911	2,848	5,000
Moderate Rehabilitation Housing Assistance	2,757	10,711	10,711
National Affordable Housing - HOME Investment Partnerships	5,268	7,000	7,000

**SCHEDULE 2
FEDERAL REVENUES**
(thousands of dollars)

	-----Fiscal Year Ending June 30-----		
	2025	2026	2027
	Actual	Estimated	Estimated
National Housing Trust Fund	15,539	30,000	30,000
Section 8 Housing Voucher Program	386,698	370,000	390,000
Small Cities Block Grant Program	6,601	8,023	8,023
Weatherization Assistance Program	12,617	9,661	9,661
Various Federal Programs and Accruals	-26,863	---	---
Subtotal, Department of Community Affairs	<u>2,120,417</u>	<u>693,519</u>	<u>703,581</u>
Department of Corrections:			
Anti-Heroin Task Force	---	3,000	3,000
Defense Tactical Training	---	750	750
Diversity Training	---	250	250
Health, Safety and Wellness	---	2,500	2,500
Incarcerated Person Vocational Certifications	---	300	300
Offender Reentry	---	600	600
Promising Reentry	---	500	500
Special Investigations Division - Intelligence Technology	---	450	450
Special Operations Tactical Equipment	---	200	200
State Criminal Alien Assistance Program	4,145	7,000	7,000
Technology Enhancements	---	500	500
Various Federal Programs and Accruals	1,994	2,000	2,000
Subtotal, Department of Corrections	<u>6,139</u>	<u>18,050</u>	<u>18,050</u>
Department of Education:			
21st Century Schools	29,885	30,428	33,712
Bilingual and Compensatory Education - Homeless Children and Youth	2,833	3,100	3,317
Comprehensive Literacy State Development Grant	1	7,590	11,530
Elementary and Secondary School Emergency Relief Fund (ESSER) II - CRRSA Act	12,868	---	---
Elementary and Secondary School Emergency Relief Fund (ESSER) III - ARP Act	648,162	---	---
Every Student Succeeds Act - Consolidated Administration	4,868	6,792	6,989
Head Start Collaboration	184	276	276
Individuals with Disabilities Education Act Basic State Grant	452,233	444,999	459,332
Individuals with Disabilities Education Act Preschool Grants	13,648	12,750	13,150
Language Acquisition Discretionary Administration	27,026	29,250	31,785
Migrant Education - Administration/Discretionary	1,440	1,099	990
School-Based Mental Health Services Grant Program	2,643	4,000	---
State Assessments	9,826	8,749	9,221
Stronger Connections Grant Program	11,563	---	---
Student Support & Academic Enrichment State Grants	36,316	32,176	35,541
Supporting Effective Instruction State Grants	52,636	46,331	52,371
Title I - Grants to Local Educational Agencies	473,109	455,400	452,331
Title I - Part D, Neglected and Delinquent	1,449	1,584	1,881
Vocational Education - Basic Grants - Administration	30,855	29,999	29,084
Various Federal Programs and Accruals	19,754	3,271	1,197
Subtotal, Department of Education	<u>1,831,299</u>	<u>1,117,794</u>	<u>1,142,707</u>
Department of Environmental Protection:			
Air Pollution Maintenance Program	6,500	8,460	8,300
Artificial Reef Program - PSE&G/NJPDES Permit Fees	494	985	629
Atlantic Coastal Fisheries	432	405	405
Bat Habitat Conservation Plan	---	1,000	1,000
Beach Monitoring and Notification	300	700	350
BioWatch Monitoring	566	1,200	1,200
Boat Access (Fish and Wildlife)	---	1,000	---
Brownfields	1,340	2,763	2,763
Clean Diesel Retrofit	187	2,000	2,000
Clean Vessels	481	1,000	1,000
Clean Water State Revolving Fund	---	212,000	212,000
Coastal Zone Management Implementation	1,325	5,500	4,220
Community Assistance Program	385	700	529
Community Wildfire Defense Grant (CWDG)	265	500	500
Connecting Habitat Across New Jersey (CHANJ) Assessments	---	260	---
Consolidated Forest Management	527	914	914
Cooperative Technical Partnership	261	500	300
Drinking Water State Revolving Fund	2,075	262,500	262,500
Emerging Contaminants	---	67,000	67,000
Endangered Species	79	350	100
Endangered and Nongame Species Program State Wildlife Grants	1,360	1,070	525

**SCHEDULE 2
FEDERAL REVENUES**
(thousands of dollars)

	-----Fiscal Year Ending June 30-----		
	2025	2026	2027
	Actual	Estimated	Estimated
Environmental Watershed Program - Blue Acres Ida Buyouts	---	5,680	1,025
Fish and Wildlife Action Plan	---	135	135
Fish and Wildlife Health	511	600	300
Forest Legacy	---	4,245	---
Forest Resource Management - Cooperative Forest Fire Control	403	1,600	1,110
Habitat Conservation Plan for Protected Species	---	---	321
Hazardous Waste - Resource Conservation Recovery Act	4,078	4,880	3,732
Historic Preservation Survey and Planning	1,196	1,500	1,500
Hunters' and Anglers' License Fund	10,260	12,296	9,144
Land and Water Conservation Fund	1,314	54,000	38,000
Landscape Restoration	131	320	320
Liberty State Park Ecosystem Restoration (IHA)	---	10,000	---
Marine Fisheries Investigation and Management	1,156	1,930	1,930
Multimedia	---	700	600
NJ - GIS Conservation Tools and Technical Guidance	1,010	570	525
NJ Outdoor Heritage Program	2,120	300	400
National Coastal Wetlands Conservation	70	3,500	---
National Dam Safety Program (FEMA)	58	550	175
National Estuary Program - Coastal Watershed Grant Program	---	220	---
National Fish and Wildlife Foundation Delaware River Program	---	200	---
National Geologic Mapping Program	121	304	172
National Infrastructure Investments	---	750	---
National Recreational Trails	1,544	2,300	2,000
New Jersey Atlantic and Shortnose Sturgeon	59	365	172
New Jersey's Landscape Project	1,017	990	650
Nonpoint Source Implementation (319H)	4,998	4,264	3,700
Particulate Monitoring Grant	130	1,000	574
Pesticide Technology	479	500	500
Preliminary Assessments/Site Inspections	811	1,300	963
Radon Program	724	500	500
Readiness and Environmental Protection Integration Infrastructure Resilience and Natural Resource Enhancements	2,118	---	---
Recovery Land Acquisition	---	2,500	---
Remedial Planning Support Agency Assistance	277	1,000	500
Restoring Oyster Reef Habitat in the Mullica River - Great Bay Estuary	---	1,300	---
Superfund Grants	21	5,030	30
Underground Storage Tank Program Standard Compliance Inspections	636	1,005	546
Underground Storage Tanks	1,618	1,531	1,531
Urban and Community	129	17,000	---
Water Infrastructure Improvements for the Nation	419	1,000	600
Water Monitoring and Planning	---	1,500	1,760
Water Pollution Control Program	4,015	4,787	4,675
Wildfire Risk Reduction	32	390	390
Wildlife Management Area Conservation Program	---	200	200
Wildlife and Sport Fish Restoration Outreach	537	872	325
Wildlife and Sport Fish Restoration Partnership Exhibit Development	40	600	325
Various Federal Programs and Accruals	6,592	7,668	3,167
Subtotal, Department of Environmental Protection	65,201	732,689	648,732
Department of Health:			
Abstinence Education - Family Health Services (FHS)	1,321	1,900	1,900
Behavioral Risk Factor Surveillance Survey	811	1,700	1,700
Bioterrorism Hospital Emergency Preparedness	4,232	14,813	14,813
Birth Defects Surveillance Program	221	508	508
Breast and Cervical Cancer Early Detection Program	4,318	5,875	5,875
Breastfeeding Peer Counseling	2,091	4,000	4,000
COVID-19 Detection and Mitigation Confinement Facilities	1,543	---	---
COVID-19 ELC Advanced Molecular Detection 2	320	---	---
COVID-19 ELC Data Modernization Implementation Planning 2	154	---	---
COVID-19 ELC Electronic Test Orders and Results	619	---	---
COVID-19 ELC Enhanced Detection Expansion	70,191	---	---
COVID-19 ELC H5N1	43	---	---
COVID-19 ELC Homeless	205	---	---
COVID-19 ELC Jamestown Canyon Virus Disease	199	---	---
COVID-19 ELC National Wastewater Surveillance System 2	1,075	---	---
COVID-19 ELC New AMD Technologies	929	---	---

**SCHEDULE 2
FEDERAL REVENUES**
(thousands of dollars)

	-----Fiscal Year Ending June 30-----		
	2025	2026	2027
	Actual	Estimated	Estimated
COVID-19 ELC Strengthening Healthcare Associated Infections and Antimicrobial Resistance Program 2	1,310	---	---
COVID-19 ELC Strike Teams	4,794	---	---
COVID-19 Enhancing Laboratory Capacity	614	---	---
COVID-19 Immunization & Vaccines	21,085	---	---
COVID-19 Public Health Disparities among Population Health	1,953	---	---
COVID-19 Public Health Infrastructure Grant, Data Modernization Laboratory Data Exchange	7	---	---
COVID-19 Public Health Workforce	17,117	---	---
COVID-19 Strengthening STD Prevention	3,160	---	---
Chronic Disease Prevention and Health Promotion	1,427	3,525	3,525
Clinical Laboratory Improvement Amendments Program	545	925	925
Comprehensive AIDS Resources Grant	38,371	47,311	47,311
Conformance with the Manufactured Food Regulatory Program Standards	336	522	522
Early Hearing Detection and Intervention (EHDI) Tracking, Research	98	315	315
Early Intervention for Infants and Toddlers with Disabilities (Part C)	12,481	14,517	14,517
Emergency Medical Services for Children (EMSC) Partnership Grants	150	235	235
Emergency Preparedness for Bioterrorism	15,889	29,581	29,581
Epidemiology and Laboratory Capacity - Affordable Care Act	2,141	6,510	6,510
Federal Lead Abatement Program	245	1,000	1,000
First Responders CARA	862	1,000	1,000
Food Inspection	443	750	750
HIV/AIDS Prevention and Education Grant	13,928	20,974	20,974
Heart Disease	1,120	1,500	1,500
Hospital Preparedness Program H5N1 Supplemental	300	2,200	2,200
Housing Opportunities for Incarcerated Persons with AIDS	---	1,150	1,150
Housing Opportunities for Persons with AIDS	1,699	2,200	2,200
Immunization Project	10,171	30,840	30,840
Immunization Supplement for NJIIS	2,264	3,000	3,000
Immunization Supplemental for Ukrainian Population	---	200	200
Lab Biomonitoring Program - Impact of Biohazards on New Jersey Citizens	684	1,550	1,550
Maternal and Child Health Block Grant	12,812	13,832	13,832
Maternal, Infant and Early Childhood Home Visiting Program	13,888	13,964	13,964
Medical Reserve Corps - STTRONG	546	1,875	1,875
Medicare/Medicaid Inspections of Nursing Facilities	14,368	19,850	19,850
Morbidity and Risk Behavior Surveillance	1,094	1,271	1,271
NJ Sickle Cell Data Collection (SCDC) Program	308	500	500
National HIV/AIDS Behavioral Surveillance	781	1,012	1,012
New Jersey Childhood Lead	517	730	730
New Jersey Food Testing Program - Food Safety and Defense	845	945	945
New Jersey Personal Responsibility Education Program	1,098	1,778	1,778
New Jersey Plan for Private Well Programs	306	275	276
New Jersey State Maternal Health Innovation Program	2,021	3,084	3,084
Oral Health Grant	312	617	617
Overdose Data to Action in States	3,797	6,594	6,594
Partnership Ending HIV in Essex & Hudson	4,057	---	---
Pediatric AIDS Health Care Demonstration Project	2,221	3,305	3,305
Pediatric Mental Health Care	681	2,750	2,750
Pregnancy Risk Assessment Monitoring System	151	750	750
Preventative Health and Health Services Block Grant	4,855	15,500	15,500
Prevention & Public Health Fund - Immunization and Vaccines for Children	2,327	17,650	17,650
Prevention and Management of Diabetes, Heart Disease and Stroke	1,263	2,100	2,100
Public Health Crisis H5N1	---	1,500	1,500
Public Health Crisis MPOX	232	1,150	1,150
Public Health Crisis Response	---	25,401	25,401
Public Health Crisis Response to COVID-19	148	985	985
Public Health Emergency Response: COVID-19 Cooperative Agreement	46,134	---	---
Rape Prevention and Education Program	677	1,800	2,810
Ryan White Part B - Supplemental	5,287	7,000	7,000
STOP School Violence Program	---	1,118	1,118
Senior Farmers' Market Nutrition Program	886	11,000	11,000
State Newborn Screening System Priorities Program	214	430	430
Strengthening Public Health (Strategy A2)	1,959	9,000	9,000
Strengthening Public Health (Strategy A3)	181	3,000	3,000
Supplemental Food Program - Women, Infants, and Children (WIC)	224,229	318,000	318,000
Tobacco Age of Sale Enforcement (TASE)	1,540	2,400	2,400
Tuberculosis Control Program	3,263	5,290	5,290
Venereal Disease Project	2,033	3,095	3,095

**SCHEDULE 2
FEDERAL REVENUES**
(thousands of dollars)

	-----Fiscal Year Ending June 30-----		
	2025	2026	2027
	Actual	Estimated	Estimated
Viral Hepatitis Surveillance	371	450	450
Vital Statistics Component	1,635	1,498	1,498
Wisewoman Breast and Cervical Cancer Early Detection	590	750	750
Women, Infants, and Children (WIC) Farmers' Market Nutrition Program	1,035	8,200	8,200
Various Federal Programs and Accruals	18,298	12,116	11,819
Subtotal, Department of Health	618,426	721,166	721,880
Department of Human Services:			
9-8-8 State & Territory Improvement	460	8,000	8,000
Bipartisan Safer Communities Act Center for Mental Health Block Grants	1,001	3,001	3,001
Block Grant Mental Health Services	20,636	28,000	28,000
COVID-19 ARP - Build 9-8-8 Capacity	548	---	---
COVID-19 ARP - Mental Health Block Grant	4,686	---	---
COVID-19 ARP - Section 9817 Home and Community-Based Services (HCBS)	14,614	---	---
COVID-19 ARP - Substance Abuse Block Grant	9,511	---	---
COVID-19 ARP - Supportive Services	6,462	---	---
COVID-19 ARP - Title XX Elder Justice	2,917	---	---
COVID-19 Mental Health Block Grant Emergency Fund	11,269	---	---
COVID-19 SNAP - Administrative Expenses	204	---	---
COVID-19 Substance Abuse Block Grant Emergency Fund	14,361	---	---
COVID-19 Title III	14,918	---	---
Child Care Block Grant	246,786	258,760	258,760
Child Care Non-Disaster Discretionary	---	3,200	3,200
Child Support Enforcement Program	174,663	193,107	198,058
Developmental Disabilities Council	2,216	1,699	1,709
National Family Caregiver Program	5,969	5,500	5,500
New Jersey Money Follows the Person	12,908	16,190	16,190
New Jersey State Opioid Response	56,015	73,000	73,000
Older Americans Act - Title III	44,999	42,450	42,450
Program Integration of Primary and Behavioral Health Care	1,859	2,200	2,200
Projects for Assistance in Transition from Homelessness (PATH)	1,667	2,511	2,511
Refugee Resettlement Program	1,499	29,500	29,500
Social Services Administration	---	41,310	41,310
Strategic Prevention Framework	696	2,486	2,486
Substance Use Prevention, Treatment, and Recovery Services Block Grant	53,718	52,009	52,009
Summer-EBT Administration	2,400	2,500	2,500
Summer-EBT Benefits	76,734	100,000	100,000
Supplemental Nutrition Assistance Program	197,202	239,900	239,900
Supplemental Nutrition Assistance Program - Education	9,887	12,000	12,000
Supplemental Nutrition Assistance Program - Fraud Grant	---	1,000	1,000
Supplemental Nutrition Assistance Program Research and Training Grant	29	3,000	3,000
Temporary Assistance for Needy Families Block Grant	402,698	530,583	530,583
Title XIX Child Residential	100,022	129,852	139,852
Title XIX Community Care Program	1,331,204	1,467,880	1,552,915
Title XIX ICF/IDD	255,452	263,300	275,878
Title XIX Medical Assistance	13,355,938	16,591,692	17,365,592
Title XXI Children's Health Insurance Program	775,484	911,059	1,042,332
Traumatic Brain Injury State Partnership Program	203	260	260
United States Department of Agriculture Older Americans	2,487	2,350	2,350
Vocational Rehabilitation Act, Section 120	19,601	17,345	17,345
Various Federal Programs and Accruals	94,310	9,080	9,080
Subtotal, Department of Human Services	17,328,233	21,044,724	22,062,471
Department of Labor and Workforce Development:			
Apprenticeship State Expansion	978	---	1,500
Assistive Technology	468	750	650
Current Employment Statistics	1,811	2,417	2,417
Disability Determination Services	69,188	77,106	77,106
Disabled Veterans' Outreach Program	3,494	4,200	5,000
Employment Services	24,433	26,921	26,000
Employment Services Grants - Alien Labor Certification	522	916	916
Fidelity Bonding	30	---	---
Independent Living	467	700	700
Industry Partnerships	---	3,000	---
Jersey Job Clubs	---	3,000	---
Local Veterans' Employment Representatives	629	1,800	---
National Council on Aging - Senior Community Services Employment Project	2,195	4,048	3,000

**SCHEDULE 2
FEDERAL REVENUES**
(thousands of dollars)

	-----Fiscal Year Ending June 30-----		
	2025	2026	2027
	Actual	Estimated	Estimated
Occupational Safety Health Act - On-Site Consultation	1,101	2,703	2,703
One Stop Labor Market Information	973	1,020	1,020
Pandemic Emergency Unemployment Compensation Implementation	165	---	---
Pandemic Unemployment Assistance Implementation	352	---	---
Preschool Development	---	200	---
Preschool Development Grant Birth Five	1,753	---	---
Public Employees Occupational Safety and Health Act	977	3,998	4,939
Redesigned Occupational Safety and Health	316	400	396
Reemployment Eligibility Assessments - State Administration	7,110	25,135	25,135
Rehabilitation of Supplemental Security Income Beneficiaries	---	5,000	5,000
Supported Employment	68	975	550
Trade Adjustment Assistance Project	904	8,313	2,500
Unemployment Insurance	144,459	203,637	203,640
Unemployment Insurance Equity Grant	3,074	---	---
Vocational Rehabilitation Act of 1973	63,937	85,325	75,325
Work Opportunity Tax Credit	293	762	762
Work Opportunity Tax Credit Backlog Project	89	---	---
Workforce Innovation and Opportunity Act Supplemental Research and Evaluation	---	500	---
Workforce Investment Act	94,447	124,759	115,000
Workforce Investment Act - Adult and Continuing Education	24,593	18,809	21,395
Various Federal Programs and Accruals	13	1,803	103
Subtotal, Department of Labor and Workforce Development	448,839	608,197	575,757
Department of Law and Public Safety:			
Advancing the Use of Technology to Assist Victims of Crime	---	750	750
Anti-Methamphetamine	347	2,500	2,500
Body Cameras	---	2,500	2,500
Community Oriented Policing (COPS)	3,659	7,635	7,635
Community Policing Development	---	600	600
Community-Based Violence Intervention and Prevention Initiative	---	4,000	4,000
Connect & Protect	124	1,000	1,000
Crime Gun Intelligence Center	---	500	500
Disaster Assistance - COVID-19 Pandemic	333,893	---	---
Disaster Assistance - Other	38,799	---	---
Disaster Assistance - Super Storm Sandy	123,908	---	---
Emergency Management Performance Grant - Non Terrorism	5,396	10,500	10,500
Emergency Operation Center	277	---	---
Enhancement of Data Analysis Center	---	225	225
Fatality Analysis Reporting System (FARS)	259	---	---
Federal Nonprofit Security Grant Program - State	3,365	4,355	4,355
First Responder Comprehensive Addiction and Recovery Act (FR-CARA)	724	1,500	1,500
Flood Mitigation Assistance	6,326	28,000	28,000
Forensic DNA Laboratory	1,087	2,500	2,500
Hazardous Materials Transportation	350	1,500	1,500
High Priority Commercial Motor Vehicles Grant	419	2,500	2,500
Highway Traffic Safety	20,850	47,650	47,650
Homeland Security Grant Program	8,143	6,367	5,066
Improving Outcomes for Victims of Human Trafficking	---	2,000	2,000
Incident Command	2,741	4,000	4,000
Intellectual Property	72	450	450
Internet Crimes Against Children	561	2,000	2,000
Justice Assistance Grant (JAG)	---	5,000	5,000
Juvenile Justice Delinquency Prevention	401	1,300	1,300
Kevin & Avonte Program	24	1,000	1,000
Matthew Shepard and James Byrd, Jr. Hate Crimes Program	264	2,847	2,847
Medicaid Fraud Unit	4,640	9,875	9,875
Missing and Unidentified Human Remains	---	1,000	1,000
National Crime Statistics Exchange	---	2,000	2,000
National Criminal History Program - Office of the Attorney General	---	2,900	2,900
Non-Motorized Safety	412	2,200	2,200
Opioids	1,605	10,346	10,346
Paul Coverdell National Forensic Science Improvement (Competitive)	---	900	900
Paul Coverdell National Forensic Science Improvement (Formula)	331	650	650
Port Security	1,002	4,000	4,000
Postconviction Testing of DNA Evidence	125	500	500
Pre-Disaster Mitigation Congressional Community Grant	1,947	---	---
Pre-Disaster Mitigation Grant (Competitive)	2,722	10,000	10,000

**SCHEDULE 2
FEDERAL REVENUES**
(thousands of dollars)

	-----Fiscal Year Ending June 30-----		
	2025 Actual	2026 Estimated	2027 Estimated
Prescription Drug Monitoring Program	1,702	2,000	2,000
Preventing & Addressing Hate	---	750	750
Preventing Wrongful Convictions	---	250	250
Prison Rape Elimination Act Reallocation Funds Program	---	125	125
Prosecuting Cold Cases Using DNA	---	500	500
Recreational Boating Safety	---	4,800	4,800
Regional Catastrophic Preparedness Grant	49	---	---
Residential Treatment for Substance Abuse	---	500	500
STOP School Violence Prevention Program	4	650	650
Sex Offender Registration and Notification Act (SORNA)	292	725	725
Sexual Assault Kit Initiative	530	5,000	5,000
State Crisis Intervention Program	---	5,400	5,400
State and Local Cybersecurity Grant Program	6,402	1,701	---
Targeted Violence and Terrorism Prevention	---	750	750
Training for Juvenile Prosecution	---	225	225
UASI Nonprofit Security Grant Program (NSGP)	16,112	32,889	32,889
Urban Area Security Initiative (UASI)	21,209	16,723	13,929
Urban Search and Rescue	1,576	10,500	10,500
Victim Assistance Grants	50,524	38,750	38,750
Victim Centered Law Enforcement Training	---	250	250
Victim Compensation Award	11,193	12,000	12,000
Victims of Crime Act - Building State Technology	---	300	300
Victims of Crime Act - Training Discretionary	---	1,000	1,000
Violence Against Women Act - Criminal Justice	4,633	4,400	4,400
Various Federal Programs and Accruals	-193,452	6,727	6,727
Subtotal, Department of Law and Public Safety	485,547	334,465	328,669
Department of Military Affairs:			
Antiterrorism Program Manager	55	225	255
Armory Renovations and Improvements	1,348	9,071	9,251
Army Facilities Service Contracts	5,225	9,104	9,325
Army National Guard Electronic Security System	304	674	700
Army National Guard Statewide Security Agreement	1,133	998	998
Army Training and Technology Lab	170	391	391
Atlantic City Air Base Environmental	35	198	224
Atlantic City Air Base Operations and Maintenance	35	334	349
Atlantic City Air Base Service Contracts	752	3,195	3,300
Atlantic City Air Base Sustainment, Restoration and Modernization	658	2,780	2,780
Dining Facility Operations	311	600	750
Facilities Support Contract	21,750	26,530	26,695
Federal Distance Learning Program	155	567	567
Firefighter/Crash Rescue Service Cooperative Funding Agreement	627	3,475	4,025
Hazardous Waste Environmental Protection Program	1,525	3,459	2,887
Lakehurst Readiness Center	2,952	---	---
McGuire Air Force Base Operations and Maintenance	204	399	399
McGuire Air Force Base Service Contracts	593	2,137	2,652
McGuire SRM (Sustainment, Restoration and Modernization)	363	13,000	1,000
Mental Health Training	---	250	250
National Guard Maintenance Shop	---	35,000	---
National Guard Support Services	1,458	---	---
National Guard Yellow Ribbon	---	120	---
New Jersey National Guard ChalleNGe Youth Program	5,487	6,250	7,500
Newark Armory Design	---	4,000	---
Training and Equipment - Pool Sites	1,078	1,239	1,353
Various Federal Programs and Accruals	388	2,391	1,996
Subtotal, Department of Military Affairs	46,606	126,387	77,647
Department of State:			
AmeriCorps Grants	4,617	9,500	9,500
COVID-19 ARP Tourism Grant	5,016	---	---
Electronic Ballot Delivery Modifications	---	168	168
Foster Grandparent Program	465	910	910
Gaining Early Awareness and Readiness for Undergraduate Programs (GEAR UP)	4,437	5,000	5,000
Help America Vote Act	1,000	1,272	1,272
John R. Justice Grant Program	74	175	175
National Endowment for the Arts Partnership	3,219	1,195	1,195
State Trade and Export Promotion Program	148	1,400	1,400

**SCHEDULE 2
FEDERAL REVENUES**
(thousands of dollars)

	-----Fiscal Year Ending June 30-----		
	2025	2026	2027
	Actual	Estimated	Estimated
Various Federal Programs and Accruals	-1,779	---	---
Subtotal, Department of State	<u>17,197</u>	<u>19,620</u>	<u>19,620</u>
Department of Transportation:			
Airport Fund	568	5,000	5,000
Boating Infrastructure Program (New Jersey Maritime Program)	2	3,000	3,000
Commercial Drivers' License Program	891	4,500	4,500
Development and Implementation Grant - Federal Transit Administration	1,199	2,000	2,000
Federal Transit Administration - Liberty Park Ferry	---	16,000	16,000
Highway Safety Programs	---	19,000	19,000
Maritime Program	---	20,000	20,000
Motor Carrier Safety Assistance Program	10,262	13,950	13,950
National Coastal Wetlands Program	---	1,500	1,500
SMART Grants Program	457	2,000	2,000
Various Federal Programs and Accruals	-12,129	---	---
Subtotal, Department of Transportation	<u>1,250</u>	<u>86,950</u>	<u>86,950</u>
Department of the Treasury:			
Broadband Equity Access and Development Program	1,761	---	---
Inflation Reduction Act - Home Electrification and Appliance Rebates	---	69,000	---
Inflation Reduction Act - Home Energy Rebates	---	69,000	---
Pipeline Safety	1,831	3,150	3,150
Preventing Outages and Enhancing the Resilience of the Electric Grid	---	12,828	12,828
State Energy Conservation Program	1,651	1,474	1,474
Various Federal Programs and Accruals	-371	---	---
Subtotal, Department of the Treasury	<u>4,872</u>	<u>155,452</u>	<u>17,452</u>
Department of Veterans Affairs:			
Boiler Replacement	---	---	425
Fairmount and Arlington Cemetery Upkeep	---	460	---
Medicare Part A Receipts for Resident Care and Operational Costs	6,288	12,000	12,000
Menlo Park Elevator	---	1,200	1,700
Menlo Park HVAC Renovation	---	2,145	2,600
Menlo Park Room Conversion	---	23,425	25,000
Paramus Elevator	---	1,200	1,500
Paramus Rooftop AC Units	---	1,100	3,100
Paramus Room Conversion	---	17,650	19,000
Veterans' Education Monitoring	663	923	1,139
Various Federal Programs and Accruals	14,252	---	---
Subtotal, Department of Veterans Affairs	<u>21,203</u>	<u>60,103</u>	<u>66,464</u>
The Judiciary:			
Various Federal Programs and Accruals	890	1,325	1,325
<i>Total Federal Revenues</i>	<u>23,973,240</u>	<u>27,244,553</u>	<u>28,001,814</u>

**SCHEDULE 2
OTHER REVENUES**
(thousands of dollars)

	-----Fiscal Year Ending June 30-----		
	2025 Actual	2026 Estimated	2027 Estimated
Revolving:			
Department of Community Affairs:			
Administration and Support Services	258	350	350
Liquid Petroleum Gas Education and Safety Board	409	500	500
Uniform Construction Code	20,243	20,000	20,000
Various Revolving Funds	33	---	---
Subtotal, Department of Community Affairs	<u>20,943</u>	<u>20,850</u>	<u>20,850</u>
Department of Corrections:			
Culinary Arts Vocational Program	9	57	57
Farm Operations	12,404	13,000	13,000
State Use	9,474	7,050	5,900
Subtotal, Department of Corrections	<u>21,887</u>	<u>20,107</u>	<u>18,957</u>
Department of Education:			
Administration and Support Services	4,262	4,615	4,615
Department of Environmental Protection:			
Office of Information Resource Management Assessment Funds	4,415	4,400	4,400
Pesticide Control	4	---	---
Publicly-Funded Site Remediation and Response	165	---	---
Subtotal, Department of Environmental Protection	<u>4,584</u>	<u>4,400</u>	<u>4,400</u>
Department of Health:			
Administration and Support Services	18,395	15,311	17,854
Laboratory Services	12,532	13,145	13,145
Subtotal, Department of Health	<u>30,927</u>	<u>28,456</u>	<u>30,999</u>
Department of Human Services:			
Income Maintenance Management	7,565	8,600	8,600
Department of Labor and Workforce Development:			
Administration and Support Services	376	2,500	4,500
Department of State:			
Museum Services	28	30	35
State Archives	271	276	276
Subtotal, Department of State	<u>299</u>	<u>306</u>	<u>311</u>
Department of Transportation:			
Administration and Support Services	131	140	140
Fuel Services	13,659	18,000	18,000
Subtotal, Department of Transportation	<u>13,790</u>	<u>18,140</u>	<u>18,140</u>
Department of the Treasury:			
Adjudication of Administrative Appeals	1,390	1,400	1,500
Automotive Services	98,102	30,697	30,697
Capitol Post Office	2,375	2,756	2,756
Printing Services	2,422	3,193	3,193
Property Management and Construction - Construction Management Services	21,217	7,600	8,075
Public Information Services	1,575	1,795	1,795
Purchasing and Inventory Management	52,025	51,877	51,877
Records Management Microfilm Unit Revolving Fund	831	400	400
Subtotal, Department of the Treasury	<u>179,937</u>	<u>99,718</u>	<u>100,293</u>
<i>Total Revolving</i>	<u>284,570</u>	<u>207,692</u>	<u>211,665</u>
Total Other Revenues General Fund	<u>31,288,686</u>	<u>36,508,116</u>	<u>37,359,703</u>

**SCHEDULE 2
OTHER REVENUES**
(thousands of dollars)

	-----Fiscal Year Ending June 30-----		
	2025 Actual	2026 Estimated	2027 Estimated
SPECIAL TRANSPORTATION FUND			
Department of Transportation:			
Transportation Trust Fund - Federal Highway Administration	1,324,717	2,389,780	1,625,847
Transportation Trust Fund - Local Highway Funds	410,150	400,000	430,000
Transportation Trust Fund - Public Transportation	622,140	767,000	782,000
Transportation Trust Fund - State Highway Funds	1,107,952	833,000	848,000
<i>Total Special Transportation Fund</i>	<u>3,464,959</u>	<u>4,389,780</u>	<u>3,685,847</u>
TOTAL OTHER REVENUES	<u>34,753,645</u>	<u>40,897,896</u>	<u>41,045,550</u>

**SCHEDULE 3
EXPENDITURES BUDGETED**
(thousands of dollars)

	-----Fiscal Year Ending June 30-----		
	2025 Actual	2026 Estimated	2027 Estimated
GENERAL FUND			
Legislative Branch			
Senate	15,546	18,690	18,690
General Assembly	25,078	25,208	25,208
Office of Legislative Services	51,071	55,434	55,272
Legislative Commissions	6,094	6,217	5,889
State Capitol Joint Management Commission	14,701	21,696	15,196
Subtotal, Legislative Branch	112,490	127,245	120,255
Executive Branch			
Chief Executive	11,486	14,745	14,745
Department of Agriculture	127,657	196,273	100,230
Department of Banking and Insurance	75,215	67,251	79,417
Department of Children and Families	1,506,655	1,520,717	1,491,937
Department of Community Affairs	281,567	465,620	228,978
Department of Corrections	1,156,349	1,330,488	1,322,775
Department of Education	4,830,794	5,033,890	3,939,045
Department of Environmental Protection	684,045	659,206	508,648
Department of Health	1,305,904	1,534,124	1,421,914
Department of Human Services	8,421,456	9,179,494	10,088,978
Department of Labor and Workforce Development	289,984	218,311	210,136
Department of Law and Public Safety	1,054,591	942,590	932,753
Department of Military Affairs	9,537	11,311	12,946
Department of State	2,162,058	2,136,393	1,937,279
Department of Transportation	1,616,898	2,528,421	2,594,147
Department of the Treasury	1,666,514	1,582,065	1,486,376
Department of Veterans Affairs	122,621	130,246	140,906
Miscellaneous Commissions	990	994	994
Subtotal, Executive Branch	25,324,321	27,552,139	26,512,204
Interdepartmental Account			
Inter-Departmental Services	779,981	865,379	826,061
Employee Benefits	6,196,981	6,495,890	6,813,301
Other Interdepartmental Accounts	634,552	190,110	50,525
Salary Increases and Other Benefits	8,752	11,000	231,900
Subtotal, Interdepartmental Account	7,620,266	7,562,379	7,921,787
Judicial Branch			
The Judiciary	832,000	961,641	961,141
Total General Fund	33,889,077	36,203,404	35,515,387
PROPERTY TAX RELIEF FUND			
Department of Agriculture	26,597	38,863	30,863
Department of Community Affairs	312,796	819,212	886,324
Department of Corrections	39,135	1,050	1,050
Department of Education	16,226,140	16,564,902	17,882,506
Department of Environmental Protection	7,603	2,700	2,700
Department of Human Services	259,684	283,157	330,657
Department of Law and Public Safety	9,000	1,000	1,000
Department of State	4,926	4,676	4,676
Department of Transportation	350,195	274,521	256,914
Department of the Treasury	4,728,460	4,445,747	4,717,838
Interdepartmental Accounts	14,232	14,236	14,206
Total Property Tax Relief Fund	21,978,768	22,450,064	24,128,734

**SCHEDULE 3
EXPENDITURES BUDGETED**
(thousands of dollars)

	-----Fiscal Year Ending June 30-----		
	2025 Actual	2026 Estimated	2027 Estimated
CASINO CONTROL FUND			
Department of Law and Public Safety	63,734	70,861	72,012
Department of the Treasury	7,717	9,068	9,313
<i>Total Casino Control Fund</i>	<i>71,451</i>	<i>79,929</i>	<i>81,325</i>
CASINO REVENUE FUND			
Department of Health	514	516	516
Department of Human Services	568,184	987,106	1,000,318
Department of Labor and Workforce Development	2,196	2,196	2,196
Department of Law and Public Safety	92	92	92
<i>Total Casino Revenue Fund</i>	<i>570,986</i>	<i>989,910</i>	<i>1,003,122</i>
GUBERNATORIAL ELECTIONS FUND			
Department of Law and Public Safety	38,288	25,480	---
GRAND TOTAL EXPENDITURES BUDGETED	56,548,570	59,748,787	60,728,568

SCHEDULE 4
EXPENDITURES NOT BUDGETED
(thousands of dollars)

	-----Fiscal Year Ending June 30-----		
	2025 Actual	2026 Estimated	2027 Estimated
GENERAL FUNDS			
Dedicated Funds			
Chief Executive	699	775	775
Department of Agriculture	7,821	9,570	9,783
Department of Banking and Insurance	726	726	726
Department of Children and Families	43,577	82,297	47,697
Department of Community Affairs	272,046	255,025	276,482
Department of Corrections	22,562	45,122	44,974
Department of Education	81,892	55,007	50,040
Department of Environmental Protection	105,580	195,474	177,529
Department of Health	376,832	335,655	340,128
Department of Human Services	3,308,920	4,553,481	4,588,417
Department of Labor and Workforce Development	302,751	483,576	506,055
Department of Law and Public Safety	290,111	339,617	344,768
Department of Military Affairs	697	2,350	1,850
Department of State	39,306	78,462	63,230
Department of Transportation	1,548,060	2,067,125	2,074,781
Department of the Treasury	354,299	463,670	526,949
Department of Veterans Affairs	152	5,671	6,671
Interdepartmental Accounts	1,960	358	358
The Judiciary	113,547	81,910	85,011
<i>Total Dedicated Funds</i>	<u>6,871,538</u>	<u>9,055,871</u>	<u>9,146,224</u>
Federal Funds			
Department of Agriculture	804,285	1,201,943	1,187,535
Department of Banking and Insurance	395	625	625
Department of Children and Families	823,741	825,939	863,369
Department of Community Affairs	1,484,246	693,519	703,581
Department of Corrections	145,032	18,945	18,945
Department of Education	1,077,119	1,117,794	1,142,707
Department of Environmental Protection	528,711	733,294	649,041
Department of Health	674,222	991,884	991,884
Department of Human Services	16,487,474	20,124,521	21,121,702
Department of Labor and Workforce Development	446,215	613,361	580,921
Department of Law and Public Safety	438,574	360,215	354,419
Department of Military Affairs	43,246	126,387	77,647
Department of State	24,625	19,120	19,120
Department of Transportation	48,772	57,450	57,450
Department of the Treasury	112,781	165,521	27,521
Department of Veterans Affairs	27,192	60,103	66,464
Interdepartmental Accounts	17,659	---	---
The Judiciary	122,284	133,932	138,883
<i>Total Federal Funds</i>	<u>23,306,573</u>	<u>27,244,553</u>	<u>28,001,814</u>
Revolving Funds			
Department of Community Affairs	29,159	20,850	20,850
Department of Corrections	22,612	20,107	18,957
Department of Education	4,270	4,615	4,615
Department of Environmental Protection	5,335	4,400	4,400
Department of Health	29,749	28,456	30,999
Department of Human Services	7,960	8,600	8,600
Department of Labor and Workforce Development	593	2,500	4,500
Department of State	200	306	311
Department of Transportation	13,653	18,140	18,140
Department of the Treasury	169,360	99,718	100,293
<i>Total Revolving Funds</i>	<u>282,891</u>	<u>207,692</u>	<u>211,665</u>
<i>Total Expenditures General Fund</i>	<u>30,461,002</u>	<u>36,508,116</u>	<u>37,359,703</u>
SPECIAL TRANSPORTATION TRUST FUND			
Department of Transportation	3,654,471	4,389,780	3,685,847
GRAND TOTAL EXPENDITURES NOT BUDGETED	<u>34,115,473</u>	<u>40,897,896</u>	<u>41,045,550</u>

The Annual Tax Expenditure Report

Pursuant to P.L.2009, c.189, the State must prepare, in time for the Governor's annual Budget Message, a report of all State tax expenditures made in the last completed fiscal year, the current fiscal year, and the fiscal year to which the Budget Message applies.

This year's Tax Expenditure Report is the seventeenth the State has issued. It includes expanded information on the objective or purpose of many tax expenditures and also includes several new categories of tax expenditures that were not part of previous reports.

The report may be accessed at:

<http://www.state.nj.us/treasury/taxation/taxexpenditurereport.shtml>