



State of New Jersey
DEPARTMENT OF HUMAN SERVICES
PO Box 700
TRENTON, NJ 08625-0700

CHRIS CHRISTIE
Governor

JENNIFER VELEZ
Commissioner

KIM GUADAGNO
Lt. Governor

August 2, 2010

Honorable Paul Sarlo, Chair
Senate Budget and Appropriations
Committee
Senate Majority Office, State House
P.O. Box 099
Trenton, NJ 08625-0099

Honorable Nellie Pou, Chair
Assembly Appropriations Committee
Assembly Majority Office, State House
P.O. Box 098
Trenton, NJ 08625-0098

Dear Senator Sarlo and Assemblywoman Pou:

Enclosed is the Work First New Jersey (WFNJ) Quarterly Progress Update for the quarter ending December 2009.

This report reflects the current trend of clients receiving Temporary Assistance for Needy Families (TANF) and General Assistance (GA) benefits. During this quarter, an average of about 968 clients (TANF and GA combined) left WFNJ for employment each month. The average wage of TANF clients who became employed was \$9.65 per hour.

I welcome your comments on any of the issues discussed in this report. If you would like additional information, please contact me or Jeanette Page-Hawkins, Director of the Division of Family Development, at 609-588-2401.

Sincerely,

A handwritten signature in black ink, appearing to read "Jennifer Velez".

Jennifer Velez
Commissioner

JV:14

Enclosure

c: Jeanette Page-Hawkins
Andrew Hendry, Senate Democratic Office
James A. Harkness, Senate Republican Office
William Caruso, Assembly Democratic Office
Richard Wright, Assembly Republican Office
Lori O'Mara-Van Driesen, OLS, OPI



WORK FIRST NJ

Quarterly Progress Update December 2009

**NEW JERSEY DEPARTMENT OF
HUMAN SERVICES**

Division of Family Development

**Jeanette Page-Hawkins
Director**



***Jennifer Velez
Commissioner***



Work First New Jersey (WFNJ) Quarterly Progress Update

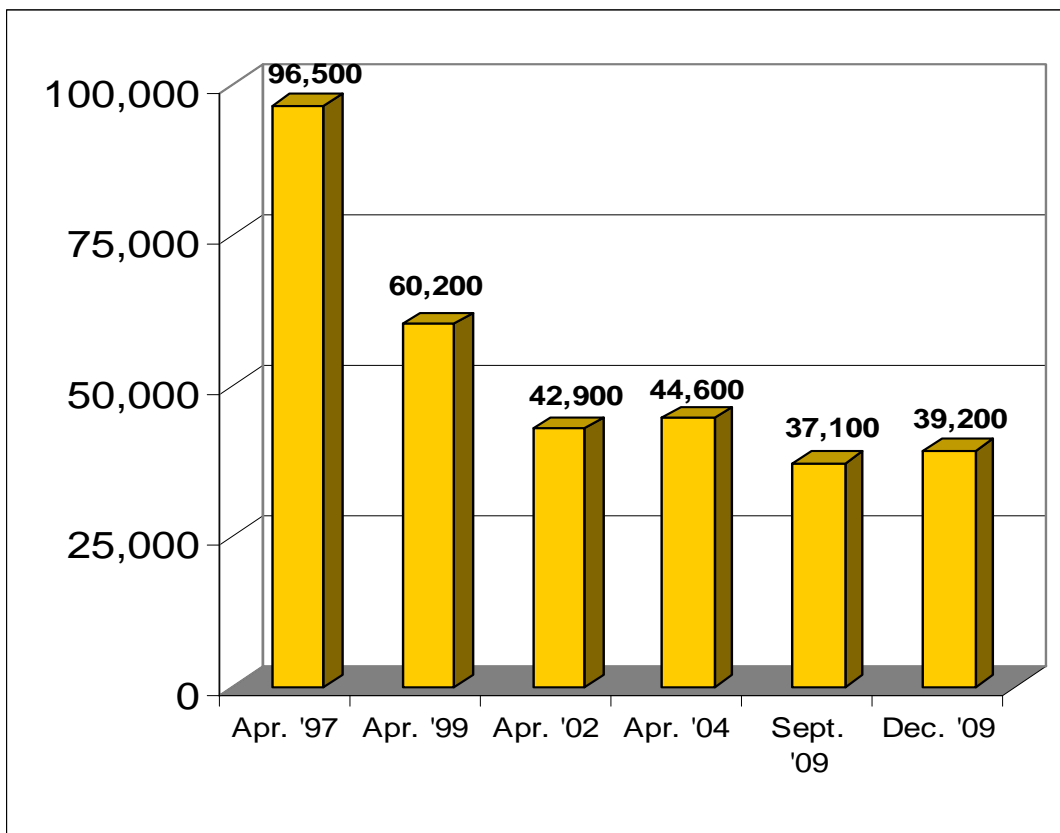
Quarter Ending December 2009

1. Work First NJ Caseload

•Temporary Assistance for Needy Families (TANF)

The number of families receiving WFNJ/TANF totaled approximately 39,200 as of December 2009, a slight increase from the September 2009 caseload.

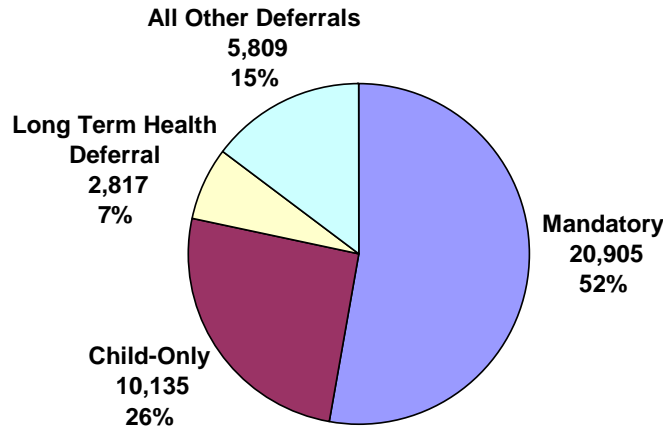
WFNJ TANF Caseload



•Client Deferrals and Exemptions

Of the total TANF caseload of 39,200, about 20,900 cases (52 percent) were those with adults in the household who must comply with WFNJ work requirements.

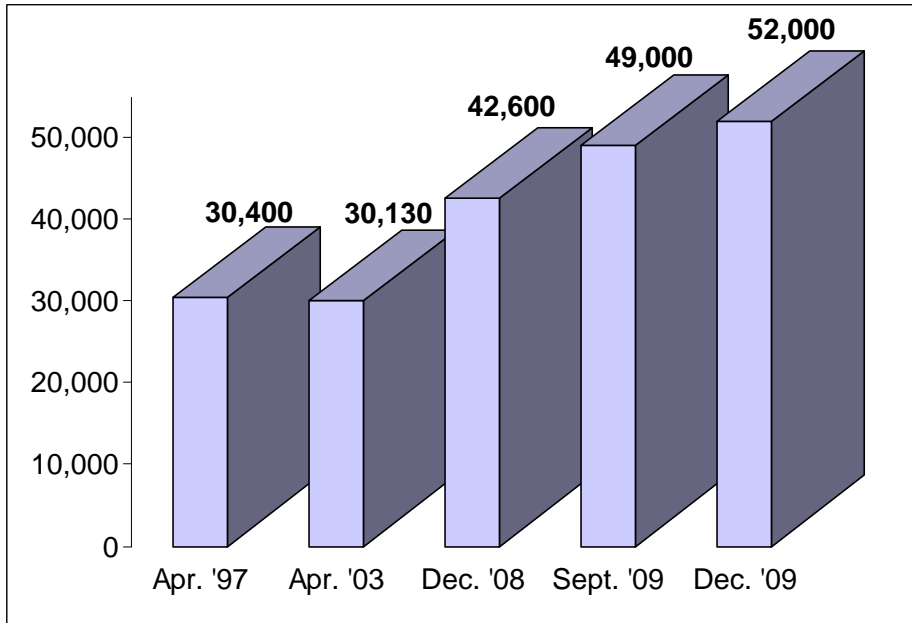
**WFNJ/TANF Caseload by Case Status
December 2009**



•General Assistance (GA)

As of December 2009, there were approximately 52,000 General Assistance (GA) persons aided in New Jersey, continuing an upward trend in this program.

WFNJ GA Persons Aided



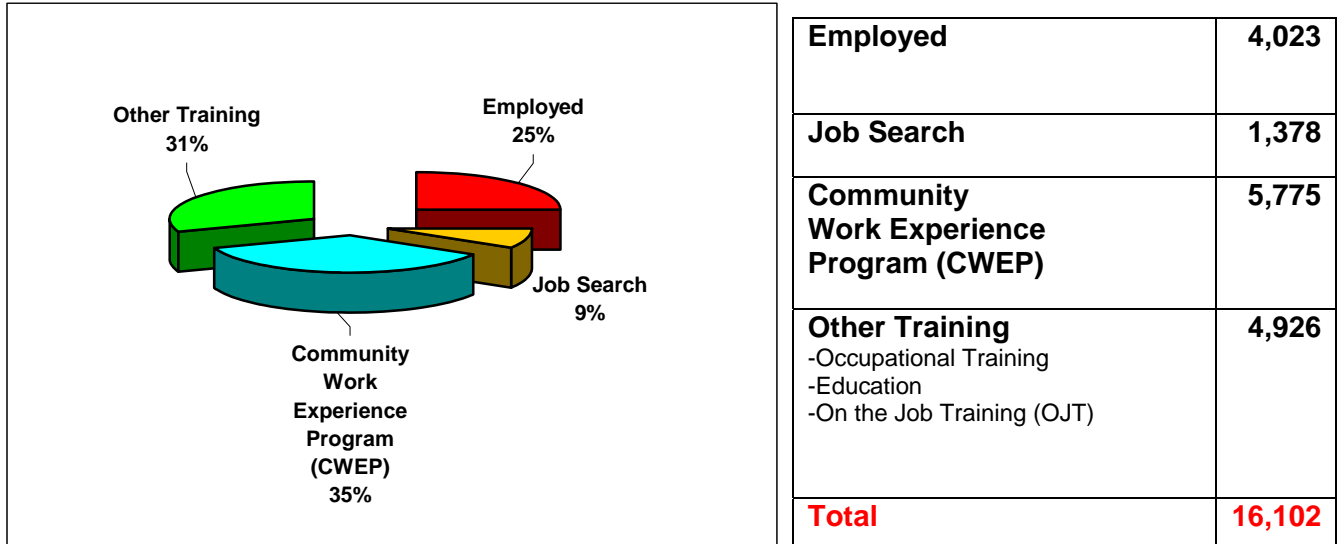
•Teenaged Welfare Recipients

Of the TANF population of 39,200 in December 2009, about 1,000 (2.5%) were teenaged recipients, aged 18 and 19, who were heads of their households.

2. Employment & Work Preparation

•Participation of WFNJ TANF Clients in Employment-Directed Activities

For the month of December 2009, TANF clients were engaged in more than 16,000 work activities. About 4,000 (25 percent) of these individuals had begun working but were still receiving a partial cash assistance payment, due to lower levels of income.

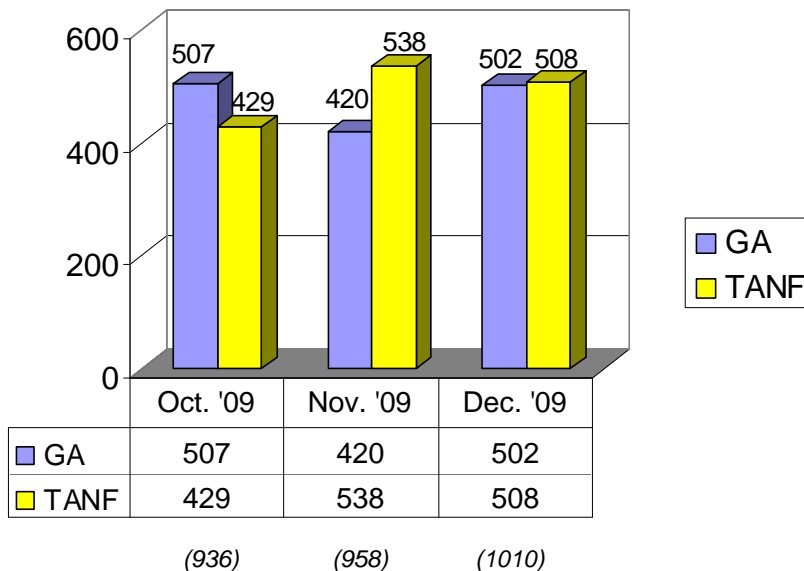


•Cases that met the Federal Participation Requirement

Of the people scheduled to participate in the work-directed activities, 5,465 participated at levels sufficient to satisfy federal requirements.

•Cases Closed Due to Employment

During the quarter, an average of about 968 WFNJ TANF and GA clients left welfare for employment each month.



•Major Reasons for TANF Case Closings

October to December 2009

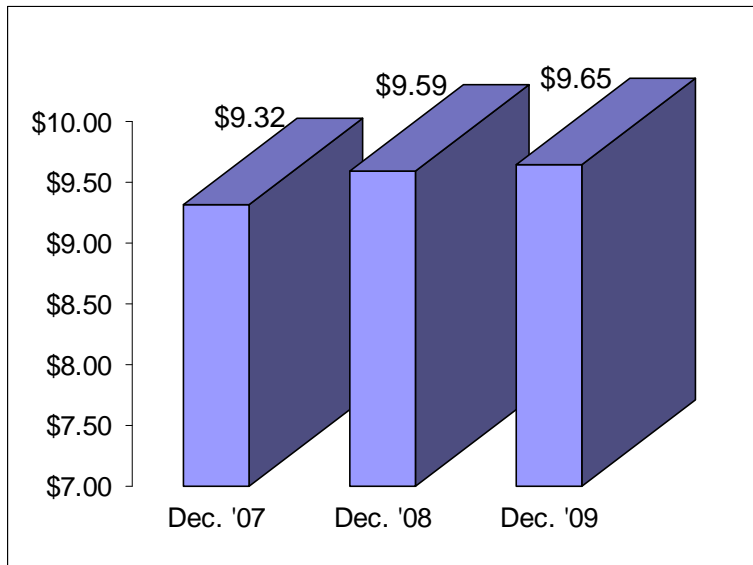
	Oct	Nov	Dec	Total
Due to Employment	429	538	508	1,475
No Eligible Children	183	201	176	560
No Redetermination	174	171	103	448
Moved Out of State	100	125	71	296
All Other Closed	1315	1,437	1,354	4,106
<i>(Unemployment Ins. Benefits)</i>	147	217	166	530
<i>(Recipient Withdrawal)</i>	130	141	129	400
<i>(Recipient Initiative)</i>	37	70	51	158
<i>(Moved to Another County)</i>	44	50	44	138
<i>(Unable to Verify Residence)</i>	57	62	48	167
<i>(Other Closed Cases)</i>	900	897	916	2,713
Total Closed Cases	2,201	2,472	2,212	6,885

About 21 percent of all TANF cases closed during the quarter were closed due to employment.

•Earnings of Former TANF Recipients

During the fourth quarter of 2009, WFNJ TANF recipients who were working were earning an average of \$9.65 per hour.

Average Hourly Wages of Former TANF Recipients



•Statewide Job Openings

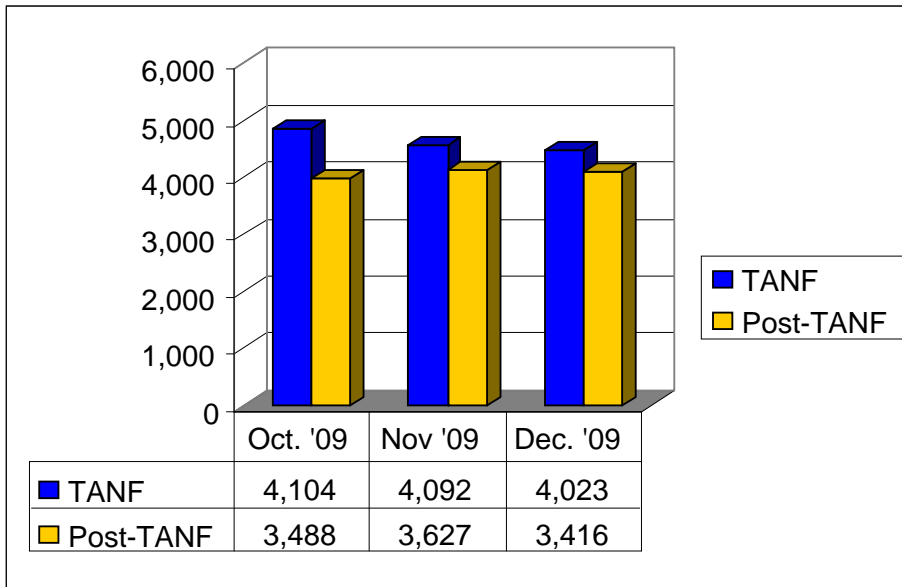
According to the NJ Department of Labor and Workforce Development, there were 69,633 job openings statewide during the period of January 1, 2009 through December 30, 2009. The majority of positions available were in the Administration and Support, Waste Management and Remediation category, followed by the Retail Trade and Manufacturing fields.

LWD statewide job openings	
Occupation	Openings
Admin. & Support, Waste Mgt. & Remediation	13,886
Retail Trade	6,740
Manufacturing	6,580
Health Care & Social Assistance	5,980
Professional, Scientific and Technical Services	5,248
Public Administration	4,555
Accommodation & Food Services	4,434
Arts, Entertainment & Recreation	3,214
Information	2,743
Transportation & Warehousing	2,073
Construction	1,771
Wholesale Trade	1,754
Finance & Insurance	1,749
Other Services	1,411
Educational Services	1,368
Agriculture, Forestry, Fishing, Hunting	773
Real Estate & Rental & Leasing	624
Utilities	480
Management of Companies & Enterprises	47
Mining	13
Total	65,443

3. Child Care

As of December 2009, about 4,000 WFNJ TANF clients were receiving child care benefits. Post-TANF child care benefits were issued to about 3,400 families who had become employed and were no longer receiving cash assistance.

WFNJ TANF Cases Receiving Child Care Benefits, December 2009



4. WFNJ Program Expenditures

The attached Appendix provides a summary of WFNJ program expenditures for the quarter.

NOTE: ALL CHARTS AND GRAPHS HAVE BEEN DEVELOPED BY THE DIVISION OF FAMILY DEVELOPMENT.

FOR FURTHER INFORMATION REGARDING CHARTS AND GRAPHS OR PROGRAM EXPENDITURES, PLEASE CONTACT JEANETTE PAGE-HAWKINS, DIRECTOR, AT 609-588-2401.

**THE DIVISION OF FAMILY DEVELOPMENT
WORK FIRST NEW JERSEY (WFNJ) EXPENDITURES
Quarter Ending December 31, 2009**

	Actual Dec 31, 2008	Actual Mar 31, 2009	Actual June 30, 2009	Actual Sept 30, 2009	Estimated Dec 31, 2009	TOTAL COSTS CY 2008 1/08 - 12/08	TOTAL COSTS SFY 2009 7/08 - 6/09	TOTAL COSTS CY 2009 1/09 - 12/09	TOTAL COSTS SFY 2010 7/09 - 6/10
(A) CASE MANAGEMENT									
TANF	\$10,184,522	\$8,649,151	\$8,725,180	\$8,145,833	\$8,926,171	\$37,095,194	\$36,254,978	\$34,446,336	\$17,072,004
Food Stamps/Able Bodied Adults W/O Dependents	\$3,689,464	\$3,858,188	\$4,258,002	\$3,921,284	\$3,931,735	\$13,922,197	\$15,171,992	\$15,969,208	\$7,853,018
GA	\$2,812,353	\$2,545,857	\$2,793,937	\$2,464,629	\$2,654,194	\$10,815,905	\$10,859,788	\$10,458,616	\$5,118,822
(B) SUPPLEMENTAL SERVICE									
Special Initiative	\$1,314,144	\$1,398,547	\$1,258,553	\$1,817,740	\$1,447,246	\$6,074,043	\$5,448,779	\$5,922,086	\$3,264,986
(C) CHILD CARE	\$24,161,552	\$24,639,079	\$25,165,871	\$26,556,067	\$25,130,642	\$100,709,099	\$100,931,530	\$101,491,659	\$51,686,710
(D) TRAINING RELATED EXPENSE, PARTICIPANT ALLOWANCE AND TRANSPORTATION BLOCK GRANT									
TANF	\$2,666,635	\$2,286,460	\$2,824,602	\$2,811,930	\$2,647,407	\$10,521,139	\$10,106,137	\$10,570,398	\$5,459,336
Food Stamps	\$784,629	\$691,659	\$1,188,711	\$829,027	\$873,506	\$2,824,594	\$3,307,692	\$3,582,904	\$1,702,534
GA	\$477,540	\$408,649	\$445,840	\$540,396	\$468,106	\$1,858,188	\$1,749,435	\$1,862,991	\$1,008,502
(E) DEPARTMENT OF LABOR AND WORK FORCE DEVELOPMENT - EMPLOYMENT AND TRAINING									
TANF	\$13,510,503	\$14,202,409	\$17,835,203	\$10,790,360	\$14,084,619	\$59,848,266	\$56,700,954	\$56,912,591	\$24,874,979
Food Stamps/Able Bodied Adults W/O Dependents	\$3,295,119	\$2,845,617	\$2,700,398	\$1,811,954	\$2,663,272	\$15,258,042	\$13,354,628	\$10,021,242	\$4,475,226
GA	\$2,121,113	\$2,011,254	\$1,931,980	\$1,238,426	\$1,825,693	\$13,486,554	\$12,451,449	\$7,007,352	\$3,064,119
(F) OMEGA SYSTEM	\$418,777	\$451,942	\$476,338	\$477,130	\$456,047	\$1,782,313	\$1,772,056	\$1,861,457	\$933,177
TOTAL EXPENDITURES	\$65,436,350	\$63,988,811	\$69,604,615	\$61,404,776	\$65,108,638	\$274,195,534	\$268,109,418	\$260,106,840	\$126,513,414

FOOTNOTES:

ACTUAL expenditures are subject to subsequent adjustment and reconciliation to be reflected on future reports.

ACTUAL expenditures for OMEGA SYSTEM have been revised to reflect actual expenditures.