



ESSEX CAMPUS ACADEMY
2016-2017


Grade Span 07-12

13-1387-020
ESSEX
ESSEX CO ED SERV COMM
369 PASSAIC AVENUE
FAIRFIELD, NJ 07004

The **2016-17 School Performance Reports** are designed to share school and district information collected by the New Jersey Department of Education directly with parents, educators, and communities. The Department believes that the greatest potential to improve school performance and student outcomes is through parents, educators, and community members working together. These reports seek to make that process easier by providing information that can help people to:

- **Learn more:** The School Performance Reports contain a wealth of data, going far beyond a school's test scores to include information about the staff working in a school, student discipline rates, and the sports and clubs offered.
- **Ask questions:** These reports can help start a conversation, but they cannot answer all the questions you might have about schools in your community. Use the contact information provided to engage with faculty and administrators at your schools to ask about the data you see in these reports.
- **Get involved:** Schools need help from parents and communities to help students succeed. Contact your school to find out about school board meetings or parent and community groups.

Navigating through the reports:

- Download this report to a PDF by clicking the  icon at the top of the page.
- Search for specific text or words in these reports by using the search box at the top of the page.
- The menu bar at the top of the page or the table of contents at the left of the screen can be used to move between sections of the report.
- The arrow buttons at the top left of the screen can be used to move between pages of the report.

Other Resources:

- Review the [Parent Summary Report](#) or the [district-level report](#) for this school.
- For more detailed information about the data in these reports, where it comes from, and how to use it: [Reference Guide](#) or [Interpretive Video](#).
- [Download the data](#) used in these reports.

- Want to give us feedback? Take our feedback survey: [surveylink](#)
- Questions about the reports? Contact us at reportcard@doe.nj.gov



**ESSEX CAMPUS ACADEMY
2016-2017**

Grade Span 07-12

13-1387-020
ESSEX
ESSEX CO ED SERV COMM
369 PASSAIC AVENUE
FAIRFIELD, NJ 07004

Footnotes

1. An "*" indicates that data is not displayed to protect student privacy; "N" indicates no data is available to display.
2. ** ESSA accountability targets are only included if data is available for at least 20 students.

Note: Additional footnotes may exist within the reports specific to certain data tables. In those instances, the footnotes will be displayed below the applicable table.



**ESSEX CAMPUS ACADEMY
2016-2017**

Grade Span 07-12

13-1387-020
ESSEX
ESSEX CO ED SERV COMM
369 PASSAIC AVENUE
FAIRFIELD, NJ 07004

Enrollment Trends by Grade

This table shows the number of students enrolled by grade for the past three school years. Ungraded students are students who are "on roll" but are educated in ungraded classrooms.

Grade	2014-15	2015-16	2016-17
PK	0	0	0
KG	0	0	0
1	0	0	0
2	0	0	0
3	0	0	0
4	0	0	0
5	0	0	0
6	0	0	0
7	0	0	0
8	0	0	0
9	0	8	12
10	0	3	8
11	0	7	8
12	0	4	7
Ungraded	0	8	4
Total	0	30	39

Enrollment Trends by Student Group

This table shows the percentage of students by student group for the past three school years. Data for some student groups was not available before 2016-17.

Student Group	2014-15	2015-16	2016-17
Female	0%	23%	26%
Male	0%	77%	74%
Economically Disadvantaged Students	0%	47%	54%
Students with Disabilities	0%	53%	49%
English Learners	0%	3%	3%
Homeless Students			10%
Students in Foster Care			0%
Military-Connected Students			0%
Migrant Students			0%

Enrollment by Racial and Ethnic Group

This table shows the percentage of students by racial and ethnic group.

Racial and Ethnic Group	% of Students
Black or African American	69.2%
Hispanic	25.6%
White	5.1%
American Indian or Alaska Native	0.0%
Asian	0.0%
Native Hawaiian or Pacific Islander	0.0%
Two or More Races	0.0%

PreK and K - Full Day and Half Day

This table shows the full day and half day enrollment for Pre-Kindergarten (PK) and Kindergarten (KG) students in this school.

Grade	2014-15	2015-16	2016-17
PK - Half Day	0	0	0
PK - Full Day	0	0	0
KG - Half Day	0	0	0
KG - Full Day	0	0	0

Enrollment by Home Language

This table shows the percentage of students by primary home language. Only the top 5 languages with at least 1% of students are shown. All other students are included in Other Languages.

Home Language	% of Students
English	76.9%
Spanish	20.5%
Haitian	2.6%



ESSEX CAMPUS ACADEMY
2016-2017

Grade Span 07-12

13-1387-020
ESSEX
ESSEX CO ED SERV COMM
369 PASSAIC AVENUE
FAIRFIELD, NJ 07004

This section shows information about student absences which provides important information about a school's culture and climate. In addition, research shows that student absences impact a child's ability to succeed in school. The New Jersey Department of Education selected chronic absenteeism as its measure of school quality and student success for the *ESSA* accountability plan. **Chronic absenteeism** is defined as being absent for 10% or more of the days enrolled during the school year. A student who is not present for any reason, excused, unexcused or for disciplinary action, is considered absent unless permitted by statute or regulation.

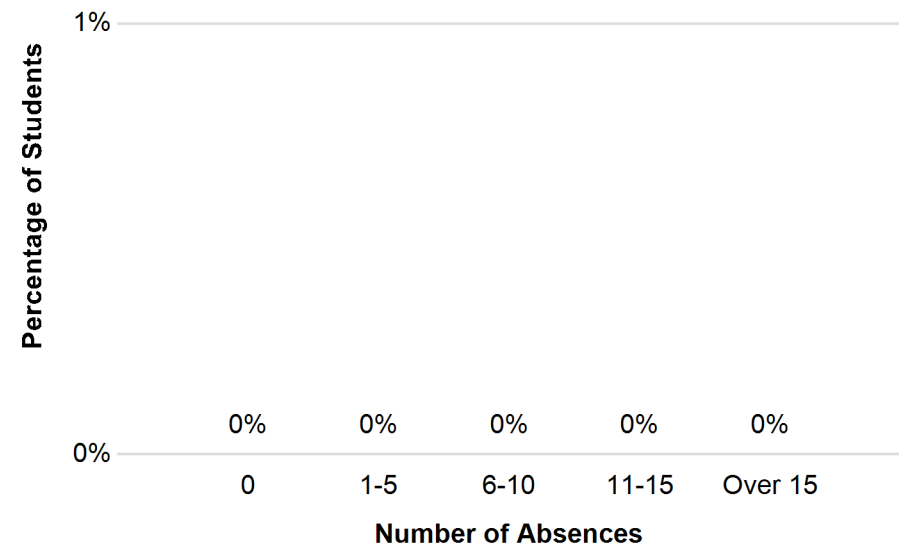
Chronic Absenteeism

This table shows the percentage of students in grades K-12 in the school and each student group who were chronically absent. This table also shows whether the school and each student group met the *ESSA* accountability targets for 2016-17.

Student Group	% Chronically Absent	2016-17 Target	Met 2016-17 Target
Schoolwide	N	N	N
White	N	N	N
Hispanic	N	N	N
Black or African American	N	N	N
Asian, Native Hawaiian, or Pacific Islander	N	N	N
American Indian or Alaska Native	N	N	N
Two or More Races	N	N	N
Economically Disadvantaged Students	N	N	N
Students with Disabilities	N	N	N
English Learners	N	N	N

Days Absent

The graph displays the percentage of K-12 students schoolwide by the number of days they were absent during the school year. An absence is defined as being 'not present' and includes both excused and unexcused absences.



** ESSA accountability targets are only included if data is available for at least 20 students.



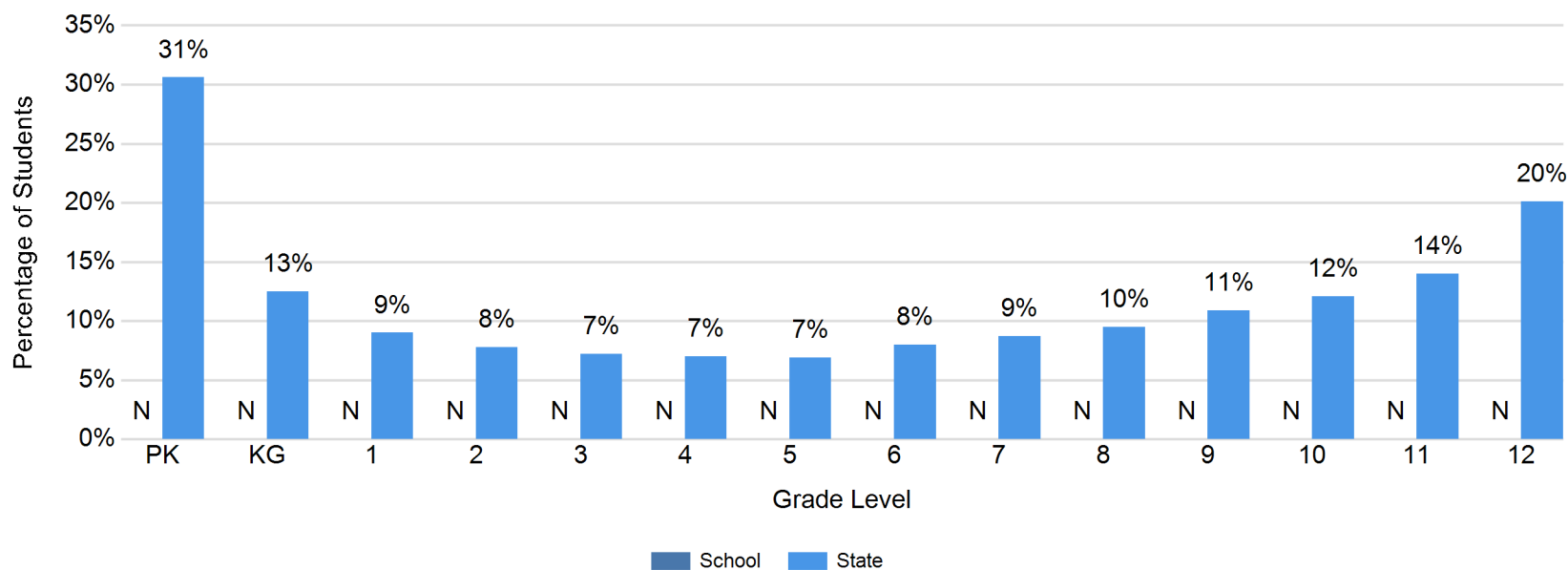
**ESSEX CAMPUS ACADEMY
2016-2017**

Grade Span 07-12

13-1387-020
ESSEX
ESSEX CO ED SERV COMM
369 PASSAIC AVENUE
FAIRFIELD, NJ 07004

Chronic Absenteeism by Grade

This graph shows the percentage of students in the school and across the state who were chronically absent for each grade level. **Chronic absenteeism** is defined as being absent for 10% or more of the days enrolled during the school year. A student who is not present for any reason, excused, unexcused or for disciplinary action, is considered absent unless permitted by statute or regulation.





ESSEX CAMPUS ACADEMY
2016-2017

Grade Span 07-12

13-1387-020
ESSEX
ESSEX CO ED SERV COMM
369 PASSAIC AVENUE
FAIRFIELD, NJ 07004

School Day

This table shows the start and end times and length of school day for a typical student at this school. **Instructional time** is the amount of time that a typical student was engaged in instructional activities under the supervision of a certified teacher.

Category	School
Typical Start Time	8:30AM
Typical End Time	2:30PM
Length of School Day	6 Hrs 0 Mins
Full Time - Instructional Time	6 Hrs. 0 Mins.
Shared Time - Instructional Time	*

Student Suspension Rate

This table shows the percentage of students who received one or more in-school suspensions, one or more out-of-school suspensions, and one or more suspensions of any type during the school year. Students receiving both in-school and out-of-school suspensions will be counted in all rows of the table. Students who received more than one suspension are counted only one time in each category below.

Suspension Types	% of Students
In-School Suspensions	10.3%
Out-of-School Suspensions	38.5%
Any Suspension	48.7%

Violence, Vandalism, HIB, and Substance Offenses

This table shows the number of incidents reported by type. A single incident may be counted under multiple incident types. The total unique incidents provides a non-duplicated count of incidents. The final row shows a rate of incidents for every 100 students enrolled in the school.

Incident Type	Number of Incidents
Violence	2
Vandalism	0
Weapons	0
Substances	2
Harassment, Intimidation, Bullying (HIB)	0
Total Unique Incidents	4
Incidents Per 100 Students Enrolled	10.26

Student Expulsions

This table shows the number of students who were expelled from the school during the school year. An expulsion is when a student is removed from a school and does not receive any further educational services during the school year.

Category	Number of Students
Expulsions	0


ESSEX CAMPUS ACADEMY
 2016-2017

Grade Span 07-12

 13-1387-020
 ESSEX
 ESSEX CO ED SERV COMM
 369 PASSAIC AVENUE
 FAIRFIELD, NJ 07004

Per-Pupil Expenditures (District Level)

This table shows the total current expenses for regular and special education students taught within the district's schools. It includes expenditures for instruction, support services, administration, operations and maintenance, extra-curricular activities, and community service. More information about district and charter school spending can be found using districts' [User Friendly Budgets](#), or the NJDOE Finance [District Report Search](#) of the Comprehensive Annual Financial Reports (CAFRs) and Auditor's Management Reports (AMRs).

Per-Pupil Expenditures	Federal	State/ Local	Total
District Total (2015-2016)	N	N	N



ESSEX CAMPUS ACADEMY
2016-2017

Grade Span 07-12

13-1387-020
ESSEX
ESSEX CO ED SERV COMM
369 PASSAIC AVENUE
FAIRFIELD, NJ 07004

This section contains information about staff that are assigned to the school and district. Here is an explanation of some of the **key terms used in the staff section**:

Faculty: All classroom teachers and educational support services personnel (such as Librarians, Nurses, Counselors, and Child Study Team members)

Teachers: All classroom teachers

Administrators: Principals, assistant principals, supervisors, coordinators, directors, and other central-office administrators, as well as superintendents and other district-level administrators

Full-Time Equivalent: In calculations, staff members are weighted based on the percentage of their time that they are assigned to a school or district. For example – a teacher assigned to a school half time would be weighted 50% in calculations, but a teacher assigned to a school full time would be weighted 100% in calculations.

Teachers – Experience

This table shows information about experience for teachers assigned to this school and across the state.

Category	Teachers in School	Teachers in State
Total Number of teachers	7	120,724
Average years experience in public schools	7.9	11.8
Average years experience in district	6.1	10.5
Teachers in district for 4 or more years	71%	74%

Administrators – Experience (District Level)

This table shows information about experience for administrators assigned to this district and across the state.

Category	Admin. in District	Admin. in State
Total Number of administrators	13	9,506
Average years experience in public schools	9.8	15.9
Average years experience in district	9.8	11.6
Administrators in district for 4 or more years	62%	74%

Student to Staff Ratios

This table shows the number of students per staff member in the school and district. Ratios for librarians, nurses, counselors, and child study team members are only reported at the district level because many staff in these jobs are assigned only to the district and not to individual schools.

Staff Type	School Students: Staff	District Students: Staff
Teachers	6:1	1:1
Administrators	39:1	8:1
Librarian/Media Specialists		N
Nurses		103:1
Counselors		103:1
Child Study Team		26:1



ESSEX CAMPUS ACADEMY
2016-2017

Grade Span 07-12

13-1387-020
ESSEX
ESSEX CO ED SERV COMM
369 PASSAIC AVENUE
FAIRFIELD, NJ 07004

This section contains information about staff that are assigned to the school and district. Here is an explanation of some of the **key terms used in the staff section**:

Faculty: All classroom teachers and educational support services personnel (such as Librarians, Nurses, Counselors, and Child Study Team members)

Teachers: All classroom teachers

Administrators: Principals, assistant principals, supervisors, coordinators, directors, and other central-office administrators, as well as superintendents and other district-level administrators

Full-Time Equivalent: In calculations, staff members are weighted based on the percentage of their time that they are assigned to a school or district. For example – a teacher assigned to a school half time would be weighted 50% in calculations, but a teacher assigned to a school full time would be weighted 100% in calculations.

Teachers and Administrators - Level of Education

This chart shows the highest level of education attained by the teachers and administrators at this school. The Bachelor's category may include other degrees/certificates such as a Specialist's degree. Administrators are required to have a Master's degree or higher.

Bachelor's Degree



Master's Degree



Doctoral Degree



Teachers and Administrators - One-Year Retention (District Level)

This table shows the percentage of teachers and administrators assigned to the district in 2015-16 that were still assigned to the district in 2016-17. Staff who are not retained may have changed districts or no longer work for the state (including retirements).

Job Type	District	State
2015-16 Teachers: Same district 2016-17	82%	89%
2015-16 Administrators: Same district 2016-17	80%	88%

Faculty Attendance

This table shows the percentage of days that school faculty members were present during the school year. Approved professional days, personal days, staff training days, bereavement days, jury duty, and absences due to extended illness are not counted against days present, and faculty members on long-term leave or disability are excluded from this calculation.

School Year	% Days Present
2016-17	91%



**ESSEX CAMPUS ACADEMY
2016-2017**

Grade Span 07-12



13-1387-020
ESSEX
ESSEX CO ED SERV COMM
369 PASSAIC AVENUE
FAIRFIELD, NJ 07004

School General Info

Principal:	Mr. PINKNEY	Email Address:	d.pinkney@eresc.com
Address:	369 PASSAIC AVENUE FAIRFIELD, NJ 07004	Website:	eresc.org
Phone:	(973)575-0469		

School Narrative

This section allows schools and districts to share highlights, achievements, and other important information about programs, activities, and services that are offered in their own words. If there are questions about the information provided in the narrative section, please contact your school directly.

	<p>Highlights:</p> <ul style="list-style-type: none"> • English, Mathematics, Science, Social Studies, World Language, PE/Health, Art, Culinary Arts and Building Trades • Credit recovery needs are addressed via the use of an online credit recovery system. • The 2016-2017 Varsity basketball team won the alternative high schools championship.
	<p>Mission, Vision, Theme:</p> <p>The mission of Essex Campus Academy is to provide a safe and orderly learning environment that encourages students to work to their full potential. We will ensure that all students are provided with opportunities to acquire academic, vocational and interpersonal skills necessary to become productive and valued members of their respective communities.</p>





**ESSEX CAMPUS ACADEMY
2016-2017**

Grade Span 07-12

13-1387-020
ESSEX
ESSEX CO ED SERV COMM
369 PASSAIC AVENUE
FAIRFIELD, NJ 07004

School Narrative

This section allows schools and districts to share highlights, achievements, and other important information about programs, activities, and services that are offered in their own words. If there are questions about the information provided in the narrative section, please contact your school directly.

 <p>Courses, Curriculum, Instruction:</p>	<p>English, Math, Science, Social Studies, World Languages, PE/Health, Electives</p>
 <p>Clubs and Activities:</p>	<p>Chess, Art, Female Leadership Group, Seekers of Knowledge - Male Leadership</p>







ESSEX CAMPUS ACADEMY
2016-2017

Grade Span 07-12

13-1387-020
ESSEX
ESSEX CO ED SERV COMM
369 PASSAIC AVENUE
FAIRFIELD, NJ 07004

School Narrative

This section allows schools and districts to share highlights, achievements, and other important information about programs, activities, and services that are offered in their own words. If there are questions about the information provided in the narrative section, please contact your school directly.

 <p>Staff and Professional Learning:</p>	<p>Our staff participates on an annual basis in Crisis Prevention training. Additionally, staff completes mandatory NJDOE training for various topics via the use of the Global Compliance Network (GCN). Regarding staff training aimed at improving teacher practice, we offer a variety of training sessions related to the delivery of instruction and response to students' needs.</p>
 <p>Postsecondary Information:</p>	<p>Fifty percent of the 2016-2017 graduates are currently enrolled in two and/or four year colleges. Other graduates have either enrolled in trade schools or have accepted employment.</p>
 <p>Student Supports and Services:</p>	<p>Students are supported by a Student Assistance Coordinator and Social Worker. Additionally, all students benefit from in class support provided by highly qualified Instructional Aides. As an added level of support, students with disabilities may also be provided with IEP mandated personal aides.</p>
 <p>Student Health and Wellness:</p>	<p>Students are provided with a high quality and nutritious breakfast and lunch.</p>



**ESSEX CAMPUS ACADEMY
2016-2017**

Grade Span 07-12

13-1387-020
ESSEX
ESSEX CO ED SERV COMM
369 PASSAIC AVENUE
FAIRFIELD, NJ 07004

School Narrative

This section allows schools and districts to share highlights, achievements, and other important information about programs, activities, and services that are offered in their own words. If there are questions about the information provided in the narrative section, please contact your school directly.



Facilities:

The building housing the Essex Campus Academy High School is eleven years old. The educational program shares building space with the Central Office staff.



**ESSEX CAMPUS ACADEMY
2016-2017**

Grade Span 07-12

13-1387-020
ESSEX
ESSEX CO ED SERV COMM
369 PASSAIC AVENUE
FAIRFIELD, NJ 07004

School Narrative

This section allows schools and districts to share highlights, achievements, and other important information about programs, activities, and services that are offered in their own words. If there are questions about the information provided in the narrative section, please contact your school directly.

Students are admitted to the Essex Campus Academy High School as tuition based students upon the recommendation of school and district leadership in the Essex County and surrounding areas. A typical school day begins at 8:20 am and concludes at 2:20 pm. All students are bused to and from school.



Other Information:



ESSEX HIGH SCHOOL
2016-2017


Grade Span 07-12

13-1387-030
ESSEX
ESSEX CO ED SERV COMM
188 1ST STREET
PASSAIC, NJ 07055

The **2016-17 School Performance Reports** are designed to share school and district information collected by the New Jersey Department of Education directly with parents, educators, and communities. The Department believes that the greatest potential to improve school performance and student outcomes is through parents, educators, and community members working together. These reports seek to make that process easier by providing information that can help people to:

- **Learn more:** The School Performance Reports contain a wealth of data, going far beyond a school's test scores to include information about the staff working in a school, student discipline rates, and the sports and clubs offered.
- **Ask questions:** These reports can help start a conversation, but they cannot answer all the questions you might have about schools in your community. Use the contact information provided to engage with faculty and administrators at your schools to ask about the data you see in these reports.
- **Get involved:** Schools need help from parents and communities to help students succeed. Contact your school to find out about school board meetings or parent and community groups.

Navigating through the reports:

- Download this report to a PDF by clicking the  icon at the top of the page.
- Search for specific text or words in these reports by using the search box at the top of the page.
- The menu bar at the top of the page or the table of contents at the left of the screen can be used to move between sections of the report.
- The arrow buttons at the top left of the screen can be used to move between pages of the report.

Other Resources:

- Review the [Parent Summary Report](#) or the [district-level report](#) for this school.
- For more detailed information about the data in these reports, where it comes from, and how to use it: [Reference Guide](#) or [Interpretive Video](#).
- [Download the data](#) used in these reports.

- Want to give us feedback? Take our feedback survey: [surveylink](#)
- Questions about the reports? Contact us at reportcard@doe.nj.gov



ESSEX HIGH SCHOOL

2016-2017

Grade Span 07-12

13-1387-030

ESSEX

ESSEX CO ED SERV COMM

188 1ST STREET

PASSAIC, NJ 07055

Footnotes

1. An "*" indicates that data is not displayed to protect student privacy; "N" indicates no data is available to display.
2. ** ESSA accountability targets are only included if data is available for at least 20 students.

Note: Additional footnotes may exist within the reports specific to certain data tables. In those instances, the footnotes will be displayed below the applicable table.



**ESSEX HIGH SCHOOL
2016-2017**

Grade Span 07-12

13-1387-030
ESSEX
ESSEX CO ED SERV COMM
188 1ST STREET
PASSAIC, NJ 07055

Enrollment Trends by Grade

This table shows the number of students enrolled by grade for the past three school years. Ungraded students are students who are "on roll" but are educated in ungraded classrooms.

Grade	2014-15	2015-16	2016-17
PK	0	0	0
KG	0	0	0
1	0	0	0
2	0	0	0
3	0	0	0
4	0	0	0
5	0	0	0
6	0	0	0
7	0	0	0
8	0	1	1
9	0	4	1
10	0	4	4
11	0	6	3
12	0	3	7
Ungraded	0	21	13
Total	0	39	29

Enrollment Trends by Student Group

This table shows the percentage of students by student group for the past three school years. Data for some student groups was not available before 2016-17.

Student Group	2014-15	2015-16	2016-17
Female	0%	15%	28%
Male	0%	85%	72%
Economically Disadvantaged Students	0%	62%	59%
Students with Disabilities	0%	69%	79%
English Learners	0%	8%	7%
Homeless Students			0%
Students in Foster Care			3%
Military-Connected Students			0%
Migrant Students			0%

Enrollment by Racial and Ethnic Group

This table shows the percentage of students by racial and ethnic group.

Racial and Ethnic Group	% of Students
Black or African American	62.1%
Hispanic	37.9%
American Indian or Alaska Native	0.0%
Asian	0.0%
Native Hawaiian or Pacific Islander	0.0%
White	0.0%
Two or More Races	0.0%

PreK and K - Full Day and Half Day

This table shows the full day and half day enrollment for Pre-Kindergarten (PK) and Kindergarten (KG) students in this school.

Grade	2014-15	2015-16	2016-17
PK - Half Day	0	0	0
PK - Full Day	0	0	0
KG - Half Day	0	0	0
KG - Full Day	0	0	0

Enrollment by Home Language

This table shows the percentage of students by primary home language. Only the top 5 languages with at least 1% of students are shown. All other students are included in Other Languages.

Home Language	% of Students
English	65.5%
Spanish	34.5%



ESSEX HIGH SCHOOL
2016-2017

Grade Span 07-12

13-1387-030
ESSEX
ESSEX CO ED SERV COMM
188 1ST STREET
PASSAIC, NJ 07055

This section shows information about student absences which provides important information about a school's culture and climate. In addition, research shows that student absences impact a child's ability to succeed in school. The New Jersey Department of Education selected chronic absenteeism as its measure of school quality and student success for the *ESSA* accountability plan. **Chronic absenteeism** is defined as being absent for 10% or more of the days enrolled during the school year. A student who is not present for any reason, excused, unexcused or for disciplinary action, is considered absent unless permitted by statute or regulation.

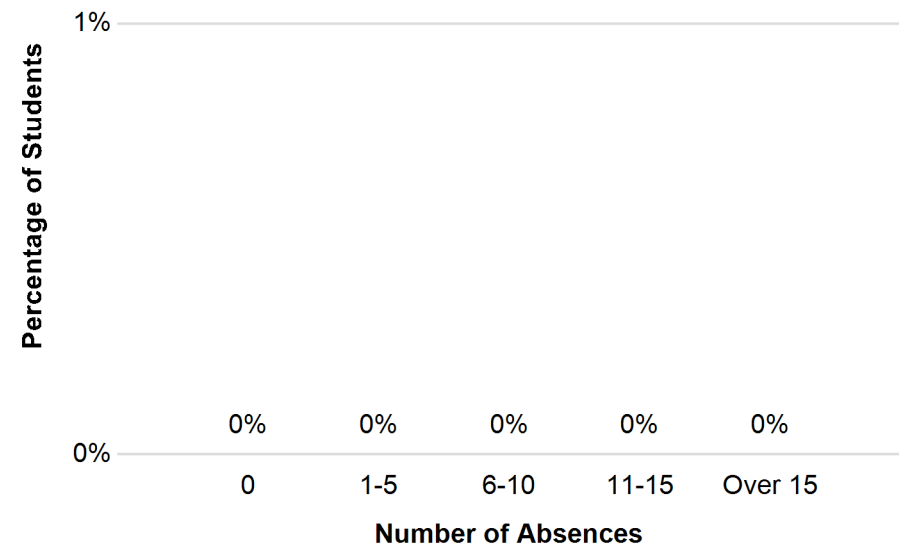
Chronic Absenteeism

This table shows the percentage of students in grades K-12 in the school and each student group who were chronically absent. This table also shows whether the school and each student group met the *ESSA* accountability targets for 2016-17.

Student Group	% Chronically Absent	2016-17 Target	Met 2016-17 Target
Schoolwide	N	N	N
White	N	N	N
Hispanic	N	N	N
Black or African American	N	N	N
Asian, Native Hawaiian, or Pacific Islander	N	N	N
American Indian or Alaska Native	N	N	N
Two or More Races	N	N	N
Economically Disadvantaged Students	N	N	N
Students with Disabilities	N	N	N
English Learners	N	N	N

Days Absent

The graph displays the percentage of K-12 students schoolwide by the number of days they were absent during the school year. An absence is defined as being 'not present' and includes both excused and unexcused absences.



** ESSA accountability targets are only included if data is available for at least 20 students.



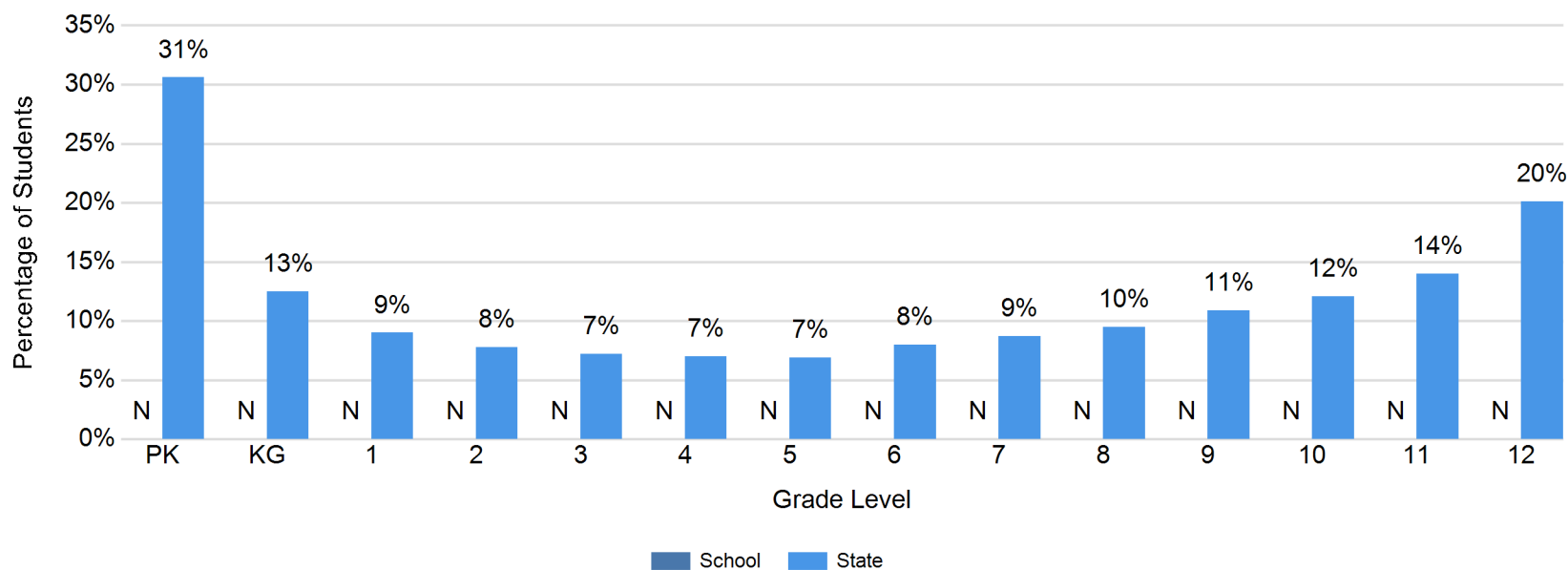
**ESSEX HIGH SCHOOL
2016-2017**

Grade Span 07-12

13-1387-030
ESSEX
ESSEX CO ED SERV COMM
188 1ST STREET
PASSAIC, NJ 07055

Chronic Absenteeism by Grade

This graph shows the percentage of students in the school and across the state who were chronically absent for each grade level. **Chronic absenteeism** is defined as being absent for 10% or more of the days enrolled during the school year. A student who is not present for any reason, excused, unexcused or for disciplinary action, is considered absent unless permitted by statute or regulation.





ESSEX HIGH SCHOOL
2016-2017

Grade Span 07-12

13-1387-030
ESSEX
ESSEX CO ED SERV COMM
188 1ST STREET
PASSAIC, NJ 07055

School Day

This table shows the start and end times and length of school day for a typical student at this school. **Instructional time** is the amount of time that a typical student was engaged in instructional activities under the supervision of a certified teacher.

Category	School
Typical Start Time	8:30AM
Typical End Time	2:30PM
Length of School Day	6 Hrs 0 Mins
Full Time - Instructional Time	6 Hrs. 0 Mins.
Shared Time - Instructional Time	4 Hrs. 0 Mins.

Student Suspension Rate

This table shows the percentage of students who received one or more in-school suspensions, one or more out-of-school suspensions, and one or more suspensions of any type during the school year. Students receiving both in-school and out-of-school suspensions will be counted in all rows of the table. Students who received more than one suspension are counted only one time in each category below.

Suspension Types	% of Students
In-School Suspensions	0.0%
Out-of-School Suspensions	37.9%
Any Suspension	37.9%

Violence, Vandalism, HIB, and Substance Offenses

This table shows the number of incidents reported by type. A single incident may be counted under multiple incident types. The total unique incidents provides a non-duplicated count of incidents. The final row shows a rate of incidents for every 100 students enrolled in the school.

Incident Type	Number of Incidents
Violence	4
Vandalism	1
Weapons	0
Substances	0
Harassment, Intimidation, Bullying (HIB)	0
Total Unique Incidents	4
Incidents Per 100 Students Enrolled	13.79

Student Expulsions

This table shows the number of students who were expelled from the school during the school year. An expulsion is when a student is removed from a school and does not receive any further educational services during the school year.

Category	Number of Students
Expulsions	0



ESSEX HIGH SCHOOL
2016-2017

Grade Span 07-12

13-1387-030
ESSEX
ESSEX CO ED SERV COMM
188 1ST STREET
PASSAIC, NJ 07055

Per-Pupil Expenditures (District Level)

This table shows the total current expenses for regular and special education students taught within the district's schools. It includes expenditures for instruction, support services, administration, operations and maintenance, extra-curricular activities, and community service. More information about district and charter school spending can be found using districts' [User Friendly Budgets](#), or the NJDOE Finance [District Report Search](#) of the Comprehensive Annual Financial Reports (CAFRs) and Auditor's Management Reports (AMRs).

Per-Pupil Expenditures	Federal	State/ Local	Total
District Total (2015-2016)	N	N	N



ESSEX HIGH SCHOOL
2016-2017

Grade Span 07-12

13-1387-030
ESSEX
ESSEX CO ED SERV COMM
188 1ST STREET
PASSAIC, NJ 07055

This section contains information about staff that are assigned to the school and district. Here is an explanation of some of the **key terms used in the staff section**:

Faculty: All classroom teachers and educational support services personnel (such as Librarians, Nurses, Counselors, and Child Study Team members)

Teachers: All classroom teachers

Administrators: Principals, assistant principals, supervisors, coordinators, directors, and other central-office administrators, as well as superintendents and other district-level administrators

Full-Time Equivalent: In calculations, staff members are weighted based on the percentage of their time that they are assigned to a school or district. For example – a teacher assigned to a school half time would be weighted 50% in calculations, but a teacher assigned to a school full time would be weighted 100% in calculations.

Teachers – Experience

This table shows information about experience for teachers assigned to this school and across the state.

Category	Teachers in School	Teachers in State
Total Number of teachers	6	120,724
Average years experience in public schools	2.7	11.8
Average years experience in district	2.7	10.5
Teachers in district for 4 or more years	50%	74%

Administrators – Experience (District Level)

This table shows information about experience for administrators assigned to this district and across the state.

Category	Admin. in District	Admin. in State
Total Number of administrators	13	9,506
Average years experience in public schools	9.8	15.9
Average years experience in district	9.8	11.6
Administrators in district for 4 or more years	62%	74%

Student to Staff Ratios

This table shows the number of students per staff member in the school and district. Ratios for librarians, nurses, counselors, and child study team members are only reported at the district level because many staff in these jobs are assigned only to the district and not to individual schools.

Staff Type	School Students: Staff	District Students: Staff
Teachers	5:1	1:1
Administrators	29:1	8:1
Librarian/Media Specialists		N
Nurses		103:1
Counselors		103:1
Child Study Team		26:1



ESSEX HIGH SCHOOL
2016-2017

Grade Span 07-12

13-1387-030
ESSEX
ESSEX CO ED SERV COMM
188 1ST STREET
PASSAIC, NJ 07055

This section contains information about staff that are assigned to the school and district. Here is an explanation of some of the **key terms used in the staff section**:

Faculty: All classroom teachers and educational support services personnel (such as Librarians, Nurses, Counselors, and Child Study Team members)

Teachers: All classroom teachers

Administrators: Principals, assistant principals, supervisors, coordinators, directors, and other central-office administrators, as well as superintendents and other district-level administrators

Full-Time Equivalent: In calculations, staff members are weighted based on the percentage of their time that they are assigned to a school or district. For example – a teacher assigned to a school half time would be weighted 50% in calculations, but a teacher assigned to a school full time would be weighted 100% in calculations.

Teachers and Administrators - Level of Education

This chart shows the highest level of education attained by the teachers and administrators at this school. The Bachelor's category may include other degrees/certificates such as a Specialist's degree. Administrators are required to have a Master's degree or higher.

Bachelor's Degree

Teacher	100%
Admin	N/A

Master's Degree

Teacher	N
Admin	100%

Doctoral Degree

Teacher	N
Admin	N

Teachers and Administrators - One-Year Retention (District Level)

This table shows the percentage of teachers and administrators assigned to the district in 2015-16 that were still assigned to the district in 2016-17. Staff who are not retained may have changed districts or no longer work for the state (including retirements).

Job Type	District	State
2015-16 Teachers: Same district 2016-17	82%	89%
2015-16 Administrators: Same district 2016-17	80%	88%

Faculty Attendance

This table shows the percentage of days that school faculty members were present during the school year. Approved professional days, personal days, staff training days, bereavement days, jury duty, and absences due to extended illness are not counted against days present, and faculty members on long-term leave or disability are excluded from this calculation.

School Year	% Days Present
2016-17	94%



**ESSEX HIGH SCHOOL
2016-2017**

Grade Span 07-12




13-1387-030
ESSEX
ESSEX CO ED SERV COMM
188 1ST STREET
PASSAIC, NJ 07055

School General Info

Principal:	Mrs. West	Email Address:	a.west@eresc.com
Address:	188 1ST STREET PASSAIC, NJ 07055	Website:	eresc.org/essex-high-school
Phone:	(973)815-1389		

School Narrative

This section allows schools and districts to share highlights, achievements, and other important information about programs, activities, and services that are offered in their own words. If there are questions about the information provided in the narrative section, please contact your school directly.

 <p>Highlights:</p>	<ul style="list-style-type: none"> • Essex High School (EHS) offers traditional core content courses required for high school graduation. • EHS creates opportunities for students to participate in several multicultural events on an annual basis. • EHS students participated as members of the Varsity Basketball team.
 <p>Mission, Vision, Theme:</p>	<p>The mission of EHS is to provide a safe and appropriate learning environment that encourages students to take risks as they identify goals and develop values. EHS is a special education and general education alternative school which provides a small setting and personalized approach for students who have been unable to succeed in the larger comprehensive high schools for a variety of reasons.</p>
 <p>Awards, Recognition, Accomplishments:</p>	<p>Essex High School honors one graduating senior with a newly established Phoenix award. This award is bestowed upon the student demonstrating the highest degree of resilience, academic and personal growth. The 2016-2017 recipient was the first person in his family to graduate high school.</p>





**ESSEX HIGH SCHOOL
2016-2017**

Grade Span 07-12

13-1387-030
ESSEX
ESSEX CO ED SERV COMM
188 1ST STREET
PASSAIC, NJ 07055

School Narrative

This section allows schools and districts to share highlights, achievements, and other important information about programs, activities, and services that are offered in their own words. If there are questions about the information provided in the narrative section, please contact your school directly.

 <p>Courses, Curriculum, Instruction:</p>	<p>The Essex High School provides academic course offerings which include English, Mathematics, Science, Social Studies, World Language, PE/Health and Electives.</p>
 <p>Clubs and Activities:</p>	<p>Essex High School students participated as members of the following clubs/activities: Music Technology; Chess and in-house athletic competitions.</p>







**ESSEX HIGH SCHOOL
2016-2017**

Grade Span 07-12

13-1387-030
ESSEX
ESSEX CO ED SERV COMM
188 1ST STREET
PASSAIC, NJ 07055

School Narrative

This section allows schools and districts to share highlights, achievements, and other important information about programs, activities, and services that are offered in their own words. If there are questions about the information provided in the narrative section, please contact your school directly.

 <p>Staff and Professional Learning:</p>	<p>The EHS staff participated in a variety of staff development opportunities including but not limited to the following: CPI Training, using data to inform instruction and the use of appropriate measures to respond to social/emotional concerns. Faculty members also completed NJDOE mandated training via the use of the Global Compliance Network platform.</p>
 <p>Student Supports and Services:</p>	<p>Programs and targeted assistance are provided for all students with various exceptionalities. There are supports for English Language Learners. Additionally, students are provided with quality therapeutic interventions.</p>
 <p>Student Health and Wellness:</p>	<p>All students are provided with a high quality and nutritious breakfast and lunch.</p>
 <p>Parent and Community Involvement:</p>	<p>Open House events are scheduled for the purpose of providing parents with information regarding school programs, additional student/family services and progress updates on school attendees.</p>



ESSEX HIGH SCHOOL
2016-2017

Grade Span 07-12

13-1387-030
 ESSEX
 ESSEX CO ED SERV COMM
 188 1ST STREET
 PASSAIC, NJ 07055

School Narrative

This section allows schools and districts to share highlights, achievements, and other important information about programs, activities, and services that are offered in their own words. If there are questions about the information provided in the narrative section, please contact your school directly.



Facilities:

The Essex High School, located in Passaic, New Jersey, operated in a 17,374 square foot facility built in 1929. The facility included classroom space, cafeteria, auditorium/gymnasium and a music/recreation room.



ESSEX HIGH SCHOOL

2016-2017

Grade Span 07-12

13-1387-030
ESSEX
ESSEX CO ED SERV COMM
188 1ST STREET
PASSAIC, NJ 07055

School Narrative

This section allows schools and districts to share highlights, achievements, and other important information about programs, activities, and services that are offered in their own words. If there are questions about the information provided in the narrative section, please contact your school directly.

Essex High School provides a highly structured and secure learning environment where student safety is of the utmost concern.



Other Information:



ESSEX JUNIOR ACADEMY
2016-2017


Grade Span 01-12

13-1387-040
ESSEX
ESSEX CO ED SERV COMM
520 POMPTON AVENUE
CEDAR GROVE, NJ 07009

The **2016-17 School Performance Reports** are designed to share school and district information collected by the New Jersey Department of Education directly with parents, educators, and communities. The Department believes that the greatest potential to improve school performance and student outcomes is through parents, educators, and community members working together. These reports seek to make that process easier by providing information that can help people to:

- **Learn more:** The School Performance Reports contain a wealth of data, going far beyond a school's test scores to include information about the staff working in a school, student discipline rates, and the sports and clubs offered.
- **Ask questions:** These reports can help start a conversation, but they cannot answer all the questions you might have about schools in your community. Use the contact information provided to engage with faculty and administrators at your schools to ask about the data you see in these reports.
- **Get involved:** Schools need help from parents and communities to help students succeed. Contact your school to find out about school board meetings or parent and community groups.

Navigating through the reports:

- Download this report to a PDF by clicking the  icon at the top of the page.
- Search for specific text or words in these reports by using the search box at the top of the page.
- The menu bar at the top of the page or the table of contents at the left of the screen can be used to move between sections of the report.
- The arrow buttons at the top left of the screen can be used to move between pages of the report.

Other Resources:

- Review the [Parent Summary Report](#) or the [district-level report](#) for this school.
- For more detailed information about the data in these reports, where it comes from, and how to use it: [Reference Guide](#) or [Interpretive Video](#).
- [Download the data](#) used in these reports.

- Want to give us feedback? Take our feedback survey: [surveylink](#)
- Questions about the reports? Contact us at reportcard@doe.nj.gov



**ESSEX JUNIOR ACADEMY
2016-2017**

Grade Span 01-12

13-1387-040
ESSEX
ESSEX CO ED SERV COMM
520 POMPTON AVENUE
CEDAR GROVE, NJ 07009

Footnotes

1. An "*" indicates that data is not displayed to protect student privacy; "N" indicates no data is available to display.
2. ** ESSA accountability targets are only included if data is available for at least 20 students.

Note: Additional footnotes may exist within the reports specific to certain data tables. In those instances, the footnotes will be displayed below the applicable table.



**ESSEX JUNIOR ACADEMY
2016-2017**

Grade Span 01-12

13-1387-040
ESSEX
ESSEX CO ED SERV COMM
520 POMPTON AVENUE
CEDAR GROVE, NJ 07009

Enrollment Trends by Grade

This table shows the number of students enrolled by grade for the past three school years. Ungraded students are students who are "on roll" but are educated in ungraded classrooms.

Grade	2014-15	2015-16	2016-17
PK	0	0	0
KG	0	0	0
1	1	0	0
2	0	2	0
3	0	1	3
4	0	3	1
5	3	4	3
6	0	2	5
7	1	3	2
8	3	7	3
9	0	1	3
10	0	0	1
11	1	0	0
12	0	1	0
Ungraded	3	5	14
Total	12	29	35

PreK and K - Full Day and Half Day

This table shows the full day and half day enrollment for Pre-Kindergarten (PK) and Kindergarten (KG) students in this school.

Grade	2014-15	2015-16	2016-17
PK - Half Day	0	0	0
PK - Full Day	0	0	0
KG - Half Day	0	0	0
KG - Full Day	0	0	0

Enrollment Trends by Student Group

This table shows the percentage of students by student group for the past three school years. Data for some student groups was not available before 2016-17.

Student Group	2014-15	2015-16	2016-17
Female	25%	7%	9%
Male	75%	93%	91%
Economically Disadvantaged Students	75%	52%	63%
Students with Disabilities	100%	48%	60%
English Learners	0%	3%	3%
Homeless Students			3%
Students in Foster Care			0%
Military-Connected Students			0%
Migrant Students			0%

Enrollment by Racial and Ethnic Group

This table shows the percentage of students by racial and ethnic group.

Racial and Ethnic Group	% of Students
Black or African American	88.6%
Hispanic	8.6%
White	2.9%
American Indian or Alaska Native	0.0%
Asian	0.0%
Native Hawaiian or Pacific Islander	0.0%
Two or More Races	0.0%

Enrollment by Home Language

This table shows the percentage of students by primary home language. Only the top 5 languages with at least 1% of students are shown. All other students are included in Other Languages.

Home Language	% of Students
English	94.3%
Haitian	2.9%
Spanish	2.9%



ESSEX JUNIOR ACADEMY
2016-2017

Grade Span 01-12

13-1387-040
ESSEX
ESSEX CO ED SERV COMM
520 POMPTON AVENUE
CEDAR GROVE, NJ 07009

This section shows information about student absences which provides important information about a school's culture and climate. In addition, research shows that student absences impact a child's ability to succeed in school. The New Jersey Department of Education selected chronic absenteeism as its measure of school quality and student success for the *ESSA* accountability plan. **Chronic absenteeism** is defined as being absent for 10% or more of the days enrolled during the school year. A student who is not present for any reason, excused, unexcused or for disciplinary action, is considered absent unless permitted by statute or regulation.

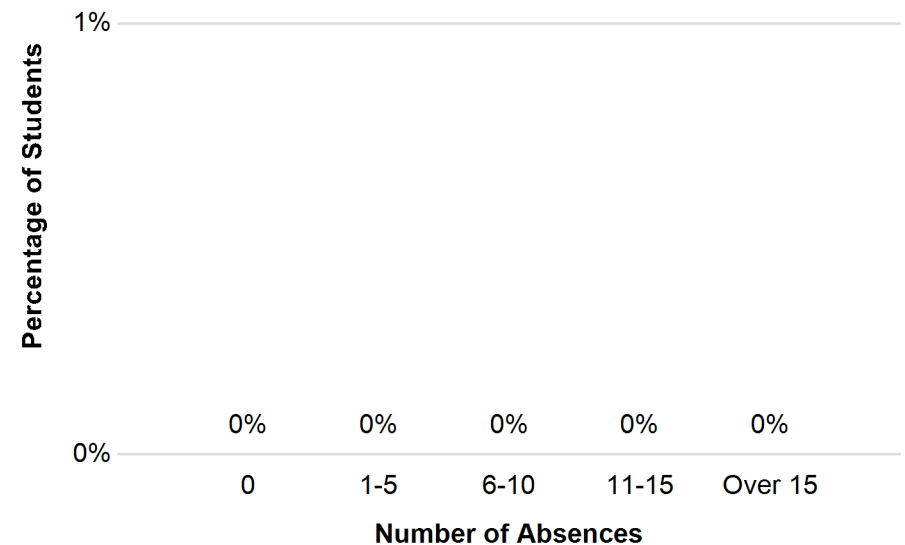
Chronic Absenteeism

This table shows the percentage of students in grades K-12 in the school and each student group who were chronically absent. This table also shows whether the school and each student group met the *ESSA* accountability targets for 2016-17.

Student Group	% Chronically Absent	2016-17 Target	Met 2016-17 Target
Schoolwide	N	N	N
White	N	N	N
Hispanic	N	N	N
Black or African American	N	N	N
Asian, Native Hawaiian, or Pacific Islander	N	N	N
American Indian or Alaska Native	N	N	N
Two or More Races	N	N	N
Economically Disadvantaged Students	N	N	N
Students with Disabilities	N	N	N
English Learners	N	N	N

Days Absent

The graph displays the percentage of K-12 students schoolwide by the number of days they were absent during the school year. An absence is defined as being 'not present' and includes both excused and unexcused absences.



** ESSA accountability targets are only included if data is available for at least 20 students.



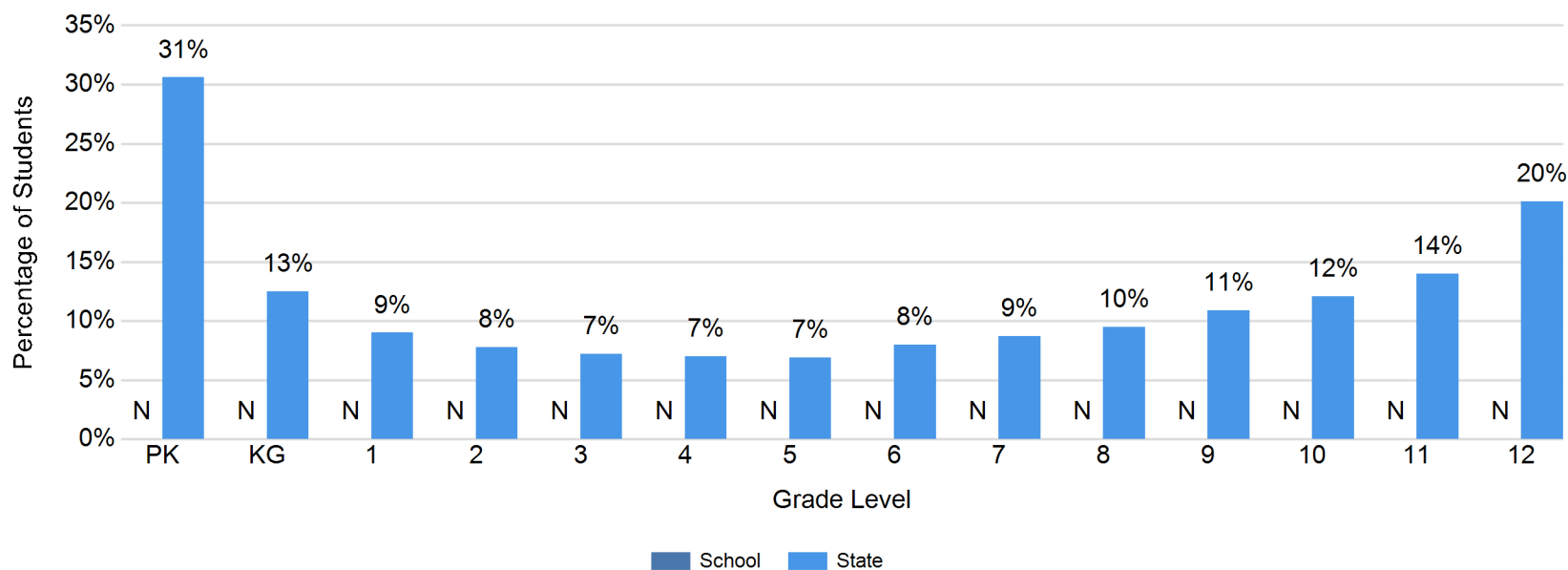
**ESSEX JUNIOR ACADEMY
2016-2017**

Grade Span 01-12

13-1387-040
ESSEX
ESSEX CO ED SERV COMM
520 POMPTON AVENUE
CEDAR GROVE, NJ 07009

Chronic Absenteeism by Grade

This graph shows the percentage of students in the school and across the state who were chronically absent for each grade level. **Chronic absenteeism** is defined as being absent for 10% or more of the days enrolled during the school year. A student who is not present for any reason, excused, unexcused or for disciplinary action, is considered absent unless permitted by statute or regulation.





ESSEX JUNIOR ACADEMY
2016-2017

Grade Span 01-12

13-1387-040
ESSEX
ESSEX CO ED SERV COMM
520 POMPTON AVENUE
CEDAR GROVE, NJ 07009

School Day

This table shows the start and end times and length of school day for a typical student at this school. **Instructional time** is the amount of time that a typical student was engaged in instructional activities under the supervision of a certified teacher.

Category	School
Typical Start Time	8:30AM
Typical End Time	2:30PM
Length of School Day	6 Hrs 0 Mins
Full Time - Instructional Time	6 Hrs. 0 Mins.
Shared Time - Instructional Time	*

Violence, Vandalism, HIB, and Substance Offenses

This table shows the number of incidents reported by type. A single incident may be counted under multiple incident types. The total unique incidents provides a non-duplicated count of incidents. The final row shows a rate of incidents for every 100 students enrolled in the school.

Incident Type	Number of Incidents
Violence	0
Vandalism	0
Weapons	0
Substances	0
Harassment, Intimidation, Bullying (HIB)	0
Total Unique Incidents	0
Incidents Per 100 Students Enrolled	0.00

Student Suspension Rate

This table shows the percentage of students who received one or more in-school suspensions, one or more out-of-school suspensions, and one or more suspensions of any type during the school year. Students receiving both in-school and out-of-school suspensions will be counted in all rows of the table. Students who received more than one suspension are counted only one time in each category below.

Suspension Types	% of Students
In-School Suspensions	0.0%
Out-of-School Suspensions	28.6%
Any Suspension	28.6%

Student Expulsions

This table shows the number of students who were expelled from the school during the school year. An expulsion is when a student is removed from a school and does not receive any further educational services during the school year.

Category	Number of Students
Expulsions	0



**ESSEX JUNIOR ACADEMY
2016-2017**

Grade Span 01-12

13-1387-040
ESSEX
ESSEX CO ED SERV COMM
520 POMPTON AVENUE
CEDAR GROVE, NJ 07009

Per-Pupil Expenditures (District Level)

This table shows the total current expenses for regular and special education students taught within the district's schools. It includes expenditures for instruction, support services, administration, operations and maintenance, extra-curricular activities, and community service. More information about district and charter school spending can be found using districts' [User Friendly Budgets](#), or the NJDOE Finance [District Report Search](#) of the Comprehensive Annual Financial Reports (CAFRs) and Auditor's Management Reports (AMRs).

Per-Pupil Expenditures	Federal	State/ Local	Total
District Total (2015-2016)	N	N	N



ESSEX JUNIOR ACADEMY
2016-2017

Grade Span 01-12

13-1387-040
ESSEX
ESSEX CO ED SERV COMM
520 POMPTON AVENUE
CEDAR GROVE, NJ 07009

This section contains information about staff that are assigned to the school and district. Here is an explanation of some of the **key terms used in the staff section**:

Faculty: All classroom teachers and educational support services personnel (such as Librarians, Nurses, Counselors, and Child Study Team members)

Teachers: All classroom teachers

Administrators: Principals, assistant principals, supervisors, coordinators, directors, and other central-office administrators, as well as superintendents and other district-level administrators

Full-Time Equivalent: In calculations, staff members are weighted based on the percentage of their time that they are assigned to a school or district. For example – a teacher assigned to a school half time would be weighted 50% in calculations, but a teacher assigned to a school full time would be weighted 100% in calculations.

Teachers – Experience

This table shows information about experience for teachers assigned to this school and across the state.

Category	Teachers in School	Teachers in State
Total Number of teachers	7	120,724
Average years experience in public schools	12.4	11.8
Average years experience in district	12.4	10.5
Teachers in district for 4 or more years	86%	74%

Administrators – Experience (District Level)

This table shows information about experience for administrators assigned to this district and across the state.

Category	Admin. in District	Admin. in State
Total Number of administrators	13	9,506
Average years experience in public schools	9.8	15.9
Average years experience in district	9.8	11.6
Administrators in district for 4 or more years	62%	74%

Student to Staff Ratios

This table shows the number of students per staff member in the school and district. Ratios for librarians, nurses, counselors, and child study team members are only reported at the district level because many staff in these jobs are assigned only to the district and not to individual schools.

Staff Type	School Students: Staff	District Students: Staff
Teachers	5:1	1:1
Administrators	35:1	8:1
Librarian/Media Specialists		N
Nurses		103:1
Counselors		103:1
Child Study Team		26:1



ESSEX JUNIOR ACADEMY
2016-2017

Grade Span 01-12

13-1387-040
ESSEX
ESSEX CO ED SERV COMM
520 POMPTON AVENUE
CEDAR GROVE, NJ 07009

This section contains information about staff that are assigned to the school and district. Here is an explanation of some of the **key terms used in the staff section**:

Faculty: All classroom teachers and educational support services personnel (such as Librarians, Nurses, Counselors, and Child Study Team members)

Teachers: All classroom teachers

Administrators: Principals, assistant principals, supervisors, coordinators, directors, and other central-office administrators, as well as superintendents and other district-level administrators

Full-Time Equivalent: In calculations, staff members are weighted based on the percentage of their time that they are assigned to a school or district. For example – a teacher assigned to a school half time would be weighted 50% in calculations, but a teacher assigned to a school full time would be weighted 100% in calculations.

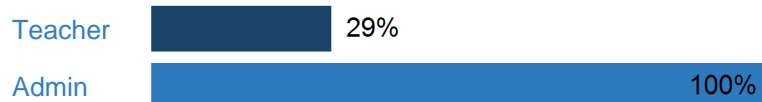
Teachers and Administrators - Level of Education

This chart shows the highest level of education attained by the teachers and administrators at this school. The Bachelor's category may include other degrees/certificates such as a Specialist's degree. Administrators are required to have a Master's degree or higher.

Bachelor's Degree



Master's Degree



Doctoral Degree



Teachers and Administrators - One-Year Retention (District Level)

This table shows the percentage of teachers and administrators assigned to the district in 2015-16 that were still assigned to the district in 2016-17. Staff who are not retained may have changed districts or no longer work for the state (including retirements).

Job Type	District	State
2015-16 Teachers: Same district 2016-17	82%	89%
2015-16 Administrators: Same district 2016-17	80%	88%

Faculty Attendance

This table shows the percentage of days that school faculty members were present during the school year. Approved professional days, personal days, staff training days, bereavement days, jury duty, and absences due to extended illness are not counted against days present, and faculty members on long-term leave or disability are excluded from this calculation.

School Year	% Days Present
2016-17	91%



**ESSEX JUNIOR ACADEMY
2016-2017**

Grade Span 01-12



13-1387-040
ESSEX
ESSEX CO ED SERV COMM
520 POMPTON AVENUE
CEDAR GROVE, NJ 07009

School General Info

Principal:	Mr. Johnson	Email Address:	c.johnson@eresc.com
Address:	520 POMPTON AVENUE CEDAR GROVE, NJ 07009	Website:	eresc.org/essex-junior-academy
Phone:	(973)239-0125		

School Narrative

This section allows schools and districts to share highlights, achievements, and other important information about programs, activities, and services that are offered in their own words. If there are questions about the information provided in the narrative section, please contact your school directly.

	<p>Highlights:</p> <ul style="list-style-type: none"> • The academic program consisted of personalized student learning plans. • Technology is a part of each school day with all students utilizing Chromebooks. • Students participate in a swimming program offered at a local university.
	<p>Mission, Vision, Theme:</p> <p>The Mission of Essex Junior Academy is to produce responsible and productive citizens. We strive to promote citizenship, the pursuit of improved academic achievement and a spirit of collaboration and cooperation among our students.</p>





**ESSEX JUNIOR ACADEMY
2016-2017**

Grade Span 01-12

13-1387-040
ESSEX
ESSEX CO ED SERV COMM
520 POMPTON AVENUE
CEDAR GROVE, NJ 07009

School Narrative

This section allows schools and districts to share highlights, achievements, and other important information about programs, activities, and services that are offered in their own words. If there are questions about the information provided in the narrative section, please contact your school directly.

 <p>Courses, Curriculum, Instruction:</p>	<p>Language Arts, Mathematics, Science, Social Studies, PE/Health, Life Skills, and Electives</p>
 <p>Clubs and Activities:</p>	<p>Essex Junior Academy offers the following clubs/activities: Dance; Drama; Cooking; Basketball; Knitting and Yearbook.</p>







**ESSEX JUNIOR ACADEMY
2016-2017**

Grade Span 01-12

13-1387-040
ESSEX
ESSEX CO ED SERV COMM
520 POMPTON AVENUE
CEDAR GROVE, NJ 07009

School Narrative

This section allows schools and districts to share highlights, achievements, and other important information about programs, activities, and services that are offered in their own words. If there are questions about the information provided in the narrative section, please contact your school directly.

 <p>Staff and Professional Learning:</p>	<p>On-going professional learning activities for EJA staff include CPI Training, Classroom Management, CPR/First Aid/AED Training, Conflict Mediation and NJDOE mandated training offered via the use of the Global Compliance Network Platform.</p>
 <p>Student Supports and Services:</p>	<p>At EJA we provide individual and group counseling, a behavior modification program, peer to peer conflict resolution, personal one-to-one student aides, classroom instructional aides and a host of other services facilitated by a school social worker.</p>
 <p>Student Health and Wellness:</p>	<p>EJA students are provided with a nutritional breakfast and lunch on a daily basis. In addition, we offer mobile dental services, eye and hearing screenings, daily recess activities, a swimming program and a full time nurse to attend to a variety of needs for our student population.</p>
 <p>Parent and Community Involvement:</p>	<p>Partnerships have been formed with Montclair State University as well as an organization providing student volunteer services. In an effort to develop stronger ties to our parent stakeholder group, we offer Open House events.</p>