



You're viewing an archived copy from the New Jersey State Library.

2006 ANNUAL REPORT




• New Jersey •
TPK & GSP
• Garden State •





On the front cover - New Jersey Turnpike Mile Post 71.5, Molly Pitcher Service Area



JON S. CORZINE
GOVERNOR

New Jersey Turnpike Authority

ADMINISTRATION BUILDING - 581 MAIN STREET

P.O. BOX 5042 - WOODBRIDGE, NEW JERSEY 07095

TELEPHONE (732) 750-5300

KRIS KOLLURI, Esq., Chairman
JOSEPH (J.P.) MIELE, Vice Chairman
MICHAEL R. Du PONT, Treasurer
HAROLD L. HODES, Commissioner
DAVID G. EVANS, Commissioner
MICHAEL LAPOLLA, Executive Director

Governor Jon S. Corzine
P.O. Box 001
Trenton, NJ 08625

Dear Governor Corzine:

I am pleased to provide you with the 2006 New Jersey Turnpike Authority Annual Report to detail the accomplishments and advancements made over the past year.

Unquestionably the most critical project since the initial construction of the roadway itself, the planned widening between Interchanges 6 and 9 is progressing well and will ultimately ease travels for millions of motorists each year. While this is certainly the most high-profile project underway, it is but one of dozens of critical initiatives undertaken by the proud employees of the New Jersey Turnpike Authority that ensure safe and expedient travel on our toll roads.

For as much as I am proud of the tangible accomplishments over the past year, of particular satisfaction to me is the strong cooperation that continues to grow between the New Jersey Turnpike Authority and the many other transportation agencies in New Jersey. As I have said before, with limited resources available to reduce the strain of commuting, the sharing of information between agencies and its rapid dissemination to the public is critical to our success, and over this past year we have taken great steps towards creating the seamless transportation network that is so critical to our future.

On behalf of the commissioners of the New Jersey Turnpike Authority and all of its hard working employees, please accept the 2006 Annual Report as well as our continued pledge to serve you and the motorists of this state.

Sincerely,

Kris Kolluri, Esq.
Chairman



NEW JERSEY TURNPIKE AUTHORITY COMMISSIONERS 2006



JOSEPH SIMUNOVICH
Chairman



JOSEPH (J.P.) MIELE
Vice Chairman



MICHAEL R. DU PONT
Treasurer



DAVID G. EVANS
Commissioner



LUIS FERNANDEZ
Commissioner



HAROLD L. HODES
Commissioner




KRIS KOLLURI, ESQ.
Ex-Officio, NJDOT Commissioner


NEW JERSEY TURNPIKE AUTHORITY STAFF



Michael Lapolla
Executive Director



Diane Gutierrez-Scaccetti
Deputy Executive Director



Mary K. Murphy
Deputy Executive Director

DIRECTORS

Ralph Bruzzichesi
Director of Maintenance, Parkway

George Caceres
Director of Law

James Carone
Director of Internal Audit

Jude Depko
Director of Operations, Parkway

Mary-Elizabeth Garrity
Director of Human Resources

Brian Gorman
Director of Technology &
Administrative Services

Benjamin Hayllar
Director of Finance

Sean Hill
Director of Operations, Turnpike

Elizabeth P. Johnson
Deputy Director of Strategic Transportation
Policy & Planning

Daniel McNamara
Director of Maintenance, Turnpike

Cliff Miller
Director of Tolls, Parkway

Joseph Orlando
Media Relations Coordinator

Robert Quirk
Director of Tolls, Turnpike

Richard Raczynski
Chief Engineer

Mary P. Ruotolo
Director of Development
GSA Foundation

Dennis Switaj
Director of Electronic Toll Collection

Andrea Ward
Director of Purchasing

NEW JERSEY TURNPIKE AUTHORITY STAFF

CONSULTANTS

Wilentz, Goldman & Spitzer
General Counsel

Langan Engineering
General Environmental Consultant

DeCotiis, FitzPatrick, Cole & Wisler
Co-General Counsel

PMK Group
General Environmental Consultant

HNTB Corporation
General Consulting Engineer

Ernst & Young
Auditor

Wilbur Smith Associates
General Traffic Consultant

2006 STATISTICS FOR THE CONSOLIDATED OPERATIONS OF THE NEW JERSEY TURNPIKE & THE GARDEN STATE PARKWAY

FOR THE YEAR ENDED DECEMBER 31, 2006

Revenue Vehicles	681,209,995
Mileage	12,786,790,176
Toll Revenue	\$ 737,278,985
Income from Investments	\$ 23,237,822
Concession Revenue	\$ 31,840,295
Miscellaneous Revenue	\$ 6,518,590
Arts Center	\$ 3,600,133
ETC Project Revenue	\$ 47,640,213
Total Revenue	\$ 850,116,038

INTRODUCTION

The New Jersey Turnpike Authority is charged with keeping two of the world's most traveled toll roads – the New Jersey Turnpike and Garden State Parkway – in top efficiency. These two premier roadways enable goods to reach markets, tourists to start their vacations, and most importantly, for New Jersey families to travel to work, school and home. With hundreds of millions of toll transactions each year, the Turnpike and Parkway remain safe and affordable avenues for transportation in all types of weather. NJTA is proud of the confidence our citizens place in us to keep the entrances to our state open and have our cars moving in the right direction.



Toll free sign, Garden State Parkway, Barnegat Toll Plaza

ONE-WAY TOLLING



Helping drivers get to their destinations safely and efficiently is NJTA's top priority, which is why "one-way tolling" is now featured on the Garden State Parkway. Drivers have been used to toll plazas that charge both northbound and southbound traffic with a 35 cent toll. Now, most plazas have no toll for one direction, but a 70 cent toll for the other. Without having to stop so frequently, families can now get to the Jersey Shore and back home more quickly at no additional cost to them.

In the years just prior to 2006, seven tolling sites on the Parkway were reconfigured for one way tolling: Asbury Park, Bergen, Eatontown, Essex, Raritan South, Union and Union Ramp. In 2006, an additional four Parkway tolling sites became fully operational with one-way tolling: Cape May, Great Egg, New Gretna and Somers Point. As a result, only northbound traffic pays a toll at Cape May and New Gretna; only southbound traffic pays a toll at Great Egg and Somers Point. At the beginning of 2007, NJTA also implemented one-way tolling at the Barnegat toll plaza on the Parkway as well as at Interchange 17 on the Turnpike.

While New Jersey workers who travel on the Parkway now have quicker commute times, one-way tolling has had a minimal effect on incoming revenue. In fact, on the Parkway from 2005 to 2006, there was a decrease of about 72 million toll transactions, but an increase of more than \$160,000 in tolls collected. One-way tolling also enables NJTA to lower the staff-to-driver ratio. That keeps toll levels steady and frees up funds to reinvest back into the roadway. In addition, commute times have improved because more drivers now have E-ZPass, meaning more cars can travel at highway speeds underneath the Parkway's Express E-ZPass gantries. By the end of 2006, 64 percent of the vehicles on the Parkway were fitted with an E-ZPass transponder, up from 60.8 percent from the year before. Likewise, 68 percent of the vehicles on the New Jersey Turnpike had E-ZPass at the end of 2006, up from 66.5 percent from the year before.

NJTA is thrilled with the achievements made through one-way tolling as well as E-ZPass and is committed to their long-term success.



One-way tolling, Garden State Parkway, New Gretna Toll Plaza

TRAFFIC MANAGEMENT CENTER

It has never been just enough to simply provide a means for motorists to get from Point A to Point B. The State of New Jersey and the New Jersey Turnpike Authority have always demonstrated a commitment to ensure that motorists arrive at their destinations safely. That commitment carries forward today in the form of the new Traffic Management Center (TMC).

In 2006, groundbreaking occurred for a 26,000-square-foot Traffic Management Center (TMC) in Woodbridge. Two of the guiding principles in building the new TMC are the realization that future expansion of roadways will be limited, and managing roadway assets today is as important as improving and expanding. From a public policy perspective, the administration of Governor Jon S. Corzine has consistently supported initiatives of shared services and agency interoperability. Through the leadership and vision of the Chairman and Executive Director of the New Jersey Turnpike Authority, the new TMC is a living example and a successful implementation of the administration's initiatives with an intent of improving the quality of public services, facilitating open and collaborative sharing of information and an example of fiscal prudence through sharing of resources for multiple agencies.



Artistic rendition of Traffic Management Center (TMC) in Woodbridge courtesy of HNTB



Artistic rendition of TMC Operations Room courtesy of HNTB

The TMC is a multiple agency partnership hosting the New Jersey Turnpike Authority, New Jersey Department of Transportation and New Jersey State Police personnel. The most prominent feature in the center will be the 7,500-square-foot, two-story operations floor which can play host to over 40 personnel from multiple agencies. The TMC will operate around-the-clock and will become the confluence for transportation information and act as a single decision point for regional transportation matters.

The center has been designed to be high-tech and actually sits on the epicenter of the 440-mile fiber optic network spanning the state. The fiber transports video and data from remote locations and electronically ties the agencies together, enabling agencies to leverage existing technologies to share information at the center. The center will host approximately 400 traffic surveillance cameras located throughout the State of New Jersey as well as electronic transportation information to be shared by the operations personnel in the facility, other regional transportation agencies and the public.

You're viewing an archived copy from the New Jersey State Library.



Traffic Management Center (TMC) under construction

In addition to the electronic applications, the agency will share information and video on an 18 x 50 foot video wall. The wall enables information to be shared at both the macro and granular levels. Most importantly, the sharing of information is designed to facilitate a faster and more comprehensive response to any situation that may impede the free flow of traffic. We can say with certainty that never before has consistent timely information been presented to a cross agency team sitting shoulder-to-shoulder, working within a team environment to solve regional transportation incidents more quickly and effectively.



Overhead view of TMC under construction

The center has also been designed to provide information to the motorists. To facilitate this, the center is planned to host a transportation media outlet that will quickly get the message to TV and radio stations. Augmenting our media connection, the center is electronically connected to 181 variable message signs (VMS), another 266 changeable information signs as well as 33 highway advisory radio (HAR) systems alerting motorists of roadway conditions. New Jersey recognizes that the regional economy depends on the robust flow of commerce into and through

New Jersey. The center and these advents in technology that our state is embracing will enable greater strides to be made in the efficient movement of traffic, which in turn will benefit the quality of life of our residents and visitors.

PNC BANK ARTS CENTER

For the 39th consecutive year, the PNC Bank Arts Center offered New Jersey's residents access to some of the biggest acts in the entertainment world. From the classic tunes of Crosby Stills Nash & Young and The Who to New Jersey's own Bruce Springsteen, the PNC Bank Arts Center hosted capacity crowds throughout the summer of 2006. Among the other premiere acts lending their talents to the Arts Center were Coldplay, Kelly Clarkson and country great Toby Keith.

PNC Bank Arts Center also marked the holiday season with its ninth annual Holiday Light Spectacular. Over 20,000 visitors took the two-mile drive through the grounds to enjoy an amazing show of a million lights and more than 100 holiday displays.

THE GARDEN STATE ARTS FOUNDATION & CULTURAL CENTER FUND



Slovak Festival

The New Jersey Highway Authority (NJHA) created the Cultural Center Fund in 1968 to present free programming to New Jersey residents. In 1984, NJHA established the Garden State Arts Foundation for the sole purpose of fundraising. Both came under control of the New Jersey Turnpike Authority with its merger with NJHA in 2003.

As part of the Foundation's commitment to bolstering cultural activities, the annual Heritage Festival Series remained free-of-charge. These daylong events featuring food, crafts, performing arts and much more to celebrate and highlight New Jersey's ethnic and cultural diversity.



African American Festival



On October 7 & 8, the Foundation sponsored the second annual Ultrasonic Super Fantastic Kids Day Weekend. With more than 60,000 people in attendance, this was the largest event designed specifically for kids and their families to take place in New Jersey in 2006. Over a two-day period, children were transported to the ultimate out-of-this-world experience – a “Kids

Nirvana” filled with unique activities, live entertainment, interactive sponsor pavilions, exciting rides and more. Most components of the event were free to families including admission, parking and all interactive activities. A free evening concert featuring Drake Bell, the teen star of “Drake and Josh,” the #1 rated cable program on Nickelodeon, attracted over 4,500 people for the standing-room-only show.

Year after year, the Garden State Arts Foundation strives to ensure that cultural and artistic programming is available to as wide an audience as possible. In 2006, more than 20 free programs were presented to New Jersey’s residents at the PNC Bank Arts Center and through “On the Road” programs. Among them were the Xavier Cugat Orchestra, Forbidden Broadway, and Johnny Maestro & the Brooklyn Bridge as well as performances for children including Rainbow Fish, Mammoth Follies, and the Lion, the Witch, and the Wardrobe.



Pictured above: *Turandot Under the Stars*
Westfield Symphony Orchestra with Monmouth Civic Chorus and Nai Ni Chen Dance Company

THE CONNECTIONS OF OUR ROADWAYS

Many people think of the Turnpike and Parkway as just two long roadways, but both are multifaceted systems, each with complex interchanges and hundreds of bridges. That requires NJTA to be diligent in making the necessary upgrades to every component in order to keep our roadways working well for New Jerseyans.



Underneath the Driscoll Bridge

Prior to 2006, the Driscoll Bridge on the Garden State Parkway consisted of two majestic spans of six northbound and six southbound lanes traversing the Raritan River. To keep traffic flowing easily between the metropolitan north and the beach communities down the Shore, NJTA opened a third, new span of the Driscoll Bridge. It measures 4,440 feet in length and is 96 feet wide; it was opened for southbound traffic in the Spring of 2006 – built by a \$96 million contract under budget and ahead of schedule. An additional \$23 million contract for the approach structure and other miscellaneous structures was substantially completed in the Fall. Construction continued through 2006 to revitalize the two older spans that with the third, new span will eventually provide eight northbound and seven southbound lanes for traffic.

Other significant bridge work undertaken by NJTA in 2006 also included the ongoing redecking of the Passaic River Bridge connecting Newark and Kearny on the Turnpike's eastern spur as well as the Delaware River Bridge connecting the Pearl Harbor Extension of the Turnpike with Pennsylvania. Also in 2006, NJTA worked to complete plans for a new Mullica River Bridge on the Parkway and redecking of the Rancocas Bridge on the Turnpike, both in Burlington County.



Driscoll Bridge

NJTA also understands that the free flow of traffic depends upon major roadways being effectively linked, which is why NJTA is upgrading the Parkway's connections with I-78 and I-280. In 2006 for Interchange 142, NJTA purchased needed right-of-way and set the majority of plans to eventually allow cars traveling in either direction of the Parkway to access either direction of I-78. For Interchange 145, NJTA provided the engineering work for an 18-month project for NJDOT to construct a wider bridge for Parkway traffic to access I-280.

Further south on the Parkway for the towns of Barnegat and Waretown, NJTA completed much of the construction work on the new Interchange 69 in 2006 as well as much of design work for the new Interchange 67.

On the Turnpike, NJTA opened the new Secaucus Interchange (15X) just before 2006 began to enable drivers to easily access New Jersey Transit's Secaucus Rail Station. Also in 2006, the expansion of Interchange 16E/18E was completed to improve the traffic flow going to and from Manhattan via the Lincoln Tunnel and George Washington Bridge.

These and other valuable projects are evidence that the Turnpike and Parkway are ever-evolving, and NJTA is pleased to have again accomplished a successful year with these notable improvements to our roadways.



Pictured above - Mullica River Bridge. Pictured left - Rancocas Bridge. Pictured below - Delaware River Bridge.



Newark Bay Bridge

“FILL ‘ER UP!”

Millions of people travel through New Jersey on long-distance trips, but the first time many of them actually step foot in the Garden State is when they stop at one of the Turnpike’s twelve service areas to grab a quick bite and gas up their cars.

The first Turnpike service areas were built at its southern end in the 1950s, and the last to be built – the Vince Lombardi Service Area at its northern end – was completed in the 1970s. Some renovations have occurred since then, and through NJTA’s contract with HMSHost, all of the restaurant complexes were modernized in the past several years. As a result, travelers have up-to-date, clean and spacious facilities to enjoy a meal and relax in a food court setting.

In 2006, 101,779,172 gallons of gasoline were sold on the Turnpike, a slight reduction from 103,598,972 gallons in 2005. In 1992, NJTA signed its contract with Sunoco to provide fuel at each of the Turnpike service areas, and in May 2004, NJTA extended the contract to 2017. Sunoco provides NJTA with 10 1/2 cents per gallon sold, which amounts to about \$8 million annually. Likewise, under a contract that expires in 2011, NJTA also receives 10 1/2 cents per gallon sold by Lukoil at the Parkway service areas, which in 2006 amounted to just under \$6 million. These funds are then reinvested into our roadways to keep service high and tolls low.



Richard Stockton Turnpike Service Area

However, many drivers also depend upon a speedy refuel at our service areas to keep their travel plans on schedule. That is why NJTA oversaw Sunoco’s state-of-the-art renovation of the gas stations on the Turnpike, completed last year at no cost to New Jersey drivers. While some upgrades were made after the original contract with Sunoco was signed, the extension led to four of the gas stations being renovated in 2005. The remaining eight were done by last year: the Grover Cleveland, James Fennimore Cooper, Thomas Edison, John Fenwick, Alexander Hamilton, Joyce Kilmer, Richard Stockton and Woodrow Wilson service areas. Some of the new features are tall overhead gantries with brighter lighting as well as high-speed pumps for diesel gas. Now, all vehicles are fueled at high-speed with pay-at-the-pump technology and nozzles that can reach either side of a car so drivers do not have to choose a particular lane. That means shorter lines, shorter stops and better service for our customers.

In addition, complementing the renovated gas stations at the Richard Stockton and Woodrow Wilson service areas are two new free-standing convenience stores built by Sunoco, providing drivers with an expanded variety of sundries in a more contemporary setting.

Yet some of the improvements are not visible to our customers, but make a big difference in our quality of life. To prevent fuel from seeping into the ground, NJTA installed new, double-walled underground storage tanks (USTs) and piping at the Thomas Edison and Joyce Kilmer service areas in 2006. NJTA is seeking to continue replacing older USTs at other service areas in the next few years.



Garden State Parkway Forked River Service Area

All of these renovations are very accommodating to our customers, and NJTA is pleased that the many families who travel through our state better enjoy their time in New Jersey with a stop at one of our modernized service areas.

New Jersey Turnpike Authority

Financial Statements

(Turnpike Revenue Bond Resolution Basis)

and Supplementary Information

for the Year Ended December 31, 2006


and Independent Auditors' Report

You're viewing an archived copy from the New Jersey State Library.
NEW JERSEY TURNPIKE AUTHORITY
Financial Statements
Year Ended December 31, 2006

TABLE OF CONTENTS

	Page
REPORT OF INDEPENDENT AUDITORS	1
FINANCIAL STATEMENTS PREPARED IN CONFORMITY WITH THE TURNPIKE REVENUE BOND RESOLUTION FOR THE YEAR ENDED DECEMBER 31, 2006:	
Statement of Net Revenue	3
Statement of Operations	4
Statement of Assets, Liabilities and Fund Balances	5
Statement of Changes in Fund Balances	6
Statement of Cost of Investment in Facilities	7
Notes to Financial Statements	8
SUPPLEMENTAL INFORMATION:	
Schedule of Investments	32
Schedule of Cash Receipts and Disbursements	33
Schedule of Bond Indebtedness	34
Schedules of Toll Revenue	37



 Ernst & Young LLP
99 Wood Avenue South
MetroPark
P.O. Box 751
Iselin, New Jersey 08830-0471

 Phone: (732) 516-4200
www.ey.com

REPORT OF INDEPENDENT AUDITORS

To the Commissioners
New Jersey Turnpike Authority
New Brunswick, New Jersey

We have audited the accompanying bond resolution financial statements of the New Jersey Turnpike Authority (the Authority), a component unit of the State of New Jersey, as of and for the year ended December 31, 2006, as listed in the table of contents. These financial statements are the responsibility of the Authority's management. Our responsibility is to express an opinion on these financial statements based on our audit.

We conducted our audit in accordance with auditing standards generally accepted in the United States. Those standards require that we plan and perform the audit to obtain reasonable assurance about whether the financial statements are free of material misstatement. We were not engaged to perform an audit of the Authority's internal control over financial reporting. Our audit included consideration of internal control over financial reporting as a basis for designing audit procedures that are appropriate in the circumstances, but not for the purpose of expressing an opinion on the effectiveness of the Authority's internal control over financial reporting. Accordingly, we express no such opinion. An audit also includes examining, on a test basis, evidence supporting the amounts and disclosures in the financial statements, assessing the accounting principles used and significant estimates made by management, and evaluating the overall financial statement presentation. We believe that our audit provides a reasonable basis for our opinion.

As described in Note 2 to the financial statements, these financial statements were prepared in accordance with the provisions of the Authority's 1991 Turnpike Revenue Bond Resolution as amended, restated and supplemented and on the Authority's interpretation of such resolution, which is a comprehensive basis of accounting other than accounting principles generally accepted in the United States of America. Accordingly, the bond resolution basis financial statements do not present fairly the Authority's financial position and results of operations and cash flows in accordance with accounting principles generally accepted in the United States of America.

In our opinion, such financial statements present fairly, in all material respects, the assets, liabilities and fund balances and the cost of investment in facilities of the Authority as of December 31, 2006, and its revenues and expenses and changes in fund balances and its net revenues for the year then ended on the basis of accounting described in Note 2.

Our audit was conducted for the purpose of forming an opinion on the aforementioned financial statements taken as a whole. The supplemental information included in Schedules 1 through 4, is presented for purposes of additional analysis and is not a required part of the aforementioned financial statements. This additional information is the responsibility of the Authority's management. Such information, except for the portion marked unaudited on which we express no opinion, has been subjected to the auditing procedures applied in our audit of the aforementioned financial statements and, in our opinion, is fairly stated, in all material respects, in relation to the aforementioned financial statements taken as a whole.

The signature of Ernst & Young LLP is written in a cursive, handwritten style.

March 16, 2007

NEW JERSEY TURNPIKE AUTHORITY

Statement of Net Revenue

For the Year Ended December 31, 2006

	<u>2006</u>
Revenues	
Toll revenue	\$ 737,278,985
ETC Project Fees	47,640,213
Concession revenue	31,840,295
Earnings on investments (including interest transfers)	23,237,822
Miscellaneous revenue	6,518,590
Arts Center	3,600,133
Total revenues and interfund transfers	<u>850,116,038</u>
Operating Expenses	
Executive office	1,979,127
ETC Dept.	3,229,308
Law	1,402,467
Finance and budgets	6,026,004
Human resources	3,199,748
Technology and administrative services	13,723,047
Purchasing	1,064,007
Operations	5,488,318
Patron services	1,412,014
State police	55,550,724
Toll Collection	79,032,675
Maintenance	87,646,370
Engineering	3,617,297
Internal Audit	1,179,224
Strategic Planning	194,151
Arts Center	429,014
Inventory	3,055,714
Non-departmental	15,995,307
Employee benefits	71,097,638
Snow	6,021,335
ETC	95,197,658
Total operating expenses	<u>456,541,148</u>
Total revenues and interfund transfers in excess of operating expenses before debt service	<u>393,574,890</u>
Debt Service	
Interest expense	219,154,035
Transfer to Debt Service Fund	68,570,000
Total debt service	<u>287,724,035</u>
Total revenues and interfund transfers in excess of operating expenses and debt service	105,850,855
Interfund Transfers:	
To Charges Fund	(4,992,133)
To Maintenance Reserve Fund	(59,058,000)
To Special Project Reserve Fund	(26,600,000)
To General Reserve Fund	(15,200,722)
Total revenues in excess of operating expenses, debt service, and interfund transfers	<u>\$ -</u>

NEW JERSEY TURNPIKE AUTHORITY

Statement of Operations

December 31, 2006

	<u>Revenue Fund</u>	<u>Construction Fund</u>	<u>Maintenance Reserve Fund</u>
Operating revenues:			
Toll revenue	\$ 737,278,985	\$ -	\$ -
ETC Project Fees	47,640,213	-	-
Concession revenue	31,840,295	-	-
Miscellaneous revenue	6,518,590	-	-
Arts Center	3,600,133	-	-
Total revenues	826,878,216	-	-
Operating expenses:			
Maintenance of roadway, buildings & equipment	97,285,002	-	-
Toll Collection	79,032,675	-	-
State Police & traffic control	61,039,041	-	-
Administration & finance	123,986,769	-	-
ETC expenses	95,197,661	-	-
Cash operating expenses	456,541,148	-	-
Net operating revenue	370,337,068	-	-
Earnings on investments available to meet debt service	3,343,160	-	1,069,190
Interfund transfers of earnings on investments	19,894,662	-	(1,069,190)
Earnings on investments (including interest transfers)	23,237,822	-	-
Net revenue available for debt service	393,574,890	-	-
Debt service:			
Transfers Interest expense	(219,154,035)	-	-
Transfer for next Sinking Payment	(68,570,000)	-	-
Bond interest expense	-	-	-
Total debt service	(287,724,035)	-	-
Net revenue after operating expenses and debt service	105,850,855	-	-
Application of Net Revenue Interfund Transfers:			
To Charges Fund	(4,992,133)	-	-
To Maintenance Reserve Fund	(59,058,000)	-	59,058,000
To Special Project Reserve Fund	(26,600,000)	-	-
To General Reserve Fund	(15,200,722)	-	-
	-	-	59,058,000
Other changes in fund balance:			
Interest income - Construction Fund	-	33,886,753	-
Arbitrage expense	-	1,855,849	-
Payment of other charges	-	-	(45,431,600)
Required payment to the State of NJ	-	-	-
Sinking Fund Payments	-	34,615,000	-
Net change in fund balances	\$ -	\$ 70,357,602	\$ 13,626,400

See accompanying notes.

<u>Special Project Reserve Fund</u>	<u>General Reserve Fund</u>	<u>Charges Fund</u>	<u>Debt Service Fund</u>	<u>Total 2006</u>
\$ -	\$ -	\$ -	\$ -	\$ 737,278,985
-	-	-	-	47,640,213
-	-	-	-	31,840,295
-	-	-	-	6,518,590
-	-	-	-	3,600,133
-	-	-	-	826,878,216
-	-	-	-	97,285,002
-	-	-	-	79,032,675
-	-	-	-	61,039,041
-	-	-	-	123,986,769
-	-	-	-	95,197,661
-	-	-	-	456,541,148
-	-	-	-	370,337,068
1,478,079	11,331,913	47,951	5,967,529	23,237,822
(1,478,079)	(11,331,913)	(47,951)	(5,967,529)	-
-	-	-	-	23,237,822
-	-	-	-	393,574,890
-	-	-	219,154,035	-
-	-	-	68,570,000	-
-	-	-	(219,154,035)	(219,154,035)
-	-	-	68,570,000	(219,154,035)
-	-	-	68,570,000	174,420,855
-	-	4,992,133	-	-
-	-	-	-	-
26,600,000	-	-	-	-
-	15,200,722	-	-	-
26,600,000	15,200,722	4,992,133	68,570,000	174,420,855
-	-	-	-	33,886,753
-	-	-	-	1,855,849
(23,336,104)	(32,382,952)	(4,942,558)	-	(106,093,214)
-	(11,000,000)	-	-	(11,000,000)
-	-	-	(34,615,000)	-
\$ 3,263,896	\$ (28,182,230)	\$ 49,575	\$ 33,955,000	\$ 93,070,243

NEW JERSEY TURNPIKE AUTHORITY

Statement of Assets, Liabilities & Fund Balances

December 31, 2006

	<u>Revenue Fund</u>	<u>Construction Fund</u>	<u>Maintenance Reserve Fund</u>
Assets			
Cash	\$ 57,548,352	\$ 19,493,446	\$ 1,034,052
Investments	127,117,161	684,153,564	26,030,154
Receivables	27,676,296	2,380,667	-
Interfund accounts, net	2,295,732	(4,123,138)	(1,115,580)
Inventory	19,187,635	-	-
Deposits	1,723,463	1,685,000	-
Prepaid Insurance	2,786,828	-	-
Cost of investment in facilities	-	7,579,283,118	-
Total assets	\$ 238,335,467	\$ 8,282,872,657	\$ 25,948,626
Liabilities and fund balances			
Liabilities:			
Accounts payable	\$ 45,582,448	\$ 14,081,802	\$ 6,199,289
Withholdings from employees	5,001,611	-	-
Accrued debt service payable	-	-	-
Amounts retained from contractors and engineers	97,976	13,262,104	3,257,690
Other liabilities	102,995,587	4,856,546	38,408
Bond indebtedness:			
Turnpike Revenue Bonds, Series 1991 C	-	102,650,000	-
Turnpike Revenue Bonds, Series 1991 D	-	371,000,000	-
Turnpike Revenue Bonds, Series 1992 B	-	27,659,772	-
Turnpike Revenue Bonds, Series 2000 A	-	399,985,000	-
Turnpike Revenue Bonds, Series 2000 B - G	-	400,000,000	-
Turnpike Revenue Bonds, Series 2003 A	-	788,815,000	-
Turnpike Revenue Bonds, Series 2003 B	-	679,970,000	-
Turnpike Revenue Bonds, Series 2003 C	-	500,000,000	-
Turnpike Revenue Bonds, Series 2003 D	-	400,000,000	-
Turnpike Revenue Bonds, Series 2004 A	-	154,000,000	-
Turnpike Revenue Bonds, Series 2004 B	-	109,462,410	-
Turnpike Revenue Bonds, Series 2004 C	-	287,120,000	-
Turnpike Revenue Bonds, Series 2005 A	-	409,180,000	-
Turnpike Revenue Bonds, Series 2005 B	-	32,500,000	-
Turnpike Revenue Bonds, Series 2005 C	-	95,880,000	-
Turnpike Revenue Bonds, Series 2005 D	-	208,735,000	-
Total liabilities	153,677,622	4,999,157,634	9,495,387
Fund balances	84,657,845	3,283,715,023	16,453,239
Total liabilities and fund balances	\$ 238,335,467	\$ 8,282,872,657	\$ 25,948,626

See accompanying notes.

Special Project Reserve	General Reserve Fund	Charges Fund	Debt Service Fund	Fund Total
\$ 3,627,570	\$ 4,708,223	\$ 1,700	\$ 118,053	\$ 86,531,396
30,526,214	228,086,869	777,898	196,912,006	1,293,603,866
23,815	28,220	-	-	30,108,998
(2,347,980)	35,438,422	(458)	(30,146,998)	-
-	-	-	-	19,187,635
-	-	-	-	3,408,463
-	-	-	-	2,786,828
-	-	-	-	7,579,283,118
\$ 31,829,619	\$ 268,261,734	\$ 779,140	\$ 166,883,061	\$ 9,014,910,304
\$ 7,349,664	\$ 3,792,476	\$ -	\$ -	\$ 77,005,679
-	-	-	-	5,001,611
-	-	-	86,273,891	86,273,891
308,159	735,818	-	-	17,661,747
252,892	3,100,000	-	-	111,243,433
-	-	-	-	102,650,000
-	-	-	-	371,000,000
-	-	-	-	27,659,772
-	-	-	-	399,985,000
-	-	-	-	400,000,000
-	-	-	-	788,815,000
-	-	-	-	679,970,000
-	-	-	-	500,000,000
-	-	-	-	400,000,000
-	-	-	-	154,000,000
-	-	-	-	109,462,410
-	-	-	-	287,120,000
-	-	-	-	409,180,000
-	-	-	-	32,500,000
-	-	-	-	95,880,000
-	-	-	-	208,735,000
7,910,715	7,628,294	-	86,273,891	5,264,143,543
23,918,904	260,633,440	779,140	80,609,170	3,750,766,761
\$ 31,829,619	\$ 268,261,734	\$ 779,140	\$ 166,883,061	\$ 9,014,910,304

NEW JERSEY TURNPIKE AUTHORITY

Statement of Changes in Fund Balances

December 31, 2006

	Revenue Fund	Construction Fund	Maintenance Reserve Fund
Balance as of December 31, 2005	\$ 84,657,845	\$ 3,213,357,421	\$ 2,826,839
Add (deduct):			
Total revenues and interfund transfers in excess of operating expenses before debt service	373,680,229	-	1,069,190
Transfers to fund bond interest expense	(219,154,035)	-	-
Bond interest expense	-	-	-
Construction investment interest	-	33,886,753	-
Payment of other charges	-	1,855,849	(45,431,600)
Revenue fund transfers	(90,650,133)	-	59,058,000
Interfund transfer of earnings on investments	19,894,662	-	(1,069,190)
Other fund transfers	-	-	-
Sinking fund payment	-	34,615,000	-
Sinking fund transfers	(68,570,000)	-	-
Surplus transfer	(15,200,722)	-	-
Required payment to the State of NJ	-	-	-
Balance as of December 31, 2006	\$ 84,657,845	\$ 3,283,715,023	\$ 16,453,239

See accompanying notes.

Special Project Reserve Fund	General Reserve Fund	Charges Fund	Debt Service Fund	Total
\$ 20,655,008	\$ 288,815,670	\$ 729,565	\$ 46,654,170	\$ 3,657,696,518
1,478,079	11,331,913	47,951	5,967,529	393,574,890
-	-	-	219,154,035	-
-	-	-	(219,154,035)	(219,154,035)
-	-	-	-	33,886,753
(23,336,104)	(32,382,952)	(4,942,558)	-	(104,237,365)
26,600,000	-	4,992,133	-	-
(1,478,079)	(11,331,913)	(47,951)	(5,967,529)	-
-	-	-	-	-
-	-	-	(34,615,000)	-
-	-	-	68,570,000	-
-	15,200,722	-	-	-
-	(11,000,000)	-	-	(11,000,000)
\$ 23,918,904	\$ 260,633,440	\$ 779,140	\$ 80,609,170	\$ 3,750,766,761

NEW JERSEY TURNPIKE AUTHORITY
Statement of Cost of Investment in Facilities
December 31, 2006

	Original Turnpike Extensions and Additional Lanes	Revenues Invested in Facilities	1966 Turnpike Improvement	1971 Turnpike Improvement	1973 Improvement and Funding Program	1977 Turnpike System Revenue Bond Accounts	1984 Turnpike Revenue Bonds
Land	25,771,162	6,073,263	28,704,263	4,074,507	7,013,092	-	-
Buildings & Sound Barriers	21,511,320	11,114,629	25,867,688	3,041,943	10,476,787	-	-
Road Surface	63,572,995	7,553,490	27,342,867	7,277,862	3,806,320	-	-
Road Bed	103,010,596	49,460,276	204,074,805	20,684,820	24,881,066	-	-
Bridges	191,117,115	13,261,252	168,090,449	84,540,355	7,592,182	-	-
Equipment	22,139,668	-	-	-	3,360,072	-	-
Construction-In-Progress	-	-	-	-	-	-	-
Financial	27,036,418	165,271	245,668,754	22,512,061	23,615,247	12,874,128	67,745,398
	<u>\$454,159,274</u>	<u>\$87,628,181</u>	<u>\$699,748,826</u>	<u>\$142,131,548</u>	<u>\$80,744,766</u>	<u>\$12,874,128</u>	<u>\$67,745,398</u>

See accompanying notes.

Refunding of 1984 <u>Bonds</u>	1985-1990 Widening Project	Business Plan for the 90's	Former NJHA <u>Construction</u>	2000 Construction <u>Fund</u>	2003 Construction <u>Fund</u>	2004 Construction <u>Fund</u>	2005 Construction <u>Fund</u>	<u>Total</u>
-	24,713,537	429,638,178	73,012,428	13,438,156	-	244,325	-	612,682,911
-	22,173,191	118,028,510	59,460,867	42,526,242	-	-	-	314,201,177
-	45,160,447	57,759,499	95,412,885	45,172,893	-	-	-	353,059,258
-	285,612,468	373,715,130	627,322,231	390,079,214	-	18,591,925	-	2,097,432,531
-	205,469,578	161,479,321	230,626,117	209,267,579	-	-	-	1,271,433,948
-	-	-	106,372,470	269,594,091	-	252,189	-	401,718,490
-	-	-	-	274,109,764	-	123,160,397	8,369,498	405,639,659
7,988,081	594,000,850	592,583,031	78,358,485	497,331,107	(1,416,195)	(6,431,595)	(38,925,897)	2,123,105,144
\$7,988,081	\$1,177,130,071	\$1,733,203,669	\$1,270,565,483	\$1,741,519,046	\$(1,416,195)	\$135,817,241	\$(30,556,399)	\$7,579,283,118

Notes to Financial Statements

December 31, 2006

1. Organization and Function of the New Jersey Turnpike Authority

The New Jersey Turnpike Authority (the Authority) is a body corporate and politic created by the New Jersey Turnpike Authority Act of 1948, as amended and supplemented (the Act). The Act authorizes the Authority to construct, maintain, repair, and operate the New Jersey Turnpike (the Turnpike System) projects at locations established by law and to issue Turnpike revenue bonds or notes of the Authority, subject to prior approval in writing from the Governor and from either or both the State Treasurer and the Director of the Division of Budget and Accounting of the Department of the Treasury, payable solely from tolls and other revenues of the Authority. Under the provisions of the Act, the Turnpike bonds or notes and the interest thereon shall not be deemed to constitute a debt or liability or a pledge of the faith and credit of the State or any political subdivision.

On May 27, 2003, the Act was amended. The amendment empowered the Turnpike Authority, effective on the Transfer Date, to assume all powers, rights, obligations and duties of the New Jersey Highway Authority (the Highway Authority), which owned and operated the Garden State Parkway and PNC Bank Arts Center. The Transfer Date, which was the date of issuance and delivery of the Series 2003 (Turnpike Authority) Bonds, was July 9, 2003. On that date, the Chair of the Turnpike Authority and the Commissioner of the New Jersey Department of Transportation certified to the Governor of the State of New Jersey that (a) all bonds of the Highway Authority ceased to be outstanding within the meaning of the resolutions pursuant to which those bonds were issued and (b) that the Turnpike Authority had assumed all debts and statutory responsibilities and obligations of the Highway Authority.

The Authority is a component unit of the State of New Jersey and its financial statements presented in accordance with accounting principles generally accepted in the United States (GAAP), are included in the State of New Jersey's (the State) Comprehensive Annual Financial Report (CAFR).

2. Summary of Significant Accounting Policies

Nature of Funds

The accounts of the Authority are organized on the basis of funds, each of which is considered a separate accounting entity. Resources are allocated to and accounted for in the individual funds based upon the provisions of the Turnpike Revenue Bond Resolution, adopted August 21, 1991 as amended, restated and supplemented (the Bond Resolution). The various funds are as follows:

- Revenue Fund – the Revenue Fund is the general operating fund of the Authority. It is used to account for all of the operating pledged revenues and expenses.
- Construction Fund – the Construction Fund is used to account for financial resources to be used for cost of investment in facilities. Included in this fund are the proceeds from the issuance of Turnpike Revenue Bonds in 2000, 2003, 2004 and 2005 (see Note 6), unexpended moneys related to projects authorized by previous bond issues and amounts transferred in as a result of the acquisition of the Highway Authority.
- Maintenance Reserve Fund – amounts in this fund may be applied to the cost of major resurfacing, replacement, repairs, renewals, or reconstruction of the Turnpike System.

Notes to Financial Statements

December 31, 2006

2. Summary of Significant Accounting Policies (continued)

- Special Project Reserve Fund - amounts in this fund may be applied to the cost of one or more special projects or additional projects. On an annual basis, the Special Project Reserve Fund is replenished up to the amount of the Special Project Reserve Requirement of \$50,000,000. The required funding is determined by projecting the ending fund balance and comparing it to the Special Project Reserve Requirement. The difference is funded in 12 equal installments over the next fiscal year.
- General Reserve Fund - amounts in the General Reserve Fund are to be used to make required state payments and to make up deficiencies in the Revenue Fund, the Debt Service Fund, the Debt Reserve Fund, the Charges Fund, the Maintenance Reserve Fund, and the Special Project Reserve Fund. Subject to certain terms, amounts in this fund which are not required to remedy any such deficiency may be applied to (a) the purchase or redemption of any bonds and expenses in connection therewith; (b) payment of principal and interest due upon redemption of variable rate debt, commercial paper and subordinated indebtedness, if any; (c) payments into the Construction Fund; (d) improvements, extensions, betterments, renewals, and replacements of the Turnpike System or the provisions of reserves for these purposes; (e) payments into the Revenue Fund; and (f) any other corporate purpose, including but not limited to, additional required State payments, if any.
- Charges Fund - this fund is used to pay (a) fees and charges paid to a financial institution under a letter of credit and related reimbursement agreement, line of credit, standby bond purchase agreement, or similar agreement; (b) fees and charges paid to the remarketing agent; (c) fees and charges paid to the tender agent; and (d) fees and charges paid to the broker/dealer but only to the extent that the Authority determines the foregoing amounts shall not be paid as operating expenses.
- Debt Service Fund - this fund accumulates the amounts required for (a) payment of interest and maturing principal amounts on all outstanding Turnpike revenue bonds when due; (b) payment of the redemption price and accrued interest on the bonds to be redeemed; and (c) payment of the purchase price of bonds purchased through application of moneys accumulated in this fund by reason of the payment of any sinking fund installment.
- Debt Reserve Fund - amounts in this fund are to be applied to make up any deficiency in the Debt Service Fund. The Bond Resolution provides that as a condition to the issuance of each series of bonds there shall be deposited in the Debt Reserve Fund the amount, if any, necessary so that the amount in such fund equals the Debt Reserve Requirement calculated immediately after the issuance of such series of bonds. The Debt Reserve Requirement is equal to the greatest amount of interest accruing on the outstanding bond indebtedness in any one year, subject to certain provisions set forth in the Bond Resolution (see Note 6).
- Whenever the moneys and investment securities on deposit in the Debt Reserve Fund, together with the amount in the Debt Service Fund, are sufficient to pay in full all outstanding bonds in accordance with their terms, the funds on deposit in the Debt Reserve Fund are to be transferred to the Debt Service Fund.
- The Authority may deposit a surety bond, insurance policy, or letter of credit payable to the Trustees of the bonds in an amount equal to the difference between the Debt Reserve Requirement and amounts deposited in the Debt Reserve Fund, subject to conditions provided for in the Bond Resolution (see Note 6).

Notes to Financial Statements

December 31, 2006

2. Summary of Significant Accounting Policies (continued)

Basis of Presentation

Accounts of the Authority are maintained in accordance with the practices set forth herein, which are based on the provisions of the Bond Resolution and on the Authority's interpretation of the Bond Resolution. The significant practices, some of which differ in material respects from GAAP, are as follows:

- Depreciation of the Turnpike System and related facilities is not included as an operating expense or otherwise provided, as required by GAAP.
- Operating expenses are recorded as incurred. This includes reserves for general liability insurance claims for which the Authority is self-insured, unemployment insurance premiums withheld from employees, and certain other reasonable and necessary operating expenses which do not recur annually.
- Costs related to investment in facilities are capitalized as incurred. Capitalized items consist principally of the following:
 - expenditures to acquire rights-of-way;
 - expenditures to construct, place in operation and improve the Turnpike System;
 - costs of certain real estate in excess of right-of-way requirements which may be sold and the proceeds applied as a reduction of construction costs;
 - certain interest on bonds and notes (less income received on unexpended construction funds);
 - administrative, legal, and certain insurance expenses incurred during the construction period.
- Capital assets retired or disposed of are not recorded as a reduction in the cost of investment in facilities. GAAP requires that all assets retired or disposed of be written off.
- Costs of issuing and refunding bonds are capitalized and included as part of the cost of investment in facilities and are not recorded as unamortized bond issuance costs as required by GAAP
- Amortization of expenses associated with the offering, selling and issuance of bonds and notes; discounts or premiums on the sale of notes; and cost of issuing and refunding bonds is not included as an operating expense, or otherwise provided, as required by GAAP.
- Income on unexpended construction funds is recorded in the Construction Fund when earned.
- Inventory is recorded at cost and valued on a weighted-average basis (see Note 3).
- Toll revenues are generally recorded when earned, including toll revenues received under the post paid commercial EZPass program and EZPass revenue due from other participating Authorities.
- Bonds are recorded at par value as bond indebtedness in the Statement of Assets, Liabilities and Fund Balances. Bond discounts, premiums and accretion are recorded as part of the cost of investment in facilities in the Statement of Assets, Liabilities and Fund Balances and not offset against bond indebtedness as required by GAAP.

Notes to Financial Statements

December 31, 2006

2. Summary of Significant Accounting Policies (continued)

- Income on investments and from concessions is recorded when earned. Investments are stated at amortized cost, plus accrued interest. GAAP requires such investments to be recorded at fair value.
- Other income and receipts, from whatever source derived, are recorded as revenue when earned.
- Interest on bond indebtedness is recorded as incurred.
- Costs for repairs, replacements, or maintenance items of a type not recurring annually or at shorter intervals and costs for resurfacing, repairs, renewals, or reconstruction of the Turnpike System are recorded when incurred. Such costs are included in other charges in the accompanying statement of changes in fund balances.
- Total columns contain the totals of the similar accounts of the various funds. Since the assets of the funds are restricted, the combination of the accounts, including the assets therein, is for comparison only and does not indicate that the combined assets are available in any manner other than that provided for in the Bond Resolution.

3. Reclassifications

The December 31, 2005 fund balances for the Revenue Fund and the General Reserve Fund have been adjusted to reflect reclassifications that were made to conform with the current year's presentation. These reclassifications had no effect on the overall amount reported for Fund Balances.

4. Cash and Investments

All moneys held under the Bond Resolution shall be continuously and fully secured by pledging, as collateral security, direct obligations of or obligations guaranteed by the United States of America having a market value not less than the amount of such moneys. The Authority's total book (cash) balances were \$86,531,396 at December 31, 2006. The Authority's total bank (cash) balances were \$87,315,255 at December 31, 2006, of which \$600,000 was insured by the Federal Deposit Insurance Corporation and \$144,336,193 was collateralized with U.S. Government Securities held in the Authority's name by the Authority's financial institutions or its agents.

The New Jersey Turnpike Authority is authorized to engage in investment activity pursuant to the Turnpike Revenue Bond Resolution adopted on August 20, 1991. Investment policies are set forth in certain sections of the Resolution and these guidelines are adhered to by the Authority's Finance Department when making day-to-day investment decisions. The Authority principally invests in securities of United States agencies, highly rated commercial paper, demand accounts, certificates of deposit, and repurchase agreements. The Authority did not enter into any reverse repurchase agreements during the year ended December 31, 2006. According to management, the Authority is not in violation of any provisions of the Resolution's investment policies.

All securities, other than securities held by the respective trustees for the benefit of the bondholders, are held by the Authority in the Authority's name. Bond proceed investments are held by the Authority in its depository banks in the Authority's name. All investment transactions are recorded on a transaction date basis. As of December 31, 2006, the Authority had the following cash and investments:

Notes to Financial Statements

December 31, 2006

4. Cash and Investments (continued)

Included in the demand accounts identified above, as of December 31, 2006 the Authority held \$119,753 uninvested as cash in various trust and escrow accounts.

Investment Type	Carrying Value	Investment Maturities	
	December 31, 2006	Less than 1 Year	1-5 Years
Commercial Paper	\$19,063,764	\$19,063,764	
Certificates of Deposit	20,380,998	20,380,998	
Time Deposits	16,402,093	16,402,093	
Repurchase Agreements	22,884,513	22,884,513	
Treasury Bills	2,932,635	2,932,635	
State & Local Gov't Series	12,276,385		\$12,276,385
FFCB	89,908,863	81,950,940	7,957,923
FHLB	546,067,955	512,654,500	33,413,455
FHMLC	206,284,847	202,842,959	3,441,888
FNMA	357,401,814	299,070,344	58,331,470
Total	\$1,293,603,867	\$1,178,182,746	\$115,421,121

Interest Rate Risk: As a means of limiting its exposure to fair value losses arising from rising interest rates, the Authority's Bond Resolution sets maximum maturity limits for investments and requires that investment maturities are matched to the Authority's liquidity needs.

Credit Risk: The Authority's investment guidelines and policies are designed to protect principal by limiting credit risk. This is accomplished through ratings, and collateral requirements that vary according to the type of investment as defined in the Authority's Bond Resolution. As of December 31, 2006, investments in Federal National Mortgage Association (FNMA), Federal Home Loan Mortgage Corporation (FHLMC), Federal Home Loan Bank (FHLB), and Federal Farm Credit Bank (FFCB), were rated in the highest long-term or short-term ratings category (as applicable) by Standard & Poor's and/or Moody's Investors Service. These ratings were AAA and A-1+ by Standard & Poor's and AAA and P-1 by Moody's for long-term or short-term instruments, respectively. Certificates of Deposits are issued by banks which are rated in one of the two highest rating categories by Moody's and Standard & Poor's. Repurchase Agreements are collateralized obligations rated P-1 or A3 or better by Moody's and A-1 or A or better by Standard & Poor's. Investments in commercial paper were rated in the highest long-term and short-term category by at least two major rating agencies, A-1+ by Standard and Poor's and P-1 by Moody's.

Custodial Credit Risk: For investments, custodial credit risk is the risk that in the event of the failure of the counterparty, the Authority will not be able to recover the value of its investments that are in the possession of the outside party. Investment securities are exposed to custodial credit risk if the securities are uninsured, are not registered in the name of the Authority, and are held by either the counterparty or the counterparty's trust department or agent but not in the name of the Authority.

The Authority manages custodial credit risk by limiting its investments to highly rated institutions/and or requiring high quality collateral be held by the counterparty in the name of the Authority. At December 31, 2006, the Authority had demand deposits of \$86,531,396 held at various banks which are all Federal Deposit Insurance Corporation (FDIC) insured in an amount up to \$100,000 per each component unit. In addition, the bank deposits were collateralized with pledged securities of \$144,336,193.

Notes to Financial Statements

December 31, 2006

4. Cash and Investments (continued)

Concentration Credit Risk: The Authority does not place a formal limit on the amount that it may invest in any one issuer. At December 31, 2006, 27.6%, 42.2% , 16.0% and 7.0% of the Authority's investments were in FNMA, FHLB ,FHLMC and FFCB discount and coupon notes.

The investment policies of the Authority are established in conformity with the Bond Resolution, which defines investment securities to mean any of the following securities legal for investment of the Authority's funds at the time of the purchase thereof:

- (i) Federal Securities, which are (a) any direct and general obligations of, or any obligations guaranteed by, the United States of America, including but not limited to interest obligations of the Resolution Funding Corporation or any successor thereto, (b) any obligations of any state or political subdivision of a state (collectively Municipal Bonds) which Municipal Bonds are fully secured as to principal and interest by an irrevocable pledge of moneys or direct and general obligations of, or obligations guaranteed by, the United States of America, which moneys or obligations are segregated in trust and pledged for the benefit of the holders of the Municipal Bonds, and (c) certificates of ownership of the principal or interest of direct and general obligations of, or obligations guaranteed by, the United States of America, which obligations are held in trust by a commercial bank which is a member of the Federal Reserve System.
- (ii) Bonds, debentures, notes or other evidences of indebtedness issued by any agency or instrumentality of the United States to the extent such obligations are guaranteed by the United States or by another such agency the obligations (including guarantees) of which are guaranteed by the United States;
- (iii) Bonds, debentures, notes or other evidences of indebtedness issued by any of the following agencies: Government National Mortgage Association, Federal Land Banks, Federal Home Loan Mortgage Corporation, Federal National Mortgage Association, Federal Home Loan Banks, Federal Intermediate Credit Banks, Banks for Cooperatives, Tennessee Valley Authority, United States Postal Service, Farmers Home Administration, Export-Import Bank, Federal Financing Bank and Student Loan Marketing Association;
- (iv) Negotiable or non-negotiable certificates of deposit issued by any bank, trust company or national banking association, which certificates of deposit shall be continuously secured or collateralized by obligations described in subparagraphs (i) or (ii) of this definition, which shall have a market value (exclusive of accrued interest) at all times at least equal to the principal amount of such certificates of deposit and shall be lodged with the Trustee, as custodian, by the bank, trust company or national banking association issuing such certificates of deposit;
- (v) Uncollateralized negotiable or non-negotiable certificates of deposit issued by any bank, trust company or national banking association, the unsecured obligations of which are rated in one of the two highest rating categories, without regard to rating sub-categories, by Moody's and S&P;
- (vi) Repurchase agreements collateralized by obligations described in subparagraphs (i), (ii) or (iii) of this definition with any registered broker/dealer subject to the Securities Investors' Protection Corporation jurisdiction, which has an uninsured, unsecured and unguaranteed obligation rated Prime-1 or A3 or better by Moody's and A-1 or A or better by S&P, or any commercial bank with the above ratings, provided:

NEW JERSEY TURNPIKE AUTHORITY

Notes to Financial Statements

December 31, 2006

4. Cash and Investments (continued)

- (a) a master repurchase agreement or specific written repurchase agreement governs the transaction, which characterizes the transaction as a purchase and sale of securities,
- (b) the securities are held free and clear of any lien, by the Trustee or an independent third party acting solely as agent for the Trustee, and such third party is (i) a Federal Reserve Bank, (ii) a bank which is a member of the Federal Deposit Insurance Corporation and which has combined capital, surplus, and undivided profits of not less than \$75,000,000, or (iii) a bank approved in writing for such purpose by each Credit Issuer, if any, and the Trustee shall have received written confirmation from such third party that it holds such securities, free and clear of any lien, as agent for the Trustee,
- (c) a perfected first security interest under the Uniform Commerce Code, or book entry procedures prescribed at 31 CFR 306.1 et seq. or 31 CFR 350.0 et seq. or a successor provision in such securities is created for the benefit of the Trustee,
- (d) the repurchase agreement has a term of six months or less, or the Authority will value the collateral securities no less frequently than monthly and will liquidate the collateral securities if any deficiency in the required collateral percentage is not restored within two business days of such valuation,
- (e) the repurchase agreement matures on or before a debt service payment date (or other appropriate liquidation period), and
- (f) the fair market value of the securities in relation to the amount of the repurchase obligation is equal to at least 100%,
- (vii) Banker's acceptances, Eurodollar deposits and certificates of deposit (in addition to the certificates of deposit provided for by subparagraphs (iv) and (v) above) of the domestic branches of foreign banks having a capital and surplus of \$1,000,000,000 or more, or any bank or trust company organized under the laws of the United States of America or Canada, or any state or province thereof, having capital and surplus, in the amount of \$1,000,000,000; provided that the aggregate maturity value of all such banker's acceptances and certificates of deposit held at any time as investments of funds under this Resolution with respect to any particular bank, trust company, or national association shall not exceed 5% of its capital and surplus; and provided further that any such bank, trust company, or national association shall be rated in one of the two highest rating categories, without regard to rating sub-categories, by both Moody's and S&P;
- (viii) Other obligations of the United States of America or any agency thereof which may then be purchased with funds belonging to the State of New Jersey or which are legal investments for savings banks in the State of New Jersey;
- (ix) Deposits in the New Jersey Cash Management Fund;

Notes to Financial Statements

December 31, 2006

4. Cash and Investments (continued)

- (x) Obligations of any state, commonwealth or possession of the United States or a political subdivision thereof or any agency or instrumentality of such a state, commonwealth, possession or political subdivision, provided that at the time of their purchase such obligations are rated in either of the two highest rating categories by both Moody's and S&P; and
- (xi) Commercial paper with a maturity date not in excess of 270 days rated A-1+ by S&P and P-1 by Moody's at the time of such investment, issued by an entity incorporated under the laws of the United States or any state thereof.

5. Other Liabilities

Included as other liabilities in the accompanying December 31, 2006 statement of assets, liabilities and fund balance is: approximately \$3.4 million of funds to satisfy general and auto liability insurance claims for which the Authority is self-insured; approximately \$4.8 million of funds which are designated to satisfy unemployment insurance claims; approximately \$2.4 million of funds for accrued salaries, non-recurring bonus and separation payments; approximately \$90 million of funds designated for ETC tag deposits and prepayments; and approximately \$5.5 million for other obligations of the Authority, all of which are included as "other liabilities" on the Financial Statements.

Other liabilities in the Construction Fund consist of \$4.9 million for arbitrage rebate.

6. Bond Indebtedness

As of December 31, 2006, bond indebtedness consists of the following:

Turnpike Revenue Bonds:

Series 1991 C, due 1/1/2016 with interest at 6.50%	\$ 102,650,000
Series 1991 D, due 1/1/2018 with interest at 6.19% (under an interest rate swap agreement)	371,000,000
Series 1992 B, due 1/1/2004 to 2012 with yields to maturity at 6.10% to 6.70% (see below)	27,659,772
Series 2000 A, due 1/1/2030 with interest rates at 4.80% to 6.0%	399,985,000
Series 2000 B-G (auction rate bonds), due 1/1/2023 with interest at variable rates not to exceed 10%	400,000,000
Series 2003 A, 4.75% to 5.0% maturing 1/1/2019 through 1/1/2030	788,815,000
Series 2003 B (Federally Taxable) 1.15% to 4.252% maturing 1/1/2004 through 1/1/2016	679,970,000
Series 2003 C, 3.4486% (under interest swap agreement) maturing 1/1/2024	500,000,000
Series 2003 D, 3.034% (under interest swap agreement) maturing 1/1/2024	400,000,000
Series 2004 A, 3.150%, maturing January 1, 2035, mandatory tender of January 1, 2010	154,000,000
Series 2004 B, 5.150%, Growth and Income Securities	109,462,410
Series 2004 C-1, 4.50%-5.50%, maturing 1/1/2031	154,270,000
Series 2004 C-2, 5.50%-5.50%, maturing 1/1/2025	132,850,000
Series 2005 A, 5.0%, maturing 1/1/2019 through 1/1/2030	409,180,000
Series 2005 B, 4.81%, maturing 1/1/2019	32,500,000
Series 2005 C, 5.0%, maturing maturing 1/1/2030 and 1/1/2035	95,880,000
Series 2005 D, 5.25%, maturing 1/1/2026	208,735,000
	\$ 4,966,957,182

Notes to Financial Statements

December 31, 2006

6. Bond Indebtedness (continued)

The Authority has approximately \$9,831,915,000 of bonds outstanding which are secured by investments held by various escrow agents. The escrow accounts are invested in obligations of U.S. Government agencies and are not controlled by the Authority. The bonds are considered extinguished and accordingly, the assets and obligations are not reflected on the financial statements of the Authority.

For the Series 1991 C Bonds maturing in 2007, the Series 1991 D Bonds maturing in 2018, the Series 1992 B Bonds, the Series 2000A (other than the January 1, 2027 maturity), the Series 2000 B-G, the Series 2003 A-D, the Series 2004 A-C and the Series 2005 A-D, principal and interest payments are insured on the stated maturity and interest payment dates through municipal bond insurance.

Interest on all outstanding bond indebtedness, except for capital appreciation bonds and auction rate bonds (see below) is payable semiannually on each January 1 and July 1. Unless converted to a fixed interest rate, the Series 1991 D Bonds pay interest to bondholders at a variable weekly interest rate (3.84 % as of December 31, 2006) subject to a maximum rate of 12 %. Regardless of whether the Series 1991 D bondholders are paid a variable rate or a fixed rate, under an interest rate swap agreement with a financial institution, the Authority will pay interest at a fixed rate of 6.19% for the entire term of the Series 1991 D Bonds.

The Series 1992 B Bonds, which are capital appreciation bonds, were originally issued in the amount of \$30,016,972, and are reported at their accreted value of \$27,659,772 as of December 31, 2006 and mature annually from January 1, 2000 through January 1, 2012 at accreted values aggregating \$70,200,159.

Series 1991 C Bonds in the principal amount of \$102,650,000 are subject to mandatory redemption on January 1, 2012 through January 1, 2016 at 100% of the principal amount plus accrued interest. The Series 1992 B Bonds are not subject to mandatory or optional redemption prior to maturity. If converted to a fixed interest rate, the Series 1991 D Bonds are subject to mandatory redemption on January 1, 2017 and January 1, 2018 at 100% of the principal amount plus accrued interest. The Series 1991 D Bonds are also subject to optional redemption prior to maturity in whole or in part of a redemption price of 100% plus accrued interest.

The Series 2000 A Bonds maturing after January 1, 2014 are subject to redemption prior to maturity on or after January 1, 2010 at the option of the Authority in whole or in part at any time and from time to time. The redemption price is 100% plus accrued interest. The bonds are also subject to mandatory redemption on January 1, 2021 through January 1, 2030 at 100% of the principal amount plus accrued interest.

The Series 2000 B-G bonds were issued as auction rate bonds with interest rates not to exceed 10% (the average rate for 2006 was 3.1324%). The auction date for the Series 2000 B-G Bonds generally occurs every seven days. Interest on the auction rate bonds will accrue for each auction interest period and will be payable in arrears on each succeeding interest payment date. An interest auction period begins on, and includes, an interest payment date and ends on (but excludes) the next succeeding interest payment date. The final interest payment date on the Series B-G Bonds will be January 1, 2030. These auction rate bonds of each Series are subject to redemption prior to maturity at the option of the Authority in whole or in part at redemption price of 100%, plus accrued interest. The bonds are also subject to mandatory redemption on January 1, 2021 through January 1, 2030 at 100% of the principal amount plus accrued interest.

The Series 2003 A Bonds are subject to redemption prior to maturity on and after July 1, 2013 at the option of the Authority in whole or in part at any time and from time to time. The redemption price is 100% plus accrued interest.

The Series 2003 B Bonds are not subject to optional redemption prior to maturity.

Notes to Financial Statements

December 31, 2006

6. Bond Indebtedness (continued)

The Series 2003 C Bonds, while bearing interest at a Weekly Interest Rate, are subject to redemption prior to maturity on any Interest Payment Date at the option of the Authority in whole or in part at any time and from time to time. The redemption price is 100% plus accrued interest.

The Series 2003 D Bonds, while bearing interest at an Auction Rate, are subject to redemption prior to maturity on any Interest Payment Date of the option of the Authority in whole or in part at any time and from time to time. The redemption price is 100% plus accrued interest.

The 2003 Series C and D Adjustable Rate Bonds, in the amount of \$500,000,000 and \$400,000,000, respectively, were issued in connection with swap agreements. Under those agreements, the Authority has agreed to pay each counterparty up to and including January 1, 2016, a fixed rate of interest equal to the lesser of (a) 63% of LIBOR plus 0.20% and (b) the actual rate of interest on the Hedged Series 2003 D bonds, which is 3.4486% for Series C and 3.034% for Series D. After January 1, 2016, the floating rate payable by each counterparty is 63% of LIBOR plus 0.20%. The swap agreements terminate on January 1, 2024, unless terminated sooner in accordance with their respective terms.

The Series 2004 A Bonds are subject to redemption prior to maturity on and after July 1, 2013 at the option of the Authority in whole or in part at any time and from time to time. The redemption price is 100% plus accrued interest. The bonds are also subject to mandatory redemption on January 1, 2026 through January 1, 2030 at 100% of the principal amount plus accrued interest.

The Series 2004 B Bonds, which are capital appreciation bonds, were originally issued in the amount of \$101,279,755, and are reported at their accreted value of \$109,462,410. The Series 2004 B Bonds are subject to mandatory redemption on January 1, 2012 through January 1, 2016 at 100% of the principal amount plus accrued interest. The bonds are not subject to optional redemption prior to maturity.

The Series 2004 C-1 Bonds are subject to mandatory redemption prior to maturity at the option of the Authority on January 1, 2010 or any date thereafter, at a price of par plus accrued interest to the date of redemption.

The Series 2004 C-2 Bonds are not subject to redemption prior to maturity.

The Series 2005 A Bonds maturing on January 1 in the years 2026 through 2030 are not subject to optional redemption prior to maturity. The bonds maturing in 2019 through 2025 are subject to redemption prior to maturity on or after January 1, 2015, at the option of the Authority, at the redemption price of 100% plus accrued interest.

The Series 2005 B Bonds are not subject to optional redemption prior to maturity.

The Series 2005 C Bonds are subject to redemption prior to maturity on and after January 1, 2015, at the option of the Authority, at a redemption price of 100%, plus accrued interest. The Series 2005 C Bonds maturing on January 1, 2030 and 2035, respectively, are subject to mandatory redemption prior to maturity, at a redemption price of 100% plus accrued interest.

The Series 2005 D Bonds are not subject to optional redemption prior to maturity.

All bonds outstanding under the Bond Resolution, together with amounts owed under the interest rate swap agreements, are secured on a parity by a pledge of net revenues of the Authority senior in priority to any other Authority obligations secured by such net revenues. The off-balance sheet risk associated with the interest rate swap agreements are termination payments. These payments, which under certain circumstances could be substantial

Notes to Financial Statements

December 31, 2006

6. Bond Indebtedness (continued)

amounts, would be required to be made by the Authority, if the Authority opted to cancel any of the agreements. These termination payments are not included in the accompanying statement of assets, liabilities and fund balances as of December 31, 2006 as the Authority does not intend to terminate any of the agreements at this time.

In accordance with the Bond Resolution, the Authority, to meet the Debt Reserve Requirement (see Note 2), may maintain a surety bond or insurance policy payable to the Trustee in lieu of required deposits in the Debt Reserve Fund. As of December 31, 2005, the Authority maintained insurance policies with a face amount of \$3,960,529,304 and surety bonds with a payment limit of \$319,617,360.

The following table sets forth as of December 31, 2006, payments of principal (through sinking fund installments) and interest to be made to the Debt Service Fund from the Revenue Fund on all outstanding bonds of the Authority for the next five years and thereafter (in thousands). The table excludes the funds deposited in 2006 to the Debt Service Fund to provide the January 1, 2006 sinking fund payments amounting to \$68,570,000.

	Principal	Interest	Total
2007	74,948,648	221,457,525	296,406,173
2008	80,336,088	218,528,587	298,864,675
2009	104,195,012	214,505,342	318,700,354
2010	108,170,012	211,905,523	320,075,535
2011 - 2015	740,790,671	978,997,152	1,719,787,823
2016 - 2020	1,179,160,000	780,599,341	1,959,759,341
2021 - 2025	1,528,625,000	498,588,621	2,027,213,621
2026 - 2030	703,074,737	220,911,107	923,985,844
2031 - 2034	373,660,018	110,530,046	484,190,064
	<u>\$4,892,960,186</u>	<u>\$3,456,023,244</u>	<u>\$8,348,983,430</u>

The Authority has covenanted that it will charge and collect such tolls and other charges as shall be required in order that in each calendar year Net Revenue (as defined) shall at least equal the greater of (1) the sum of the aggregate debt service on all outstanding bonds, maintenance reserve payments, and special project reserve payments and payments, if any, to the charges fund for each calendar year; or (2) 1.20 times the sum of the aggregate debt service on all outstanding bonds, for each calendar year. Net revenue was sufficient to satisfy the most restrictive toll covenant requirements for 2006.

For the year ended December 31, 2006, interest expense was comprised of the following:

Turnpike Revenue Bonds, Series 1991 C	\$ 6,672,250
Turnpike Revenue Bonds, Series 1991 D	22,964,900
Turnpike Revenue Bonds, Series 2000 A	22,777,563
Turnpike Revenue Bonds, Series 2000 B-G	12,691,171
Turnpike Revenue Bonds, Series 2003 A	39,223,563
Turnpike Revenue Bonds, Series 2003 B	27,996,170
Turnpike Revenue Bonds, Series 2003 C	17,189,932
Turnpike Revenue Bonds, Series 2003 D	13,110,552
Turnpike Revenue Bonds, Series 2004 A	4,851,000
Turnpike Revenue Bonds, Series 2004 C	14,248,987
Turnpike Revenue Bonds, Series 2005 A	20,893,125
Turnpike Revenue Bonds, Series 2005 B	1,563,250
Turnpike Revenue Bonds, Series 2005 C	4,794,000
Turnpike Revenue Bonds, Series 2005 D	10,177,602
	<u>\$219,154,035</u>

Notes to Financial Statements

December 31, 2006

7. Interest Rate Exchange Contracts (SWAPS)

The Authority records interest rate exchange contracts pursuant to the settlement method of accounting whereby cash paid or received under the terms of the swap is charged or credited to the related interest expense account for the purpose of managing interest rate exposure. Each swap transaction involves the exchange of fixed and variable rate interest payments obligations with respect to an agreed upon nominal principal amount called a notional amount.

The Authority entered into fifteen pay-fixed, receive-variable interest rate swaps on a forward basis and one floating rate interest rate swap in order to protect against the potential of rising interest rates between the execution date and the effective date and to preserve the net present value savings of the bond refunding associated with each swap transaction. The notional amount of the swaps matches the principal amount of the associated debt. The Authority's swap agreements contain scheduled reductions to outstanding notional amounts to approximately follow scheduled reductions of the associated debt. The terms, including the fair values and credit ratings of the outstanding swaps as of December 31, 2006, are as follows:

Swap Agreement	Associated Debt	National Amount	Execution/Trade Date	Effective Date	Rate Paid	Rate Received	Fair Value	Termination Date	Counterparty	Credit Rating (a)
1991 D	\$ 371,000,000	\$ 371,000,000	11/22/1991	12/18/1991	6.1900%	(b)	\$ (96,510,239)	1/1/2018	AIG Financial Products Corp.	AA/Aa2/NA
2003 C-1	225,000,000	225,000,000	5/9/2003	7/9/2003	3.4486%	(c)	1,215,383	1/1/2024	UBS AG	AA+/Aa2/AA+
2003 C-2	225,000,000	225,000,000	5/9/2003	7/9/2003	3.4486%	(c)	1,214,753	1/1/2024	Morgan Stanley Capital Services	A+/Aa3/AA-
2003 C-3	50,000,000	50,000,000	5/9/2003	7/9/2003	3.4486%	(c)	744,141	1/1/2024	Citibank, N.A.	AA/AAA/AA+
2003 D-1	43,750,000	43,750,000	6/13/2003	7/9/2003	3.0340%	(c)	1,992,154	1/1/2024	Morgan Stanley Capital Services	A+/Aa3/AA-
2003 D-2	43,750,000	43,750,000	6/13/2003	7/9/2003	3.0340%	(c)	1,992,308	1/1/2024	Morgan Stanley Capital Services	A+/Aa3/AA-
2003 D-3	43,750,000	43,750,000	6/13/2003	7/9/2003	3.0340%	(c)	1,992,441	1/1/2024	Morgan Stanley Capital Services	A+/Aa3/AA-
2003 D-4	43,750,000	43,750,000	6/13/2003	7/9/2003	3.0340%	(c)	1,992,234	1/1/2024	Morgan Stanley Capital Services	A+/Aa3/AA-
2003 D-5	43,750,000	43,750,000	6/13/2003	7/9/2003	3.0340%	(c)	2,011,822	1/1/2024	UBS AG	AA+/Aa2/AA+
2003 D-6	43,750,000	43,750,000	6/13/2003	7/9/2003	3.0340%	(c)	2,008,193	1/1/2024	UBS AG	AA+/Aa2/AA+
2003 D-7	43,750,000	43,750,000	6/13/2003	7/9/2003	3.0340%	(c)	2,010,350	1/1/2024	UBS AG	AA+/Aa2/AA+
2003 D-8	43,750,000	43,750,000	6/13/2003	7/9/2003	3.0340%	(c)	2,009,815	1/1/2024	UBS AG	AA+/Aa2/AA+
2003 D-9	50,000,000	50,000,000	6/13/2003	7/9/2003	3.0340%	(c)	2,693,196	1/1/2024	Citibank, N.A.	AA/AAA/AA+
2000 B-G	280,000,000	280,000,000	7/21/2004	1/1/2007	4.3120%	(d)	(21,147,199)	1/1/2030	Morgan Stanley Capital Services	A+/Aa3/AA-
2000 B-G	120,000,000	120,000,000	7/21/2004	1/1/2007	4.3120%	(d)	(14,117,531)	1/1/2030	UBS AG	AA+/Aa2/AA+
1991D	371,000,000	371,000,000	8/24/2006	1/1/2007	(e)	(f)	(3,501,199)	1/1/2018	Morgan Stanley Capital Services	A+/Aa3/AA-

(a) Ratings supplied by Standard & Poor's/Moody's/Fitch Ratings.

(b) Bond Rate as determined by remarketing agent.

(c) From Effective Date to 1/1/2016, lesser of weighted average 63% USD-LIBOR-BBA plus 20 bps. or weighted average Bond Rate; after 1/1/2016, weighted average 63% USD-LIBOR-BBA plus 20 bps.

(d) 64.459% of 5-year LIBOR.

(e) NJTA pays floating rate equal to USD-BMA Municipal Swap Index, not fixed rate.

(f) From Effective Date to 1/1/09 the greater of 86.815% of USD-BMA-Swap Rate and USD BMA Municipal Swap Index in either case with a 5 year maturity; after 1/1/09 86.815% of USD-BMA-Swap Rate with a 5 year maturity.

Note: AIG Fair Value based on AIG's choice of 65% USD-LIBOR-BBA or 92% BMA Index.

Fair Value

Because interest rates have declined since the execution date of certain swap agreements, four swaps had a negative fair value as of December 31, 2006, while twelve has positive fair value. The negative fair values may be countered by reductions in total interest payments under the variable rate obligations, creating lower synthetic interest rates. Because interest rates on the swaps are reset either on a weekly or 35 day basis, thereby reflecting market interest rates, the obligations do not have corresponding fair value increases. The fair values of the swaps were estimated using the zero coupon method. This method calculates the future net settlement payments required by the swap, assuming that the current forward rates implied by the yield curve correctly anticipates future spot interest rates. These payments are then discounted using the spot rates implied by the current yield curve for hypothetical zero-coupon bonds due on the date of each future net settlement on the swaps.

Notes to Financial Statements

December 31, 2006

7. Interest Rate Exchange Contracts (SWAPS) (continued)

Credit Risk

As of December 31, 2006, the Authority was exposed to credit risk on those swaps with positive fair values totaling \$21,876,970. It is not exposed to credit risk on those outstanding swaps which had a negative fair value. However, should interest rates change and the fair values of the swaps become positive, the Authority would be exposed to credit risk in the amount of the swaps' fair value.

All of the swap agreements provide each party the right to set-off, counterclaim, or withhold payment upon and during the continuation of an event of default by the other party until the event of default is remedied, and, in addition, an early termination date may be designated if an event of default occurs. The Authority's sixteen swap transactions currently outstanding are with four different counterparties. These counterparties are rated A+/Aa3/AA- to AA+/Aa2/AA+.

Basis Risk

The Authority's interest payments on the associated debt are equivalent to the weekly or 35 day variable market rates set by the remarketing agent or the auction agent. The Authority receives a variable rate payment based on an index other than the weekly or 35 day market or auction rates on each swap and would be exposed to basis risk should the relationship between the actual rate and the swap rate index differ. To the degree these rates differ, expected cost savings may not be realized. As of December 31, 2006, the variable market rates were and corresponding swap indexes are shown below:

Interest Rate Exchange Contracts (Swaps)					Basis Risk
Swap Agreement	Reset	Bond Rate	LIBOR Swap Rate Index	Swap Rate Index Adjusted LIBOR	Variable Rate Received
1991 D	7-Day	3.460%	N/A	N/A	(a)
2003 C-1	7-Day	3.550%	4.390%	2.966%	(b)
2003 C-2	7-Day	3.550%	4.390%	2.966%	(b)
2003 C-3	7-Day	3.550%	4.390%	2.966%	(b)
2003 D-1	7-Day	3.200%	4.390%	2.966%	(b)
2003 D-2	35-Day	3.200%	4.390%	2.966%	(b)
2003 D-3	7-Day	3.150%	4.390%	2.966%	(b)
2003 D-4	35-Day	2.800%	4.390%	2.966%	(b)
2003 D-5	7-Day	3.000%	4.390%	2.966%	(b)
2003 D-6	35-Day	3.000%	4.390%	2.966%	(b)
2003 D-7	7-Day	3.200%	4.390%	2.966%	(b)
2003 D-8	35-Day	3.050%	4.390%	2.966%	(b)
2003 D-9	35-Day	2.950%	4.390%	2.966%	(b)
2000 B-G	7-Day	N/A	4.390%	3.073%	(c)
2000 B-G	7-Day	N/A	4.390%	3.073%	(c)

Note: All rates as of December 31, 2006

- (a) Bond Rate as determined by remarketing agent.
- (b) From Effective Date to 1/1/2016, lesser of weighted average 63% USD-LIBOR-BBA plus 20 bps. or weighted-average Bond Rate; after 1/1/2016, weighted average 63% USD-LIBOR-BBA plus 20 bps.
- (c) Weighted average 70% USD-LIBOR-BBA.
- N/A Not applicable.

Notes to Financial Statements

December 31, 2006

7. Interest Rate Exchange Contracts (SWAPS) (continued)

Termination Risk

The Authority or the counterparty may terminate any of the swaps if the other party fails to perform under the terms of the agreement. If any of the swaps are terminated, the associated variable rate debt will no longer carry synthetic fixed interest rates. Also, if at the time of termination the counterparty suffers a loss, the Authority would be liable to the counterparty for a payment calculated pursuant to the agreement with respect to such loss.

8. Pension and Deferred Compensation

Permanent full-time employees of the Authority are covered by the Public Employee's Retirement System of the State of New Jersey (PERS), a cost sharing, multiple employer public retirement system. The payroll subject to pension for the Authority's employees covered by PERS was \$157,442,178 for the year ended December 31, 2006. The Authority's total payroll for the year ended December 31, 2006 was \$191,050,886.

All Authority permanent full-time employees are required as a condition of employment to be members of PERS. A member may retire on a service retirement allowance as early as age 60; no minimum service requirement must be established. The formula for benefits is an annual allowance in the amount equal to years of service, divided by 55, times the final average salary. Final average salary means the average of the salaries (excluding overtime) received by the member for the last three years of creditable membership service preceding retirement or the highest three fiscal years of membership service, whichever provides the largest benefit. Benefits fully vest on reaching 10 years of service. Employees with 25 years of service may retire at or after age 55 with full retirement benefits. The system also provides death and disability benefits. Benefits are established by State statute.

Covered Authority employees are required by PERS to contribute a percentage of their salary. The Authority is required by State statute to contribute the remaining amounts necessary to pay benefits when due. The amount of the Authority's contribution is certified each year by PERS on the recommendation of the actuary who makes an annual actuarial valuation. The valuation is a determination of the financial condition of the retirement system. It includes the computation of the present dollar value of benefits payable to former and present members and the present dollar value of future employer and employee contributions, giving effect to mortality among active and retired members and also to the rates of disability, retirement, withdrawal, former service, salary and interest. The contribution requirement for the year ended December 31, 2006 expressed in both dollars and as a percentage of covered payroll was \$7,872,109 (5%). This consisted solely of employee contributions of \$7,872,109 for the year ended December 31, 2006.

In addition to providing pension benefits, the Authority self-insures certain health care benefits for both active and retired employees, as follows:

Turnpike employees must have 5 years of service with the Authority and be eligible for a PERS retirement in order to receive retiree benefits. Individual benefits vary based upon class of employment and the applicable collective bargaining agreement in effect at the time of retirement.

Former Highway Authority employees hired prior to July 1, 1996, must have 10 years of service and be eligible for a PERS retirement to be eligible for continuing health benefits. An employee hired post July 1, 1996, must have 25 years of service to be eligible for health benefits. In some cases, employees eligible under the State service requirement of age 62 with at least 15 years of service may also qualify.

Notes to Financial Statements

December 31, 2006

8. Pension and Deferred Compensation (continued)

The Authority provided approximately \$49,371,488 for the estimated cost of these benefits which includes the Authority's costs for the entire year. The cost of providing those benefits for 1,736 retirees for the year ended December 31, 2006, is not separable from the cost of providing benefits for the 2,408 active employees in 2006.

In 1980, the Authority established the Employees Deferred Compensation Plan. All permanent employees are eligible to participate in the plan, which permits participants to defer annually a portion of their salary. The Authority does not make any contributions to the plan.

9. Commitments and Contingent Liabilities

Under the terms of an agreement dated April 27, 1984 and amendments dated August 1, 1995 and March 27, 2000, the Authority agreed to make annual payments to the State of New Jersey to assist in transportation purposes. These payments are \$22 million annually and are due until all obligations of the New Jersey Transportation Trust Fund Authority, as set forth in the 2000 Amendment, are paid for or such payment has been provided for. The payments are made from the General Reserve Fund and are subordinate to debt service payments under all outstanding bonds.

In April 2002 the Authority's Commissioners approved the execution of an Interagency Agreement with the (former) Highway Authority whereby the Turnpike Authority would provide a portion of the monies required to construct a new bridge over the Raritan River. One provision of that agreement provides that for the State's fiscal years 2004-05 and 2005-06, the amounts otherwise payable to the State for those periods could be used to fund the construction of this bridge. The Authority resumed payments to the State in the 3rd and 4th quarters of 2006, with total payments to the State during 2006 of \$11 million.

The Authority is committed under Construction Fund contracts to complete over the next several years projects totaling approximately \$370,287,107 as of December 31, 2006.

10. Litigation

The Authority continues to defend a few remaining lawsuits filed by individuals alleging, among other charges, discriminatory actions, assault and/or negligence by New Jersey State Troopers on duty on the New Jersey Turnpike and Garden State Parkway (the "Roadways"). The Authority is defending each case vigorously and has asserted that it has no liability. The Authority's agreements with the State of New Jersey for provision of law enforcement services on the Roadways require the Authority to defend and indemnify such State Troopers, the State Police and the State under certain circumstances. In the event the Authority is found ultimately to be liable, the Authority believes that its substantial insurance coverage over and above its self-insurance of \$2,000,000 will cover such liability and, further, that any payments in regard to any portions that are not covered by insurance would not materially adversely affect the operations of the Authority. The Authority also reserves the right to withdraw its indemnification obligations should facts ultimately demonstrate that the subject State Trooper(s) is not entitled to indemnification by the Authority (for example, in a case where the State Trooper acted outside the scope of his employment in using excessive force).

Notes to Financial Statements

December 31, 2006

10. Litigation (continued)

The Authority is challenging a lower court decision that held that the Township of Holmdel has the right to assess and impose real property taxes upon the Garden State Arts Center Complex (the "Complex"). This matter is presently on appeal to the New Jersey Supreme Court. The Authority contends that the property at the Complex is exempt and is not subject to taxation. The operator of the Arts Center is by contract liable for any taxes imposed during the period of the contract.

11. Garden State Arts Center

One of the results of consolidation with the Highway Authority was the acquisition of the PNC Bank Arts Center, an outdoor amphitheater and entertainment facility located in Holmdel, New Jersey. Prior to December 21, 2004, the Arts Center was not part of the Turnpike system, and as such, revenues were not pledged revenues under the Bond Resolution; similarly, expenses were not operating expenses for the purposes of the Resolution. Effective December 21, 2004, the Arts Center became a part of the Turnpike System for purposes of the Resolution, the revenues thereafter received by the Turnpike Authority from the Arts Center (other than revenues received pursuant to the Naming Agreement) will be Pledged Revenues under the Resolution, and the expense, if any, incurred by the Turnpike Authority in connection with the operations of the Art Center will be operating expenses of the Turnpike System for purposes of the Resolution. The facility generates revenue in the form of naming and marketing rights (from PNC Bank) and in the form of lease payments from the facility tenant (Clear Channel Entertainment). These amounts, and the expenses incurred in the generation of same, are included in the Turnpike's financial statements.

12. Self-Insurance

The New Jersey Turnpike Authority maintains a comprehensive insurance program, which affords various coverages including but not limited to, Umbrella Liability, Excess Workers Compensation, and Major Bridge/Property Insurance. Each coverage is subject to self-insured retentions or deductibles ranging from \$25,000 to \$2,000,000 each occurrence or claim as applicable. Employee medical benefits are self-insured with claims administration by Horizon Blue Cross/Blue Shield. The Authority has Stop Loss coverage for all self-funded medical plans, administered by Horizon BCBSNJ and CIGNA Healthcare. The coverage is "specific stop loss coverage", which means that the coverage applies to each claim individually. The attachment point for each claim is \$300,000 per benefit year.

The Umbrella Liability Insurance includes a self-insured retention of \$2,000,000 each occurrence whereas the Excess Workers Compensation Insurance is subject to a \$750,000 self-insured retention per occurrence and \$750,000 applicable for each person by disease. The Major Bridge/Property Insurance coverages property insurance for Turnpike operations are subject to a deductible of \$2,000,000 each occurrence with lower sub-deductibles on other property and time element coverages. The Garden State Parkway Bridge and Property Program includes a \$250,000 deductible per occurrence on all bridges subject to a \$500,000 on the Raritan River Bridge and similar sub-deductibles on other property and coverages. Each of these programs affords limits of liability and amounts of insurance in excess of such self-insured retentions and/or deductibles to protect the Authority against losses resulting from Third Party Liability, Workers Compensation and Employers Liability and direct damage claims.

Other coverages such as Public Officials Liability, Employment Practice Liability, Crime Insurance, and Owner Controlled Insurance Programs for constructions projects all contain similar self-insured retention and/or deductibles.

Supplemental Information

NEW JERSEY TURNPIKE AUTHORITY

Schedule of Investments

December 31, 2006

	Interest rate	Maturity	Par value	Carrying value
Revenue Fund:				
Federal Agency Discount Notes	4.75 - 5.10%	1/2/07 - 1/25/07	\$ 64,436,000	\$ 64,392,448
Repurchase Agreements	4.99%	1/4/07	6,875,000	6,877,859
Commercial Paper	5.09 - 5.27%	1/8/07 - 3/22/07	19,200,000	19,063,764
Certificates of Deposit	5.11 - 5.37%	1/18/07 - 5/31/07	20,000,000	20,380,998
Cash Balance in investment account			16,402,093	16,402,093
			<u>126,913,093</u>	<u>127,117,161</u>
Construction Fund:				
Federal Agency Discount Notes	4.85 - 5.10%	1/2/07 - 7/13/07	512,597,000	509,667,416
Federal Agency Notes (Coupons)	2.63 - 5.75%	4/4/07 - 4/15/09	169,912,000	171,553,513
Treasury Bills			2,998,000	2,932,635
			<u>685,507,000</u>	<u>684,153,564</u>
Maintenance Reserve Fund:				
Federal Agency Discount Notes	5.00 - 5.06%	1/4/07 - 2/2/07	26,096,000	26,030,154
			<u>26,096,000</u>	<u>26,030,154</u>
Special Project Reserve Fund:				
Federal Agency Discount Notes	4.95 - 5.12%	1/5/07 - 2/28/07	30,678,000	30,526,214
			<u>30,678,000</u>	<u>30,526,214</u>
General Reserve Fund:				
Federal Agency Discount Notes	4.70 - 5.17%	1/17/07 - 4/16/07	213,930,000	212,080,216
Repurchase Agreements	4.99%	1/4/07	16,000,000	16,006,653
			<u>229,930,000</u>	<u>228,086,869</u>
Charges Fund:				
Federal Agency Discount Notes	4.70%	1/2/07	778,000	777,898
			<u>778,000</u>	<u>777,898</u>
Debt Service Fund:				
Federal Agency Discount Notes	4.70 - 5.24%	1/2/07 - 1/5/07	184,668,000	184,635,621
Investment Coupon	3.99%	1/3/2011	12,039,170	12,276,385
			<u>196,707,170</u>	<u>196,912,006</u>
Total investments			<u>\$1,296,609,263</u>	<u>\$1,293,603,866</u>

NEW JERSEY TURNPIKE AUTHORITY

Schedule of Cash Receipts and Disbursements

For the Year Ended December 31, 2006

	<u>Revenue Fund</u>	<u>Construction Fund</u>	<u>Maintenance Reserve Fund</u>
Beginning Cash, December 31, 2005	\$ 66,905,248	\$ 24,850,404	\$ 4,673,868
Revenues	830,221,376	-	1,069,190
Construction investment interest	-	33,886,753	-
Transfers from Revenue Fund	(105,850,855)	-	59,058,000
Net change in investments	(3,004,775)	186,050,595	(15,525,023)
Net change in receivables	(10,193,170)	(2,237,612)	-
Net change in Cost of investment in facilities	-	(220,604,321)	-
Net change in inventory	(2,979,648)	-	-
Net change in other assets	735,880	728,315	-
Transfers of funds, net	68,607	2,760,437	1,103,722
Interfund transfer of earnings on investments	19,894,662	-	(1,069,190)
Accretion of Bonds	-	7,181,726	-
Current year retired debt	-	(34,615,000)	-
Operating disbursements	(456,541,148)	1,855,849	(45,431,600)
Sinking Fund Payment	-	34,615,000	-
Sinking Fund Transfer	(68,570,000)	-	-
Transfers to fund bond interest expense	(219,154,035)	-	-
Bond Interest Expense	-	-	-
Required payment to the State of NJ	-	-	-
Net change in current liabilities	6,016,210	(14,978,700)	(2,844,915)
	(9,356,896)	(5,356,958)	(3,639,816)
Ending Cash, December 31, 2006	\$ 57,548,352	\$ 19,493,446	\$ 1,034,052

	<u>Cash Balance</u>	<u>Market Value of Securities Pledged to Secure Deposits</u>
Cash Balance:		
Toll Collection & Other Imprest Funds	\$ 332,516	\$ -
Bank of America	19,709,575	36,791,246
Wachovia	17,259,798	58,028,656
Bank of New York, N.A.	12,522,523	48,020,102
Chase	36,112,984	7,190
Commerce	200,000	1,488,999
Citibank	394,000	-
	<u>\$ 86,531,396</u>	<u>\$ 144,336,193</u>

Special Project Reserve Fund	General Reserve Fund	Charges Fund	Debt Service Fund	Total
\$ 5,400,981	\$ 18,860,507	\$ 979	\$ 7,595	\$ 120,699,582
1,478,079	11,331,913	47,951	5,967,529	850,116,038
-	-	-	-	33,886,753
26,600,000	15,200,722	4,992,133	-	-
(9,240,134)	21,950,623	(49,092)	(30,807,660)	149,374,534
187	(31,126,361)	-	-	(43,556,956)
-	-	-	-	(220,604,321)
-	-	-	-	(2,979,648)
-	-	-	-	1,464,195
705,073	28,314,260	238	(1,805,984)	31,146,353
(1,478,079)	(11,331,913)	(47,951)	(5,967,529)	-
-	-	-	-	7,181,726
-	-	-	-	(34,615,000)
(23,336,104)	(32,382,952)	(4,942,558)	-	(560,778,513)
-	-	-	(34,615,000)	-
-	-	-	68,570,000	-
-	-	-	219,154,035	-
-	-	-	(219,154,035)	(219,154,035)
-	(11,000,000)	-	-	(11,000,000)
3,497,567	(5,108,576)	-	(1,230,898)	(14,649,311)
(1,773,411)	(14,152,284)	721	110,458	(34,168,186)
\$ 3,627,570	\$ 4,708,223	\$ 1,700	\$ 118,053	\$ 86,531,186

NEW JERSEY TURNPIKE AUTHORITY

Schedule of Bond Indebtedness

December 31, 2006

Turnpike revenue bonds:

Series A, 4.75% (1966 issue), maturing January 1, 2006
Series A, 5.12% (1968 issue), maturing January 1, 2008
Series C, 5.20% (1968 issue), maturing January 1, 2008
Series D, 5.75% (1969 issue), maturing January 1, 2008
Series E, 5.87% (1969 issue), maturing January 1, 2008
Series F, 7% (1969 issue), maturing January 1, 2009
Series G, 5.75% (1972 issue), maturing January 1, 2009

Turnpike improvement revenue bonds:

First series, 5.70% (1973 issue), maturing May 1, 2013

General revenue bonds:

Turnpike revenue bonds (1950 issue), 3.25%, matured January 1, 1985
Turnpike revenue bonds (1951 issue), 3.20%, matured January 1, 1986

Second series revenue bonds

Turnpike notes:

Series A, 4.62% (1971 issue), matured January 1, 1975

Turnpike system revenue bonds:

First series, 6% (refunding issue), maturing January 1, 2014

Turnpike revenue bonds:

1984 Series, 6.75% to 12%, maturing January 1, 2003 through 2014

Turnpike revenue bonds:

1985 series, bi-modal multi-term format (BMTF):
Mode 1 (tender dates ranging from one week to July 2, 1990)
Mode A (tender dates ranging from one week to January 1, 2018)

1985 series, Mode A, 7.2% maturing January 1, 2018

Parkway revenue bonds:

Series 1986, Term bonds 5.50% maturing January 1, 2015 through January 1, 2016
Series 1992, Serial bonds 5.70% to 6.15% maturing January 1, 2003 through January 1, 2007
Series 1992, Term bonds 5.75% to 6.25% maturing January 1, 2010 through January 1, 2019
Series 1993, Serial bonds 4.60% to 5.20% maturing January 1, 2003 through January 1, 2009
Series 1999, Serial bonds 4.30% to 5.75% maturing January 1, 2003 through January 1, 2019
Series 1999, Term bonds 5.625% maturing January 1, 2030
Series 2001, Serial bonds 5.00% to 5.50% maturing January 1, 2006 through January 1, 2019
Series 2003, Subordinated Revenue Bonds Serial Bonds at variable rates, maturing January 1, 2019 through January 1, 2024

Schedule 3
Unaudited

Original amount authorized and issued	Refunded or acquired and canceled in prior year(s)	Mandatory redemption/ sinking fund installments	Accretion of capital appreciation bonds	Amount outstanding December 31, 2006
\$ 179,000,000	\$ (179,000,000)	\$ -	\$ -	\$ -
75,000,000	(75,000,000)			-
125,000,000	(125,000,000)			-
60,000,000	(60,000,000)			-
40,000,000	(40,000,000)			-
137,000,000	(137,000,000)			-
155,100,000	(155,100,000)			-
<u>771,100,000</u>	<u>(771,100,000)</u>			<u>-</u>
<u>210,000,000</u>	<u>(210,000,000)</u>			<u>-</u>
<u>220,000,000</u>	<u>(220,000,000)</u>			<u>-</u>
<u>35,000,000</u>	<u>(35,000,000)</u>			<u>-</u>
<u>255,000,000</u>	<u>(255,000,000)</u>			<u>-</u>
<u>211,200,000</u>	<u>(211,200,000)</u>			<u>-</u>
<u>125,500,000</u>	<u>(125,500,000)</u>			<u>-</u>
<u>202,415,000</u>	<u>(202,415,000)</u>			<u>-</u>
<u>501,825,000</u>	<u>(501,825,000)</u>			<u>-</u>
<u>2,000,000,000</u>	<u>(2,000,000,000)</u>			<u>-</u>
<u>1,000,000</u>	<u>(1,000,000)</u>			<u>-</u>
<u>2,001,000,000</u>	<u>(2,001,000,000)</u>			<u>-</u>
<u>2,000,000,000</u>	<u>(2,000,000,000)</u>			<u>-</u>
<u>35,435,000</u>	<u>(35,435,000)</u>			<u>-</u>
<u>32,445,000</u>	<u>(32,445,000)</u>			<u>-</u>
<u>73,390,000</u>	<u>(73,390,000)</u>			<u>-</u>
<u>47,115,000</u>	<u>(47,115,000)</u>			<u>-</u>
<u>76,070,000</u>	<u>(76,070,000)</u>			<u>-</u>
<u>43,445,000</u>	<u>(43,445,000)</u>			<u>-</u>
<u>243,080,000</u>	<u>(243,080,000)</u>			<u>-</u>
<u>115,000,000</u>	<u>(115,000,000)</u>			<u>-</u>
<u>6,944,020,000</u>	<u>(6,944,020,000)</u>			<u>-</u>

NEW JERSEY TURNPIKE AUTHORITY

Schedule of Bond Indebtedness

December 31, 2006

Turnpike revenue bonds:

- Series 1991 A, 5.25% to 6.90%, maturing January 1, 1994 through 2003, January 1, 2008 and January 1, 2014
- Series 1991 B, 4.45% to 5.25%, maturing January 1, 1994 and January 1, 1995
- Series 1991 C, 4.80% to 6.50%, maturing January 1, 1994 through 2011, January 1, 2013 and January 1, 2016
- Series 1991 D, (interest at 6.19% under an interest rate swap agreement) maturing January 1, 2018
- Series 1992 A, 4.80% to 6.20%, maturing January 1, 1996 through 2006, January 2012 and January 1, 2018
- Series 1992 B, capital appreciation bonds, maturing January 1, 2000 through 2012 with yields to maturity at 6.10% to 6.70%
- Series 2000 A, 4.80% to 6.00%, maturing January 1, 2001 through January 1, 2030
- Series 2000 B-G, at variable rates not to exceed 10.00%, maturing January 1, 2001 through January 1, 2030
- Series 2003 A, Subordinated Revenue Bonds Serial Bonds at variable rates, maturing January 1, 2019 through January 1, 2025
- Series 2003 A, 4.759% to 5.0% maturing January 1, 2019 through January 1, 2025
- Series 2003 B (Federally Taxable) 1.15% to 3.14% maturing January 1, 2004 through January 1, 2008
- Series 2003 C, 3.4486% (under interest swap agreement) maturing January 1, 2024, with mandatory redemptions 2022 and 2023
- Series 2003 D, 3.034% (under interest swap agreement) maturing January 1, 2024, with mandatory redemptions 2020 through 2023
- Series 2004 A, 3.150%, maturing January 1, 2035, with mandatory tender date of January 1, 2010
- Series 2004 B, 5.150%, Growth and Income Securities term bond with sinking fund redemption
- Series 2004 C-1, 4.50%, maturing January 1, 2031, subject to redemption prior to maturity after January 1, 2010
- Series 2004 C-2, 5.50%, maturing January 1, 2025 not subject to redemption prior to maturity
- Series 2005A, 5.00%, maturing January 1, 2019 through January 1, 2025, callable on January 1, 2015 and 5.25% non-callable, maturing January 1, 2026 through January 1, 2030
- Series 2005B (Federally Taxable) 4.81% maturing January 1, 2019
- Series 2005C, 5.00%, maturing January 1, 2030 and January 1, 2035, with mandatory sinking fund redemption from January 1, 2026 through January 1, 2030 and January 1, 2031 through January 1, 2035
- Series 2005 D1-D4, (Federally Taxable Converting to Tax-Exempt) 5.25%, due January 1, 2026, convertible on January 1, 2009 through January 1, 2013

**Schedule 3
Unaudited**

Original amount authorized and issued	Refunded or acquired and canceled in prior year(s)	Mandatory redemption/sinking fund installments	Accretion of capital appreciation bonds	Amount outstanding December 31, 2006
\$ 423,205,000	\$ (175,260,000)	\$ (247,945,000)	\$ -	\$ -
79,340,000		(79,340,000)		-
1,247,850,000	(1,126,695,000)	(18,505,000)		102,650,000
371,000,000				371,000,000
741,110,000	(468,430,000)	(272,680,000)		-
30,016,972		(37,800,159)	35,442,959	27,659,772
1,467,375,000	(1,015,510,000)	(51,880,000)		399,985,000
400,000,000				400,000,000
70,000,000	(70,000,000)			-
788,815,000				788,815,000
740,175,000	(32,000,000)	(28,205,000)		679,970,000
500,000,000				500,000,000
400,000,000				400,000,000
154,000,000				154,000,000
101,279,755			8,182,655	109,462,410
154,270,000				154,270,000
132,850,000				132,850,000
409,180,000				409,180,000
32,500,000				32,500,000
95,880,000				95,880,000
208,735,000				208,735,000
<u>8,547,581,727</u>	<u>(2,887,895,000)</u>	<u>(736,355,159)</u>	<u>43,625,614</u>	<u>4,966,957,182</u>
<u>\$ 15,491,601,727</u>	<u>\$ (9,831,915,000)</u>	<u>\$ (736,355,159)</u>	<u>\$ 43,625,614</u>	<u>\$ 4,966,957,182</u>

NEW JERSEY TURNPIKE AUTHORITY

Schedule of Bond Indebtedness

December 31, 2006

Note:

As of December 31, 2006, bond and note indebtedness totaling \$9,831,915,000 had been defeased or retired from the following sources:

Revenues

Excess construction funds, bond proceeds and miscellaneous receipts allocated to revenues

Issuance of Series G (refunding issue) Turnpike Revenue Bonds

to refund Series F bonds for redemption on January 1, 1979

Portion of proceeds of the 1973 Turnpike Improvement Revenue

Bonds used to retire Turnpike notes, Series A

Issuance of Turnpike System Revenue Bonds, first series (refunding) to refund the 5.70%

Turnpike Improvement Revenue Bonds, first series, for retirement in accordance

with sinking fund installment established at the time of their issuance

Issuance of Turnpike Revenue Bonds, 1984 Series to refund the Turnpike Revenue Bonds

Series A through E and Series G and the Turnpike System Revenue Bonds, First Series

(refunding), for retirement in accordance with sinking fund installments established

at the time of their issuance

Issuance of Turnpike Revenue Bonds, 1985 Series, Mode A

used to retire 1985 Series bi-modal, multi-term format Mode 1 Bonds

Retirement of Turnpike Revenue Bonds, 1985 Series, Mode A

Issuance of Turnpike Revenue Bonds, Series 1991 A through D to refund Turnpike Revenue

Bonds, 1984 Series and a portion of Revenue Bonds, 1985 Series

Redemption and retirement of Turnpike Revenue Bonds, 1985

Series from moneys in the Construction Fund

Issuance of Turnpike Revenue Bonds, Series 2000 A to refund a portion of Turnpike Revenue

Bonds, Series 1991 A, Series 1991 C and Series 1992 A

Issuance of Turnpike Revenue Bonds, Series 2003 A through D to refund all Parkway Revenue

and all Parkway Service and Subordinated Revenue Bonds, Turnpike Revenue Bonds

Series 1991 A, Series 1992 A, Turnpike 2003 A Subordinated Revenue Bonds, and

a portion of Turnpike Revenue Bonds, Series 1991 C and of Series A

Issuance of Turnpike Revenue Bonds, Series 2004 C, to refund

a portion of the Turnpike Revenue Bonds, Series 2000 A

Issuance of Turnpike Revenue Bonds, Series 2005 A, to refund

a portion of the Turnpike Revenue Bonds, Series 1991 C and Series 2000 A

Issuance of Turnpike Revenue Bonds, Series 2005 B, to refund

a portion of the Turnpike Revenue Bonds, Series 2003 B

Issuance of Turnpike Revenue Bonds, Series 2005 D1-D4, to refund

a portion of the Turnpike Revenue Bonds, Series 2000 A

Schedule 3
Unaudited
(continued)

Original amount authorized and issued	Refunded or acquired and canceled in prior year(s)	Mandatory redemption/sinking fund installments	Accretion of capital appreciation bonds	Amount outstanding December 31, 2006
\$ 557,840,082	\$ -	\$ -	\$ -	\$ -
20,037,918				
137,000,000				
125,500,000				
210,000,000				
724,837,000				
2,000,000,000				
1,000,000				
2,085,460,000				
416,365,000				
867,760,000				
1,915,330,000				
138,370,000				
415,345,000				
32,000,000				
185,070,000				
9,831,915,000	\$ -	\$ -	\$ -	\$ -
9,831,915,000	\$ -	\$ -	\$ -	\$ -

New Jersey Turnpike

Schedule of Toll Revenue

Year Ended December 31, 2006

Class	Description
1	Passenger car, motorcycle, taxi or hearse, light truck
2	Vehicles having two axles other than type described under Class 1
3	Vehicle (vehicles), single or in combination, having three axles
4	Vehicle (vehicles), single or in combination, having four axles
5	Vehicle (vehicles), single or in combination, having five axles
6	Vehicle (vehicles), single or in combination, having six or more axles
7	Buses having two axles
8	Buses having three axles
	Nonrevenue vehicles

Toll Adjustments and Discounts

Net Violations*

* During the year ended December 31, 2000, the Authority implemented the electronic toll collection system and accordingly the amounts of violations assessed are reported on this line. As a result of violation activities, some portion of unpaid tolls will be collected in subsequent years.

<u>Toll revenue</u>	<u>Number of Vehicles</u>
\$ 352,020,397	217,305,680
29,805,413	8,511,795
13,396,305	3,481,277
15,419,081	2,668,288
122,446,575	16,276,371
2,664,707	297,539
865,490	355,910
5,251,785	1,408,828
-	1,948,859
541,869,753	252,254,547
(281,897)	
(8,188,842)	
\$ 533,399,014	

NEW JERSEY TURNPIKE AUTHORITY
Garden State Parkway
Schedule of Toll Revenue
For the Year Ended December 31, 2006

Class	Description
1	Passenger car, motorcycle, taxi or hearse, light truck
2	Vehicles having two axles other than type described under Class 1
3	Vehicle (vehicles), single or in combination, having three axles
4	Vehicle (vehicles), single or in combination, having four axles
5	Vehicle (vehicles), single or in combination, having five axles
6	Vehicle (vehicles), single or in combination, having six or more axles
7	Buses having two axles
8	Buses having three axles
	Nonrevenue vehicles
	Other adjustments

* Reported revenue is net of discounts and violations.

<u>Toll revenue</u>	<u>Vehicles</u>
\$ 200,020,147	422,557,157
594,900	1,260,852
53,391	113,159
475,389	1,007,556
595,030	1,261,129
12,143	25,737
73,664	156,126
384,543	815,015
-	1,758,717
202,391,207 *	428,955,448
1,488,764	
\$ 203,879,971	

New Jersey Turnpike Authority Orders for Professional Services (OPS) Awards Greater than \$100,000 Between 1/1/2006 and 12/31/2006

OPS No.	Description	Award Date	Award Amount
P3045	Design Services for Contract No. P200.001 Rehabilitation of Concrete Median Barrier, Parkway MP 146 to MP 160	1/31/06	\$439,000.00
P3060	Design Services for Bridge Deck Repairs and Resurfacing for Contract No. P100.007 Northern Bridge Deck Repairs, Parkway MP 118.6 to MP 164.9	1/31/06	\$389,343.00
P3061	Design Services for Bridge Deck Repairs and Resurfacing for Contract No. P100.008, Southern Bridge Deck Repairs, Parkway MP 2.4 to MP 117.4	1/31/06	\$407,000.00
P3065	Operation, Monitoring and Maintenance of Groundwater Contamination for 2006 Atlantic City, Forked River, Monmouth and Cheesequake - Parkway Service Areas	1/31/06	\$216,160.00
P3066	Operation, Monitoring and Maintenance of Groundwater Contamination for 2006 Vaux Hall, Brookdale North and South and Montvale - Parkway Service Areas	1/31/06	\$551,850.00
P3074	Supervision of Construction Services for Contract No. 84-1290, Southern Bridge Repairs, MP 28 to MP 126.3	1/31/06	\$598,000.00
T3057	Design Services for Contract No. T100.010, Northern Bridge Deck Repairs & Resurfacing Turnpike MP 83 to MP 122	1/31/06	\$735,000.00
T3071	Supervision of Construction Services for Contract No. R-1318B I-95 High Mast Lighting MP 117.9 to MP 122	1/31/06	\$311,000.00
T3072	2006 Turnpike Bridge Inspection Program - Part B	1/31/06	\$703,000.00
A3068	On-Call Construction Material Testing and Inspection Services	2/22/06	\$900,000.00
A3069	On-Call Construction Material Testing and Inspection Services	2/22/06	\$900,000.00
A3070	On-Call Construction Material Testing and Inspection Services	2/22/06	\$900,000.00
T3058	Design Services for Contract No. T100.011, Southern Bridge Deck Repairs and Resurfacing MP 0 to MP 83 and the Pearl Harbor Memorial Turnpike Extension	2/22/06	\$375,000.00
T3073	Supervision of Construction Services for Contract No. R-1502, Bridge Deck Repairs and Resurfacing MP 0 to MP 83	2/22/06	\$572,000.00
A3083	Construction Management and Inspection Services for Turnpike Authority Traffic Management Center	3/28/06	\$1,300,000.00
T3077	2006 Turnpike Bridge Inspection Program Part C	3/28/06	\$253,000.00
P3026	Design Services for Contract Nos. P100.024 and P100.025 Mullica River Bridge Rehabilitation and Widening	5/4/06	\$4,841,000.00

New Jersey Turnpike Authority Orders for Professional Services (OPS) Awards Greater than \$100,000 Between 1/1/2006 and 12/31/2006

OPS No.	Description	Award Date	Award Amount
T3005	Supervision of Construction Services for Contract No. R-1505, Drainage Improvements in the Vicinity of Milepost 27.9	5/4/06	\$175,000.00
T3079	Supervision of Construction Services for Contract No. T200.015, Resurfacing, Turnpike Mile 74 to Mile 122	5/4/06	\$229,000.00
A3087	On-Call Engineering Services	6/6/06	\$1,000,000.00
A3088	On-Call Engineering Services	6/6/06	\$1,000,000.00
A3089	On-Call Traffic Engineering Services	6/6/06	\$500,000.00
A3090	On-Call Architectural Engineering Services	6/6/06	\$500,000.00
P3084	Design Services for Contract No. P100.028, Miscellaneous Structural Repairs, Parkway Milepost 28.0 to 163.2	6/6/06	\$380,000.00
P3092	UST System Inspections, Maintenance and Testing at Maintenance Facilities, State Police Barracks and Toll Plazas along the Garden State Parkway	7/11/06	\$199,900.00
T3095	Supervision of Construction Services for Contract No. R-1480, Z-Turn Guardrail Attenuation & Safety Improvements, MP 84 to MP 118	8/29/06	\$130,000.00
P3094	Supervision of Construction Services for Contract No. 104-1213, Rehabilitation and Widening of the Driscoll Bridge	9/26/06	\$5,800,000.00
P3078	Supervision of Construction Services for Contract 84-1291, Northern Bridge Repairs Parkway Mile 128.4 to 169.2	12/12/06	\$732,000.00
P3100	2007 NJTA Bridge Inspection Program, Garden State Parkway - South, Inspection of 121 Bridges, MP 0.5 to MP 95.9	12/12/06	\$399,000.00
P3101	2007 NJTA Bridge Inspection Program, Garden State Parkway - North, Inspection of 125 Bridges, MP 123.5 to MP 166.1	12/12/06	\$571,000.00
T3056	Supervision of Construction Services for Contract No. R-1518, Pile Repairs District No. 1	12/12/06	\$1,085,000.00
T3082	NJTA Miscellaneous Structural Repairs, MP 0 to MP 122, PHMTE and NBHCE, Design Services for Contract No. T100.022	12/12/06	\$425,000.00
T3102	Interchange 6 to 9 Widening Program - Program Manager	12/12/06	\$17,650,000.00
T3103	Interchange 6 to 9 Widening Program-Environmental Consultant	12/12/06	\$10,400,000.00
T3104	Design Service for Contract T100.042, Bridge Deck Repairs and Resurfacing, MP 83 to MP 122	12/12/06	\$726,000.00
T3109	Supervision of Construction Services for Contract T100.011, Bridge Deck Repairs and Resurfacing, TPK MP 0 to MP 83 & the PHMTE	12/12/06	\$597,000.00

New Jersey Turnpike Authority Construction Contract Awards Greater than \$100,000 Between 1/1/2006 and 12/31/2006

Contract No.	Description	Award Date	Contract Amount
R-1318B	Rt. I-95 High Mast Lighting, MP 117.9 to 122.0	1/31/06	\$2,188,143.60
84-1290	GSP Southern Bridge Repairs, MP 28 - 126.3	1/31/06	\$5,304,707.00
84-1268-2	Rehabilitation of Concrete Median Barrier, MP 148.3 to MP 160.2	2/22/06	\$2,999,355.50
R-1502	Southern Bridge Deck Repairs and Resurfacing, MP 0 to 83 and the PHMTE	2/22/06	\$4,683,196.00
P200.026	Interchange 25 Interim Improvements	2/22/06	\$723,216.00
R-1505	Drainage Improvements, MP 27.9	5/4/06	\$1,183,830.00
T200.015	Resurfacing, MP 74 to 122	5/4/06	\$2,330,000.00
R-1487	Interchange 12 Final Improvements	6/6/06	\$70,547,000.00
P100.035	Driscoll Bridge Southbound Deck Repairs and Northbound Contraflow Lane Barrier	6/6/06	\$1,169,530.00
A500.029A-1	Traffic Management Center, Site Work, Utility Relocation, Foundation and Structural Steel	6/6/06	\$4,422,746.28
R-1517	Underground Storage Tank Replacement, Turnpike Service Area 10S, Thomas Edison	6/6/06	\$656,775.00
R-1480	Z-Turn Guiderail Attenuation and Safety Improvements, MP 84 to 118	8/29/06	\$650,480.00
A500.029B	Traffic Management Center Building Enclosure, Finishes and Systems	8/29/06	\$14,761,000.00
T900.036	DATIM Toll Booth Modifications, Interchange Nos. 5,7,7A,8, 8A, 9-11, 13, 13A, 14, 15E, 15W, 16W, 16E/18E and 18W	8/29/06	\$464,000.00
104-1213	Rehabilitation of Existing Bridge No. 127.2	9/26/06	\$100,272,101.00
T200.032	Roadway Area Lighting Upgrades, TPK MP 0.0 to 122.0	10/31/06	\$474,713.00
P500.040	Improvements to Interchange 142, Asbestos Abatement, Demolition and Site Work at Garden State Bowl	12/12/06	\$228,000.00
84-1291	GSP Northern Bridge Repairs, MP 128.4 to 169.2	12/12/06	\$5,886,000.00
T100.011	Bridge Deck Repairs and Resurfacing, MP 0 to 83 and the PHMTE	12/12/06	\$5,571,165.00
R-1518	Pile Rehabilitation Maintenance District No. 1 Stream Crossing, MP 1-19	12/12/06	\$7,386,420.00
T500.033-1	Turnpike Central Shops Annex Storage Building, Asbestos Abatement	12/12/06	\$102,100.00

New Jersey Turnpike Authority Procurement Contract Awards Greater than \$100,000 Between 1/1/2006 and 12/31/2006

Contract No.	Description	Vendor	Contract Amount
0000000547	TREATED ROCK SALT FOR ROADWAYS	INTERNATIONAL SALT COMPANY LLC	\$4,507,610.70
0000025755	EQUIPMENT FOR EXPANSION NET	MOTOROLA COMMUNICATIONS	\$2,499,995.44
0000013175	SOFT WALL FOR MACK-CALI MOVE	GF OFFICE FURNITURE, LTD	\$1,390,631.07
0000017264	CMMS SYSTEM MAINTENANCE	HANSON INFORMATION TECH.	\$1,150,000.00
0000022588	WOODBIDGE TOWER REPLACEMENT	MOTOROLA COMMUNICATIONS	\$850,000.00
0000013006	EXTERNAL AUDIT SVS 2005-2007	ERNST AND YOUNG LLP	\$825,000.00
0000018775	SITE ASSESSMENT SERVICES	IBM CORP	\$702,904.00
0000011339	TRANSPONDERS	MARK IV INDUSTRIES INC	\$700,997.00
0000025534	MOBILE AND PORTABLE RADIO SYST	MOTOROLA INC	\$699,926.98
0000015947	7YRD DUMP TRUCKS	FREEDOM INTERNATIONAL TRUCKS	\$557,075.00
0000025410	RADIO EQUIPMENT UPGRADE	MOTOROLA COMMUNICATIONS	\$550,000.00
0000025801	RADIO CONSOLES	MOTOROLA COMMUNICATIONS	\$502,197.00
0000014143	SODIUM CHLORIDE ROCK SALT	INTERNATIONAL SALT COMPANY LLC	\$465,713.48
0000000446	GOODYEAR TIRES AND TUBES	EDWARDS TIRE	\$450,000.00
0000013716	VEHICLE LIFT	HOFFMAN SERVICES	\$350,000.00
0000013587	EMER. REPAIRS TO GAS ISLAND	WHITEMARSH CORPORATION	\$345,517.46
0000000472	TRAFFIC LINE STRIPING	TRAFFIC LINES INC	\$313,236.20
0000013415	BUILDING SECURITY SYSTEM HARDW	E PLUS TECHNOLOGY	\$313,068.76
0000011962	UPGRADED TOLL SYSTEM	WESTWOOD COMPUTER CORP	\$287,425.07
0000014010	HP HARDWARE AND SOFTWARE MTCE	HEWLETT PACKARD CO	\$279,441.20
0000011666	AVC LANE SOFTWARE LICENSING	TRANSPORT DATA SYSTEMS	\$270,000.00
0000021825	LIGHTING EQUIP. FOR VEHICLES	EAST COAST EMERGENCY LIGHTING INC	\$265,559.84
0000025573	UPS EQUIPMENT	E PLUS TECHNOLOGY	\$264,198.19
0000025070	SOFTWARE MAINTENANCE	HEWLETT PACKARD CO	\$253,371.88
0000000456	HVAC MAINTENANCE	SIEMENS BUILDING TECHNOLOGIES INC	\$247,875.00
0000000392	OFFICE SUPPLIES	ABLE OFFICE PRODUCTS CORPORATION	\$242,000.00
0000014087	SODIUM CHLORIDE ROCK SALT	INTERNATIONAL SALT COMPANY LLC	\$233,836.06
0000024248	MESSAGE SIGNS	GARDEN STATE HIGHWAY PRODUCTS INC	\$223,959.00
0000011429	SODIUM CHLORIDE ROCK SALT	INTERNATIONAL SALT COMPANY LLC	\$221,132.78
0000000391	OFFICE SUPPLIES	ABLE OFFICE PRODUCTS CORPORATION	\$220,000.00
0000025042	NETWORK HARDWARE	E PLUS TECHNOLOGY	\$215,733.19
0000019716	MELTER APPLICATOR W/ATTACHMENTS	CRAFCO INC	\$208,000.00
0000000428	MAGNETIC ROLL TICKETS	SOUTHLAND PRINTING COMPANY INC.	\$205,800.80
0000000554	AUTO PARTS	PARTS DISTRIBUTORS, LLC	\$200,000.00
0000013094	OFFICE FURNITURE	KIMBALL INTL MARKETING INC	\$191,162.20
0000000432	DISPOSAL OF HAZARDOUS WASTE	ALLSTATE POWER VAC INC	\$188,172.50
0000013262	2006 CHEVROLET IMPALA	WARNOCK MOTOR SALES	\$187,789.50

New Jersey Turnpike Authority Procurement Contract Awards Greater than \$100,000 Between 1/1/2006 and 12/31/2006

Contract No.	Description	Vendor	Contract Amount
0000015341	CAMERA INSTALLATION IN VEHICLE	MOBILE-VISION INC	\$182,250.00
0000023089	NICE RECORDING SYSTEM	MOTOROLA COMMUNICATIONS	\$178,384.00
0000021292	PAYMENT FOR ELECTRICITY	PEPCO ENERGY SERVICES	\$177,694.39
0000021814	ROUTER UPGRADE EQUIPMENT	LINK COMMUNICATIONS	\$174,660.00
0000012861	SODIUM CHLORIDE ROCK SALT	INTERNATIONAL SALT COMPANY LLC	\$171,503.00
0000025411	MONITORS	GATEWAY COMPANIES INC	\$170,601.00
0000011914	REMOVAL/INSTALLATION IN-GROUND LIFT	PERMADUR INDUSTRIES INC	\$167,500.00
0000000439	PRINT SHOP PAPER SUPPLIES	CENTRAL LEWMAR	\$164,832.00
0000000536	GOOD ROADS SNOW PLOW PARTS	EAGLE EQUIPMENT INC	\$164,000.00
0000022024	POWER TRAIN WARRANTY	DAY FORD, INC.	\$160,994.00
0000011773	ORACLE SERVICE RENEWAL	ORACLE CORP	\$157,841.07
0000024774	GUARDRAIL PARTS	CHEMUNG SUPPLY CORP	\$155,040.90
0000025529	DATA BASE SERVER MIGRATION PS	IBM CORP	\$150,000.00
0000013252	SODIUM CHLORIDE ROCK SALT	INTERNATIONAL SALT COMPANY LLC	\$146,264.18
0000000512	WATER BORNE TRAFFIC PAINT	SHERWIN-WILLIAMS COMPANY	\$144,482.85
0000024790	RELOCATION OF TAS EQUIPMENT	IBM CORP	\$143,600.00
0000000443	RENTAL OF COPIERS	IMAGISTICS INTERNATIONAL INC	\$140,000.00
0000022959	CARGO VANS	HOLMAN TRUCK CENTER	\$139,728.00
0000014431	2006 ON SITE MAINT/REPAIR UPS	EATON POWER QUALITY CORPORATION	\$139,168.00
0000014029	COOPER AND FIBER PATCH CABLES	VERTEX TECHNOLOGIES INC	\$135,733.00
0000013583	AUTOMATIC COIN MACHINE PARTS	TRANSCORE INC	\$130,000.00
0000014303	UPGRADING AND TRAINING ON OTN	SIEMENS ENTERPRISE NETWORKS	\$129,356.19
0000011794	SODIUM CHLORIDE ROCK SALT	INTERNATIONAL SALT COMPANY LLC	\$128,769.07
0000015170	FORD CARGO VANS	CHAS S WINNER	\$125,946.40
0000013588	2006 MOTOROLA SERVICE AGREEMENT	MOTOROLA INC	\$125,157.00
0000011776	SOFTWARE MAINTENANCE	ORACLE CORP	\$125,079.25
0000023672	TRAFFIC SIGNAL CONTROL CABINETS	SIGNAL CONTROL PRODUCTS INC	\$121,285.00
0000011509	SODIUM CHLORIDE ROCK SALT	INTERNATIONAL SALT COMPANY LLC	\$120,525.12
0000015180	15' FLEXIBLE WING MOWER	STORR TRACTOR CO	\$117,700.00
0000012370	PICK UP TOKENS/MONEY	WACHOVIA BANK NA	\$116,856.68
0000011976	SODIUM CHLORIDE ROCK SALT	INTERNATIONAL SALT COMPANY LLC	\$115,264.78
0000015524	UP-LEAD TREADLES	THE REVENUE MARKETS INC	\$115,220.00
0000018165	COMPUTER EQUIPMENT	HEWLETT PACKARD CO	\$113,301.40
0000012404	WHELEN EMERGENCY LIGHTING	EAST COAST EMERGENCY LIGHTING INC	\$109,166.48
0000019374	2006 ANNUAL SUPPORT FEE FOR CA	CAPITALSOFT, INC.	\$100,000.00
0000000595	SNOW PLOW PARTS	SEELY EQUIP & SUPPLY CO	\$100,000.00

You're viewing an archived copy from the New Jersey State Library.



Design - Jody Bottone

Principal Photography - Tim Cartagena

Printed by the New Jersey Turnpike Authority, Printing Services Division

You're viewing an archived copy from the New Jersey State Library.

New Jersey Turnpike Authority
P.O. Box 5042
Woodbridge, NJ 07095
(732) 750-5300
<http://www.state.nj.us/turnpike>

