



# State of New Jersey

21-3105-030

MCVS ASSUNPINK CENT

1085 OLD TRENTON ROAD

TRENTON, NJ 08690-1229

## DEMOGRAPHIC INFORMATION

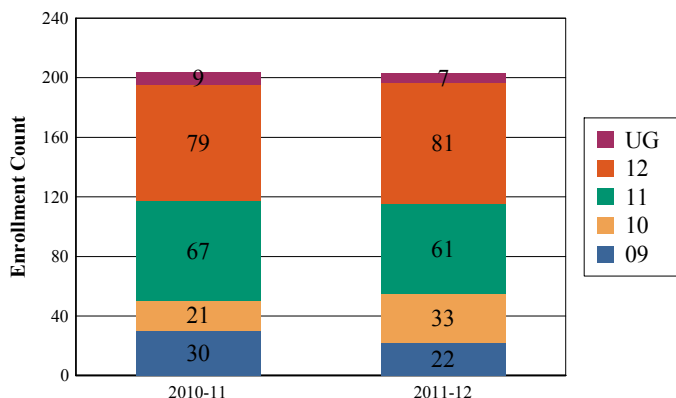
MERCER

MERCER COUNTY VOCATIONAL

GRADE SPAN 09-12

### Enrollment by Grade

This graph presents the count of students who were 'on roll' by grade in October of each school year.



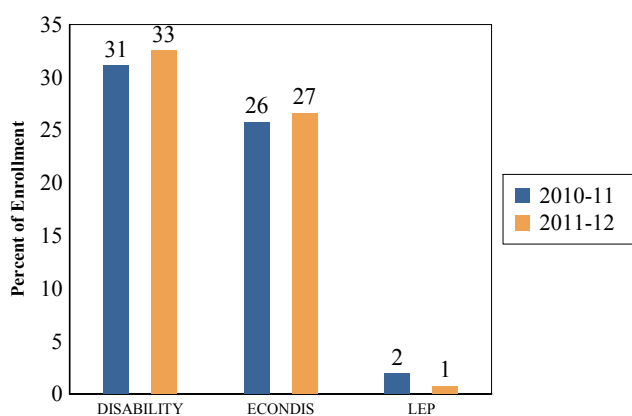
Total School Enrollment Trends

Note: "UG" represents the count of students who are 'on roll' in this school but who are educated in ungraded classrooms, meaning that the classrooms may contain students from multiple grade levels.

### Total School Enrollment

2010-11	204
2011-12	203

### Enrollment Trends by Program Participation



### Current Year Enrollment by Program Participation

2011-2012	Count of Students	% of Enrollment
Students with Disability	66	33%
Economically Disadvantaged Students	54	26.6%
Limited English Proficient Students	2	0.7%

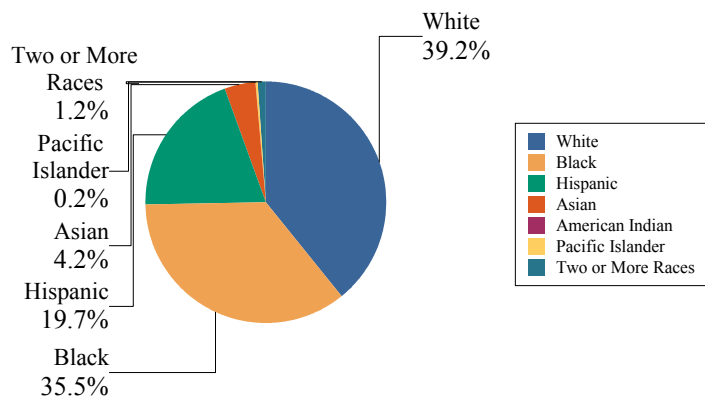
### Language Diversity

This table presents the percentage of students who primarily speak each language in their home.

2011-12	Percent
English	89.2%
Spanish	7.1%
Polish	0.5%
Mongolian	0.5%
Creoles and pidgins, English based	0.5%
Turkish	0.3%
Other	1.9%

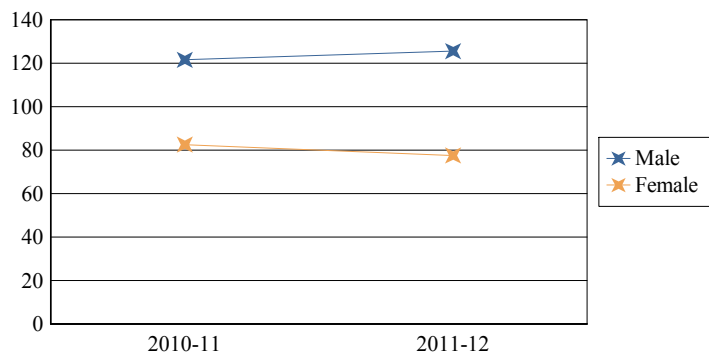
### Enrollment by Ethnic/Racial Subgroup

This graph presents the percentages of enrollment for each subgroup defined by the No Child Left Behind Act of 2001



### Enrollment by Gender

This graph presents the count of students by gender who were 'on roll' in October of each school year.



	Male	Female
2010-11	122	83
2011-12	126	78



# State of New Jersey

## SCHOOL CLIMATE

MERCER

MERCER COUNTY VOCATIONAL

GRADE SPAN 09-12

21-3105-030

MCVS ASSUNPINK CENT

1085 OLD TRENTON ROAD

TRENTON,NJ 08690-1229

### Length of School Day

This table presents the amount of time a school is in session for a typical student on a normal school day.

	School
2011-12	7 Hrs 0 Mins

### Instructional Time

This table presents the amount of time that a typical student is engaged in instructional activities under the supervision of a certified teacher.

2011-12	School
Full Time	5 Hrs 30 Mins.
Shared Time	2 Hrs. 45 Mins.

### Student Suspension Rate

This table presents the percentage of students who were suspended one or more times during the school year.

	School
2011-12	10.3%

### Student Expulsions

This table presents the number of students who were expelled from the school and district during the school year.

	School
2011-12	0

### Student to Staff Ratio

This table presents the count of students per faculty member or administrator in the school. All staff are counted in full-time equivalents.

2011-12	School
Faculty	14.3
Administrators	72.5



# State of New Jersey

## DEMOGRAPHIC INFORMATION

MERCER

MERCER COUNTY VOCATIONAL

GRADE SPAN 10-12

21-3105-040

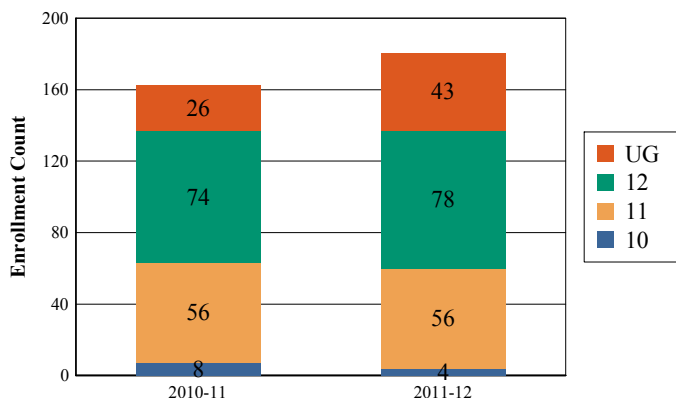
MCVS SYPEK CENTER

129 BULL RUN ROAD

PENNINGTON, NJ 08534-1303

### Enrollment by Grade

This graph presents the count of students who were 'on roll' by grade in October of each school year.



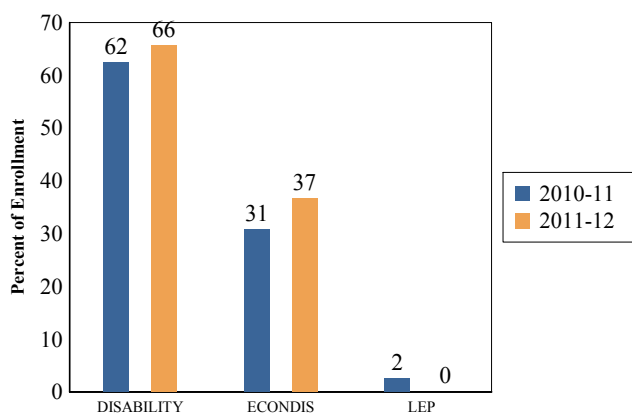
Total School Enrollment Trends

Note: "UG" represents the count of students who are 'on roll' in this school but who are educated in ungraded classrooms, meaning that the classrooms may contain students from multiple grade levels.

### Total School Enrollment

2010-11	163
2011-12	181

### Enrollment Trends by Program Participation



### Current Year Enrollment by Program Participation

2011-2012	Count of Students	% of Enrollment
Students with Disability	119	66%
Economically Disadvantaged Students	66	36.6%
Limited English Proficient Students	0	0.0%

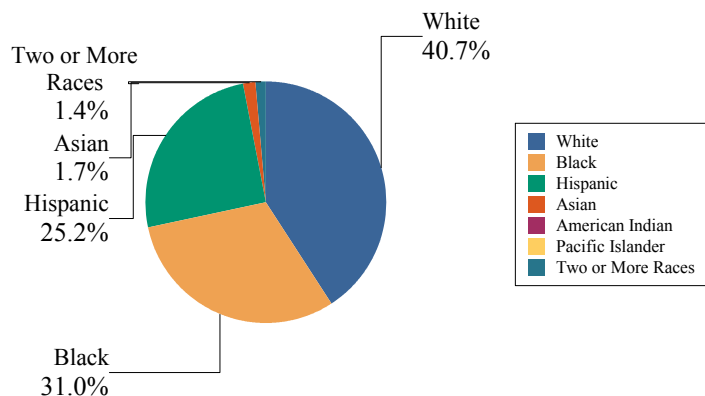
### Language Diversity

This table presents the percentage of students who primarily speak each language in their home.

2011-12	Percent
English	85.6%
Spanish	10.1%
Haitian Creole	0.8%
Polish	0.5%
German	0.5%
Creoles and pidgins, English based	0.5%
Other	1.9%

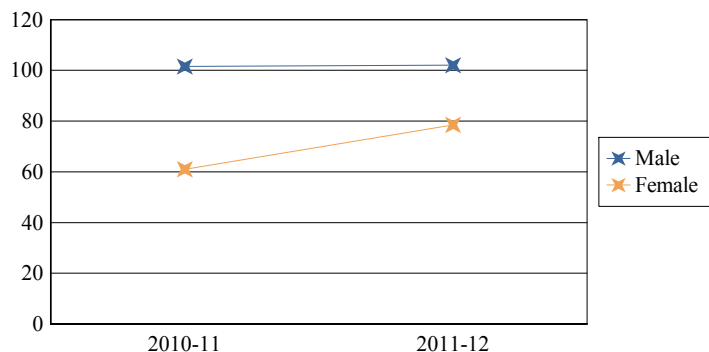
### Enrollment by Ethnic/Racial Subgroup

This graph presents the percentages of enrollment for each subgroup defined by the No Child Left Behind Act of 2001



### Enrollment by Gender

This graph presents the count of students by gender who were 'on roll' in October of each school year.



	Male	Female
2010-11	102	61
2011-12	102	79



# State of New Jersey

21-3105-040

MCVS SYPEK CENTER

129 BULL RUN ROAD

PENNINGTON, NJ 08534-1303

## SCHOOL CLIMATE

MERCER

MERCER COUNTY VOCATIONAL

GRADE SPAN 10-12

### Length of School Day

This table presents the amount of time a school is in session for a typical student on a normal school day.

	School
2011-12	7 Hrs 0 Mins

### Instructional Time

This table presents the amount of time that a typical student is engaged in instructional activities under the supervision of a certified teacher.

2011-12	School
Full Time	5 Hrs 30 Mins.
Shared Time	2 Hrs. 45 Mins.

### Student Suspension Rate

This table presents the percentage of students who were suspended one or more times during the school year.

	School
2011-12	6.7%

### Student Expulsions

This table presents the number of students who were expelled from the school and district during the school year.

	School
2011-12	0

### Student to Staff Ratio

This table presents the count of students per faculty member or administrator in the school. All staff are counted in full-time equivalents.

2011-12	School
Faculty	9.0
Administrators	90.3