

THIRTY-EIGHTH ANNUAL REPORT OF THE DIVISION OF LOCAL GOVERNMENT SERVICES 1975

STATEMENTS OF FINANCIAL CONDITION
OF COUNTIES AND MUNICIPALITIES



NOVEMBER, 1976

Prepared by
STATE OF NEW JERSEY
DEPARTMENT OF COMMUNITY AFFAIRS
DIVISION OF LOCAL GOVERNMENT SERVICES
Price \$15.00

Patricia Q. Sheehan
Commissioner

John F. Laezza
Director

THIRTY-EIGHTH ANNUAL REPORT
OF THE
DIVISION OF LOCAL GOVERNMENT SERVICES
1975

STATEMENTS OF FINANCIAL CONDITION
OF COUNTIES AND MUNICIPALITIES



Prepared by
STATE OF NEW JERSEY
DEPARTMENT OF COMMUNITY AFFAIRS
DIVISION OF LOCAL GOVERNMENT SERVICES
Price \$15.00

Patricia Q. Sheehan
Commissioner

John F. Laezza
Director

TABLE OF CONTENTS

Letter of Transmittal	1
Foreword	2
Composition of Local Finance Board and State Officials	3
Acknowledgement	4
Statewide Totals for 1975 and Types of Local Government Units in New Jersey	5
POPULATION DATA	
Table 1: Population Classification of New Jersey Counties and Cities	6
Table 2: Local Units Ranked by Population - 1975 Estimates	7
COUNTY GOVERNMENT FISCAL DATA	
A two page set for each county follows:	12
1. County Government Fiscal Data	
2. Map of the County	
3. Summary Map of County Units	54
4. Summary of 21 County Government Data Sheets	56
MUNICIPAL FISCAL DATA SUMMARIZED BY COUNTIES	
1. Summary of 567 Municipal Government Data Sheets	57
2. Municipal Fiscal Summaries by Counties	58
MUNICIPAL FISCAL DATA	
One page per municipality, arranged alphabetically by name of municipality.	79
MUNICIPALITIES OPERATING UNDER SPECIAL STATUTORY FORMS OF GOVERNMENT	646
SUMMARY OF STATEWIDE FINANCES, EXPENDITURES AND REVENUES	
Table 3: Summary of Current Finances of all Municipalities and Counties - 1971 to 1975	647
Table 4: Summary of Expenditures and Revenues of all County Governments - 1971 to 1975	648
Table 5: Summary of Expenditures and Revenues of all Municipalities - 1971 to 1975	649
DATA ON DEBT	
Graph: Debt Trends of New Jersey Municipalities and Counties	650
Table 6: Statewide Trends in Statutory Net Capital Debt	651
Table 7: Total Gross and Net Debt of Counties and Municipalities by County	652
Table 8: Authority Debt	653
DATA ON LOCAL TAXATION	
Table 9: Trends in Current and Delinquent Local Property Taxes	656
Table 10: Special District Tax Levies in 1975	657
Table 11: State Equalized Property Tax Rates - All Municipalities by County	658
DATA ON MUNICIPALLY OPERATED UTILITIES	
Table 12: Finances of Municipally Operated Utilities	666
GENERAL REVENUE SHARING UTILIZATION BY ALL LOCAL UNITS FOR THE YEAR 1975	673
STATUTORY FORMS OF LOCAL UNIT GOVERNMENT	674
MUNICIPAL BOND RATINGS	675
GLOSSARY	682



PATRICIA Q. SHEEHAN
COMMISSIONER

STATE OF NEW JERSEY
DEPARTMENT OF COMMUNITY AFFAIRS
363 WEST STATE STREET
TRENTON, N. J. 08625

TO: THE HONORABLE BRENDAN T. BYRNE
GOVERNOR

MEMBERS - NEW JERSEY LEGISLATURE

FROM: PATRICIA Q. SHEEHAN

I am pleased to transmit the
Thirty-Eighth Annual Report of
the Division of Local Government
Services.

In accordance with State law,
the report includes comparative
financial statistics of all
municipalities and counties in
the State. The statistics are
tabulated to highlight the cost
of government, the costs of
principal services, the amount
of debt incurred and other
pertinent data.

FORWARD

This report, the thirty-eighth in a series which has been published consecutively since 1938, is reflective of and parallels closely all preceding reports. The five-year General Revenue Sharing Program enacted in 1972 is again included in the body of the report. Revenue Sharing budgeted receipts are indicated separately as a revenue realized, and expenditures from these receipts are incorporated into the regular expenditure listings. A separate document detailing general revenue sharing expenditures for each county and municipality will be available shortly.

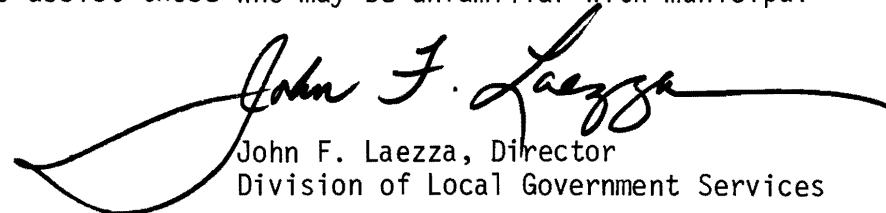
Information pertinent to the form of government and the number of members on the governing body is exhibited on each local unit page. Definitional information relative to statutory forms of government appears towards the end of the report. Similarly, a tabulation is provided listing the different types of governmental forms by county units.

As in prior years, care has been taken to preserve the comparability of data and to present in convenient form current financial and other statistics of the 588 local units of New Jersey government without diminishing the value of these reports as a historical series. The availability of current statistics of local finance has been of increasingly significant value to federal, state and local government officials, research groups, students of local finance and investors in municipal and school bond markets.

The financial statistics contained in this report have been assembled from financial statements prepared by the chief financial officer of the local unit. Computer checks applied to these data and our studies conclude that these statements are adequate for reporting purposes.

In addition to the municipal and county financial data, there are a number of special tables comparing revenues and expenditures, debt trends and equalized tax rates over the current decade. Also, tables listing each local unit in descending population order and another describing municipally operated utilities are provided.

A glossary providing essential information for the proper use of specific data is presented at the end of the report to assist those who may be unfamiliar with municipal finance and its terminology.



John F. Laezza, Director
Division of Local Government Services

STATE OF NEW JERSEY
Brendan T. Byrne, Governor

DEPARTMENT OF COMMUNITY AFFAIRS
Patricia Q. Sheehan, Commissioner

DIVISION OF LOCAL GOVERNMENT SERVICES
John F. Laezza, Director
Barry Skokowski, Deputy Director

OFFICE OF ADMINISTRATION AND LOCAL GOVERNMENT RESEARCH
Fred M. Begelman, Chief

MEMBERS OF THE LOCAL FINANCE BOARD
John F. Laezza, Chairman
James E. Campbell
Stanley D. Iacono
Philip Portnoy
William F. Smith
Barbara G. Werber
Helen Mathews, Secretary

ACKNOWLEDGEMENTS

The Thirty-Eighth edition of this Annual Report was prepared by the Divisions' Office of Administration and Local Government Research, headed by Fred M. Begelman. Grateful acknowledgement is extended to the following staff members: Francis E. Maimona, who has produced statistics for the last thirty-one reports, once again displayed his financial insights, **expertise** and commitment to comprehensive reporting; Anthony Celentano updated the computer programs that structured the data necessary for generating the municipal and county sheets; Sidney Morginstin and David Grimm for data compilation, verification and EDP assistance. Appreciation is also extended to Barbara Fell who typed all that the computer did not.

Additionally, a debt of gratitude is owed to the Division of Taxation in the Department of Treasury and to the Office of Business Economics in the Department of Labor and Industry for providing us with valuation and population data used in this Report. We are also grateful to the Department of Transportation for allowing us the use of their computers.

John F. Laezza, Director
Division of Local Government Services

STATEWIDE TOTALS FOR 1975

Population, 1970 (Revised)	7,192,805
Population, 1975 (Provisional)	7,433,920
Land Area (Square Miles)	7,489.20
Net Valuation Taxable-Municipal	\$72,940,756,787
Net Valuation Taxable-County	\$95,195,559,599
State Equalized Valuation	\$96,103,084,575
Tax Levy (with Bank Stock Tax)	\$ 2,990,956,621

TYPES OF LOCAL GOVERNMENT UNITS IN NEW JERSEY

COUNTIES (21)

MUNICIPALITIES (567)

COUNTY	BOROUGH	TOWNSHIP	CITY	TOWN	VILLAGE	TOTAL
Atlantic	3	6	13	1	0	23
Bergen	56	9	3	0	2	70
Burlington	6	31	3	0	0	40
Camden	27	8	2	0	0	37
Cape May	7	4	5	0	0	16
Cumberland	1	10	3	0	0	14
Essex	8	4	3	6	1	22
Gloucester	10	13	1	0	0	24
Hudson	1	2	4	5	0	12
Hunterdon	10	14	1	1	0	26
Mercer	4	8	1	0	0	13
Middlesex	12	10	3	0	0	25
Monmouth	35	15	2	0	1	53
Morris	16	20	0	3	0	39
Ocean	19	14	0	0	0	33
Passaic	10	3	3	0	0	16
Salem	3	11	1	0	0	15
Somerset	12	9	0	0	0	21
Sussex	8	15	0	1	0	24
Union	77	8	5	1	0	21
Warren	2	18	0	3	0	23
Total	257	232	53	21	4	567

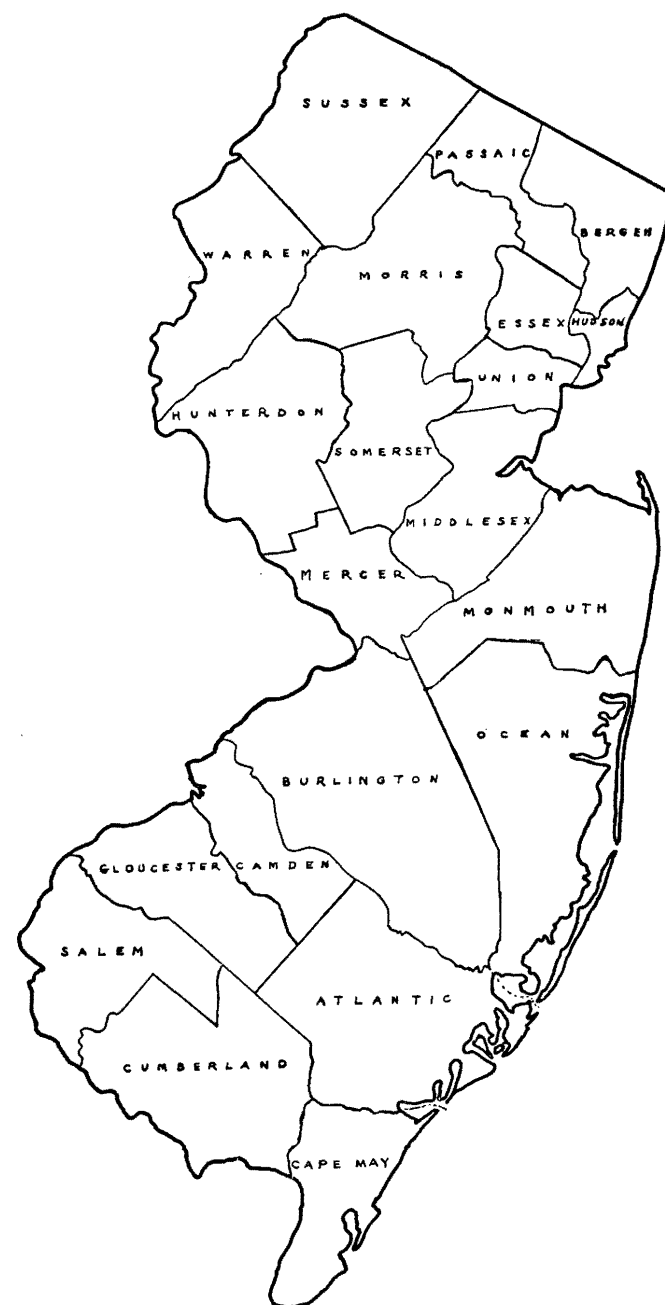


TABLE 1

POPULATION CLASSIFICATIONS OF NEW JERSEY COUNTIES AND CITIES
(BASED UPON THE 1970 OFFICIAL CENSUS)

Counties (R.S. 40:17-2)

1st Class	Excess of 600,000 = Essex, Hudson, Bergen
2nd Class	200,000-600,000 = Burlington, Morris, Union, Passaic, Camden, Middlesex, Mercer
3rd Class	50,000-200,000 = Not bordering on the Atlantic Ocean = Hunterdon, Salem Gloucester, Cumberland, Somerset, Sussex Warren
4th Class	Less than 50,000 = Not bordering on Atlantic Ocean = None
5th Class	Bordering on the Atlantic Ocean, exceeding 100,000 = Monmouth, Atlantic, Ocean
6th Class	Bordering on the Atlantic Ocean, less than 100,000 = Cape May

Cities (R.S. 40:167-2)

1st Class	Exceeding 150,000 = Newark and Jersey City
2nd Class	12,000-150,000
3rd Class	All those not in 1st or 2nd class, except cities bordering upon Atlantic Ocean which are seaside or summer resorts.
4th Class	All cities bordering upon the Atlantic Ocean which are seaside or summer resorts.

TABLE 2

LOCAL UNITS RANKED BY POPULATION - 1975 ESTIMATES

<u>COUNTY</u>	<u>POPULATION</u>	<u>MUNICIPALITY</u>	<u>POPULATION</u>	<u>MUNICIPALITY</u>	<u>POPULATION</u>
Essex	931,525	Union City	57,840	Bridgewater Twp.	31,350
Bergen	911,795	Middletown Twp.	57,450	Livingston Twp.	30,830
Hudson	611,105	Passaic City	56,010	Rahway City	29,805
Middlesex	610,255	Union Twp. (Union)	52,755	Bergenfield Boro.	29,200
Union	551,120	Bloomfield Town	52,315	Paramus Boro.	28,905
Camden	487,310	Old Bridge Twp.	51,680	Neptune Twp.	28,430
Monmouth	480,600	Vineland City	50,925	Cranford Twp.	27,685
Passaic	472,760	Dover Twp.	50,435	Ridgewood Village	27,535
Morris	405,345	Wayne Twp.	50,245	Lodi Boro.	26,180
Burlington	326,770	North Bergen Twp.	48,515	Deptford Twp.	25,075
Mercer	320,900	Plainfield City	48,185	Maplewood Twp.	24,580
Ocean	259,120	Hoboken City	46,545	Englewood City	24,565
Somerset	206,495	Willingboro Twp.	45,650	Howell Twp.	23,910
Gloucester	183,810	Brick Twp.	45,300	Summit City	23,430
Atlantic	179,705	West Orange Town	43,700	Roselle Boro.	23,115
Cumberland	129,070	Montclair Town	43,565	Lyndhurst Twp.	23,050
Sussex	86,425	Atlantic City	43,030	Hazlet Twp.	23,000
Warren	77,310	New Brunswick City	42,785	Scotch Plains Twp.	22,980
Hunterdon	74,475	Teaneck Twp.	42,255	Carteret Boro.	22,910
Cape May	64,295	Linden City	42,150	Millville City	22,695
Salem	63,730	West New York Town	41,060	North Plainfield Boro.	22,485
Total	7,433,920	Piscataway Twp.	39,800	South Plainfield Boro.	22,000
<u>MUNICIPALITY</u>		Perth Amboy City	39,760	Bridgeton City	21,540
Newark City	378,670	Belleville Town	38,815	Hillside Twp.	21,500
Jersey City	259,790	Kearny Town	38,195	Pemberton Twp.	21,285
Paterson City	149,095	Fair Lawn Boro.	37,850	Jackson Twp.	21,190
Elizabeth City	114,795	Hackensack City	37,065	Millburn Twp.	20,995
Trenton City	106,625	Pennsauken Twp.	36,955	Elmwood Park Boro.	20,900
Camden City	105,600	East Brunswick Twp.	36,790	Rutherford Boro.	20,740
Woodbridge Twp.	101,705	Gloucester Twp.	35,930	Ocean Twp. (Mon.)	20,590
Hamilton Twp. (Mer.)	82,880	Westfield Town	34,070	Dumont Boro	20,420
Clifton City	82,390	Sayreville Boro.	33,910	Morris. Twp.	20,175
East Orange City	76,090	Ewing Twp.	33,460	East Windsor Twp.	20,115
Bayonne City	73,635	Long Branch City	33,375	Lawrence Twp.	20,025
Edison Twp.	70,390	Orange City	33,365	Rockaway Twp.	19,875
Cherry Hill Twp.	67,405	Lakewood Twp.	32,790	Cliffside Park Boro.	19,495
Irvington Town	58,710	Nutley Town	32,325	New Milford Boro.	19,275
Parsippany T.H. Twp.	58,000	Franklin Twp. (Som.)	32,185	Hawthorne Boro.	19,255
		Fort Lee Boro.	31,925	Clark Twp.	19,125
		Garfield City	31,470	Matawan Twp.	18,970

TABLE 2 - (continued)

<u>MUNICIPALITY</u>	<u>POPULATION</u>	<u>MUNICIPALITY</u>	<u>POPULATION</u>	<u>MUNICIPALITY</u>	<u>POPULATION</u>
West Milford Twp.	18,825	Roselle Park Boro.	14,585	Harrison Town	12,155
Maple Shade Twp.	18,295	Denville Twp.	14,540	Little Falls Twp.	12,020
North Arlington Boro.	18,165	Tenafly Boro.	14,530	Hillsdale Boro.	11,990
Haddon Twp.	18,075	Pennsville Twp.	14,375	Ocean City	11,850
North Brunswick Twp.	17,860	New Providence Boro.	14,260	Burlington City	11,730
Lindenwold Boro.	17,855	Pleasantville City	14,200	Totowa Boro.	11,720
Phillipsburg Town	17,845	Ridgefield Pk. Village	14,075	Pompton Lakes Boro.	11,715
Washington Twp.(Glo)	17,600	Princeton Twp.	14,065	Delran Twp.	11,570
Morristown Town	17,600	Glassboro Boro.	13,800	Ringwood Boro.	11,475
Cinnaminson Twp.	17,520	Mount Olive Twp.	13,755	Sparta Twp.	11,475
Collingswood Boro.	17,445	Bernards Twp.	13,725	Hanover Twp.	11,435
Wall Twp.	17,205	Hasbrouck Heights	13,615	Westwood Boro.	11,430
Roxbury Twp.	17,160	Marlboro Twp.	13,580	Mahwah Twp.	11,345
Madison Boro.	16,980	Palisades Park	13,560	Lower Twp.	11,275
Point Pleasant Boro.	16,790	Berkeley Heights Twp.	13,550	Ridgefield Boro.	11,265
Asbury Park City	16,775	Somerville Boro.	13,515	Maywood Boro.	11,095
South Orange Vil.	16,740	Manville Boro.	13,495	Freehold Boro.	10,995
Wyckoff Twp.	16,475	Winslow Twp.	13,390	New Hanover Twp.	10,990
Saddle Brook Twp.	16,365	Weehawken Twp.	13,305	Wallington Boro.	10,880
Bellmawr Boro.	16,295	Mount Holly Twp.	13,155	Washington Twp. (Bergen)	10,870
Metuchen Boro.	16,250	Glen Rock Boro.	13,055	Fairview Boro.	10,835
Monroe Twp. (Glo.)	16,215	Ramsey Boro.	13,010	Rennemedo Boro.	10,835
Evesham Twp.	16,100	Haddonfield Boro.	12,970	Audobon Boro.	10,775
Moorestown Twp.	15,945	Montville Twp.	12,785	Hopatcong Boro.	10,680
South River Boro.	15,825	Manchester Twp.	12,770	Bound Brook Boro.	10,675
Manalapan Twp.	15,690	River Edge Boro.	12,740	Monroe Twp. (Midd.)	10,610
Dover Town	15,585	Woodbury City	12,740	Hopewell Twp. (Mercer)	10,540
Middlesex Boro.	15,570	Waldwick Boro.	12,725	Pitman Boro.	10,500
Springfield Twp.	15,460	Eatontown Boro.	12,660	Margate City	10,485
Jefferson Twp.	15,440	Red Bank Boro.	12,605	Ventnor City	10,435
Verona Boro.	15,375	Egg Harbor Twp.	12,470	Stratford Boro.	10,240
South Brunswick Twp.	15,300	Berkeley Twp.	12,465	Mantua Twp.	10,230
Freehold Twp.	15,145	Mount Laurel Twp.	12,455	Keansburg Boro.	10,170
West Deptford Twp.	15,105	West Paterson Boro.	12,420	Hackettstown Town	9,975
Oakland Boro.	15,095	West Caldwell Boro.	12,320	Medford Twp.	9,905
Gloucester City	14,915	Hammonton Town	12,310	South Amboy City	9,715
Randolph Twp.	14,910	Burlington Twp.	12,290	Chatham Boro.	9,705
Highland Park Boro.	14,815	Hillsborough Twp.	12,265	Matawan Boro.	9,670
Cedar Grove Twp.	14,790	Princeton Boro.	12,245	Little Falls Twp.	9,650
Pequannock Twp.	14,710	Secaucus Town	12,200	Franklin Twp. (Glo.)	9,635

TABLE 2 - (continued)

<u>MUNICIPALITY</u>	<u>POPULATION</u>	<u>MUNICIPALITY</u>	<u>POPULATION</u>	<u>MUNICIPALITY</u>	<u>POPULATION</u>
Wanaque Boro.	9,605	Kinnelon Boro.	7,940	Colts Neck Twp.	6,295
Lincoln Park Boro.	9,480	Franklin Lakes Boro.	7,910	Southampton Twp.	6,280
Middle Twp.	9,350	Bordentown Twp.	7,805	Washington Boro.	6,275
Boonton Town	9,345	Hamilton Twp. (Atl.)	7,740	Magnolia Boro.	6,230
Haddon Heights Boro.	9,340	Passaic Twp.	7,730	Fair Haven Boro.	6,205
Kenilworth Boro.	9,330	North Haledon Boro.	7,715	Penns Grove Boro.	6,205
Fanwood Boro.	9,250	Lacey Twp.	7,705	Pine Hill Boro.	6,135
Park Ridge Boro.	9,135	Washington Twp. (Morris)	7,680	Little Silver Boro.	6,125
Warren Twp.	9,120	Butler Boro.	7,665	Oceanport Boro.	6,115
River Vale Twp.	9,115	Montvale Boro.	7,610	Berlin Twp.	5,975
Bogota Boro.	9,075	Raritan Twp.	7,600	Englewood Cliffs Boro.	5,950
Northfield City	9,055	Upper Penns Neck Twp.	7,570	Greenwich Twp.	5,880
Leonia Boro.	8,915	Newton Town	7,520	Guttenberg Town	5,880
Oradell Boro.	8,900	Mountainside Boro.	7,500	Belmar Boro.	5,870
Florence Twp.	8,900	Brigantine City	7,420	Clinton Town	5,820
Somers Point City	8,855	Rumson Boro.	7,410	Clayton Boro.	5,725
Barrington Boro.	8,755	Keyport Boro.	7,400	Wharton Boro.	5,705
Riverside Twp.	8,740	West Windsor Twp.	7,375	Morris Plains Boro.	5,660
North Hanover Twp.	8,730	Voorhees Twp.	7,235	Neptune City Boro.	5,645
Galloway Twp.	8,720	Dunellen Boro.	7,185	Woodcliff Lake Boro.	5,620
East Rutherford Boro.	8,715	Palmyra Boro.	7,180	Heightstown Boro	5,610
Caldwell Boro	8,710	Fairfield Boro.	7,160	Mount Ephraim Boro.	5,590
Closter Boro.	8,695	West Long Branch Boro.	7,030	Berlin Boro.	5,530
Emerson Boro.	8,550	Somerdale Boro.	6,940	Northvale Boro.	5,385
Tinton Falls Boro.	8,550	Carlstadt Boro.	6,870	Westville Boro.	5,370
Edgewater Park Twp.	8,545	Milltown Boro.	6,825	Fairfield Twp.	5,350
Glen Ridge Boro.	8,540	Upper Deerfield Twp.	6,805	Garwood Boro.	5,325
Wood-Ridge Boro	8,510	North Caldwell Boro.	6,780	Prospect Park Boro.	5,295
Chatham Twp.	8,485	Raritan Boro.	6,750	Beachwood Boro.	5,290
Spotswood Boro.	8,460	Haledon Boro.	6,735	Byram Twp.	5,265
Paulsboro Boro.	8,360	Bernardsville Boro.	6,730	Atlantic Highlands Boro.	5,255
Cresskill Boro.	8,290	Union Beach Boro.	6,670	Demarest Boro.	5,195
Midland Park Boro.	8,290	Holmdel Twp.	6,615	Clementon Boro.	5,140
Bloomington Boro.	8,240	Rockaway Boro.	6,605	Edgewater Boro.	5,125
Florham Park Boro.	8,230	Absecon City	6,600	Medford Lakes Boro.	4,990
Readington Twp.	8,180	Montgomery Twp.	6,590	Harrington Park Boro.	4,970
Upper Saddle River B.	8,155	Linwood City	6,430	Manasquan Boro.	4,970
East Hanover Twp.	8,140	Allendale Boro.	6,390	Wantage Twp.	4,945
Salem City	7,970	Rochelle Park Twp.	6,365	Pittsgrove Twp.	4,935
Vernon Twp.	7,965	Branchburg Twp.	6,350	Watchung Boro.	4,925

TABLE 2 - (continued)

<u>MUNICIPALITY</u>	<u>POPULATION</u>	<u>MUNICIPALITY</u>	<u>POPULATION</u>	<u>MUNICIPALITY</u>	<u>POPULATION</u>
Point Pleasant Beach Boro.	4,890	Commercial Twp.	3,875	Lawnside Boro.	2,870
South Bound Brook Boro.	4,840	National Park Boro.	3,870	Alpha Boro.	2,870
Jamesburg Boro.	4,805	Hardyston Twp.	3,830	Harrison Twp.	2,845
Mountain Lakes Boro.	4,790	Washington Twp. (Warren)	3,820	High Bridge Boro.	2,835
Stafford Twp.	4,765	Spring Lake Boro.	3,795	Riverdale Boro.	2,820
Little Egg Harbor Twp.	4,750	Haworth Boro.	3,780	Westampton Twp.	2,810
Buena Vista Twp.	4,745	Woodbury Heights Boro.	3,770	Dennis Twp.	2,795
Spring Lake Heights Boro.	4,715	Union Twp. (Ocean)	3,695	Woodbine Boro.	2,780
Lebanon Twp.	4,640	Mine Hill Twp.	3,680	Belvidere Town	2,760
Lumberton Twp.	4,610	Lopatcong Twp.	3,665	East Amwell Twp.	2,750
Oaklyn Boro.	4,610	Long Beach Twp.	3,620	Pilesgrove Twp.	2,735
Roseland Boro.	4,605	Wildwood Crest Boro.	3,610	Upper Freehold Twp.	2,725
Bordentown City	4,600	Brielle Boro.	3,580	Mansfield Twp. (Burl.)	2,710
Plumsted Twp.	4,575	Mullica Twp.	3,555	Millstone Twp.	2,705
Norwood Boro.	4,530	Washington Twp. (Mercer)	3,500	Gibbsboro Boro.	2,700
Chester Twp.	4,530	East Greenwich Twp.	3,490	Deerfield Twp.	2,685
Green Brook Twp.	4,520	Buena Boro.	3,455	Ocean Twp. (Ocean)	2,680
Waterford Twp.	4,470	Riverton Boro.	3,440	Quinton Twp.	2,675
Egg Harbor City	4,455	Delaware Twp.	3,435	Bedminster Twp.	2,650
Franklin Boro.	4,400	Andover Twp.	3,345	Alloway Twp.	2,635
Lambertville City	4,390	Harding Twp.	3,335	Sea Isle City	2,595
Hohokus Boro.	4,370	Wildwood City		Essex Fells Boro.	2,545
Merchantville Boro.	4,355	Shrewsbury Boro.	3,330	Ogdensburg Boro.	2,540
South Toms River Boro.	4,275	Stanhope Boro.	3,325	Union Twp. (Hunt.)	2,530
Bradley Beach Boro.	4,235	Woodstown Boro.	3,260	Blairstown Twp.	2,515
Delanco Twp.	4,220	Beverly City	3,255	South Hackensack Twp.	2,480
North Wildwood City	4,185	Tewksbury Twp.	3,230	White Twp.	2,480
Highlands Boro.	4,170	Boonton Twp.	3,230	Saddle River Boro.	2,470
Hopewell Twp. (Cumb.)	4,150	Chesterfield Twp.	3,220	Tabernacle Twp.	2,470
Maurice River Twp.	4,130	Wood-Lynne Boro.	3,135	Wenonah Boro.	2,465
Old Tappan Boro.	4,080	Netcong Boro.	3,105	Deal Boro.	2,440
Mendham Boro.	4,065	Frankford Twp.	3,070	Springfield Twp. (Burl.)	2,435
Mansfield Twp. (Warren)	4,065	Upper Pittsgrove Twp.	3,050	Lawrence Twp. (Cumb.)	2,435
Flemington Boro.	4,035	Moonachie Boro.	3,035	Kingwood Twp.	2,425
Mendham Boro.	4,020	Hainesport Twp.	3,005	Stillwater Twp.	2,400
Pohatcong Twp.	3,985	Lakehurst Boro.	2,955	Swedesboro Boro.	2,385
Cape May City	3,980	Eastampton Twp.	2,925	Cranbury Twp.	2,315
Mount Arlington Boro.	3,955	Laurel Springs Boro.	2,920	Alexandria Twp.	2,310
Holland Twp.	3,885	Brooklawn Boro.	2,915	Hampton Twp.	2,310
Upper Twp.	3,880	Elk Twp.	2,900	Monmouth Beach Boro.	2,305

TABLE 2 - (continued)

<u>MUNICIPALITY</u>	<u>POPULATION</u>	<u>MUNICIPALITY</u>	<u>POPULATION</u>	<u>MUNICIPALITY</u>	<u>POPULATION</u>
Hopewell Boro.	2,295	Pine Beach Boro.	1,480	Bass River Twp.	920
West Amwell Twp.	2,280	Audubon Park Boro.	1,455	Rocky Hill Boro.	920
Winfield Twp.	2,265	Hampton Boro.	1,450	Lebanon Boro.	905
Franklin Twp. (Hunt.)	2,260	Island Heights Boro.	1,450	Chesilhurst Boro.	900
Tuckerton Boro.	2,260	Pemberton Boro.	1,440	Bloomsbury Boro.	890
Independence Twp.	2,230	Sea Bright Boro.	1,440	Branchville Boro.	885
Avon-By-The-Sea Boro.	2,175	Lower Alloways Creek Twp.	1,400	Eagleswood Twp.	870
Pennington Boro.	2,165	Alpine Boro.	1,390	Roosevelt Boro.	850
Oldmans Twp.	2,140	Hi-Nella Boro.	1,385	Andover Boro.	840
Sea Girt Boro.	2,120	Chester Boro.	1,380	Glen Gardner Boro.	810
Woodland Twp.	2,115	Lafayette Twp.	1,380	Far Hills Boro.	785
Sussex Boro.	2,110	Farmingdale Boro.	1,375	Washington Twp. (Burl.)	690
Harmony Twp.	2,050	Seaside Heights Boro.	1,375	Millstone Boro.	650
Franklin Twp. (Warren)	2,040	Sandyston Twp.	1,360	Port Republic City	645
Plainsboro Twp.	2,005	Montague Twp.	1,335	Barnegat Light Boro.	625
Folsom Boro.	1,995	Milford Boro.	1,305	Fieldsboro Boro.	620
East Newark Boro.	1,985	South Harrison Twp.	1,285	Stockton Boro.	620
Peapack-Gladstone Boro.	1,970	Stone Harbor Boro.	1,280	Hardwick Twp.	615
Oxford Twp.	1,905	Liberty Twp.	1,280	Shiloh Boro.	595
Mannington Twp.	1,895	Surf City Boro.	1,275	Estell Manor City	580
Avalon Boro.	1,880	Shrewsbury Twp.	1,250	Harvey Cedars Boro.	490
Hamburg Boro.	1,855	Elsinboro Twp.	1,215	Loch Arbour Village	395
Logan Twp.	1,820	Longport Boro.	1,210	Walpack Twp.	390
Downe Twp.	1,805	Interlaken Boro.	1,195	Mantoloking Boro.	315
Allentown Boro.	1,775	Ship Bottom Boro.	1,195	Rockleigh Boro.	305
Knowlton Twp.	1,770	Allamuchy Twp.	1,195	Corbin City	260
Clinton Town	1,720	Englishtown Boro.	1,190	West Wildwood Boro.	260
Elmer Boro.	1,670	Hope Twp.	1,190	Cape May Point Boro.	215
Wrightstown Boro.	1,630	Frelinghuysen Twp.	1,170	Pahaquarry Twp.	050
Green Twp.	1,630	Woolwich Twp.	1,150	Pine Valley Boro.	025
Bethlehem Twp.	1,605	Ocean Gate Boro.	1,125	Teterboro Boro.	020
Beach Haven Boro.	1,605	Stow Creek Twp.	1,120	Tavistock Boro.	015
Shamong Twp.	1,595	Victory Gardens Boro.	1,115		
Newfield Boro.	1,595	Bay Head Boro.	1,090		
Fredon Twp.	1,570	Weymouth Twp.	1,055		
Greenwich Twp. (Warren)	1,560	Califon Boro.	1,040		
Frenchtown Boro.	1,525	West Cape May Boro.	1,030		
Lavallette Boro.	1,520	Helmetta Boro.	985		
Seaside Park Boro.	1,505	Allenhurst Boro.	980		
South Belmar Boro.	1,480	Greenwich Twp.	960		

0100
 Population 1970 175,770 Net Valuation Taxable
 Population 1975 179,705 1,693,162,301
 S & P Rating Net Valuation on Which County Taxes
 Moody Rating BAA-1 are apportioned:
 Land Area 566.97 Sq. Miles 2,039,320,077

ATLANTIC COUNTY — Class 5
Form of Government:
Board of Chosen Freeholders
Number of Freeholders on Board — 7

PER CAPITA:
 Gross Debt 64.16
 Net Debt 62.51
 Debt Service 6.36
 Total Tax Levy 96.94
 County Functions: 176.26

PER CENT:
 Gross Debt 0.62
 Net Debt 0.60

EXPENDITURES		EXPENDITURES (cont'd.)		REVENUES REALIZED	
GENERAL GOVERNMENT		EDUCATION (excluding schools)		Property Taxes	
Governing Body and Public Boards	195,555.00	County Superintendent of Schools	68,246.00	Collateral Inheritance Tax	17,420,628.16
County Clerk	259,253.00	Vocational Schools	1,120,813.00	Financial Business Tax	239,324.88
Financial Administration	228,368.00	County College	1,591,332.50	Franchise Tax	32,400.74
Board of Taxation	51,331.00	County Extension Services	94,148.00	Bank Stock Tax	158,645.69
Planning, Housing, Development	300,330.00	Libraries		Other Miscellaneous Taxes	
Human Resources	442,704.50	Other Educational Services	28,325.00	State Aid Revenues	1,139,269.98
Elections	300,518.00	STATUTORY EXPENDITURES		Federal Aid Revenues	5,619,582.31
General Administration	676,775.32	Pensions and F.I.C.A.	966,621.00	State and Local Fiscal Assistance Act Utilized	1,520,150.62
JUDICIARY		Employee Fringe Benefits	356,083.00	Institutional Revenues	2,194,545.02
Superior Court-Law Division	56,793.00	Other Statutory Expenditures		Courts	119,433.72
County Courts	286,515.00	CETA And Other Public Employment Programs	6,336,927.94	County Clerk & Register	364,807.29
County District Courts	161,888.00	COUNTY FUNCTIONS TOTAL	30,348,802.56	Surrogate	66,243.48
Juvenile and Domestic Relations Courts		CAPITAL IMPROVEMENTS		Sheriff	103,033.48
Jury Commission and Jurors' Fees	12,031.00	DEBT SERVICE		Other Miscellaneous Revenues	717,814.69
Law Library		Principal Payments	360,000.00	TOTAL	29,695,880.06
Prosecutor's Office	879,829.05	Interest Payments	782,305.36	Prior Years Surplus Appropriated	1,244,835.07
Surrogate's Office	65,875.00	DEFERRED CHARGES	183,742.49	REVENUES TOTAL	30,940,715.13
Probation Office	386,172.00	RESERVE FOR UNCOLLECTED TAXES		CURRENT FINANCES DECEMBER 31,	
County Clerk (Judicial Functions)	113,738.00	EXPENDITURES TOTAL	31,674,850.41	ASSETS	
Sheriff's Office (Judicial Functions)	240,978.00	CAPITAL DEBT AUTHORIZED, DECEMBER 31,		Cash Dec. 31,	2,553,060.32
Other Judicial		ISSUED AND UNISSUED		Taxes Receivable	206,598.65
PUBLIC SAFETY		School		Emergencies and Other Deferred Charges	227,788.56
County Police	499,281.00	Self-liquidating		State Aid Receivable	631,658.85
Sheriff's Office	391,364.00	Other	11,529,586	Other Receivable	302,279.00
Civil Defense and Disaster Control	11,115.00	Total	11,529,586	TOTAL	3,921,385.38
Environmental Inspection and Control		ISSUED AND OUTSTANDING		LIABILITIES RESERVES, AND SURPLUS	
Weights and Measures	13,281.00	School		Cash Liabilities	3,052,697.69
Correctional and Penal	1,165,602.61	Self-liquidating		Reserves For Receivables	508,877.65
Other Public Safety	1,000.00	Other		Surplus Dec. 31,	359,810.04
PUBLIC WORKS		Total	10,908,000.00	TOTAL	3,921,385.38
Roads and Bridges, Streets, Drainage	445,008.05	Equalized Valuation Basis			
State Aid Motor Vehicle Fund	1,431,389.00	for Net Debt Computation	1,857,770,317.00		
County Funds	213,750.00	CAPITAL OUTLAY TOTAL	780,700.96		
Other Roads and Bridges		Public Enterprises			
Public Buildings and Grounds	1,300,547.25	Recreation—Culture	576,015.65		
Other Public Works	22,500.00	Public Works	5,695.16		
HEALTH AND WELFARE		Buildings and Grounds	187,005.15		
County Health Department	798,320.00	Library and Education	11,985.00		
Mental Health Activities	1,439,400.00	Conservation			
Tubercular Patient Care	3,000.00	All Other			
County Hospitals, Homes	2,407,862.34				
County Aid to Hospitals	33,000.00				
Health Clinics					
Mosquito Extermination	151,162.00				
Health Services Except Environmental	16,800.00				
County Welfare Board	3,775,941.00				
Child Welfare	484,370.00				
Other Welfare Services	222,825.00				
RECREATION AND CONSERVATION					
Parks, Playgrounds, Shade Trees	292,634.00				
Land Reclamation and Conservation	7,500.00				
Other Recreational Services					

COUNTY ATLANTIC

COUNTY SEAT Mays Landing

Form of Government: * Board of Chosen Freeholders 9 Members

Number of Constituent Municipalities 23

Population Census 1970 175,770

Population Estimated 1975 180,500

Land Area — Square Miles 566.97

Net Valuation on which County Taxes are Apportioned \$2,039,320,077

Tax Rate per \$100 \$0.860

Tax Levy \$17,420,628

Distribution of Ratables:

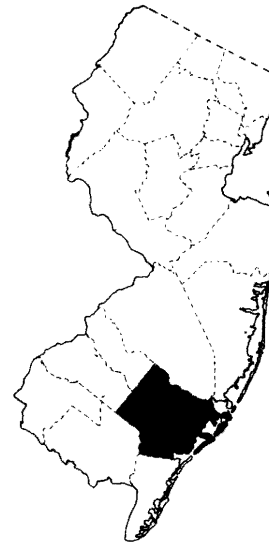
Class	Line Items	Assessed Valuation	% of Valuation
Vacant Land	40,344	\$ 146,879,180	8.90
Residential	52,598	958,721,942	58.10
Farm	2,398	30,596,288	1.87
Commercial	5,252	388,025,275	23.51
Industrial	172	21,222,059	1.28
Apartments	709	104,569,240	6.34
TOTAL	101,473	\$1,650,013,984	100.00

Bond Ratings:

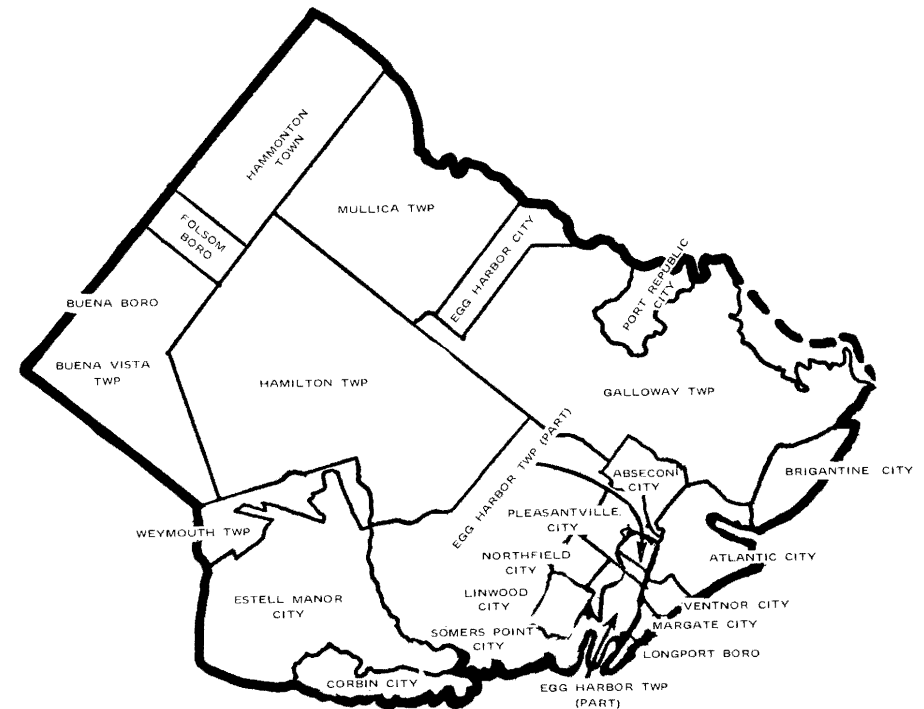
Moody's BAA-1

Standard & Poor's _____

*County Executive Plan--Optional County Charter
Law-1972, effective January 1, 1976



ATLANTIC COUNTY



0200

Population 1970 **898,850** Net Valuation Taxable
 Population **911,795** 11,055,720,416
 S & P Rating Net Valuation on Which County Taxes
 Moody Rating **AAA** are apportioned:
 Land Area **234.57** Sq. Miles 15,047,801,108

BERGEN COUNTY — Class 1

Form of Government:

Board of Chosen Freeholders

Number of Freeholders on Board — 9

PER CAPITA:

Gross Debt **102.13**
 Net Debt **102.13**
 Debt Service **8.59**
 Total Tax Levy **63.99**
 County Functions: **108.75**

PER CENT:

Gross Debt 0.66
 Net Debt 0.66

EXPENDITURES		EXPENDITURES (cont'd.)		REVENUES REALIZED	
GENERAL GOVERNMENT		EDUCATION (excluding schools)		Property Taxes	
Governing Body and Public Boards	644,134.62	County Superintendent of Schools	127,671.00	Collateral Inheritance Tax	58,344,920.08
County Clerk	720,459.71	Vocational Schools	3,522,000.00	Franchise Tax	783,567.55
Financial Administration	379,474.43	County College	3,822,317.00	Bank Stock Tax	441,583.25
Board of Taxation	182,761.02	County Extension Services	85,462.14	Other Miscellaneous Taxes	874,999.47
Planning, Housing, Development	196,538.74	Libraries		State Aid Revenues	1,183,440.66
Human Resources	1,021,167.43	Other Educational Services	700,773.79	Federal Aid Revenues	9,439,456.19
Elections	1,279,567.79	STATUTORY EXPENDITURES		State and Local Fiscal Assistance Act Utilized	2,092,339.92
General Administration	2,758,012.98	Pensions and F.I.C.A.	4,726,025.00	Institutional Revenues	18,341,327.09
JUDICIARY		Employee Fringe Benefits	1,315,000.00	Courts	634,179.62
Superior Court-Law Division		Other Statutory Expenditures		County Clerk & Register	1,304,465.48
County Courts	2,669,457.64			Surrogate	253,508.65
County District Courts	896,635.97	COUNTY FUNCTIONS TOTAL	9,338,322.49	Sheriff	319,746.97
Juvenile and Domestic Relations Courts	411,457.77	CAPITAL IMPROVEMENTS * MEMO	800,000.00	Other Miscellaneous Revenues	5,163,093.17
Jury Commission and Jurors' Fees	346,996.68	DEBT SERVICE			
Law Library	41,064.22	Principal Payments	4,464,000.00		
Prosecutor's Office	2,294,457.11	Interest Payments	3,371,105.71		
Surrogate's Office	305,936.89				
Probation Office	1,512,297.78	DEFERRED CHARGES	187,100.58		
County Clerk (Judicial Functions)		RESERVE FOR UNCOLLECTED TAXES			
Sheriff's Office (Judicial Functions)				TOTAL	99,176,628.10
Other Judicial				REVENUES TOTAL	4,583,000.00
PUBLIC SAFETY		EXPENDITURES TOTAL	99,154,972.31		103,759,628.10
County Police	2,325,832.68			CURRENT FINANCES DECEMBER 31,	
Sheriff's Office	747,472.22	CAPITAL DEBT AUTHORIZED, DECEMBER 31,		ASSETS	
Civil Defense and Disaster Control	36,311.42	ISSUED AND UNISSUED GROSS DEBT		Cash Dec. 31,	18,209,311.71
Environmental Inspection and Control		School		Taxes Receivable	
Weights and Measures	96,653.72	Self-liquidating		Emergencies and Other Deferred Charges	518,300.00
Correctional and Penal	2,258,207.21	Other	93,120,250	State Aid Receivable	2,117,035.24
Other Public Safety	569,823.60	Total	93,120,250	Other Receivable	49,900.00
PUBLIC WORKS				TOTAL	20,894,546.95
Roads and Bridges, Streets, Drainage	18,000.00	ISSUED AND OUTSTANDING		LIABILITIES RESERVES, AND SURPLUS	
State Aid Motor Vehicle Fund	689,900.00	School		Cash Liabilities	15,476,475.84
County Funds	3,006,025.42	Self-liquidating		Reserves For Receivables	49,900.00
Other Roads and Bridges		Other		Surplus Dec. 31,	5,368,171.11
Public Buildings and Grounds	3,312,386.97	Total	79,898,000.00	TOTAL	20,894,546.95
Other Public Works	1,359,078.76	Equalized Valuation Basis for Net Debt Computation	14,093,426,458.67		
HEALTH AND WELFARE		CAPITAL OUTLAY TOTAL	10,044,855.78		
County Health Department	671,577.40				
Mental Health Activities	2,767,549.00	Public Enterprises			
Tubercular Patient Care		Recreation—Culture	1,321,000.00		
County Hospitals, Homes	21,060,402.17	Public Works	4,351,003.16		
County Aid to Hospitals	500,000.00	Buildings and Grounds	3,128,303.03		
Health Clinics		Library and Education	1,244,549.59		
Mosquito Extermination	886,101.70	Conservation			
Health Services Except Environmental	80,000.00	All Other			
County Welfare Board	2,691,004.32				
Child Welfare	3,734,597.90				
Other Welfare Services	613,306.82				
RECREATION AND CONSERVATION					
Parks, Playgrounds, Shade Trees	4,185,230.82				
Land Reclamation and Conservation					
Other Recreational Services	225,311.69				

COUNTY BERGEN

COUNTY SEAT Hackensack

Form of Government: Board of Chosen Freeholders 9 Members

Number of Constituent Municipalities 70

Population Census 1970 898,850

Population Estimated 1975 911,795

Land Area — Square Miles 234.57

Net Valuation on which County Taxes are Apportioned \$15,047,801,108

Tax Rate per \$100 \$0.390

Tax Levy \$58,344,920

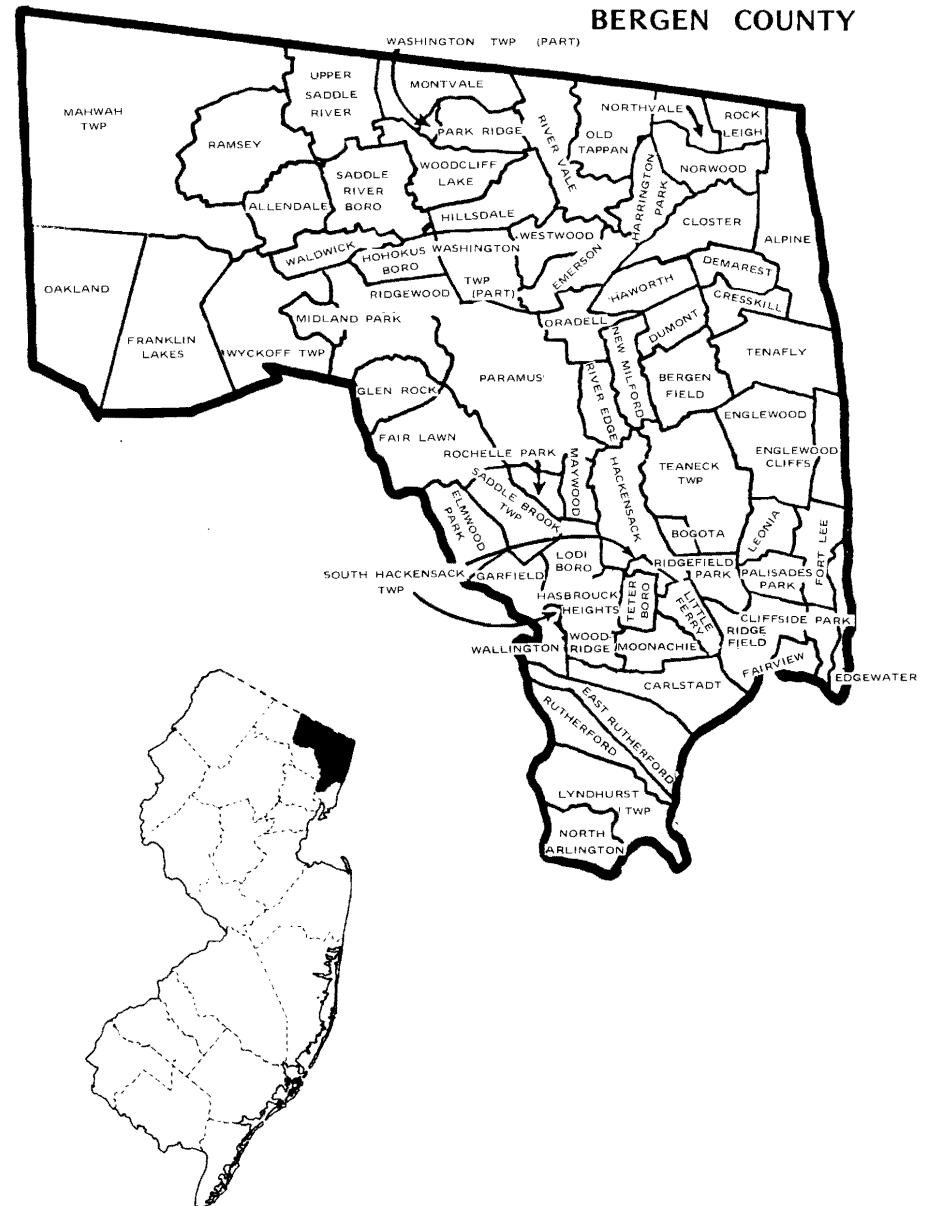
Distribution of Ratables:

Class	Line Items	Assessed Valuation	% of Valuation
Vacant Land	14,092	\$ 327,836,110	3.01
Residential	201,360	7,133,498,530	65.39
Farm	362	11,762,150	0.11
Commercial	9,971	1,491,827,315	13.67
Industrial	2,868	1,197,442,853	10.98
Apartments	1,653	746,712,093	6.84
TOTAL	230,306	\$10,909,079,051	100.00

Bond Ratings:

Moody's AAA

Standard & Poor's



0300

Population 1970 **324,625** Net Valuation Taxable
 Population **326,770** 2,957,212.067
 S & P Rating **AA** Net Valuation on Which County Taxes
 Moody Rating **AA** are apportioned:
 Land Area **817.64** Sq. Miles 3,419,508,852

BURLINGTON COUNTY — Class 2

Form of Government:

Board of Chosen Freeholders

Number of Freeholders on Board — 5

PER CAPITA:

Gross Debt **88.42** Gross Debt **.92**
 Net Debt **88.14** Net Debt **.92**
 Debt Service **2.96**
 Total Tax Levy **62.29**
 County Functions: **107.32**

PER CENT:

Gross Debt **.92**
 Net Debt **.92**

EXPENDITURES		EXPENDITURES (cont'd.)		REVENUES REALIZED	
GENERAL GOVERNMENT		EDUCATION (excluding schools)		Property Taxes	20,355,499.16
Governing Body and Public Boards	181,851.00	County Superintendent of Schools	88,048.00	Collateral Inheritance Tax	121,041.25
County Clerk	270,842.00	Vocational Schools	1,052,063.00	Financial Business Tax	23,712.12
Financial Administration	307,848.00	County College	2,297,050.00	Franchise Tax	
Board of Taxation	101,319.00	County Extension Services	83,397.00	Bank Stock Tax	194,092.00
Planning, Housing, Development	228,284.00	Libraries		Other Miscellaneous Taxes	
Human Resources	12,500.00	Other Educational Services	491,548.00	State Aid Revenues	1,129,954.91
Elections	271,413.14	STATUTORY EXPENDITURES		Federal Aid Revenues	6,000,086.92
General Administration	722,985.48	Pensions and F.I.C.A.	1,105,178.81	State and Local Fiscal Assistance Act Utilized	1,442,544.95
JUDICIARY		Employee Fringe Benefits	455,200.00	Institutional Revenues	1,594,684.78
Superior Court-Law Division	58,594.54	Other Statutory Expenditures		Courts	70,294.25
County Courts	310,202.00		5,999,296.07	County Clerk & Register	619,075.94
County District Courts	100,312.00	COUNTY FUNCTIONS TOTAL	34,032,853.38	Surrogate	55,946.03
Juvenile and Domestic Relations Courts	49,900.00	CAPITAL IMPROVEMENTS		Sheriff	223,288.51
Jury Commission and Jurors' Fees	98,895.00	DEBT SERVICE		Other Miscellaneous Revenues	1,299,105.31
Law Library	5,308.00	Principal Payments	540,000.00		
Prosecutor's Office	672,287.00	Interest Payments	428,190.05		
Surrogate's Office	73,500.00			TOTAL	33,129,326.13
Probation Office	601,300.00	DEFERRED CHARGES	68,726.38	Prior Years Surplus Appropriated	2,700,000.00
County Clerk (Judicial Functions)	171,120.00	RESERVE FOR UNCOLLECTED TAXES		REVENUES TOTAL	35,829,326.13
Sheriff's Office (Judicial Functions)	367,344.12				
Other Judicial				CURRENT FINANCES DECEMBER 31,	
PUBLIC SAFETY		EXPENDITURES TOTAL	35,069,769.81	ASSETS	
County Police	456,372.00			Cash Dec. 31,	8,174,484.34
Sheriff's Office	140,300.00	CAPITAL DEBT AUTHORIZED, DECEMBER 31,		Taxes Receivable	
Civil Defense and Disaster Control	249,059.00	ISSUED AND UNISSUED		Emergencies and Other Deferred Charges	7,500.00
Environmental Inspection and Control		School		State Aid Receivable	713,697.70
Weights and Measures	54,612.00	Self-liquidating		Other Receivable	258,184.58
Correctional and Penal	1,052,551.00	Other	28,893,079	TOTAL	9,153,866.62
Other Public Safety	29,400.00	Total	28,893,079		
PUBLIC WORKS				LIABILITIES RESERVES, AND SURPLUS	
Roads and Bridges, Streets, Drainage	1,039,628.60	ISSUED AND OUTSTANDING		Cash Liabilities	5,313,628.48
State Aid Motor Vehicle Fund	605,193.50	School		Reserves For Receivables	258,184.58
County Funds	4,387,194.94	Self-liquidating		Surplus Dec. 31,	3,582,053.56
Other Roads and Bridges		Other		TOTAL	9,153,866.62
Public Buildings and Grounds	697,767.00	Total	15,279,000.00		
Other Public Works		Equalized Valuation Basis			
HEALTH AND WELFARE		for Net Debt Computation	3,140,685,840.00		
County Health Department	1,034,563.00	CAPITAL OUTLAY TOTAL	6,759,847.10		
Mental Health Activities	2,702,413.00				
Tubercular Patient Care	1,000.00	Public Enterprises			
County Hospitals, Homes	1,399,881.00	Recreation—Culture	943,397.21		
County Aid to Hospitals	249,000.00	Public Works	1,342,843.22		
Health Clinics		Buildings and Grounds	3,734,267.17		
Mosquito Extermination	345,301.12	Library and Education	739,339.50		
Health Services Except Environmental	93,000.00	Conservation			
County Welfare Board	2,629,360.00	All Other			
Child Welfare	364,487.06				
Other Welfare Services	256,184.00				
RECREATION AND CONSERVATION					
Parks, Playgrounds, Shade Trees	25,000.00				
Land Reclamation and Conservation	41,000.00				
Other Recreational Services	2,000.00				

COUNTY BURLINGTON

COUNTY SEAT Mount Holly

Form of Government: Board of Chosen Freeholders 5 Members

Number of Constituent Municipalities 40

Population Census 1970 324,625

Population Estimated 1975 326,770

Land Area — Square Miles 222.01

Net Valuation on which County Taxes are Apportioned \$3,419,508,852

Tax Rate per \$100 \$0.598

Tax Levy \$20,355,499

Distribution of Ratables:

Class	Line Items	Assessed Valuation	% of Valuation
Vacant Land	21,640	\$ 177,307,612	6.11
Residential	78,907	1,945,284,470	67.00
Farm	4,891	93,280,508	3.21
Commercial	3,821	392,172,668	13.51
Industrial	460	160,079,390	5.51
Apartments	313	135,235,596	4.66
TOTAL	110,032	\$2,903,360,244	100.00

Bond Ratings:

Moody's AA

Standard & Poor's AA



0400

Population 1970 **457,680** Net Valuation Taxable
 Population **487,310** 3,599,917,902
 S & P Rating **A** Net Valuation on Which County Taxes
 Moody Rating **A-1** are apportioned:
 Land Area **222.01** Sq. Miles 4,514,982,965

CAMDEN COUNTY — Class 2

Form of Government:

Board of Chosen Freeholders

Number of Freeholders on Board — 7

PER CAPITA:

Gross Debt **116.27**
 Net Debt **106.49**
 Debt Service **6.47**
 Total Tax Levy **99.87**
 County Functions: **153.37**

PER CENT:

Gross Debt **1.36**
 Net Debt **1.25**

EXPENDITURES		EXPENDITURES (cont'd.)		REVENUES REALIZED	
GENERAL GOVERNMENT					
Governing Body and Public Boards	335,125.00	EDUCATION (excluding schools)		Property Taxes	48,669,216.86
County Clerk	559,011.04	County Superintendent of Schools	51,493.00	Collateral Inheritance Tax	155,201.48
Financial Administration	37,621.00	Vocational Schools	3,594,577.00	Financial Business Tax	180,976.71
Board of Taxation	121,692.00	County College	2,630,430.00	Franchise Tax	
Planning, Housing, Development	495,230.00	County Extension Services	139,367.00	Bank Stock Tax	348,333.97
Human Resources	651,518.00	Libraries		Other Miscellaneous Taxes	
Elections	1,018,550.00	Other Educational Services	172,050.00	State Aid Revenues	4,546,932.38
General Administration	2,514,159.00	STATUTORY EXPENDITURES		Federal Aid Revenues	6,686,729.17
JUDICIARY		Pensions and F.I.C.A.	2,500,375.00	State and Local Fiscal Assistance Act Utilized	3,343,728.92
Superior Court-Law Division	163,315.00	Employee Fringe Benefits	1,063,500.00	Institutional Revenues	2,710,478.07
County Courts	666,112.00	Other Statutory Expenditures		Courts	238,754.09
County District Courts	254,444.00			County Clerk & Register	634,488.75
Juvenile and Domestic Relations Courts	162,814.00	COUNTY FUNCTIONS TOTAL	71,366,114.19	Surrogate	88,474.32
Jury Commission and Jurors' Fees	265,683.00	CAPITAL IMPROVEMENTS *MEMO	500,000.00	Sheriff	346,532.76
Law Library	10,000.00	DEBT SERVICE		Other Miscellaneous Revenues	2,306,797.69
Prosecutor's Office	2,158,403.00	Principal Payments	1,473,000.00		
Surrogate's Office	128,424.00	Interest Payments	1,678,559.50		
Probation Office	1,258,952.00				
County Clerk (Judicial Functions)	573,956.00	DEFERRED CHARGES	218,651.16		
Sheriff's Office (Judicial Functions)	667,121.00	RESERVE FOR UNCOLLECTED TAXES			
Other Judicial				TOTAL	70,256,645.17
PUBLIC SAFETY		EXPENDITURES TOTAL	74,736,324.85	Prior Years Surplus Appropriated	6,040,000.00
County Police	881,755.00			REVENUES TOTAL	76,296,645.17
Sheriff's Office	725,051.00				
Civil Defense and Disaster Control	53,417.00	CAPITAL DEBT AUTHORIZED, DECEMBER 31,		CURRENT FINANCES DECEMBER 31,	
Environmental Inspection and Control		ISSUED AND UNISSUED GROSS DEBT		ASSETS	
Weights and Measures	57,498.00	School		Cash Dec. 31,	13,702,282.45
Correctional and Penal	2,356,752.00	Self-liquidating		Taxes Receivable	381,430.48
Other Public Safety	563,905.00	Other	56,658,392	Emergencies and Other Deferred Charges	1,205,922.99
		Total	56,658,392	State Aid Receivable	441,487.08
PUBLIC WORKS				Other Receivable	953,555.34
Roads and Bridges, Streets, Drainage	21,000.00			TOTAL	16,684,678.34
State Aid Motor Vehicle Fund	474,040.00	ISSUED AND OUTSTANDING		LIABILITIES RESERVES, AND SURPLUS	
County Funds	2,764,069.00	School		Cash Liabilities	10,539,735.08
Other Roads and Bridges		Self-liquidating		Reserves For Receivables	1,334,985.82
Public Buildings and Grounds	5,347,176.00	Other		Surplus Dec. 31,	4,809,957.44
Other Public Works	72,956.00	Total	38,355,300.00	TOTAL	16,684,678.34
HEALTH AND WELFARE					
County Health Department	1,486,174.50	Equalized Valuation Basis			
Mental Health Activities	6,357,454.00	for Net Debt Computation	4,152,105,475.00		
Tubercular Patient Care	2,500.00	CAPITAL OUTLAY TOTAL	10,959,453.12		
County Hospitals, Homes	3,561,386.00				
County Aid to Hospitals	1,000,000.00	Public Enterprises			
Health Clinics	124,396.00	Recreation—Culture			
Mosquito Extermination	368,573.50	Public Works	2,439,750.39		
Health Services Except Environmental	2,210,409.00	Buildings and Grounds	1,857,868.80		
County Welfare Board	9,683,744.00	Library and Education	6,661,843.93		
Child Welfare	1,228,297.00	Conservation			
Other Welfare Services	1,239,867.00	All Other			
RECREATION AND CONSERVATION					
Parks, Playgrounds, Shade Trees	1,639,833.96				
Land Reclamation and Conservation	27,664.00				
Other Recreational Services					

COUNTY CAMDEN

COUNTY SEAT Camden City

Form of Government: Board of Chosen Freeholders 7 Members

Number of Constituent Municipalities 37

Population Census 1970 457,680

Population Estimated 1975 487,310

Land Area — Square Miles 222.01

Net Valuation on which County Taxes are Apportioned \$4,514,982,965

Tax Rate per \$100 \$1.087

Tax Levy \$ 48,669,217

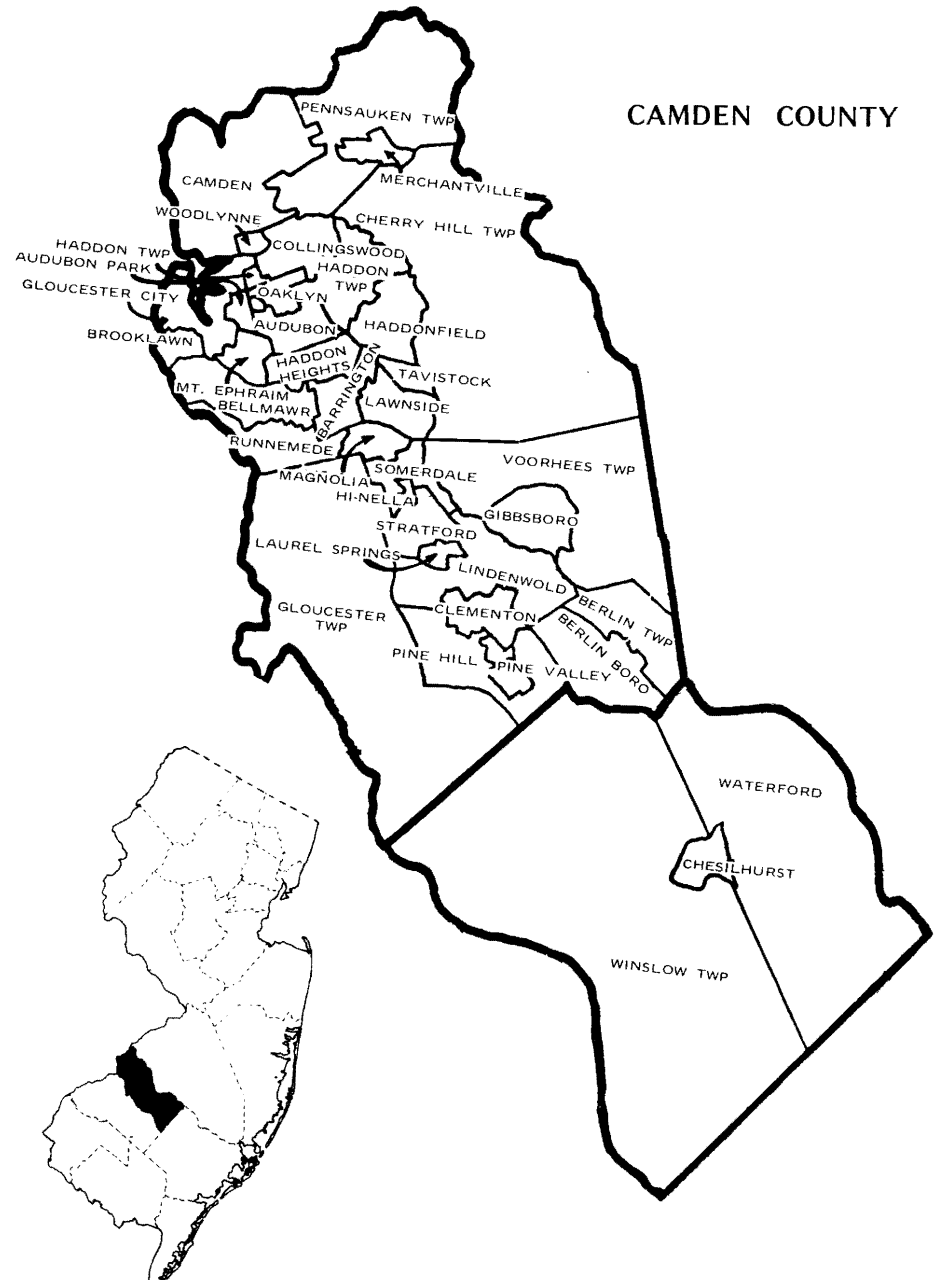
Distribution of Ratables:

Class	Line Items	Assessed Valuation	% of Valuation
Vacant Land	18,704	\$ 131,118,978	3.73
Residential	117,041	2,176,326,788	61.91
Farm	1,246	34,579,137	0.98
Commercial	7,499	727,072,800	20.68
Industrial	678	201,009,546	5.72
Apartments	645	245,209,900	6.98
TOTAL	145,813	\$3,515,317,149	100.00

Bond Ratings:

Moody's A-1

Standard & Poor's A



0500

Population 1970 **59,785** Net Valuation Taxable
 Population **64,295** 1,656,056,808
 S & P Rating **BBB** Net Valuation on Which County Taxes
 Moody Rating **BA** are apportioned:
 Land Area **263.37** Sq. Miles 1,956,751,258

CAPE MAY COUNTY — Class 6

Form of Government:

Board of Chosen Freeholders

Number of Freeholders on Board — 5

PER CAPITA:

Gross Debt **219.10**
 Net Debt **183.85**
 Debt Service **8.15**
 Total Tax Levy **131.96**
 County Functions: **242.23**

PER CENT:

Gross Debt **.78**
 Net Debt **.66**

EXPENDITURES		EXPENDITURES (cont'd.)		REVENUES REALIZED	
GENERAL GOVERNMENT					
Governing Body and Public Boards	184,371.00	EDUCATION (excluding schools)		Property Taxes	8,484,315.94
County Clerk	124,071.00	County Superintendent of Schools	42,006.00	Collateral Inheritance Tax	67,909.42
Financial Administration	169,749.53	Vocational Schools	347,490.00	Financial Business Tax	
Board of Taxation	65,266.00	County College		Franchise Tax	
Planning, Housing, Development	182,690.00	County Extension Services	113,218.00	Bank Stock Tax	88,039.23
Human Resources	286,016.45	Libraries		Other Miscellaneous Taxes	
Elections	209,539.00	Other Educational Services	240,870.00	State Aid Revenues	463,859.55
General Administration	517,754.00	STATUTORY EXPENDITURES		Federal Aid Revenues	2,323,217.00
JUDICIARY		Pensions and F.I.C.A.	646,000.00	State and Local Fiscal Assistance Act Utilized	743,245.00
Superior Court-Law Division	10,066.00	Employee Fringe Benefits	292,000.00	Institutional Revenues	1,272,425.84
County Courts	147,020.00	Other Statutory Expenditures		Courts	42,346.55
County District Courts	24,597.00		1,973,558.87	County Clerk & Register	265,793.32
Juvenile and Domestic Relations Courts	57,620.00	COUNTY FUNCTIONS TOTAL	14,917,983.75	Surrogate	36,834.38
Jury Commission and Jurors' Fees	10,980.00	CAPITAL IMPROVEMENTS #MEMO	200,000.00	Sheriff	117,893.24
Law Library	5,000.00	DEBT SERVICE		Other Miscellaneous Revenues	996,030.07
Prosecutor's Office	290,924.00	Principal Payments	309,000.00		
Surrogate's Office	72,133.00	Interest Payments	215,265.54		
Probation Office	319,636.00	DEFERRED CHARGES	131,822.26		
County Clerk (Judicial Functions)	72,845.00	RESERVE FOR UNCOLLECTED TAXES			
Sheriff's Office (Judicial Functions)	118,340.00				
Other Judicial					
PUBLIC SAFETY		EXPENDITURES TOTAL	15,574,071.55	Prior Years Surplus Appropriated	14,901,909.54
County Police	3,700.00			REVENUES TOTAL	16,457,574.54
Sheriff's Office	111,423.00	CAPITAL DEBT AUTHORIZED, DECEMBER 31,			
Civil Defense and Disaster Control	51,536.00	ISSUED AND UNISSUED GROSS DEBT		CURRENT FINANCES DECEMBER 31,	
Environmental Inspection and Control				ASSETS	
Weights and Measures	35,546.00	School		Cash Dec. 31,	2,945,432.71
Correctional and Penal	510,939.00	Self-liquidating		Taxes Receivable	59,778.13
Other Public Safety	12,000.00	Other	14,087,280	Emergencies and Other Deferred Charges	
		Total	14,087,280	State Aid Receivable	121,273.46
				Other Receivable	226,315.73
				TOTAL	3,352,800.03
PUBLIC WORKS		ISSUED AND OUTSTANDING		LIABILITIES RESERVES, AND SURPLUS	
Roads and Bridges, Streets, Drainage	30,500.00	School		Cash Liabilities	1,547,620.74
State Aid Motor Vehicle Fund	336,926.90	Self-liquidating		Reserves For Receivables	286,093.86
County Funds	1,517,072.84	Other		Surplus Dec. 31,	1,519,085.43
Other Roads and Bridges		Total	6,693,000.00	TOTAL	3,352,800.03
Public Buildings and Grounds	665,195.00		6,693,000.00		
Other Public Works	606,609.00	Equalized Valuation Basis			
		for Net Debt Computation	1,804,390,066.33		
HEALTH AND WELFARE		CAPITAL OUTLAY TOTAL	1,131,467.79		
County Health Department	586,212.00				
Mental Health Activities	461,000.00	Public Enterprises			
Tubercular Patient Care	3,000.00	Recreation—Culture			
County Hospitals, Homes	1,314,360.00	Public Works			
County Aid to Hospitals	168,000.00	Buildings and Grounds	1,031,257.55		
Health Clinics	3,000.00	Library and Education	100,210.24		
Mosquito Extermination	521,567.00	Conservation			
Health Services Except Environmental	33,000.00	All Other			
County Welfare Board	932,592.16				
Child Welfare	57,601.00				
Other Welfare Services	110,351.00				
RECREATION AND CONSERVATION					
Parks, Playgrounds, Shade Trees	314,292.00				
Land Reclamation and Conservation	2,800.00				
Other Recreational Services	5,000.00				

COUNTY CAPE MAY

COUNTY SEAT Cape May Courthouse

Form of Government: Board of Chosen Freeholders 5 Members

Number of Constituent Municipalities 16

Population Census 1970 59,785

Population Estimated 1975 64,295

Land Area – Square Miles 226.10

Net Valuation on which County Taxes are Apportioned \$1,956,751,258

Tax Rate per \$100 \$0,435

Tax Levy \$8,484,316

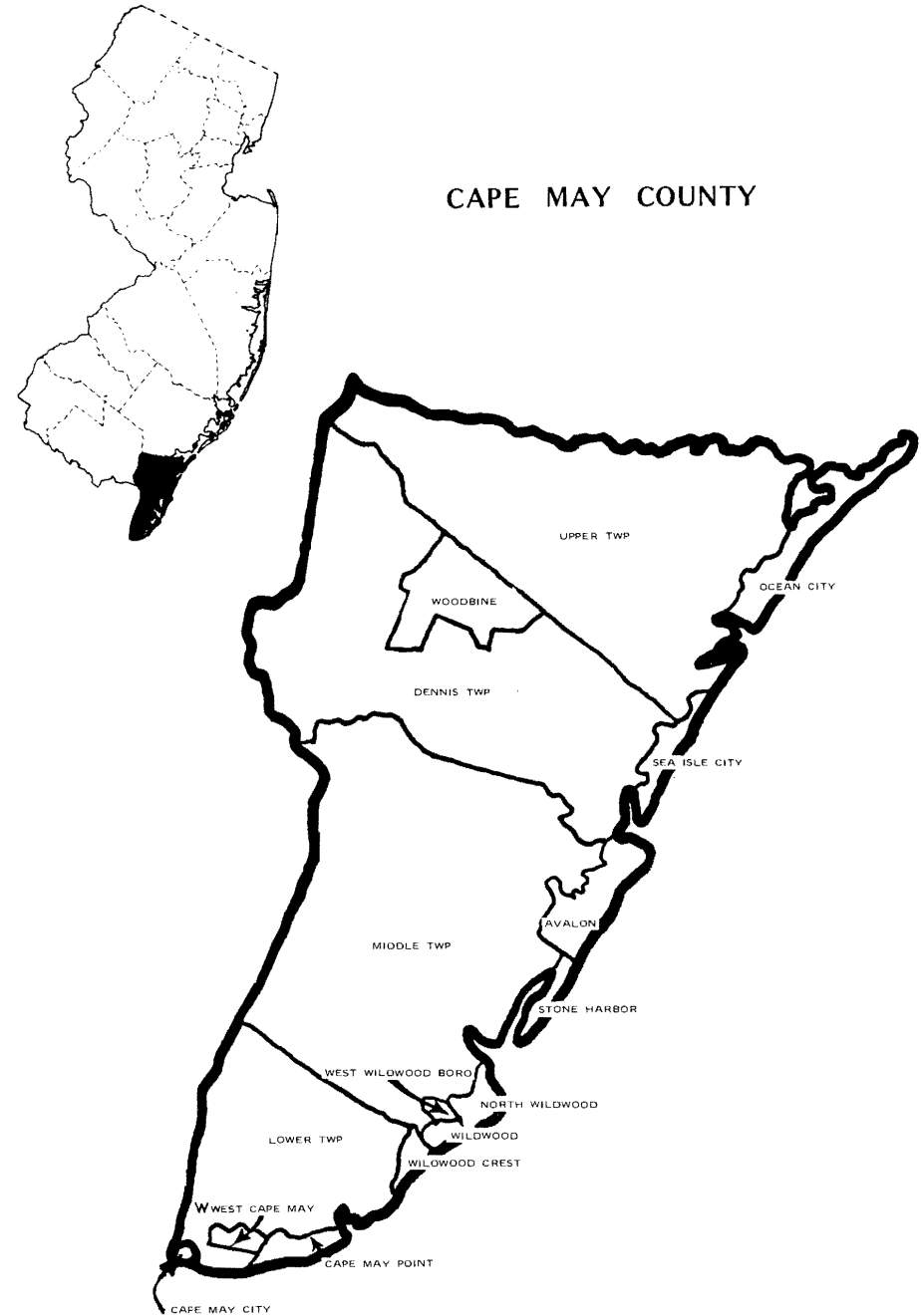
Distribution of Ratables:

Class	Line Items	Assessed Valuation	% of Valuation
Vacant Land	20,653	\$ 109,936,068	6.71
Residential	44,214	1,084,713,132	66.23
Farm	654	9,658,520	0.59
Commercial	3,029	305,406,475	18.65
Industrial	58	9,734,070	0.59
Apartments	1,054	118,373,955	7.23
TOTAL	69,662	\$ 1,637,822,220	100.00

Bond Ratings:

Moody's BAA

Standard & Poor's



0600
 Population 1970 **121,810**
 Population **129,070**
 S & P Rating
 Moody Rating **AA**
 Land Area **501.73** Sq. Miles
 Net Valuation Taxable 943,503,809
 Net Valuation on Which County Taxes are apportioned: 1,024,261,208

CUMBERLAND COUNTY — Class 3
Form of Government:
Board of Chosen Freeholders
Number of Freeholders on Board — 7

PER CAPITA:
 Gross Debt **103.25**
 Net Debt **98.55**
 Debt Service **10.50**
 Total Tax Levy **87.94**
 County Functions: **167.42**
PER CENT:
 Gross Debt **1.44**
 Net Debt **1.37**

EXPENDITURES		EXPENDITURES (cont'd.)		REVENUES REALIZED	
GENERAL GOVERNMENT		EDUCATION (excluding schools)		Property Taxes	11,350,896.42
Governing Body and Public Boards	186,104.00	County Superintendent of Schools	59,715.00	Collateral Inheritance Tax	47,199.08
County Clerk	132,669.00	Vocational Schools	212,107.00	Financial Business Tax	7,763.35
Financial Administration	203,394.00	County College	667,261.00	Franchise Tax	
Board of Taxation	22,500.00	County Extension Services	97,886.00	Bank Stock Tax	87,884.00
Planning, Housing, Development	165,476.00	Libraries	151,500.00	Other Miscellaneous Taxes	
Human Resources	238,698.65	Other Educational Services	54,420.00	State Aid Revenues	964,436.92
Elections	137,140.00	STATUTORY EXPENDITURES		Federal Aid Revenues	4,887,376.40
General Administration	419,416.00	Pensions and F.I.C.A.	688,595.00	State and Local Fiscal Assistance Act Utilized	803,000.00
JUDICIARY		Employee Fringe Benefits	332,346.00	Institutional Revenues	1,272,257.82
Superior Court-Law Division	20,061.00	Other Statutory Expenditures		Courts	42,749.15
County Courts	379,827.00		5,328,404.33	County Clerk & Register	171,733.67
County District Courts	36,144.00	COUNTY FUNCTIONS TOTAL	19,969,975.10	Surrogate	33,016.15
Juvenile and Domestic Relations Courts	20,000.00	CAPITAL IMPROVEMENTS * MEMO	200,000.00	Sheriff	44,068.37
Jury Commission and Jurors' Fees	71,221.12	DEBT SERVICE		Other Miscellaneous Revenues	840,854.67
Law Library	10,750.00	Principal Payments	786,785.00		
Prosecutor's Office	264,507.00	Interest Payments	568,005.50		
Surrogate's Office	77,582.00			TOTAL	20,553,236.00
Probation Office	305,696.00	DEFERRED CHARGES	283,847.15	Prior Years Surplus Appropriated	800,000.00
County Clerk (Judicial Functions)	73,117.00	RESERVE FOR UNCOLLECTED TAXES		REVENUES TOTAL	21,353,236.00
Sheriff's Office (Judicial Functions)	70,393.00				
Other Judicial		EXPENDITURES TOTAL	21,608,612.75	CURRENT FINANCES DECEMBER 31,	
PUBLIC SAFETY				ASSETS	
County Police	94,714.00	CAPITAL DEBT AUTHORIZED, DECEMBER 31,		Cash Dec. 31,	3,803,696.96
Sheriff's Office	155,155.00	ISSUED AND UNISSUED		Taxes Receivable	
Civil Defense and Disaster Control	21,327.00	School		Emergencies and Other Deferred Charges	3,302.07
Environmental Inspection and Control		Self-liquidating		State Aid Receivable	676,746.51
Weights and Measures	52,385.00	Other	13,326,000	Other Receivable	175,826.83
Correctional and Penal	682,871.00	Total	13,326,000	TOTAL	4,659,572.37
Other Public Safety	16,560.00			LIABILITIES RESERVES, AND SURPLUS	
PUBLIC WORKS		ISSUED AND OUTSTANDING		Cash Liabilities	3,395,433.02
Roads and Bridges, Streets, Drainage	10,440.00	School		Reserves For Receivables	175,826.83
State Aid Motor Vehicle Fund	449,082.25	Self-liquidating		Surplus Dec. 31,	1,088,312.52
County Funds	615,135.75	Other		TOTAL	4,659,572.37
Other Roads and Bridges		Total	13,326,000.00		
Public Buildings and Grounds	416,347.00	Equalized Valuation Basis for Net Debt Computation	925,598,411.67		
Other Public Works	90,500.00	CAPITAL OUTLAY TOTAL	2,497,367.64		
HEALTH AND WELFARE					
County Health Department	539,605.00	Public Enterprises			
Mental Health Activities	2,093,636.00	Recreation—Culture			
Tubercular Patient Care	400.00	Public Works	19,994.53		
County Hospitals, Homes	1,412,736.00	Buildings and Grounds	2,398,773.11		
County Aid to Hospitals	165,500.00	Library and Education	78,600.00		
Health Clinics	20,820.00	Conservation			
Mosquito Extermination	191,500.00	All Other			
Health Services Except Environmental	71,140.00				
County Welfare Board	1,820,000.00				
Child Welfare	252,491.00				
Other Welfare Services	318,700.00				
RECREATION AND CONSERVATION					
Parks, Playgrounds, Shade Trees					
Land Reclamation and Conservation	7,000.00				
Other Recreational Services	45,000.00				

COUNTY CUMBERLAND

COUNTY SEAT Bridgeton

Form of Government: Board of Chosen Freeholders 7 Members

Number of Constituent Municipalities 14

Population Census 1970 121,810

Population Estimated 1975 129,070

Land Area — Square Miles 501.73

Net Valuation on which County Taxes are Apportioned \$1,024,261,208

Tax Rate per \$100 \$1.12

Tax Levy \$11,350,896

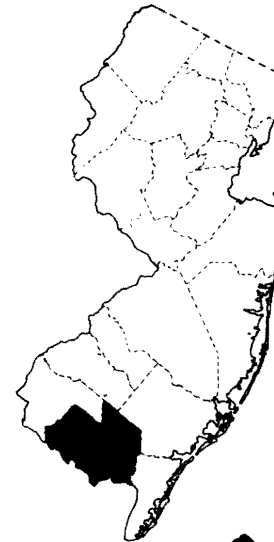
Distribution of Ratables:

Class	Line Items	Assessed Valuation	% of Valuation
Vacant Land	16,765	\$ 47,705,015	5.19
Residential	31,993	550,308,489	59.84
Farm	3,995	50,724,636	5.51
Commercial	2,432	161,423,700	17.55
Industrial	318	72,247,825	7.86
Apartments	113	37,258,825	4.05
TOTAL	55,616	\$919,668,490	100.00

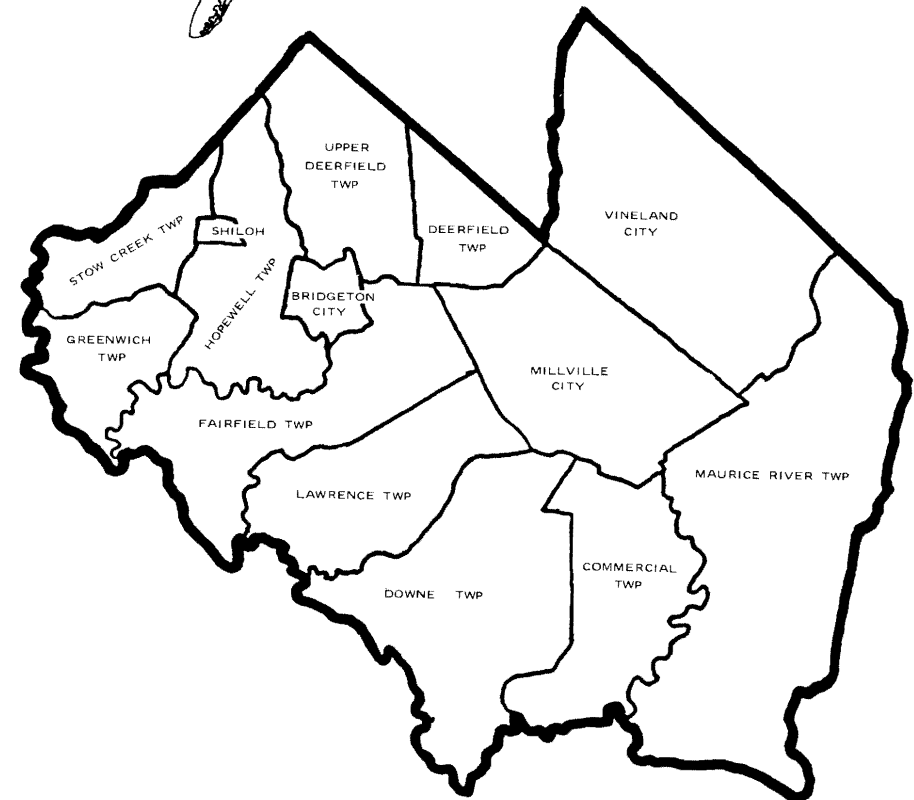
Bond Ratings:

Moody's AA

Standard & Poor's



CUMBERLAND COUNTY



0700

Population 1970 933,820
 Population 931,525
 S & P Rating AA
 Moody Rating AA
 Land Area 127.44 Sq. Miles 8,324,926,829

Net Valuation Taxable 6,373,983,300
 Net Valuation on Which County Taxes are apportioned:

ESSEX COUNTY — Class 1

Form of Government:

Board of Chosen Freeholders

Number of Freeholders on Board — 9

PER CAPITA:

Gross Debt 95.92
 Net Debt 92.71
 Debt Service 9.57
 Total Tax Levy 116.10
 County Functions: 181.30

PER CENT:

Gross Debt 1.17
 Net Debt 1.13

EXPENDITURES		EXPENDITURES (cont'd.)		REVENUES REALIZED	
GENERAL GOVERNMENT		EDUCATION (excluding schools)		Property Taxes	108,153,094.74
Governing Body and Public Boards	456,342.00	County Superintendent of Schools	172,053.36	Collateral Inheritance Tax	844,040.17
County Clerk	1,478,620.92	Vocational Schools	2,971,896.00	Financial Business Tax	209,302.45
Financial Administration	1,085,583.81	County College	4,930,981.00	Franchise Tax	902,639.06
Board of Taxation	211,009.00	County Extension Services	175,743.90	Bank Stock Tax	1,092,348.64
Planning, Housing, Development	281,853.00	Libraries		Other Miscellaneous Taxes	
Human Resources	165,000.00	Other Educational Services	210,271.00	State Aid Revenues	19,817,857.51
Elections	1,278,841.07	STATUTORY EXPENDITURES		Federal Aid Revenues	4,867,405.99
General Administration	2,897,627.74	Pensions and F.I.C.A.	8,566,310.10	State and Local Fiscal Assistance Act Utilized	13,873,779.14
JUDICIARY		Employee Fringe Benefits	2,399,765.00	Institutional Revenues	6,319,991.67
Superior Court-Law Division	872,180.00	Other Statutory Expenditures		Courts	813,806.48
County Courts	1,483,601.00		6,794,778.31	County Clerk & Register	903,087.20
County District Courts	1,353,853.52	COUNTY FUNCTIONS TOTAL	156,744,321.72	Surrogate	325,859.14
Juvenile and Domestic Relations Courts	508,055.14	CAPITAL IMPROVEMENTS (N.E.M.)	150,000.00	Sheriff	451,429.69
Jury Commission and Jurors' Fees	344,712.61	DEBT SERVICE		Other Miscellaneous Revenues	2,947,314.11
Law Library	69,196.70	Principal Payments	4,462,000.00		
Prosecutor's Office	3,947,935.78	Interest Payments	4,452,814.74		
Surrogate's Office	396,403.00	DEFERRED CHARGES	3,202,598.42		
Probation Office	4,698,387.00	RESERVE FOR UNCOLLECTED TAXES	22,000.00		
County Clerk (Judicial Functions)	1,103,780.00				
Sheriff's Office (Judicial Functions)	2,061,593.00				
Other Judicial					
PUBLIC SAFETY		EXPENDITURES TOTAL	168,883,734.88	Prior Years Surplus Appropriated	5,000,000.00
County Police	1,895,432.00			REVENUES TOTAL	166,521,955.99
Sheriff's Office	3,989,923.01	CAPITAL DEBT AUTHORIZED, DECEMBER 31,		CURRENT FINANCES DECEMBER 31,	
Civil Defense and Disaster Control	66,526.00	ISSUED AND UNISSUED		ASSETS	
Environmental Inspection and Control		School		Cash Dec. 31,	11,328,094.69
Weights and Measures	96,514.00	Self-liquidating		Taxes Receivable	
Correctional and Penal	12,092,492.60	Other	89,349,433	Emergencies and Other Deferred Charges	3,822,549.21
Other Public Safety	887,945.12	Total	89,349,433	State Aid Receivable	1,299,641.61
PUBLIC WORKS				Other Receivable	345,498.45
Roads and Bridges, Streets, Drainage		ISSUED AND OUTSTANDING		TOTAL	16,795,783.96
State Aid Motor Vehicle Fund	3,555,276.05	School		LIABILITIES RESERVES, AND SURPLUS	
County Funds	284,114.94	Self-liquidating		Cash Liabilities	13,033,045.86
Other Roads and Bridges		Other		Reserves For Receivables	345,498.45
Public Buildings and Grounds	8,489,257.59	Total	77,680,500.00	Surplus Dec. 31,	3,417,239.65
Other Public Works		Equalized Valuation Basis for Net Debt Computation	7,653,336,945.00	TOTAL	16,795,783.96
HEALTH AND WELFARE		CAPITAL OUTLAY TOTAL	5,325,951.96		
County Health Department	484,574.65	Public Enterprises			
Mental Health Activities	16,893,370.94	Recreation—Culture			
Tubercular Patient Care	12,870.00	Public Works	3,178,323.07		
County Hospitals, Homes	19,469,485.45	Buildings and Grounds	44,545.89		
County Aid to Hospitals		Library and Education	2,103,083.00		
Health Clinics	55,000.00	Conservation			
Mosquito Extermination	707,422.00	All Other			
Health Services Except Environmental	125,000.00				
County Welfare Board	22,896,043.99				
Child Welfare	2,529,607.82				
Other Welfare Services	1,361,946.60				
RECREATION AND CONSERVATION					
Parks, Playgrounds, Shade Trees	9,935,145.00				
Land Reclamation and Conservation					
Other Recreational Services					

COUNTY ESSEX

COUNTY SEAT Newark

Form of Government: Board of Chosen Freeholders 9 Members

Number of Constituent Municipalities 22

Population Census 1970 933,820

Population Estimated 1975 931,525

Land Area – Square Miles 127.44

Net Valuation on which County Taxes are Apportioned \$8,324,926,829

Tax Rate per \$100 \$1.32

Tax Levy \$108,153,095

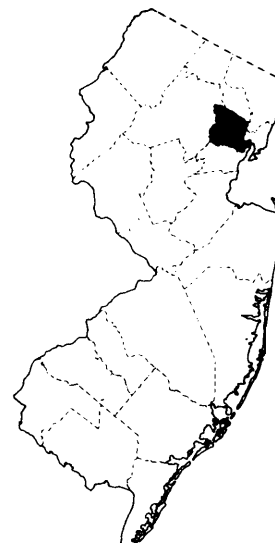
Distribution of Ratables:

Class	Line Items	Assessed Valuation	% of Valuation
Vacant Land	8,185	\$ 121,975,000	1.97
Residential	135,634	3,733,726,000	60.37
Farm	48	4,265,400	0.07
Commercial	12,170	1,119,523,700	18.10
Industrial	2,544	601,947,100	9.74
Apartments	4,458	602,979,900	9.75
TOTAL	163,039	\$6,184,417,100	100.00

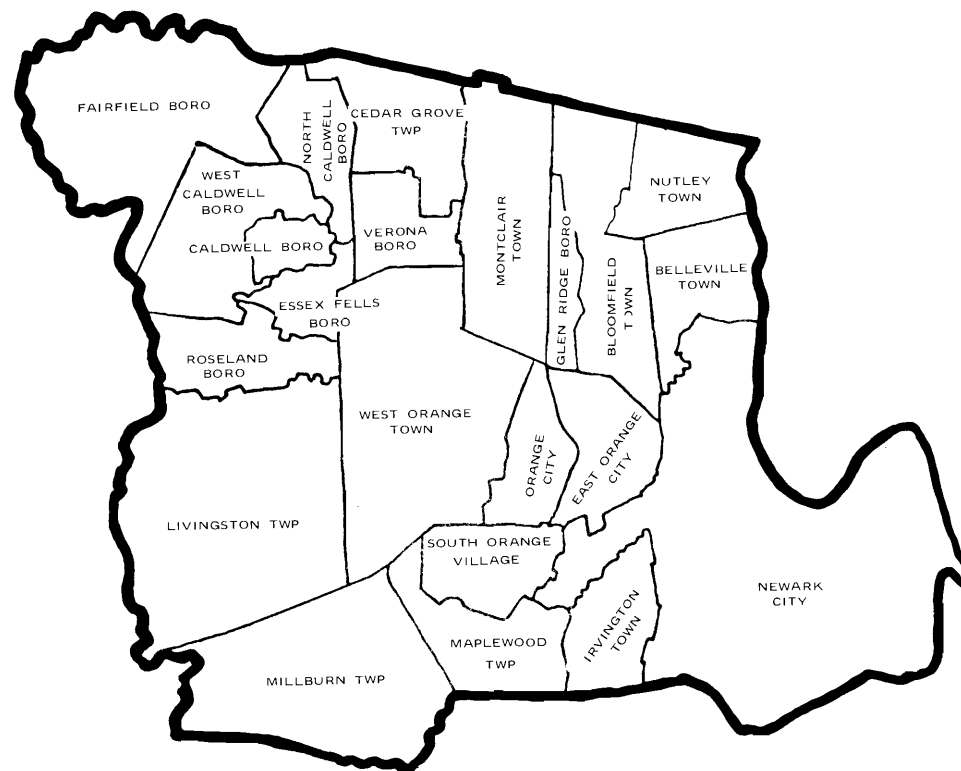
Bond Ratings:

Moody's AA

Standard & Poor's AA



ESSEX COUNTY



0800

Population 1970 **173,285** Net Valuation Taxable
 Population **183,810** 1,448,061,919
 S & P Rating **A+** Net Valuation on Which County Taxes
 Moody Rating **A-1** are apportioned:
 Land Area **328.36** Sq. Miles 2,007,872,921

GLOUCESTER COUNTY — Class 3
Form of Government:
Board of Chosen Freeholders
Number of Freeholders on Board — 7

PER CAPITA:
 Gross Debt **22.01**
 Net Debt **22.01**
 Debt Service **1.90**
 Total Tax Levy **63.74**
 County Functions: **111.59**

PER CENT:
 Gross Debt **.22**
 Net Debt **.22**

EXPENDITURES		EXPENDITURES (cont'd.)		REVENUES REALIZED	
GENERAL GOVERNMENT					
Governing Body and Public Boards	120,153.00	EDUCATION (excluding schools)		Property Taxes	11,715,465.22
County Clerk	170,560.00	County Superintendent of Schools	87,465.00	Collateral Inheritance Tax	
Financial Administration	99,926.00	Vocational Schools	900,246.47	Financial Business Tax	
Board of Taxation	84,937.00	County College	1,526,643.50	Franchise Tax	
Planning, Housing, Development	189,063.00	County Extension Services	76,558.00	Bank Stock Tax	124,534.78
Human Resources	35,597.00	Libraries		Other Miscellaneous Taxes	
Elections	394,484.00	Other Educational Services	61,000.00	State Aid Revenues	599,337.50
General Administration	473,438.00	STATUTORY EXPENDITURES		Federal Aid Revenues	3,715,187.00
JUDICIARY		Pensions and F.I.C.A.	703,638.00	State and Local Fiscal Assistance Act Utilized	794,834.27
Superior Court-Law Division	12,328.00	Employee Fringe Benefits	231,000.00	Institutional Revenues	403,839.54
County Courts	271,848.00	Other Statutory Expenditures		Courts	39,897.68
County District Courts	83,824.00			County Clerk & Register	326,470.17
Juvenile and Domestic Relations Courts				Surrogate	39,458.92
Jury Commission and Jurors' Fees	75,000.00	COUNTY FUNCTIONS TOTAL	3,980,449.58	Sheriff	77,553.74
Law Library	5,200.00	CAPITAL IMPROVEMENTS *MEMO	20,024,816.83	Other Miscellaneous Revenues	728,049.46
Prosecutor's Office	375,371.00	DEBT SERVICE	50,000.00		
Surrogate's Office	86,364.00	Principal Payments	100,000.00		
Probation Office	455,126.00	Interest Payments	249,177.50		
County Clerk (Judicial Functions)	129,197.00	DEFERRED CHARGES	136,760.22		
Sheriff's Office (Judicial Functions)	42,100.00	RESERVE FOR UNCOLLECTED TAXES			
Other Judicial					
PUBLIC SAFETY		EXPENDITURES TOTAL	20,510,754.55	Prior Years Surplus Appropriated	18,564,628.28
County Police	105,739.00			REVENUES TOTAL	20,614,004.84
Sheriff's Office	327,819.00				
Civil Defense and Disaster Control	8,750.00	CAPITAL DEBT AUTHORIZED, DECEMBER 31,		CURRENT FINANCES DECEMBER 31,	
Environmental Inspection and Control		ISSUED AND UNISSUED GROSS DEBT	NET DEBT	ASSETS	
Weights and Measures	25,045.00	School		Cash Dec. 31,	5,045,627.41
Correctional and Penal	520,629.10	Self-liquidating		Taxes Receivable	279,240.74
Other Public Safety	8,750.00	Other	4,045,567	Emergencies and Other Deferred Charges	9,628.00
		Total	4,045,567	State Aid Receivable	932,893.03
				Other Receivable	20.00
PUBLIC WORKS					6,267,409.18
Roads and Bridges, Streets, Drainage		ISSUED AND OUTSTANDING		LIABILITIES RESERVES, AND SURPLUS	
State Aid Motor Vehicle Fund	129,120.00	School		Cash Liabilities	3,969,988.76
County Funds	2,480,926.00	Self-liquidating		Reserves For Receivables	279,260.74
Other Roads and Bridges		Other		Surplus Dec. 31,	2,018,159.68
Public Buildings and Grounds	576,527.00				6,267,409.18
Other Public Works	203,896.00	Total	3,944,000.00		
		Equalized Valuation Basis	3,944,000.00		
HEALTH AND WELFARE		for Net Debt Computation	1,837,230,199.33		
County Health Department	410,025.00	CAPITAL OUTLAY TOTAL	292,899.17		
Mental Health Activities	1,018,300.00				
Tubercular Patient Care		Public Enterprises			
County Hospitals, Homes	768,617.00	Recreation—Culture			
County Aid to Hospitals	160,000.00	Public Works			
Health Clinics	28,453.00	Buildings and Grounds	290,014.05		
Mosquito Extermination	152,385.00	Library and Education	2,885.12		
Health Services Except Environmental	199,780.00	Conservation			
County Welfare Board	1,565,737.18	All Other			
Child Welfare	427,594.00				
Other Welfare Services	146,500.00				
RECREATION AND CONSERVATION					
Parks, Playgrounds, Shade Trees	50,600.00				
Land Reclamation and Conservation					
Other Recreational Services	38,108.00				

COUNTY GLOUCESTER

COUNTY SEAT Woodbury

Form of Government: Board of Chosen Freeholders 7 Members

Number of Constituent Municipalities 24

Population Census 1970 173,285

Population Estimated 1975 183,810

Land Area — Square Miles 328.36

Net Valuation on which County Taxes are Apportioned \$2,007,872,921

Tax Rate per \$100 \$0.585

Tax Levy \$11,715,465

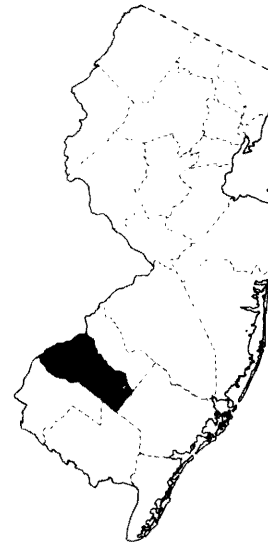
Distribution of Ratables:

Class	Line Items	Assessed Valuation	% of Valuation
Vacant Land	14,578	\$ 99,444,825	6.98
Residential	44,825	796,067,965	55.90
Farm	4,527	77,665,350	5.45
Commercial	2,754	209,176,800	14.69
Industrial	158	176,500,350	12.40
Apartments	172	65,261,000	4.58
TOTAL	67,014	\$1,424,116,290	100.00

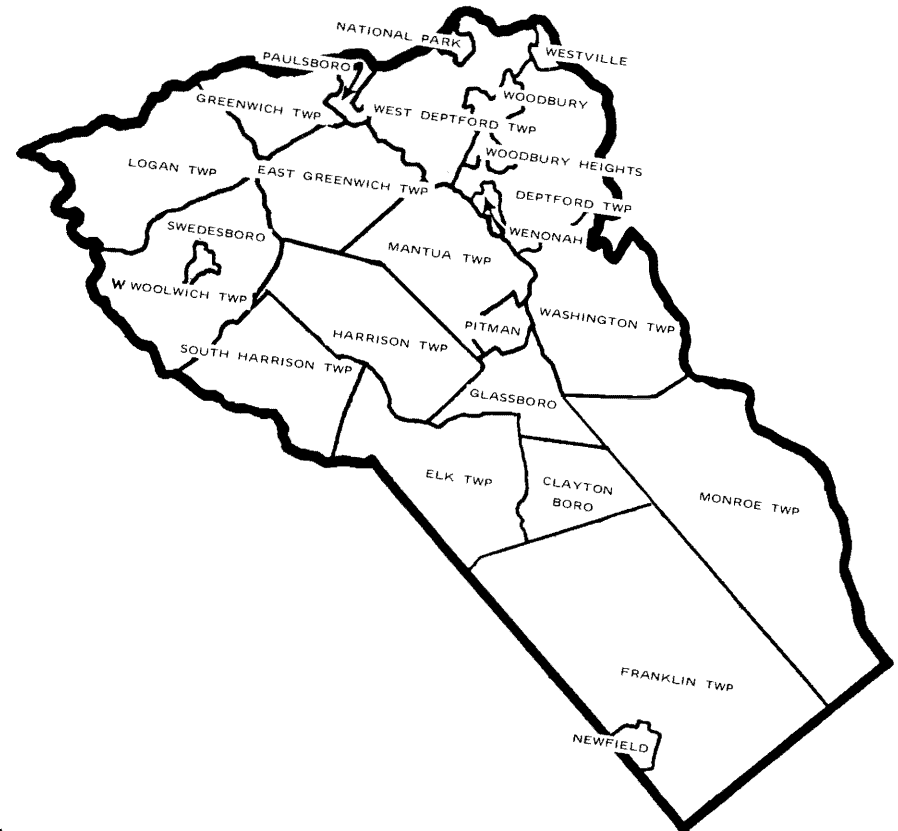
Bond Ratings:

Moody's A-1

Standard & Poor's A+



GLOUCESTER COUNTY



1000
 Population 1970 **70,000** Net Valuation Taxable
 Population **74,475** 1,096,181,736
 S & P Rating Net Valuation on Which County Taxes
 Moody Rating are apportioned:
 Land Area **429.60** Sq. Miles 1,344,043,286

HUNTERDON COUNTY — Class 3
Form of Government:
Board of Chosen Freeholders
Number of Freeholders on Board — 3

PER CAPITA:
 Gross Debt **5.06** PER CENT:
 Net Debt **5.06** Gross Debt **.03**
 Debt Service
 Total Tax Levy **78.41** Net Debt **.03**
 County Functions: **109.21**

EXPENDITURES		EXPENDITURES (cont'd.)		REVENUES REALIZED	
GENERAL GOVERNMENT		EDUCATION (excluding schools)		Property Taxes	5,839,829.90
Governing Body and Public Boards	80,670.00	County Superintendent of Schools	62,600.00	Collateral Inheritance Tax	52,786.45
County Clerk	138,500.00	Vocational Schools		Financial Business Tax	
Financial Administration	50,545.50	County College		Franchise Tax	
Board of Taxation	37,955.00	County Extension Services	80,235.00	Bank Stock Tax	89,703.28
Planning, Housing, Development	141,440.00	Libraries		Other Miscellaneous Taxes	
Human Resources	107,753.26	Other Educational Services	457,500.00	State Aid Revenues	294,745.35
Elections	116,135.00	STATUTORY EXPENDITURES		Federal Aid Revenues	650,691.00
General Administration	147,300.00	Pensions and F.I.C.A.	362,544.00	State and Local Fiscal Assistance Act Utilized	591,457.32
JUDICIARY		Employee Fringe Benefits	133,950.00	Institutional Revenues	93,686.77
Superior Court-Law Division		Other Statutory Expenditures		Courts	14,644.65
County Courts	197,300.00			County Clerk & Register	207,930.87
County District Courts	34,675.00			Surrogate	29,783.50
Juvenile and Domestic Relations Courts				Sheriff	35,005.75
Jury Commission and Jurors' Fees	44,665.00	COUNTY FUNCTIONS TOTAL	7,931,506.08	Other Miscellaneous Revenues	242,340.37
Law Library	12,000.00	CAPITAL IMPROVEMENTS * MEMO	550,000.00		
Prosecutor's Office	182,100.00	DEBT SERVICE			
Surrogate's Office	74,070.00	Principal Payments			
Probation Office	164,420.00	Interest Payments	100.00		
County Clerk (Judicial Functions)		DEFERRED CHARGES	52,903.46	Prior Years Surplus Appropriated	8,142,605.21
Sheriff's Office (Judicial Functions)		RESERVE FOR UNCOLLECTED TAXES		REVENUES TOTAL	8,842,605.21
Other Judicial					
PUBLIC SAFETY		EXPENDITURES TOTAL	7,984,509.54	CURRENT FINANCES DECEMBER 31,	
County Police	22,000.00			ASSETS	
Sheriff's Office	149,000.00	CAPITAL DEBT AUTHORIZED, DECEMBER 31,		Cash Dec. 31,	1,971,215.80
Civil Defense and Disaster Control	27,859.00	ISSUED AND UNISSUED		Taxes Receivable	
Environmental Inspection and Control		School		Emergencies and Other Deferred Charges	138,794.00
Weights and Measures	15,150.00	Self-liquidating		State Aid Receivable	475,610.00
Correctional and Penal	340,000.00	Other	376,672	Other Receivable	26,183.75
Other Public Safety	5,850.00	Total	376,672	TOTAL	2,611,803.55
PUBLIC WORKS				LIABILITIES RESERVES, AND SURPLUS	
Roads and Bridges, Streets, Drainage	128,500.00	ISSUED AND OUTSTANDING		Cash Liabilities	1,280,341.90
State Aid Motor Vehicle Fund	152,760.00	School		Reserves For Receivables	26,183.75
County Funds	1,646,560.00	Self-liquidating		Surplus Dec. 31,	1,305,277.90
Other Roads and Bridges		Other		TOTAL	2,611,803.55
Public Buildings and Grounds	737,832.32	Total			
Other Public Works	11,750.00	Equalized Valuation Basis for Net Debt Computation	1,205,468,714.00		
HEALTH AND WELFARE		CAPITAL OUTLAY TOTAL	1,327,329.25		
County Health Department	131,070.00	Public Enterprises			
Mental Health Activities	555,150.00	Recreation—Culture	731,116.44		
Tubercular Patient Care	2,000.00	Public Works	596,212.81		
County Hospitals, Homes		Buildings and Grounds			
County Aid to Hospitals	65,000.00	Library and Education			
Health Clinics	18,076.00	Conservation			
Mosquito Extermination		All Other			
Health Services Except Environmental	35,400.00				
County Welfare Board	331,300.00				
Child Welfare	90,530.00				
Other Welfare Services	97,000.00				
RECREATION AND CONSERVATION					
Parks, Playgrounds, Shade Trees	72,970.00				
Land Reclamation and Conservation	14,000.00				
Other Recreational Services	700.00				

COUNTY HUNTERDON

COUNTY SEAT Flemington

Form of Government: Board of Chosen Freeholders 3 Members

Number of Constituent Municipalities 26

Population Census 1970 70,000

Population Estimated 1975 74,475

Land Area — Square Miles 429.60

Net Valuation on which County Taxes are Apportioned \$1,344,043,286

Tax Rate per \$100 \$0.437

Tax Levy \$5,839,830

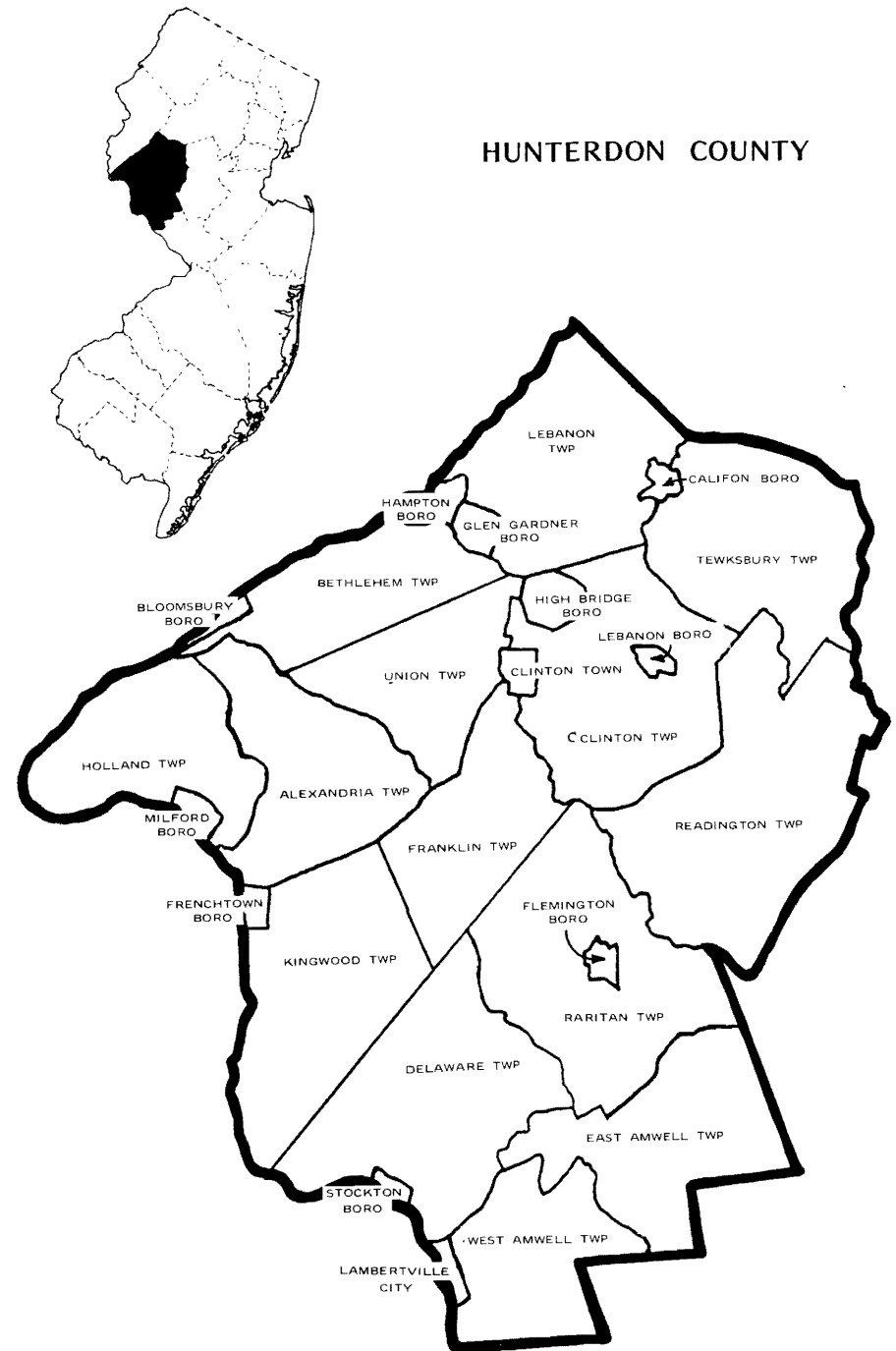
Distribution of Ratables:

Class	Line Items	Assessed Valuation	% of Valuation
Vacant Land	5,233	\$ 73,663,435	6.90
Residential	19,087	658,804,709	61.72
Farm	5,403	148,517,841	13.91
Commercial	1,481	118,994,404	11.15
Industrial	122	53,808,159	5.04
Apartments	66	13,698,677	1.28
TOTAL	31,392	\$1,067,487,225	100.00

Bond Ratings:

Moody's -

Standard & Poor's -



1100

Population 1970 **305,130** Net Valuation Taxable
 Population **320,900** 2,377,787,446
 S & P Rating **AA** Net Valuation on Which County Taxes
 Moody Rating **AA** are apportioned:
 Land Area **226.00** Sq. Miles 3,460,410,540

MERCER COUNTY -- Class 2
Form of Government:
Board of Chosen Freeholders
Number of Freeholders on Board -- 7
PER CAPITA:

Gross Debt **151.11**
 Net Debt **136.51**
 Debt Service **12.81**
 Total Tax Levy **100.34**
 County Functions: **135.23**

PER CENT:

Gross Debt **1.55**
 Net Debt **1.40**

EXPENDITURES		EXPENDITURES (cont'd.)		REVENUES REALIZED	
GENERAL GOVERNMENT		EDUCATION (excluding schools)		Property Taxes	
Governing Body and Public Boards	785,817.00	County Superintendent of Schools	50,497.00	Collateral Inheritance Tax	32,199,025.12
County Clerk	276,549.00	Vocational Schools	1,060,552.00	Financial Business Tax	444,947.16
Financial Administration	352,218.00	County College	2,898,218.00	Franchise Tax	87,438.63
Board of Taxation	63,427.00	County Extension Services	80,626.00	Bank Stock Tax	30,493.75
Planning, Housing, Development	309,142.00	Libraries		Other Miscellaneous Taxes	321,876.87
Human Resources	1,203,605.41	Other Educational Services	139,726.00	State Aid Revenues	1,724,155.71
Elections	624,807.00	STATUTORY EXPENDITURES		Federal Aid Revenues	1,774,426.82
General Administration	949,619.00	Pensions and F.I.C.A.	1,705,000.00	State and Local Fiscal Assistance Act Utilized	1,651,642.97
JUDICIARY		Employee Fringe Benefits	546,000.00	Institutional Revenues	2,251,546.84
Superior Court-Law Division	67,973.00	Other Statutory Expenditures	1,784,342.00	Courts	189,435.15
County Courts	515,042.00		38,720,649.41	County Clerk & Register	442,060.25
County District Courts	92,812.00	COUNTY FUNCTIONS TOTAL	150,000.00	Surrogate	110,885.30
Juvenile and Domestic Relations Courts		CAPITAL IMPROVEMENTS MEMO		Sheriff	97,939.55
Jury Commission and Jurors' Fees	164,975.00	DEBT SERVICE		Other Miscellaneous Revenues	1,646,038.82
Law Library	15,150.00	Principal Payments	2,562,000.00		
Prosecutor's Office	1,172,442.00	Interest Payments	1,549,906.22		
Surrogate's Office	94,045.00				
Probation Office	789,965.00	DEFERRED CHARGES	562,968.74		
County Clerk (Judicial Functions)	348,601.00	RESERVE FOR UNCOLLECTED TAXES			
Sheriff's Office (Judicial Functions)	784,054.00				
Other Judicial	21,400.00	EXPENDITURES TOTAL	43,395,524.37		
PUBLIC SAFETY				Prior Years Surplus Appropriated	TOTAL 42,971,912.94
County Police	445,889.00			REVENUES TOTAL	44,471,912.94
Sheriff's Office	307,238.00				
Civil Defense and Disaster Control	82,669.93	CAPITAL DEBT AUTHORIZED, DECEMBER 31,			
Environmental Inspection and Control		ISSUED AND UNISSUED		CURRENT FINANCES DECEMBER 31,	
Weights and Measures	16,332.00	School		ASSETS	
Correctional and Penal	2,722,731.09	Self-liquidating		Cash Dec. 31,	5,432,974.63
Other Public Safety	8,132.00	Other	48,491,944	Taxes Receivable	54,550.42
		Total	48,491,944	Emergencies and Other Deferred Charges	70,597.00
PUBLIC WORKS				State Aid Receivable	287,038.58
Roads and Bridges, Streets, Drainage	84,100.00	ISSUED AND OUTSTANDING		Other Receivable	316,662.53
State Aid Motor Vehicle Fund	313,920.00	School		TOTAL	6,161,823.16
County Funds	1,207,777.00	Self-liquidating			
Other Roads and Bridges		Other		LIABILITIES RESERVES, AND SURPLUS	
Public Buildings and Grounds	1,288,384.00	Total	41,748,000.00	Cash Liabilities	3,284,800.41
Other Public Works	1,232,906.00		41,748,000.00	Reserves For Receivables	371,212.95
HEALTH AND WELFARE		Equalized Valuation Basis for Net Debt Computation	3,134,470,393.00	Surplus Dec. 31,	2,505,809.80
County Health Department	323,479.00	CAPITAL OUTLAY TOTAL	8,276,489.00	TOTAL	6,161,823.16
Mental Health Activities	1,265,982.00				
Tubercular Patient Care	3,432.00	Public Enterprises			
County Hospitals, Homes	2,823,974.01	Recreation—Culture	1,522,631.27		
County Aid to Hospitals	668,800.00	Public Works	2,560,766.70		
Health Clinics	193,928.00	Buildings and Grounds	2,280,893.94		
Mosquito Extermination	340,119.00	Library and Education	1,912,197.09		
Health Services Except Environmental	70,900.00	Conservation			
County Welfare Board	4,441,114.00	All Other			
Child Welfare	1,656,118.00				
Other Welfare Services	814,052.97				
RECREATION AND CONSERVATION					
Parks, Playgrounds, Shade Trees	1,512,067.00				
Land Reclamation and Conservation					
Other Recreational Services					

COUNTY MERCER

COUNTY SEAT Trenton

* Form of Government: Board of Chosen Freeholders 7 Members
Number of Constituent Municipalities 13
Population Census 1970 305,130
Population Estimated 1975 320,900
Land Area — Square Miles 226.0
Net Valuation on which County Taxes are Apportioned \$3,460,410,540
Tax Rate per \$100 \$0.934
Tax Levy \$32,199,025

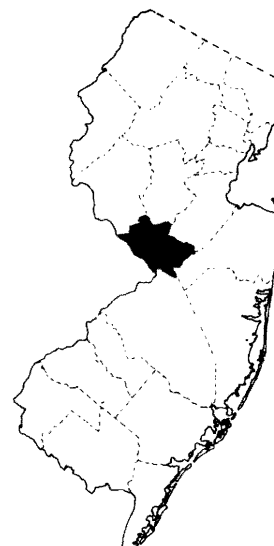
Distribution of Ratables:

Class	Line Items	Assessed Valuation	% of Valuation
Vacant Land	8,199	\$ 70,380,900	3.03
Residential	73,063	1,442,554,905	62.18
Farm	2,317	62,441,860	2.69
Commercial	5,669	419,549,230	18.09
Industrial	467	182,273,510	7.86
Apartments	342	142,619,760	6.15
TOTAL	90,057	\$2,319,820,165	100.00

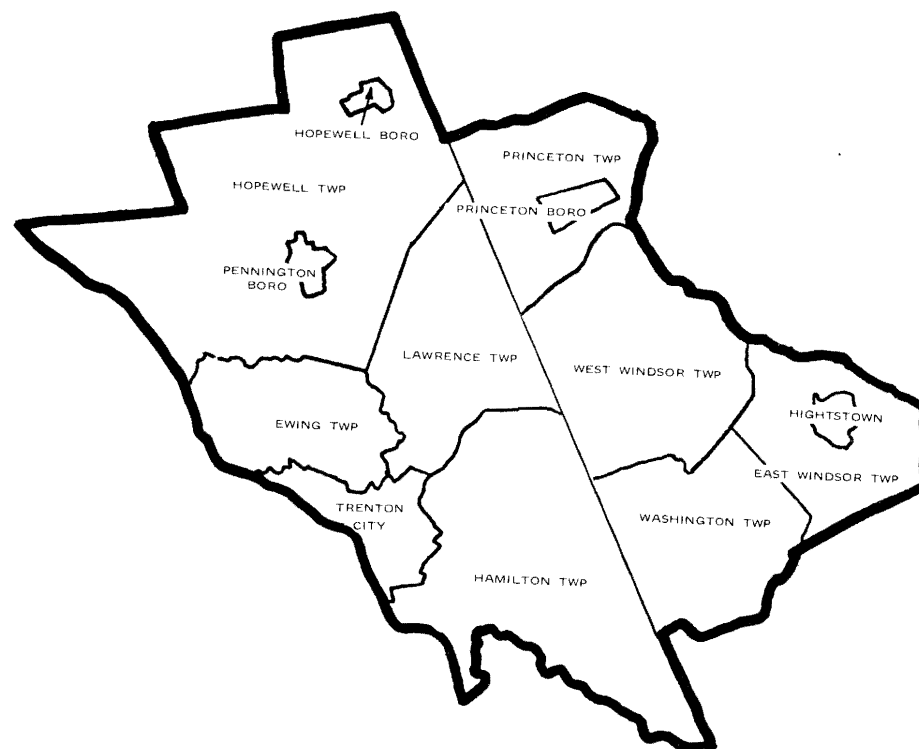
Bond Ratings:

Moody's AA Standard & Poor's AA

*County Executive Plan--Optional County Charter
Law--1972, effective January 1, 1976



MERCER COUNTY



1200
 Population 1970 **585,780**
 Population **610,255**
 S & P Rating **AA**
 Moody Rating **AA**
 Land Area **311.00** Sq. Miles

Net Valuation Taxable
 7,060,122,818
 Net Valuation on Which County Taxes
 are apportioned:
 9,263,062,037

MIDDLESEX COUNTY — Class 2
Form of Government:
Board of Chosen Freeholders
Number of Freeholders on Board — 7

PER CAPITA:
 Gross Debt **138.25**
 Net Debt **133.62**
 Debt Service **8.77**
 Total Tax Levy **81.35**
 County Functions: **131.64**

PER CENT:
 Gross Debt **1.11**
 Net Debt **1.07**

EXPENDITURES		EXPENDITURES (cont'd.)		REVENUES REALIZED	
GENERAL GOVERNMENT					
Governing Body and Public Boards	213,535.00	EDUCATION (excluding schools)		Property Taxes	49,644,784.08
County Clerk	381,550.00	County Superintendent of Schools	56,230.00	Collateral Inheritance Tax	162,254.55
Financial Administration	312,563.00	Vocational Schools	3,785,715.00	Financial Business Tax	110,500.30
Board of Taxation	112,900.00	County College	3,739,810.00	Franchise Tax	
Planning, Housing, Development	712,660.00	County Extension Services	76,640.00	Bank Stock Tax	286,932.76
Human Resources	180,750.00	Libraries	5,218.50	Other Miscellaneous Taxes	
Elections	739,575.00	Other Educational Services	151,185.00	State Aid Revenues	1,422,090.32
General Administration	1,755,720.00	STATUTORY EXPENDITURES		Federal Aid Revenues	12,012,268.05
JUDICIARY		Pensions and F.I.C.A.	2,901,000.00	State and Local Fiscal Assistance Act Utilized	2,875,425.20
Superior Court-Law Division	287,703.00	Employee Fringe Benefits	973,000.00	Institutional Revenues	3,728,031.36
County Courts	638,407.00	Other Statutory Expenditures		Courts	340,452.37
County District Courts	488,115.00			County Clerk & Register	667,800.96
Juvenile and Domestic Relations Courts	137,763.00	COUNTY FUNCTIONS	TOTAL	Surrogate	102,656.17
Jury Commission and Jurors' Fees	307,100.00	CAPITAL IMPROVEMENTS	* MEMO	Sheriff	156,006.54
Law Library	47,940.00	DEBT SERVICE		Other Miscellaneous Revenues	2,214,902.09
Prosecutor's Office	2,228,537.50	Principal Payments	3,439,000.00		
Surrogate's Office	143,150.00	Interest Payments	1,911,406.53		
Probation Office	1,922,253.00				
County Clerk (Judicial Functions)	857,390.00	DEFERRED CHARGES	293,075.46		
Sheriff's Office (Judicial Functions)	903,300.00	RESERVE FOR UNCOLLECTED TAXES			
Other Judicial					
PUBLIC SAFETY		EXPENDITURES	TOTAL		
County Police	523,806.00		76,495,164.19		
Sheriff's Office	782,100.00	CAPITAL DEBT AUTHORIZED, DECEMBER 31,		CURRENT FINANCES DECEMBER 31,	
Civil Defense and Disaster Control	41,920.00	ISSUED AND UNISSUED		ASSETS	
Environmental Inspection and Control				Cash Dec. 31,	6,768,024.34
Weights and Measures	168,410.00	School		Taxes Receivable	93,102.43
Correctional and Penal	2,361,720.00	Self-liquidating		Emergencies and Other Deferred Charges	441,505.88
Other Public Safety	4,000.00	Other	84,366,164	State Aid Receivable	223,873.00
		Total	84,366,164	Other Receivable	277,230.45
PUBLIC WORKS					TOTAL
Roads and Bridges, Streets, Drainage	127,660.00	ISSUED AND OUTSTANDING			7,803,736.10
State Aid Motor Vehicle Fund	438,480.00	School		LIABILITIES RESERVES, AND SURPLUS	
County Funds	3,158,669.00	Self-liquidating		Cash Liabilities	5,452,014.40
Other Roads and Bridges		Other		Reserves For Receivables	370,332.88
Public Buildings and Grounds	1,824,901.20			Surplus Dec. 31,	1,981,388.82
Other Public Works	128,617.00				TOTAL
		Total	48,272,000.00		7,803,736.10
HEALTH AND WELFARE		Equalized Valuation Basis			
County Health Department	685,820.00	for Net Debt Computation	7,595,967,886.33		
Mental Health Activities	4,591,415.00	CAPITAL OUTLAY	TOTAL		
Tubercular Patient Care			21,333,749.33		
County Hospitals, Homes	8,415,824.00	Public Enterprises			
County Aid to Hospitals	1,156,000.00	Recreation—Culture	1,950,954.10		
Health Clinics	80,500.00	Public Works	12,740,901.59		
Mosquito Extermination	467,000.00	Buildings and Grounds	182,527.64		
Health Services Except Environmental	15,000.00	Library and Education	6,459,366.00		
County Welfare Board	5,029,911.00	Conservation			
Child Welfare	1,045,840.00	All Other			
Other Welfare Services	401,175.00				
RECREATION AND CONSERVATION					
Parks, Playgrounds, Shade Trees	4,125,752.00				
Land Reclamation and Conservation					
Other Recreational Services					

COUNTY MIDDLESEX

COUNTY SEAT New Brunswick

Form of Government: Board of Chosen Freeholders 7 Members

Number of Constituent Municipalities 25

Population Census 1970 585,780

Population Estimated 1975 610,255

Land Area – Square Miles 311.0

Net Valuation on which County Taxes are Apportioned \$9,263,062,037

Tax Rate per \$100 \$0.542

Tax Levy \$ 49,644,784

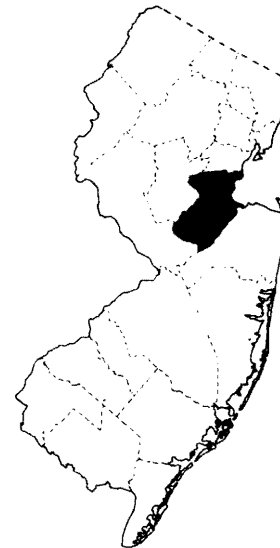
Distribution of Ratables:

Class	Line Items	Assessed Valuation	% of Valuation
Vacant Land	<u>20,806</u>	<u>\$ 302,052,230</u>	<u>4.36</u>
Residential	<u>129,297</u>	<u>4,000,244,095</u>	<u>57.72</u>
Farm	<u>1,997</u>	<u>55,137,950</u>	<u>0.79</u>
Commercial	<u>7,256</u>	<u>786,743,652</u>	<u>11.35</u>
Industrial	<u>1,815</u>	<u>1,389,296,553</u>	<u>20.05</u>
Apartments	<u>544</u>	<u>397,041,460</u>	<u>5.73</u>
TOTAL	<u>161,715</u>	<u>\$6,930,515,940</u>	<u>100.00</u>

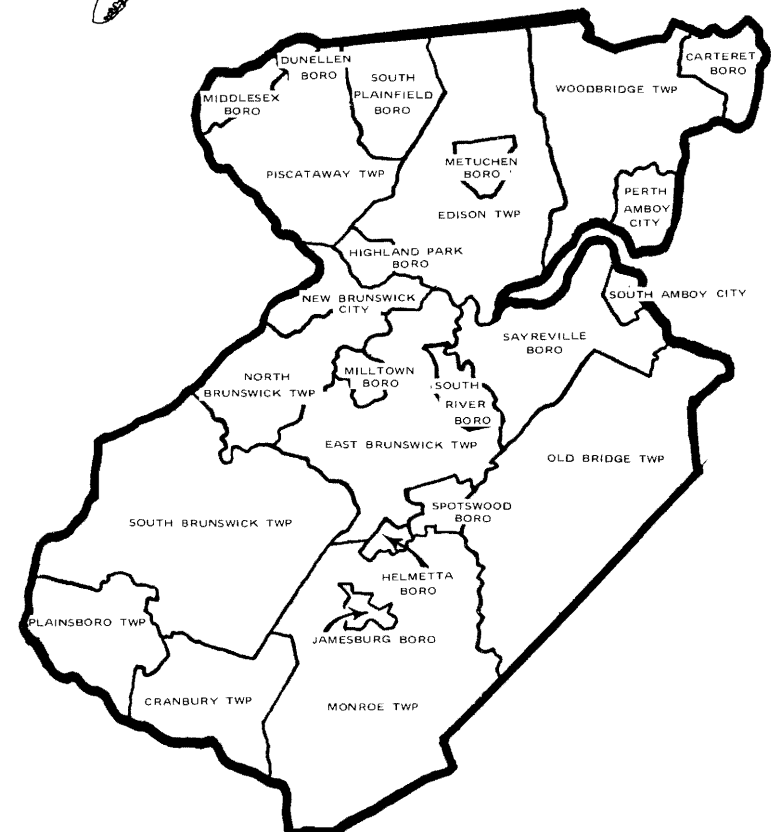
Bond Ratings:

Moody's AA

Standard & Poor's AA



MIDDLESEX COUNTY



1300

Population 1970 **463,660**
 Population **480,600**
 S & P Rating **A+**
 Moody Rating **A-1**
 Land Area **471.57** Sq. Miles **6,084,527,321**

Net Valuation Taxable
 4,723,022,016
 Net Valuation on Which County Taxes
 are apportioned:

MONMOUTH COUNTY — Class 5

Form of Government:

Board of Chosen Freeholders

Number of Freeholders on Board — 5

PER CAPITA:

Gross Debt **82.31**
 Net Debt **70.23**
 Debt Service **6.23**
 Total Tax Levy **79.26**
 County Functions: **117.89**

PER CENT:

Gross Debt **.69**
 Net Debt **.59**

EXPENDITURES		EXPENDITURES (cont'd.)		REVENUES REALIZED	
GENERAL GOVERNMENT		EDUCATION (excluding schools)		Property Taxes	38,091,944.89
Governing Body and Public Boards	535,170.89	County Superintendent of Schools	99,281.32	Collateral Inheritance Tax	345,052.97
County Clerk	397,783.10	Vocational Schools	1,180,423.00	Financial Business Tax	59,546.90
Financial Administration	166,256.21	County College	4,331,179.00	Franchise Tax	
Board of Taxation	74,460.19	County Extension Services	79,482.76	Bank Stock Tax	369,355.11
Planning, Housing, Development	254,531.82	Libraries		Other Miscellaneous Taxes	
Human Resources	288,310.37	Other Educational Services	268,732.00	State Aid Revenues	553,175.81
Elections	721,344.70	STATUTORY EXPENDITURES		Federal Aid Revenues	8,761,447.56
General Administration	1,310,353.07	Pensions and F.I.C.A.	1,652,913.36	State and Local Fiscal Assistance Act Utilized	2,312,290.00
JUDICIARY		Employee Fringe Benefits	645,144.00	Institutional Revenues	2,082,148.74
Superior Court-Law Division	158,350.09	Other Statutory Expenditures		Courts	348,524.71
County Courts	226,375.80			County Clerk & Register	799,259.37
County District Courts	224,871.29	COUNTY FUNCTIONS TOTAL	53,662,745.94	Surrogate	152,195.66
Juvenile and Domestic Relations Courts	107,626.22	CAPITAL IMPROVEMENTS *MEMO	300,000.00	Sheriff	260,730.66
Jury Commission and Jurors' Fees	41,703.05	DEBT SERVICE		Other Miscellaneous Revenues	2,362,775.20
Law Library	8,850.00	Principal Payments	1,633,000.00	TOTAL	56,498,447.58
Prosecutor's Office	826,458.99	Interest Payments	1,362,638.94	Prior Years Surplus Appropriated	2,083,482.56
Surrogate's Office	191,325.58			REVENUES TOTAL	58,581,930.14
Probation Office	590,927.33	DEFERRED CHARGES	1,821.37	CURRENT FINANCES DECEMBER 31,	
County Clerk (Judicial Functions)	326,475.93	RESERVE FOR UNCOLLECTED TAXES		ASSETS	
Sheriff's Office (Judicial Functions)	525,651.28	EXPENDITURES TOTAL	56,660,206.25	Cash Dec. 31,	13,321,391.60
Other Judicial	34,500.00			Taxes Receivable	
PUBLIC SAFETY		CAPITAL DEBT AUTHORIZED, DECEMBER 31,		Emergencies and Other Deferred Charges	58,397.53
County Police	236,562.45	ISSUED AND UNISSUED GROSS DEBT	NET DEBT	State Aid Receivable	620,728.80
Sheriff's Office	282,563.83	School		Other Receivable	
Civil Defense and Disaster Control	29,840.36	Self-liquidating	39,557,000	TOTAL	14,000,517.93
Environmental Inspection and Control		Other	39,557,000	LIABILITIES RESERVES, AND SURPLUS	
Weights and Measures	101,065.10	Total	39,557,000	Cash Liabilities	10,711,332.17
Correctional and Penal	1,760,073.40			Reserves For Receivables	620,728.80
Other Public Safety	75,227.82	ISSUED AND OUTSTANDING		Surplus Dec. 31,	2,588,456.96
PUBLIC WORKS		School		TOTAL	14,000,517.93
Roads and Bridges, Streets, Drainage	2,512,891.80	Self-liquidating			
State Aid Motor Vehicle Fund	320,416.90	Other			
County Funds	4,121,079.01	Total	39,557,000.00		
Other Roads and Bridges		Equalized Valuation Basis			
Public Buildings and Grounds	1,410,959.62	for Net Debt Computation	5,700,312,022.00		
Other Public Works		CAPITAL OUTLAY TOTAL	13,276,797.76		
HEALTH AND WELFARE					
County Health Department	1,096,752.68	Public Enterprises			
Mental Health Activities	2,751,416.66	Recreation—Culture	814,890.81		
Tubercular Patient Care	125,239.79	Public Works	1,295,289.40		
County Hospitals, Homes	1,799,521.15	Buildings and Grounds	3,043,617.55		
County Aid to Hospitals	1,990,632.39	Library and Education	8,123,000.00		
Health Clinics		Conservation			
Mosquito Extermination	268,061.00	All Other			
Health Services Except Environmental	18,500.00				
County Welfare Board	6,688,782.01				
Child Welfare	557,673.73				
Other Welfare Services	323,100.00				
RECREATION AND CONSERVATION					
Parks, Playgrounds, Shade Trees	3,040,418.49				
Land Reclamation and Conservation	105,556.86				
Other Recreational Services	19,349.78				

COUNTY MONMOUTH

COUNTY SEAT Freehold

Form of Government: Board of Chosen Freeholders 5 Members

Number of Constituent Municipalities 53

Population Census 1970 463,660

Population Estimated 1975 480,600

Land Area – Square Miles 471.57

Net Valuation on which County Taxes are Apportioned \$6,084,527,321

Tax Rate per \$100 \$0.628

Tax Levy \$38,091,945

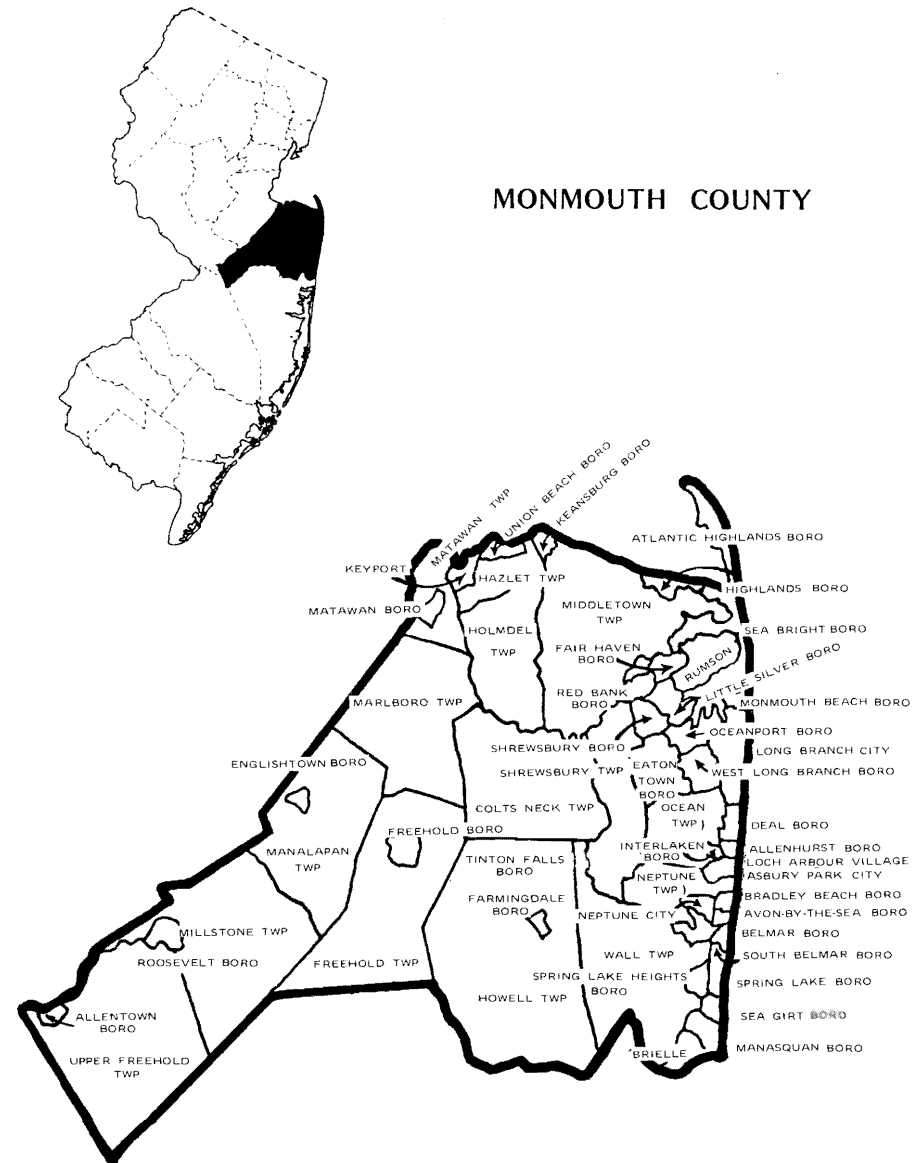
Distribution of Ratables:

Class	Line Items	Assessed Valuation	% of Valuation
Vacant Land	<u>20,972</u>	<u>\$ 191,612,690</u>	<u>4.12</u>
Residential	<u>118,814</u>	<u>3,286,917,192</u>	<u>70.70</u>
Farm	<u>4,936</u>	<u>107,596,162</u>	<u>2.32</u>
Commercial	<u>7,307</u>	<u>647,112,592</u>	<u>13.92</u>
Industrial	<u>351</u>	<u>151,973,135</u>	<u>3.27</u>
Apartments	<u>1,503</u>	<u>263,654,589</u>	<u>5.67</u>
TOTAL	153,883	\$4,648,866,360	100.00

Bond Ratings:

Moody's A-1

Standard & Poor's A+



1400
 Population 1970 **385,145** Net Valuation Taxable
 Population **405,345** 4,799,159,447
 S & P Rating **AAA** Net Valuation on Which County Taxes
 Moody Rating **AAA** are apportioned:
 Land Area **470.24** Sq. Miles 7,227,701,016

MORRIS COUNTY — Class 2

Form of Government:

Board of Chosen Freeholders

Number of Freeholders on Board — 7

PER CAPITA:

Gross Debt **135.97**
 Net Debt **135.73**
 Debt Service **12.19**
 Total Tax Levy **73.20**
 County Functions: **106.81**

PER CENT:

Gross Debt **.91**
 Net Debt **.91**

EXPENDITURES		EXPENDITURES (cont'd.)		REVENUES REALIZED	
GENERAL GOVERNMENT		EDUCATION (excluding schools)		Property Taxes	29,672,698.43
Governing Body and Public Boards	209,080.00	County Superintendent of Schools	92,710.00	Collateral Inheritance Tax	269,249.77
County Clerk	678,490.00	Vocational Schools	315,600.00	Financial Business Tax	53,092.39
Financial Administration	207,191.00	County College	1,770,942.00	Franchise Tax	
Board of Taxation	90,835.00	County Extension Services	120,090.00	Bank Stock Tax	269,136.74
Planning, Housing, Development	351,915.00	Libraries		Other Miscellaneous Taxes	
Human Resources	406,842.00	Other Educational Services	202,225.00	State Aid Revenues	617,798.73
Elections	614,650.50	STATUTORY EXPENDITURES		Federal Aid Revenues	2,821,312.98
General Administration	1,618,510.00	Pensions and F.I.C.A.	1,508,820.23	State and Local Fiscal Assistance Act Utilized	1,504,810.47
JUDICIARY		Employee Fringe Benefits	585,000.00	Institutional Revenues	3,000,059.16
Superior Court-Law Division		Other Statutory Expenditures		Courts	91,136.45
County Courts	773,960.00			County Clerk & Register	857,665.26
County District Courts	129,475.00	COUNTY FUNCTIONS TOTAL	2,707,902.98	Surrogate	105,549.41
Juvenile and Domestic Relations Courts	181,675.00	CAPITAL IMPROVEMENTS & MEMO	38,129,465.71	Sheriff	120,461.53
Jury Commission and Jurors' Fees	129,825.00	DEBT SERVICE	50,000.00	Other Miscellaneous Revenues	2,200,920.27
Law Library	25,275.00	Principal Payments	2,475,000.00		
Prosecutor's Office	1,019,400.00	Interest Payments	2,467,078.15		
Surrogate's Office	152,210.00			TOTAL	41,583,891.59
Probation Office	870,065.00	DEFERRED CHARGES	223,583.76	Prior Years Surplus Appropriated	4,100,000.00
County Clerk (Judicial Functions)		RESERVE FOR UNCOLLECTED TAXES		REVENUES TOTAL	45,683,891.59
Sheriff's Office (Judicial Functions)	2,000.00				
Other Judicial		EXPENDITURES TOTAL	43,295,127.62	CURRENT FINANCES DECEMBER 31,	
PUBLIC SAFETY				ASSETS	
County Police	142,599.00	CAPITAL DEBT AUTHORIZED, DECEMBER 31,		Cash Dec. 31,	9,155,565.64
Sheriff's Office	768,260.00	ISSUED AND UNISSUED GROSS DEBT	NET DEBT	Taxes Receivable	52,594.29
Civil Defense and Disaster Control	82,040.00	School		Emergencies and Other Deferred Charges	
Environmental Inspection and Control		Self-liquidating		State Aid Receivable	94,476.00
Weights and Measures	29,370.00	Other	55,113,654	Other Receivable	675,061.72
Correctional and Penal	843,605.00	Total	55,113,654	TOTAL	9,977,697.65
Other Public Safety	254,935.00			LIABILITIES RESERVES, AND SURPLUS	
PUBLIC WORKS		ISSUED AND OUTSTANDING		Cash Liabilities	4,358,005.97
Roads and Bridges, Streets, Drainage	822,949.00	School		Reserves For Receivables	727,656.01
State Aid Motor Vehicle Fund	463,920.00	Self-liquidating		Surplus Dec. 31,	4,892,035.67
County Funds	3,769,390.00	Other		TOTAL	9,977,697.65
Other Roads and Bridges		Total	48,324,000.00		
Public Buildings and Grounds	1,210,000.00				
Other Public Works	721,550.00	Equalized Valuation Basis for Net Debt Computation	6,073,073,859.00		
HEALTH AND WELFARE		CAPITAL OUTLAY TOTAL	3,336,689.66		
County Health Department	132,582.00	Public Enterprises			
Mental Health Activities	1,542,850.00	Recreation—Culture			
Tubercular Patient Care	131,900.00	Public Works	1,869,466.10		
County Hospitals, Homes	5,515,000.00	Buildings and Grounds	74,252.46		
County Aid to Hospitals	830,000.00	Library and Education	1,392,971.10		
Health Clinics	135,000.00	Conservation			
Mosquito Extermination	748,450.00	All Other			
Health Services Except Environmental	895,000.00				
County Welfare Board	1,154,483.00				
Child Welfare	502,959.00				
Other Welfare Services	265,710.00				
RECREATION AND CONSERVATION					
Parks, Playgrounds, Shade Trees	2,379,425.00				
Land Reclamation and Conservation	17,600.00				
Other Recreational Services	5,200.00				

COUNTY MORRIS

COUNTY SEAT Morristown

Form of Government: Board of Chosen Freeholders 7 Members

Number of Constituent Municipalities 39

Population Census 1970 385,145

Population Estimated 1975 405,345

Land Area – Square Miles 470.24

Net Valuation on which County Taxes are Apportioned \$7,227,701,016

Tax Rate per \$100 \$0.413

Tax Levy \$29,672,698

Distribution of Ratables:

Class	Line Items	Assessed Valuation	% of Valuation
Vacant Land	19,609	\$ 305,951,914	6.49
Residential	97,122	3,170,460,751	67.30
Farm	1,488	39,395,682	0.84
Commercial	4,356	546,785,624	11.61
Industrial	675	431,307,090	9.16
Apartments	258	216,894,930	4.60
TOTAL	123,508	\$4,710,795,991	100.00

Bond Ratings:

Moody's AAA

Standard & Poor's AAA



MORRIS COUNTY



1500

Population 1970 210,760

Population 259,120

S & P Rating

Moody Rating A-1

Land Area 637.09 Sq. Miles

Net Valuation Taxable

4,105,783,174

Net Valuation on Which County Taxes

are apportioned:

4,888,655,483

OCEAN COUNTY — Class 5

Form of Government:

Board of Chosen Freeholders

Number of Freeholders on Board — 5

PER CAPITA:

Gross Debt

Net Debt

Debt Service

Total Tax Levy

County Functions:

56.38

41.45

1.16

84.31

135.91

PER CENT:

Gross Debt

Net Debt

.33

.24

EXPENDITURES		EXPENDITURES (cont'd.)		REVENUES REALIZED	
GENERAL GOVERNMENT					
Governing Body and Public Boards	121,797.01	EDUCATION (excluding schools)		Property Taxes	21,847,394.97
County Clerk	354,423.23	County Superintendent of Schools	74,000.00	Collateral Inheritance Tax	176,983.24
Financial Administration	103,834.69	Vocational Schools	1,500,997.30	Financial Business Tax	5,973.58
Board of Taxation	88,926.31	County College	1,960,835.00	Franchise Tax	
Planning, Housing, Development	713,196.37	County Extension Services	117,000.00	Bank Stock Tax	238,571.16
Human Resources	468,256.14	Libraries		Other Miscellaneous Taxes	
Elections	602,726.81	Other Educational Services	47,500.00	State Aid Revenues	778,644.93
General Administration	1,626,240.42	STATUTORY EXPENDITURES		Federal Aid Revenues	5,313,368.72
JUDICIARY		Pensions and F.I.C.A.	1,100,721.00	State and Local Fiscal Assistance Act Utilized	1,117,053.00
Superior Court-Law Division	26,781.10	Employee Fringe Benefits	300,000.00	Institutional Revenues	189,741.07
County Courts	363,163.75	Other Statutory Expenditures		Courts	117,273.05
County District Courts	143,944.86			County Clerk & Register	739,500.44
Juvenile and Domestic Relations Courts				Surrogate	82,326.50
Jury Commission and Jurors' Fees	144,100.00	COUNTY FUNCTIONS	5,644,928.00	Sheriff	132,717.53
Law Library	5,300.00	CAPITAL IMPROVEMENTS	33,068,057.19	Other Miscellaneous Revenues	1,965,703.53
Prosecutor's Office	807,406.24	DEBT SERVICE	750,000.00		
Surrogate's Office	91,000.00	Principal Payments			
Probation Office	519,914.21	Interest Payments	300,000.00		
County Clerk (Judicial Functions)	284,700.00				
Sheriff's Office (Judicial Functions)	131,500.00	DEFERRED CHARGES	1,848,999.95		
Other Judicial	10,709.50	RESERVE FOR UNCOLLECTED TAXES			
PUBLIC SAFETY		EXPENDITURES	35,217,057.14	Prior Years Surplus Appropriated	32,705,251.72
County Police	4,000.00			REVENUES	34,955,251.72
Sheriff's Office	811,200.00				
Civil Defense and Disaster Control	59,551.29	CAPITAL DEBT AUTHORIZED, DECEMBER 31,		CURRENT FINANCES DECEMBER 31,	
Environmental Inspection and Control	63,600.00	ISSUED AND UNISSUED		ASSETS	
Weights and Measures	41,700.00	School		Cash Dec. 31,	6,875,127.54
Correctional and Penal	1,014,200.00	Self-liquidating		Taxes Receivable	
Other Public Safety	2,000.00	Other	14,609,000	Emergencies and Other Deferred Charges	287,154.19
		Total	14,609,000	State Aid Receivable	1,533,095.49
PUBLIC WORKS				Other Receivable	1,777,869.35
Roads and Bridges, Streets, Drainage	590,000.00				10,473,246.57
State Aid Motor Vehicle Fund	896,620.00	ISSUED AND OUTSTANDING		LIABILITIES RESERVES, AND SURPLUS	
County Funds	3,852,544.09	School		Cash Liabilities	8,121,144.00
Other Roads and Bridges	175,000.00	Self-liquidating		Reserves For Receivables	1,777,869.35
Public Buildings and Grounds	1,336,328.24	Other		Surplus Dec. 31,	574,233.22
Other Public Works	142,865.27	Total	7,869,000.00		10,473,246.57
HEALTH AND WELFARE		Equalized Valuation Basis for Net Debt Computation	4,494,536,008.67		
County Health Department	465,700.00	CAPITAL OUTLAY	4,565,968.14		
Mental Health Activities	1,018,380.00				
Tubercular Patient Care	66,553.47	Public Enterprises			
County Hospitals, Homes	32,600.00	Recreation—Culture			
County Aid to Hospitals	220,000.00	Public Works	1,848,419.51		
Health Clinics	23,500.00	Buildings and Grounds	1,184,935.79		
Mosquito Extermination	300,000.00	Library and Education	1,532,612.84		
Health Services Except Environmental	565,500.00	Conservation			
County Welfare Board	2,447,400.00	All Other			
Child Welfare	259,000.00				
Other Welfare Services	585,912.89				
RECREATION AND CONSERVATION					
Parks, Playgrounds, Shade Trees	686,000.00				
Land Reclamation and Conservation	54,000.00				
Other Recreational Services					

COUNTY OCEAN

COUNTY SEAT Toms River

Form of Government: Board of Chosen Freeholders 5 Members

Number of Constituent Municipalities 33

Population Census 1970 210,760

Population Estimated 1975 259,120

Land Area - Square Miles 637.09

Net Valuation on which County Taxes are Apportioned \$4,888,655,483

Tax Rate per \$100 \$0.449

Tax Levy \$21,847,395

Distribution of Ratables:

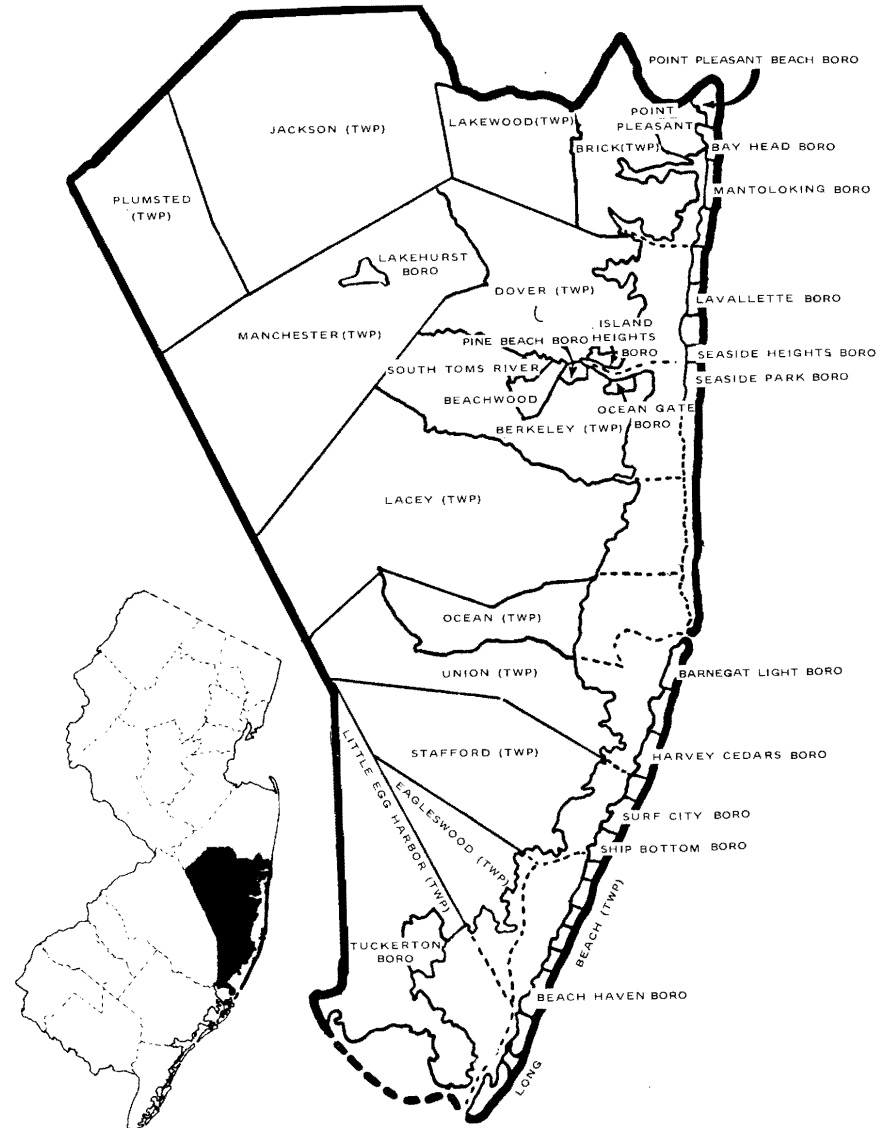
Class	Line Items	Assessed Valuation	% of Valuation
Vacant Land	89,879	\$ 479,657,219	11.84
Residential	117,660	2,899,875,576	71.62
Farm	789	20,575,185	0.51
Commercial	4,445	420,146,784	10.38
Industrial	148	57,282,535	1.41
Apartments	1,183	171,574,354	4.24
TOTAL	214,104	\$4,049,111,653	100.00

Bond Ratings:

Moody's --

Standard & Poor's --

OCEAN COUNTY



1600

Population 1970 **461,940**
 Population **472,760**
 S & P Rating **AA**
 Moody Rating **AA**
 Land Area **192.01** Sq. Miles

Net Valuation Taxable
 3,999,655,004
 Net Valuation on Which County Taxes
 are apportioned:
 5,444,206,928

PASSAIC COUNTY — Class 2

Form of Government:

Board of Chosen Freeholders

Number of Freeholders on Board 7

PER CAPITA:

Gross Debt **75.11**
 Net Debt **75.11**
 Debt Service **5.53**
 Total Tax Levy **68.84**
 County Functions: **142.51**

PER CENT:

Gross Debt **.71**
 Net Debt **.71**

EXPENDITURES		EXPENDITURES (cont'd.)		REVENUES REALIZED	
GENERAL GOVERNMENT					
Governing Body and Public Boards	355,611.00	EDUCATION (excluding schools)		Property Taxes	32,546,299.55
County Clerk	306,745.00	County Superintendent of Schools	38,916.00	Collateral Inheritance Tax	217,852.97
Financial Administration	295,382.00	Vocational Schools	868,555.00	Financial Business Tax	115,741.20
Board of Taxation	107,381.00	County College	1,089,467.00	Franchise Tax	
Planning, Housing, Development	71,681.14	County Extension Services	83,830.00	Bank Stock Tax	453,407.21
Human Resources	193,002.30	Libraries		Other Miscellaneous Taxes	
Elections	572,836.00	Other Educational Services	138,000.00	State Aid Revenues	573,086.26
General Administration	1,467,588.00	STATUTORY EXPENDITURES		Federal Aid Revenues	7,451,227.73
JUDICIARY		Pensions and F.I.C.A.	2,593,058.00	State and Local Fiscal Assistance Act Utilized	2,707,206.73
Superior Court-Law Division	352,585.00	Employee Fringe Benefits	866,600.00	Institutional Revenues	3,905,974.27
County Courts	686,273.00	Other Statutory Expenditures		Courts	232,833.42
County District Courts	540,863.00			County Clerk & Register	547,369.84
Juvenile and Domestic Relations Courts	258,667.00			Surrogate	102,478.63
Jury Commission and Jurors' Fees	371,375.00	COUNTY FUNCTIONS TOTAL	48,900,562.17	Sheriff	146,629.06
Law Library	59,400.00	CAPITAL IMPROVEMENTS *MEMO	100,000.00	Other Miscellaneous Revenues	1,922,576.17
Prosecutor's Office	1,511,169.00	DEBT SERVICE			
Surrogate's Office	185,685.00	Principal Payments	1,530,000.00		
Probation Office	1,762,957.00	Interest Payments	1,083,096.25		
County Clerk (Judicial Functions)	472,940.00	DEFERRED CHARGES	437,810.24		
Sheriff's Office (Judicial Functions)	791,110.00	RESERVE FOR UNCOLLECTED TAXES			
Other Judicial					
PUBLIC SAFETY		EXPENDITURES TOTAL	51,951,468.66	Prior Years Surplus Appropriated	2,136,289.00
County Police	234,921.61			REVENUES TOTAL	53,058,972.04
Sheriff's Office	355,303.00				
Civil Defense and Disaster Control	43,868.00	CAPITAL DEBT AUTHORIZED, DECEMBER 31,		CURRENT FINANCES DECEMBER 31,	
Environmental Inspection and Control	34,784.52	ISSUED AND UNISSUED		ASSETS	
Weights and Measures	39,777.00	School		Cash Dec. 31,	5,757,349.86
Correctional and Penal	2,316,050.00	Self-liquidating		Taxes Receivable	
Other Public Safety	85,361.00	Other	35,509,040	Emergencies and Other Deferred Charges	
		Total	35,509,040	State Aid Receivable	178,368.77
				Other Receivable	370,662.93
				TOTAL	6,306,381.56
PUBLIC WORKS		ISSUED AND OUTSTANDING		LIABILITIES RESERVES, AND SURPLUS	
Roads and Bridges, Streets, Drainage	94,000.00	School		Cash Liabilities	4,204,444.04
State Aid Motor Vehicle Fund	200,490.00	Self-liquidating		Reserves For Receivables	370,662.93
County Funds	1,188,676.00	Other	28,579,000.00	Surplus Dec. 31,	1,731,274.59
Other Roads and Bridges		Total	28,579,000.00	TOTAL	6,306,381.56
Public Buildings and Grounds	1,059,449.00				
Other Public Works		Equalized Valuation Basis for Net Debt Computation	4,988,916,008.00		
HEALTH AND WELFARE		CAPITAL OUTLAY TOTAL	1,882,944.94		
County Health Department	92,668.00				
Mental Health Activities	3,840,536.48	Public Enterprises			
Tubercular Patient Care	73,384.00	Recreation—Culture	8,936.01		
County Hospitals, Homes	6,264,400.00	Public Works	1,317,064.32		
County Aid to Hospitals	900,000.00	Buildings and Grounds	84,058.71		
Health Clinics		Library and Education	472,885.90		
Mosquito Extermination	361,389.00	Conservation			
Health Services Except Environmental		All Other			
County Welfare Board	6,354,377.34				
Child Welfare	515,008.00				
Other Welfare Services	472,816.75				
RECREATION AND CONSERVATION					
Parks, Playgrounds, Shade Trees	949,490.00				
Land Reclamation and Conservation					
Other Recreational Services	8,000.00				

COUNTY PASSAIC

COUNTY SEAT Paterson

Form of Government: Board of Chosen Freeholders 7 Members

Number of Constituent Municipalities 16

Population Census 1970 461,940

Population Estimated 1975 472,760

Land Area — Square Miles 192.01

Net Valuation on which County Taxes are Apportioned \$5,444,206,928

Tax Rate per \$100 \$0.602

Tax Levy \$32,546,300

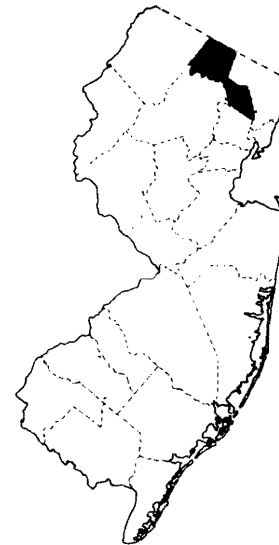
Distribution of Ratables:

Class	Line Items	Assessed Valuation	% of Valuation
Vacant Land	10,860	\$ 160,518,700	4.08
Residential	88,899	2,454,151,850	62.45
Farm	146	2,986,488	0.08
Commercial	7,240	651,726,950	16.59
Industrial	1,396	454,377,900	11.56
Apartments	1,134	205,879,756	5.24
TOTAL	109,675	\$3,929,641,644	100.00

Bond Ratings:

Moody's AA

Standard & Poor's AA



PASSAIC COUNTY



1700

Population 1970 **60,500**Population **63,730**

S & P Rating

Moody Rating

Land Area **346.56** Sq. Miles

Net Valuation Taxable

473,529,636

Net Valuation on Which County Taxes

are apportioned:

599,076,413

SALEM COUNTY — Class 3**Form of Government:****Board of Chosen Freeholders****Number of Freeholders on Board — 7****PER CAPITA:**

Gross Debt

26.26

Net Debt

20.10

Debt Service

2.96

Total Tax Levy

86.85

County Functions:

143.22

PER CENT:

Gross Debt

.33

Net Debt

.25

EXPENDITURES		EXPENDITURES (cont'd.)		REVENUES REALIZED	
GENERAL GOVERNMENT					
Governing Body and Public Boards	114,730.00	EDUCATION (excluding schools)		Property Taxes	5,535,158.08
County Clerk	68,500.00	County Superintendent of Schools	37,230.00	Collateral Inheritance Tax	49,299.42
Financial Administration	77,254.00	Vocational Schools	340,000.00	Financial Business Tax	
Board of Taxation	28,700.00	County College	250,000.00	Franchise Tax	
Planning, Housing, Development	151,837.71	County Extension Services	74,100.00	Bank Stock Tax	47,901.58
Human Resources	151,716.66	Libraries		Other Miscellaneous Taxes	
Elections	106,500.00	Other Educational Services	56,780.64	State Aid Revenues	603,342.28
General Administration	169,220.00	STATUTORY EXPENDITURES		Federal Aid Revenues	1,107,524.40
JUDICIARY		Pensions and F.I.C.A.	318,000.00	State and Local Fiscal Assistance Act Utilized	490,866.64
Superior Court-Law Division	7,150.00	Employee Fringe Benefits	92,500.00	Institutional Revenues	1,024,208.56
County Courts	88,510.00	Other Statutory Expenditures		Courts	64,585.90
County District Courts	32,010.00		1,097,265.40	County Clerk & Register	66,650.46
Juvenile and Domestic Relations Courts	24,000.00	COUNTY FUNCTIONS TOTAL	8,939,234.29	Surrogate	20,014.97
Jury Commission and Jurors' Fees	8,200.00	CAPITAL IMPROVEMENTS MEMO	5,000.00	Sheriff	17,179.25
Law Library	9,000.00	DEBT SERVICE		Other Miscellaneous Revenues	217,217.66
Prosecutor's Office	157,800.00	Principal Payments	95,000.00		
Surrogate's Office	54,750.00	Interest Payments	93,475.00		
Probation Office	205,000.00			TOTAL	9,243,949.20
County Clerk (Judicial Functions)	31,370.00	DEFERRED CHARGES		Prior Years Surplus Appropriated	350,000.00
Sheriff's Office (Judicial Functions)	34,920.00	RESERVE FOR UNCOLLECTED TAXES		REVENUES TOTAL	9,593,949.20
Other Judicial					
PUBLIC SAFETY		EXPENDITURES TOTAL	9,127,709.29	CURRENT FINANCES DECEMBER 31,	
County Police	54,433.00			ASSETS	
Sheriff's Office	82,350.00	CAPITAL DEBT AUTHORIZED, DECEMBER 31,		Cash Dec. 31,	1,595,592.99
Civil Defense and Disaster Control	57,000.00	ISSUED AND UNISSUED GROSS DEBT		Taxes Receivable	15,254.56
Environmental Inspection and Control		School		Emergencies and Other Deferred Charges	
Weights and Measures	29,235.00	Self-liquidating		State Aid Receivable	252,526.52
Correctional and Penal	304,500.00	Other	1,673,568	Other Receivable	68,286.84
Other Public Safety	5,000.00	Total	1,673,568	TOTAL	1,931,660.91
PUBLIC WORKS				LIABILITIES RESERVES, AND SURPLUS	
Roads and Bridges, Streets, Drainage	477,386.00	ISSUED AND OUTSTANDING		Cash Liabilities	1,116,426.23
State Aid Motor Vehicle Fund	335,320.00	School		Reserves For Receivables	83,541.40
County Funds	533,396.00	Self-liquidating		Surplus Dec. 31,	731,693.28
Other Roads and Bridges		Other		TOTAL	1,931,660.91
Public Buildings and Grounds	371,400.00	Total	1,327,037.00		
Other Public Works		Equalized Valuation Basis			
HEALTH AND WELFARE		for Net Debt Computation	509,628,671.33		
County Health Department	324,932.28	CAPITAL OUTLAY TOTAL	256,286.47		
Mental Health Activities	489,000.00				
Tubercular Patient Care	2,800.00	Public Enterprises			
County Hospitals, Homes	926,600.00	Recreation—Culture			
County Aid to Hospitals	127,500.00	Public Works			
Health Clinics		Buildings and Grounds			
Mosquito Extermination	85,000.00	Library and Education	256,286.47		
Health Services Except Environmental	50,000.00	Conservation			
County Welfare Board	722,627.60	All Other			
Child Welfare	94,000.00				
Other Welfare Services	16,710.00				
RECREATION AND CONSERVATION					
Parks, Playgrounds, Shade Trees	61,000.00				
Land Reclamation and Conservation	2,000.00				
Other Recreational Services					

COUNTY SALEM

COUNTY SEAT Salem City

Form of Government: Board of Chosen Freeholders 7 Members

Number of Constituent Municipalities 15

Population Census 1970 60,500

Population Estimated 1975 63,730

Land Area — Square Miles 346.56

Net Valuation on which County Taxes are Apportioned \$599,076,413

Tax Rate per \$100 \$0.929

Tax Levy \$5,535,158

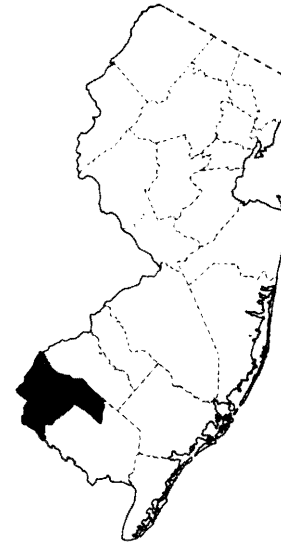
Distribution of Ratables:

Class	Line Items	Assessed Valuation	% of Valuation
Vacant Land	7,026	\$ 18,499,475	4.01
Residential	15,747	242,580,500	52.60
Farm	4,626	48,202,835	10.45
Commercial	1,118	52,271,125	11.34
Industrial	56	85,475,350	18.54
Apartments	43	14,125,100	3.06
TOTAL	28,616	\$461,154,385	100.00

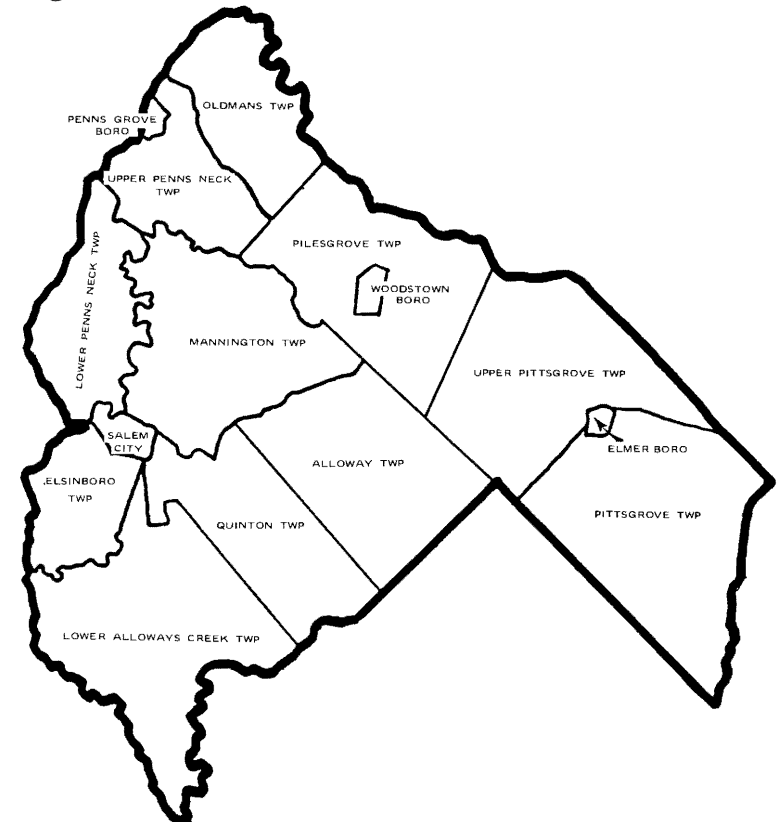
Bond Ratings:

Moody's _____

Standard & Poor's _____



SALEM COUNTY



1800

Population 1970 **199,030** Net Valuation Taxable
 Population **206,495** 2,407,936,064
 S & P Rating **AA** Net Valuation on Which County Taxes
 Moody Rating **AA** are apportioned:
 Land Area **305.55** Sq. Miles 3,499,600,418

SOMERSET COUNTY — Class 3

Form of Government:

Board of Chosen Freeholders

Number of Freeholders on Board — 5

PER CAPITA:

Gross Debt **186.69**
 Net Debt **167.18**
 Debt Service **13.31**
 Total Tax Levy **77.86**
 County Functions: **111.10**

PER CENT:

Gross Debt **1.22**
 Net Debt **1.09**

EXPENDITURES		EXPENDITURES (cont'd.)		REVENUES REALIZED	
GENERAL GOVERNMENT		EDUCATION (excluding schools)		Property Taxes	16,077,719.87
Governing Body and Public Boards	40,500.00	County Superintendent of Schools	163,799.14	Collateral Inheritance Tax	356,711.27
County Clerk	183,662.62	Vocational Schools	1,904,728.00	Financial Business Tax	
Financial Administration	81,501.44	County College	1,536,645.00	Franchise Tax	
Board of Taxation	78,476.43	County Extension Services	131,466.70	Bank Stock Tax	167,305.99
Planning, Housing, Development	258,060.81	Libraries		Other Miscellaneous Taxes	
Human Resources	70,033.00	Other Educational Services	143,755.58	State Aid Revenues	902,202.18
Elections	264,468.43	STATUTORY EXPENDITURES		Federal Aid Revenues	1,137,100.51
General Administration	789,780.83	Pensions and F.I.C.A.	759,706.86	State and Local Fiscal Assistance Act Utilized	748,421.17
JUDICIARY		Employee Fringe Benefits	201,200.00	Institutional Revenues	161,432.38
Superior Court-Law Division	41,865.42	Other Statutory Expenditures		Courts	65,758.10
County Courts	358,602.49			County Clerk & Register	314,703.51
County District Courts	79,331.67	COUNTY FUNCTIONS TOTAL	20,153,766.67	Surrogate	64,883.22
Juvenile and Domestic Relations Courts		CAPITAL IMPROVEMENTS * MEMO	300,000.00	Sheriff	64,255.48
Jury Commission and Jurors' Fees	94,674.66	DEBT SERVICE		Other Miscellaneous Revenues	1,200,558.17
Law Library	17,130.00	Principal Payments	1,045,000.00		
Prosecutor's Office	676,693.19	Interest Payments	1,704,397.98		
Surrogate's Office	92,855.14			TOTAL	21,261,051.85
Probation Office	808,984.71	DEFERRED CHARGES	38,411.18	Prior Years Surplus Appropriated	3,092,644.00
County Clerk (Judicial Functions)	102,804.77	RESERVE FOR UNCOLLECTED TAXES		REVENUES TOTAL	24,353,695.85
Sheriff's Office (Judicial Functions)	73,733.47				
Other Judicial		EXPENDITURES TOTAL	22,941,575.83	CURRENT FINANCES DECEMBER 31,	
PUBLIC SAFETY				ASSETS	
County Police	155,256.00	CAPITAL DEBT AUTHORIZED, DECEMBER 31,		Cash Dec. 31,	3,410,953.95
Sheriff's Office	289,291.19	ISSUED AND UNISSUED GROSS DEBT		Taxes Receivable	
Civil Defense and Disaster Control	9,504.00	School		Emergencies and Other Deferred Charges	325,000.00
Environmental Inspection and Control		Self-liquidating		State Aid Receivable	525,351.00
Weights and Measures	41,651.54	Other	38,550,323	Other Receivable	1,105,317.81
Correctional and Penal	507,471.91	Total	38,550,323	TOTAL	5,366,622.76
Other Public Safety	10,000.00			LIABILITIES RESERVES, AND SURPLUS	
PUBLIC WORKS		ISSUED AND OUTSTANDING		Cash Liabilities	1,475,677.08
Roads and Bridges, Streets, Drainage	4,000.00	School		Reserves For Receivables	1,105,317.81
State Aid Motor Vehicle Fund	314,960.00	Self-liquidating		Surplus Dec. 31,	2,785,627.87
County Funds	1,355,190.14	Other		TOTAL	5,366,622.76
Other Roads and Bridges		Total	36,749,000.00		
Public Buildings and Grounds	754,257.05	Equalized Valuation Basis			
Other Public Works	165,000.00	for Net Debt Computation	3,170,909,914.33		
HEALTH AND WELFARE		CAPITAL OUTLAY TOTAL	6,462,745.97		
County Health Department	196,513.94	Public Enterprises			
Mental Health Activities	1,659,941.38	Recreation—Culture	2,579,453.86		
Tubercular Patient Care	66,073.00	Public Works	1,860,468.34		
County Hospitals, Homes		Buildings and Grounds	89,361.13		
County Aid to Hospitals	104,400.00	Library and Education	1,933,462.64		
Health Clinics		Conservation			
Mosquito Extermination	180,156.00	All Other			
Health Services Except Environmental	40,000.00				
County Welfare Board	1,410,348.08				
Child Welfare	223,434.00				
Other Welfare Services	80,912.13				
RECREATION AND CONSERVATION					
Parks, Playgrounds, Shade Trees	1,733,983.17				
Land Reclamation and Conservation	646,342.85				
Other Recreational Services					

COUNTY SOMERSET

COUNTY SEAT Somerville

Form of Government: Board of Chosen Freeholders 5 Members

Number of Constituent Municipalities 21

Population Census 1970 199,030

Population Estimated 197 206,495

Land Area – Square Miles 305.55

Net Valuation on which County Taxes are Apportioned \$3,499,600,418

Tax Rate per \$100 \$0.461

Tax Levy \$16,077,720

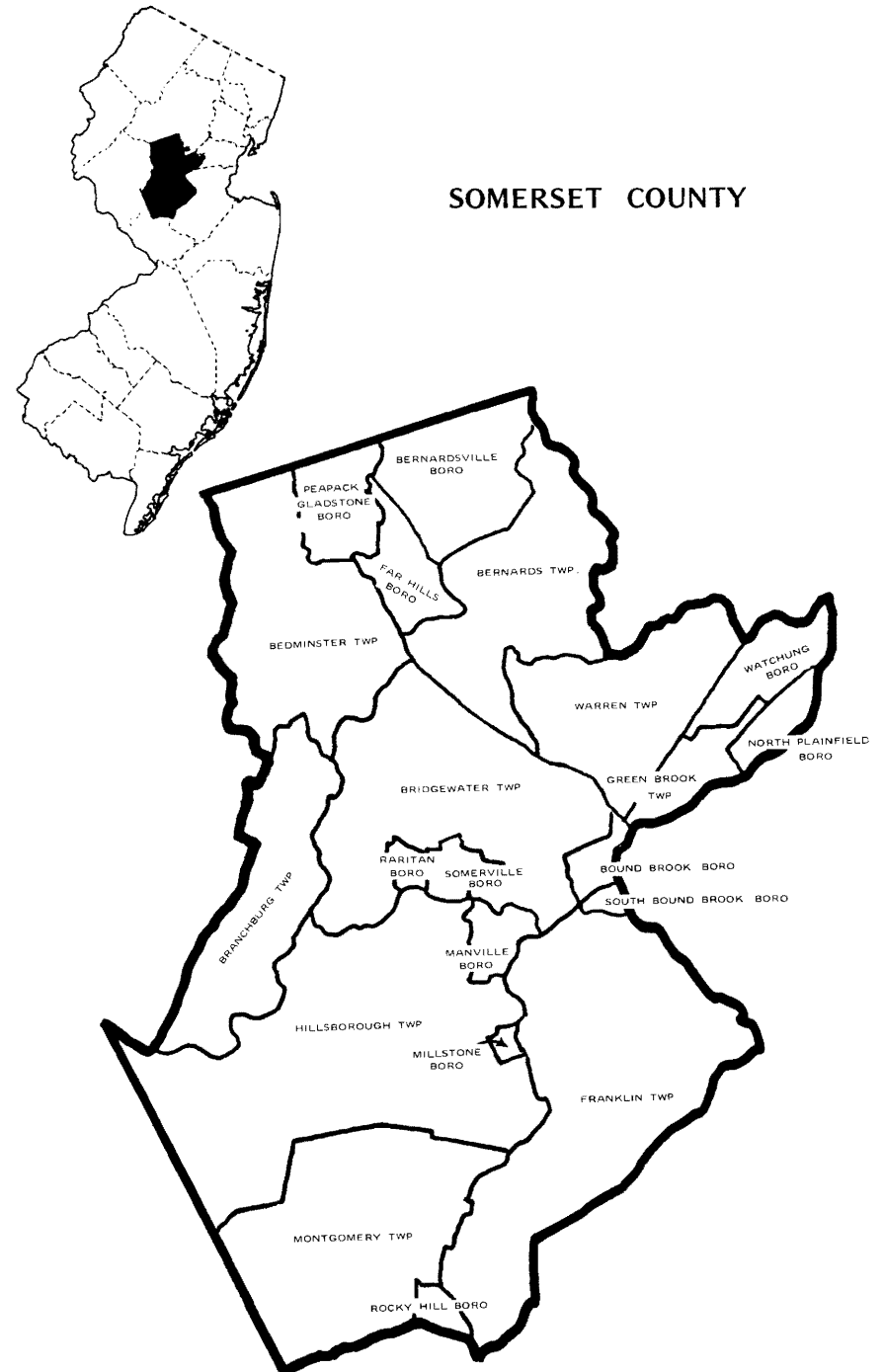
Distribution of Ratables:

Class	Line Items	Assessed Valuation	% of Valuation
Vacant Land	9,223	\$ 112,706,475	4.74
Residential	47,390	1,573,608,090	66.21
Farm	2,420	77,303,280	3.25
Commercial	2,384	304,814,565	12.82
Industrial	280	228,533,838	9.62
Apartments	312	79,860,175	3.36
TOTAL	62,009	\$2,376,826,423	100.00

Bond Ratings:

Moody's AA

Standard & Poor's AA



1900

Population 1970 **77,975** Net Valuation Taxable
 Population **86,425** 1,136,999,266
 S & P Rating **A** Net Valuation on Which County Taxes
 Moody Rating **A** are apportioned:
 Land Area **526.59** Sq. Miles 1,440,129,048

SUSSEX COUNTY — Class 3

Form of Government:

Board of Chosen Freeholders

Number of Freeholders on Board — 3

PER CAPITA:

Gross Debt **103.97**
 Net Debt **98.72**
 Debt Service **4.64**
 Total Tax Levy **115.15**
 County Functions: **183.76**

PER CENT:

Gross Debt **.67**
 Net Debt **.63**

EXPENDITURES		EXPENDITURES (cont'd.)		REVENUES REALIZED	
GENERAL GOVERNMENT					
Governing Body and Public Boards	60,560.00	EDUCATION (excluding schools)		Property Taxes	9,952,254.30
County Clerk	120,627.00	County Superintendent of Schools	42,025.00	Collateral Inheritance Tax	
Financial Administration	106,840.00	Vocational Schools	1,649,048.00	Financial Business Tax	
Board of Taxation	83,160.00	County College		Franchise Tax	17,472.88
Planning, Housing, Development	135,067.00	County Extension Services	383,640.00	Bank Stock Tax	77,277.67
Human Resources	117,427.00	Libraries		Other Miscellaneous Taxes	
Elections	159,357.00	Other Educational Services	8,500.00	State Aid Revenues	614,540.98
General Administration	290,540.00	STATUTORY EXPENDITURES		Federal Aid Revenues	1,263,909.94
JUDICIARY		Pensions and F.I.C.A.	505,740.33	State and Local Fiscal Assistance Act Utilized	885,606.40
Superior Court-Law Division	75,168.00	Employee Fringe Benefits	190,000.00	Institutional Revenues	926,286.98
County Courts	93,320.00	Other Statutory Expenditures		Courts	26,302.45
County District Courts	57,150.00		1,159,926.00	County Clerk & Register	253,795.86
Juvenile and Domestic Relations Courts	18,041.00	COUNTY FUNCTIONS	TOTAL	Surrogate	23,725.52
Jury Commission and Jurors' Fees	35,345.00	CAPITAL IMPROVEMENTS	15,164,769.78	Sheriff	36,279.54
Law Library	6,200.00	DEBT SERVICE		Other Miscellaneous Revenues	1,103,749.62
Prosecutor's Office	185,884.00	Principal Payments	210,000.00		
Surrogate's Office	58,176.00	Interest Payments	191,048.00		
Probation Office	219,830.00			TOTAL	15,181,202.14
County Clerk (Judicial Functions)	38,670.00	DEFERRED CHARGES	315,647.79	Prior Years Surplus Appropriated	1,420,000.00
Sheriff's Office (Judicial Functions)	31,565.00	RESERVE FOR UNCOLLECTED TAXES		REVENUES	TOTAL
Other Judicial					16,601,202.14
PUBLIC SAFETY		EXPENDITURES	TOTAL	CURRENT FINANCES DECEMBER 31,	
County Police	947,114.40		15,881,465.57	ASSETS	
Sheriff's Office	52,620.00	CAPITAL DEBT AUTHORIZED, DECEMBER 31,		Cash Dec. 31,	5,344,548.41
Civil Defense and Disaster Control	49,651.00	ISSUED AND UNISSUED		Taxes Receivable	215,357.09
Environmental Inspection and Control				Emergencies and Other Deferred Charges	22,128.00
Weights and Measures	72,653.00	School		State Aid Receivable	
Correctional and Penal	326,920.00	Self-liquidating		Other Receivable	621,895.84
Other Public Safety	3,398.00	Other	8,985,887	TOTAL	6,203,929.34
		Total	8,985,887		
PUBLIC WORKS				LIABILITIES RESERVES, AND SURPLUS	
Roads and Bridges, Streets, Drainage	334,009.00	ISSUED AND OUTSTANDING		Cash Liabilities	1,729,913.39
State Aid Motor Vehicle Fund	235,560.00	School		Reserves For Receivables	837,252.93
County Funds	3,229,968.00	Self-liquidating		Surplus Dec. 31,	3,636,763.02
Other Roads and Bridges	270,542.05	Other		TOTAL	6,203,929.34
Public Buildings and Grounds	302,861.00		3,223,000.00		
Other Public Works	86,693.00	Total	3,223,000.00		
HEALTH AND WELFARE		Equalized Valuation Basis			
County Health Department	253,717.00	for Net Debt Computation	1,343,701,514.67		
Mental Health Activities	446,045.00	CAPITAL OUTLAY	TOTAL		
Tubercular Patient Care	1,000.00		647,342.95		
County Hospitals, Homes	991,768.00	Public Enterprises			
County Aid to Hospitals	50,000.00	Recreation—Culture			
Health Clinics	12,000.00	Public Works	428,274.28		
Mosquito Extermination	4,000.00	Buildings and Grounds	44,068.67		
Health Services Except Environmental	342,635.00	Library and Education	175,000.00		
County Welfare Board	645,215.00	Conservation			
Child Welfare	337,604.00	All Other			
Other Welfare Services	323,565.00				
RECREATION AND CONSERVATION					
Parks, Playgrounds, Shade Trees	7,700.00				
Land Reclamation and Conservation	5,225.00				
Other Recreational Services	500.00				

COUNTY SUSSEX

COUNTY SEAT Newton

Form of Government: Board of Chosen Freeholders 3 Members

Number of Constituent Municipalities 24

Population Census 1970 77,975

Population Estimated 197 86,425

Land Area — Square Miles 526.59

Net Valuation on which County Taxes are Apportioned \$1,440,129,048

Tax Rate per \$100 \$0.694

Tax Levy \$9,952,254

Distribution of Ratables:

Class	Line Items	Assessed Valuation	% of Valuation
Vacant Land	23,269	\$ 122,384,918	10.99
Residential	32,715	784,083,045	70.38
Farm	3,751	58,447,526	5.25
Commercial	1,573	116,590,030	10.46
Industrial	126	21,864,780	1.96
Apartments	54	10,722,440	0.96
TOTAL	61,488	\$1,114,092,739	100.00

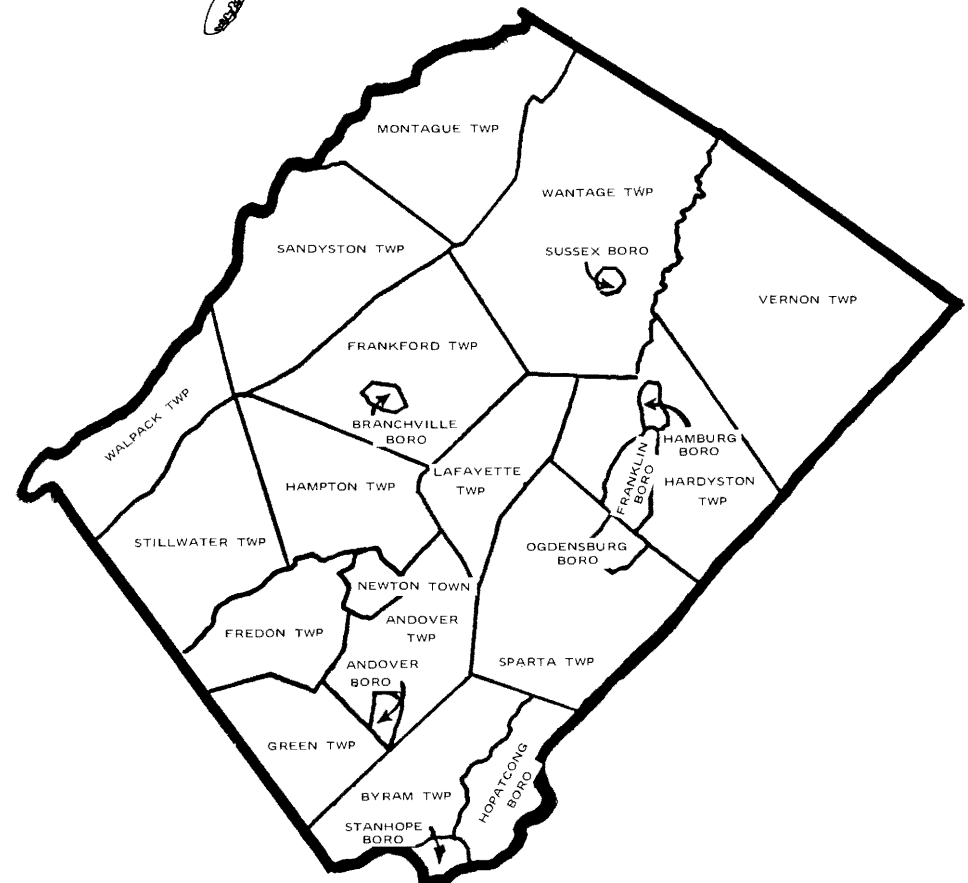
Bond Ratings:

Moody's A

Standard & Poor's A



SUSSEX COUNTY



2000

Population 1970 **544,090**
 Population **551,120**
 S & P Rating **AA**
 Moody Rating **AA**
 Land Area **102.93** Sq. Miles
 Net Valuation Taxable 6,863,092,392
 Net Valuation on Which County Taxes are apportioned: 7,752,345,588

UNION COUNTY — Class 2

Form of Government:

Board of Chosen Freeholders

Number of Freeholders on Board — 9

PER CAPITA:

Gross Debt **58.60**
 Net Debt **55.10**
 Debt Service **5.71**
 Total Tax Levy **66.60**
 County Functions: **103.88**

PER CENT:

Gross Debt **.45**
 Net Debt **.42**

EXPENDITURES		EXPENDITURES (cont'd.)		REVENUES REALIZED	
GENERAL GOVERNMENT		EDUCATION (excluding schools)		Property Taxes	36,703,537.21
Governing Body and Public Boards	429,025.00	County Superintendent of Schools	71,034.00	Collateral Inheritance Tax	334,471.09
County Clerk	414,049.00	Vocational Schools	274,525.00	Financial Business Tax	104,877.09
Financial Administration	290,223.00	County College	2,288,803.00	Franchise Tax	
Board of Taxation	103,066.00	County Extension Services	99,083.00	Bank Stock Tax	394,438.05
Planning, Housing, Development	352,967.33	Libraries		Other Miscellaneous Taxes	
Human Resources	756,285.85	Other Educational Services	230,750.00	State Aid Revenues	1,432,962.54
Elections	730,601.00	STATUTORY EXPENDITURES		Federal Aid Revenues	3,911,436.10
General Administration	1,911,446.00	Pensions and F.I.C.A.	2,567,340.00	State and Local Fiscal Assistance Act Utilized	2,189,793.89
JUDICIARY		Employee Fringe Benefits	510,000.00	Institutional Revenues	3,288,069.67
Superior Court-Law Division	409,066.00	Other Statutory Expenditures		Courts	505,920.02
County Courts	460,217.00			County Clerk & Register	679,268.04
County District Courts	645,229.00	COUNTY FUNCTIONS TOTAL	5,986,919.35	Surrogate	146,247.52
Juvenile and Domestic Relations Courts	464,147.00	CAPITAL IMPROVEMENTS *MEMO	53,969,946.42	Sheriff	142,221.50
Jury Commission and Jurors' Fees	34,333.00	DEBT SERVICE	25,000.00	Other Miscellaneous Revenues	3,096,676.84
Law Library	21,343.00	Principal Payments	2,128,000.00		
Prosecutor's Office	2,632,646.00	Interest Payments	1,021,328.25		
Surrogate's Office	200,600.00			TOTAL	52,929,919.56
Probation Office	1,853,832.00	DEFERRED CHARGES	129,776.27	Prior Years Surplus Appropriated	2,500,000.00
County Clerk (Judicial Functions)	467,215.00	RESERVE FOR UNCOLLECTED TAXES		REVENUES TOTAL	55,429,919.56
Sheriff's Office (Judicial Functions)	1,455,425.00				
Other Judicial		EXPENDITURES TOTAL	57,249,050.94	CURRENT FINANCES DECEMBER 31,	
PUBLIC SAFETY				ASSETS	
County Police	729,076.89	CAPITAL DEBT AUTHORIZED, DECEMBER 31,		Cash Dec. 31,	6,580,217.69
Sheriff's Office	309,575.00	ISSUED AND UNISSUED GROSS DEBT		Taxes Receivable	
Civil Defense and Disaster Control	55,173.00	School		Emergencies and Other Deferred Charges	925,595.44
Environmental Inspection and Control		Self-liquidating		State Aid Receivable	231,421.29
Weights and Measures	73,060.00	Other	32,296,709	Other Receivable	1,212,004.88
Correctional and Penal	2,186,733.00	Total	32,296,709	TOTAL	8,949,239.30
Other Public Safety	4,000.00			LIABILITIES RESERVES, AND SURPLUS	
PUBLIC WORKS		ISSUED AND OUTSTANDING		Cash Liabilities	6,307,839.86
Roads and Bridges, Streets, Drainage	10,266.00	School		Reserves For Receivables	1,212,004.88
State Aid Motor Vehicle Fund	339,540.00	Self-liquidating		Surplus Dec. 31,	1,429,394.56
County Funds	1,353,383.00	Other		TOTAL	8,949,239.30
Other Roads and Bridges		Total	22,904,000.00		
Public Buildings and Grounds	2,500,848.00	Equalized Valuation Basis for Net Debt Computation	7,163,391,758.00		
Other Public Works		CAPITAL OUTLAY TOTAL	4,262,299.98		
HEALTH AND WELFARE					
County Health Department	161,993.00	Public Enterprises			
Mental Health Activities	3,674,226.00	Recreation—Culture	249,342.32		
Tubercular Patient Care	119,720.00	Public Works	2,332,839.54		
County Hospitals, Homes	6,793,633.00	Buildings and Grounds	1,554,946.92		
County Aid to Hospitals	1,500,000.00	Library and Education	125,171.20		
Health Clinics		Conservation			
Mosquito Extermination	433,300.00	All Other			
Health Services Except Environmental	134,210.00				
County Welfare Board	3,589,656.00				
Child Welfare	765,066.00				
Other Welfare Services	411,128.00				
RECREATION AND CONSERVATION					
Parks, Playgrounds, Shade Trees	3,159,989.00				
Land Reclamation and Conservation	5,200.00				
Other Recreational Services					

COUNTY UNION

COUNTY SEAT Elizabeth

* Form of Government: Board of Chosen Freeholders 9 Members

Number of Constituent Municipalities 21

Population Census 1970 544,090

Population Estimated 1975 551,120

Land Area – Square Miles 102.93

Net Valuation on which County Taxes are Apportioned \$7,752,345,588

Tax Rate per \$100 \$0.477

Tax Levy \$36,703,537

Distribution of Ratables:

Class	Line Items	Assessed Valuation	% of Valuation
Vacant Land	6,761	\$ 107,020,100	1.58
Residential	116,599	4,244,181,310	62.70
Farm	72	1,991,100	0.03
Commercial	7,616	830,760,430	12.27
Industrial	1,728	1,272,961,480	18.80
Apartments	1,180	312,418,300	4.62
TOTAL	133,956	\$6,769,332,720	100.00

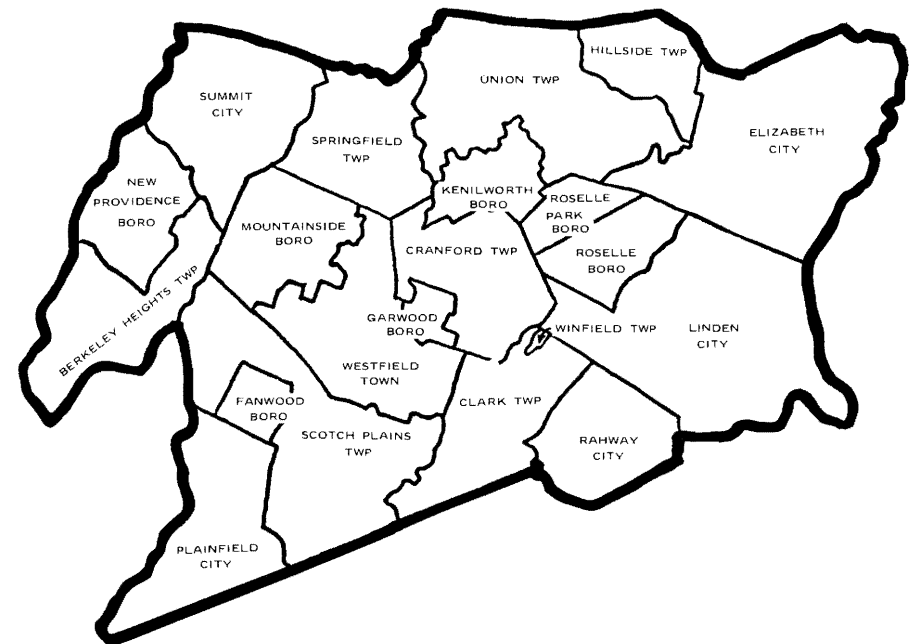
Bond Ratings:

Moody's AA Standard & Poor's AA

*County Manager Plan--Optional County Charter
Law--1972, effective January 1, 1976.



UNION COUNTY



2100
 Population 1970 **74,105** Net Valuation Taxable
 Population **77,310** 770,134,212
 S & P Rating Net Valuation on Which County Taxes
 Moody Rating **AA** are apportioned:
 Land Area **361.55** Sq. Miles 1,013,678,781

WARREN COUNTY — Class 3
 Form of Government:
 Board of Chosen Freeholders
 Number of Freeholders on Board — 3

PER CAPITA:
 Gross Debt 28.58
 Net Debt 23.30
 Debt Service 3.75
 Total Tax Levy 77.61
 County Functions: 125.53

PER CENT:
 Gross Debt .24
 Net Debt .20

EXPENDITURES		EXPENDITURES (cont'd.)		REVENUES REALIZED	
GENERAL GOVERNMENT		EDUCATION (excluding schools)		Property Taxes	6,000,046.95
Governing Body and Public Boards	130,469.92	County Superintendent of Schools	22,607.00	Collateral Inheritance Tax	
County Clerk	81,568.31	Vocational Schools	285,900.00	Financial Business Tax	
Financial Administration	32,536.25	County College		Franchise Tax	
Board of Taxation	49,963.00	County Extension Services	72,102.00	Bank Stock Tax	61,671.76
Planning, Housing, Development	59,963.00	Libraries		Other Miscellaneous Taxes	
Human Resources	8,300.00	Other Educational Services	190,900.00	State Aid Revenues	278,319.87
Elections	96,340.30	STATUTORY EXPENDITURES		Federal Aid Revenues	951,697.76
General Administration	210,058.00	Pensions and F.I.C.A.	428,500.00	State and Local Fiscal Assistance Act Utilized	707,845.01
JUDICIARY		Employee Fringe Benefits	148,500.00	Institutional Revenues	1,044,897.15
Superior Court-Law Division		Other Statutory Expenditures	795,663.77	Courts	63,369.23
County Courts	167,398.32		9,324,338.91	County Clerk & Register	133,391.59
County District Courts	39,118.00	COUNTY FUNCTIONS TOTAL	862,845.01	Surrogate	21,119.28
Juvenile and Domestic Relations Courts		CAPITAL IMPROVEMENTS *MEMO		Sheriff	26,041.70
Jury Commission and Jurors' Fees	30,326.00	DEBT SERVICE		Other Miscellaneous Revenues	719,806.55
Law Library	8,484.00	Principal Payments	215,000.00		
Prosecutor's Office	110,836.00	Interest Payments	74,727.50		
Surrogate's Office	51,201.85			TOTAL	10,008,206.85
Probation Office	225,626.00	DEFERRED CHARGES	91,019.60	Prior Years Surplus Appropriated	1,600,000.00
County Clerk (Judicial Functions)	54,515.00	RESERVE FOR UNCOLLECTED TAXES		REVENUES TOTAL	11,608,206.85
Sheriff's Office (Judicial Functions)	18,685.00				
Other Judicial		EXPENDITURES TOTAL	9,705,086.01	CURRENT FINANCES DECEMBER 31,	
PUBLIC SAFETY				ASSETS	
County Police		CAPITAL DEBT AUTHORIZED, DECEMBER 31,		Cash Dec. 31,	3,782,414.40
Sheriff's Office	40,672.00	ISSUED AND UNISSUED		Taxes Receivable	
Civil Defense and Disaster Control	14,771.00	School		Emergencies and Other Deferred Charges	27,599.24
Environmental Inspection and Control		Self-liquidating		State Aid Receivable	
Weights and Measures	47,534.00	Other	2,209,475	Other Receivable	88,849.44
Correctional and Penal	332,546.15	Total	2,209,475	TOTAL	3,898,863.08
Other Public Safety	10,000.00			LIABILITIES RESERVES, AND SURPLUS	
PUBLIC WORKS		ISSUED AND OUTSTANDING		Cash Liabilities	989,669.89
Roads and Bridges, Streets, Drainage	8,684.58	School		Reserves For Receivables	88,849.44
State Aid Motor Vehicle Fund	401,484.58	Self-liquidating		Surplus Dec. 31,	2,820,343.75
County Funds	1,654,915.17	Other		TOTAL	3,898,863.08
Other Roads and Bridges		Total	1,700,000.00		
Public Buildings and Grounds	217,727.00		1,700,000.00		
Other Public Works	8,000.00	Equalized Valuation Basis for Net Debt Computation	918,763,867.33		
HEALTH AND WELFARE		CAPITAL OUTLAY TOTAL	844,063.11		
County Health Department	188,873.00				
Mental Health Activities	872,730.00	Public Enterprises			
Tubercular Patient Care	1,000.00	Recreation—Culture			
County Hospitals, Homes	872,398.54	Public Works	753,285.74		
County Aid to Hospitals	89,500.00	Buildings and Grounds	79,582.97		
Health Clinics	26,439.00	Library and Education	11,194.40		
Mosquito Extermination	16,865.00	Conservation			
Health Services Except Environmental	307,273.77	All Other			
County Welfare Board	637,966.40				
Child Welfare	113,500.00				
Other Welfare Services	129,747.00				
RECREATION AND CONSERVATION					
Parks, Playgrounds, Shade Trees	1,500.00				
Land Reclamation and Conservation	10,650.00				
Other Recreational Services					

COUNTY WARREN

COUNTY SEAT Belvidere

Form of Government: Board of Chosen Freeholders 3 Members

Number of Constituent Municipalities 23

Population Census 1970 74,105

Population Estimated 197 77,310

Land Area — Square Miles 361.55

Net Valuation on which County Taxes are Apportioned \$1,013,678,781

Tax Rate per \$100 \$0.594

Tax Levy \$6,000,047

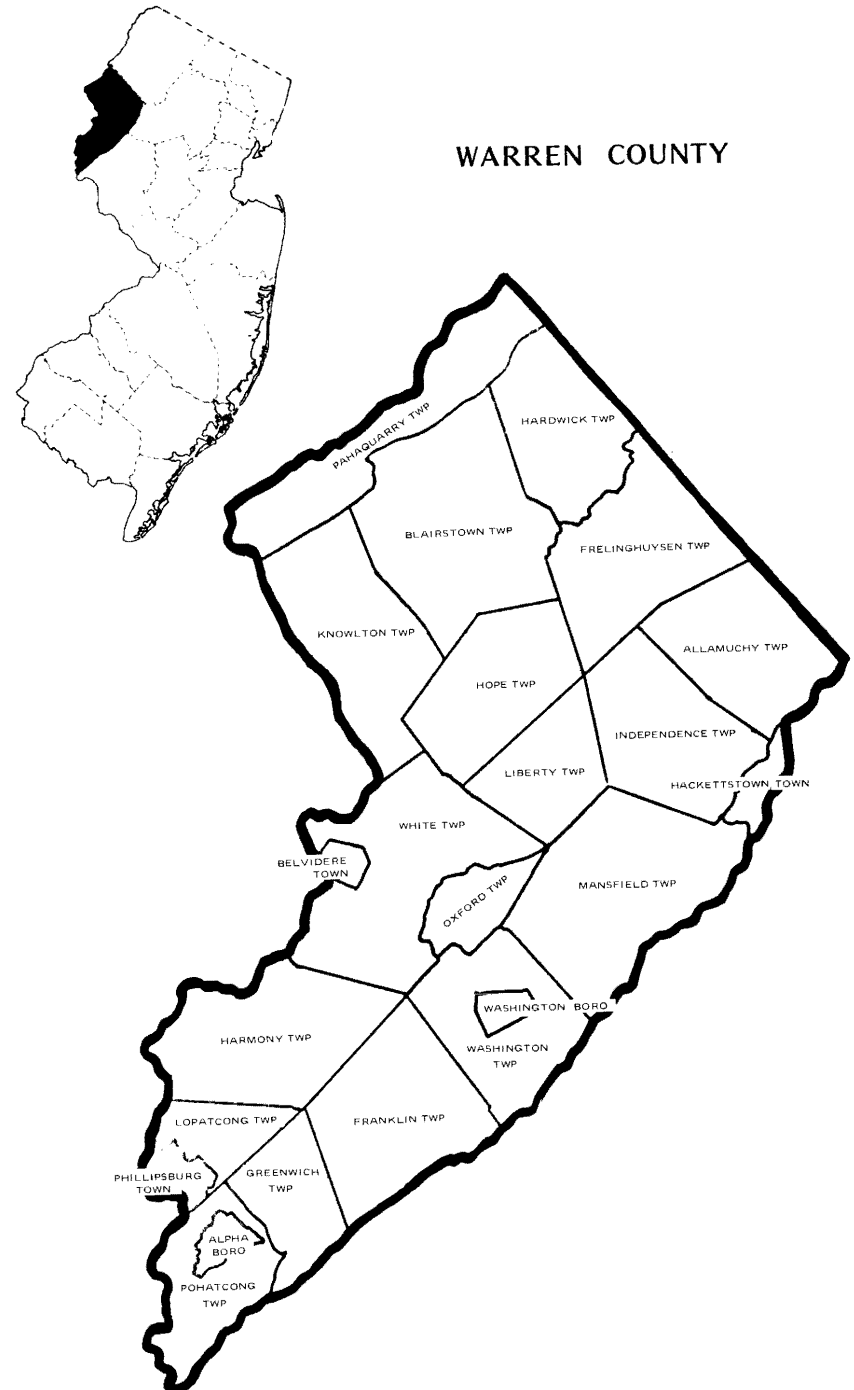
Distribution of Ratables:

Class	Line Items	Assessed Valuation	% of Valuation
Vacant Land	6,026	\$ 47,181,438	6.24
Residential	20,332	449,971,371	59.49
Farm	3,484	60,356,608	7.98
Commercial	1,581	87,501,903	11.57
Industrial	183	76,689,957	10.14
Apartments	78	34,641,470	4.58
TOTAL	31,684	\$756,342,747	100.00

Bond Ratings:

Moody's AA

Standard & Poor's



SUMMARY OF COUNTY UNITS

Form of Government: Boards of Chosen Freeholders _____

Number of County Units — 21

Number of Constituent Municipalities _____ 567

Population Census 1970 _____ 7,192,805

Population Estimated 1975 _____ 7,433,920

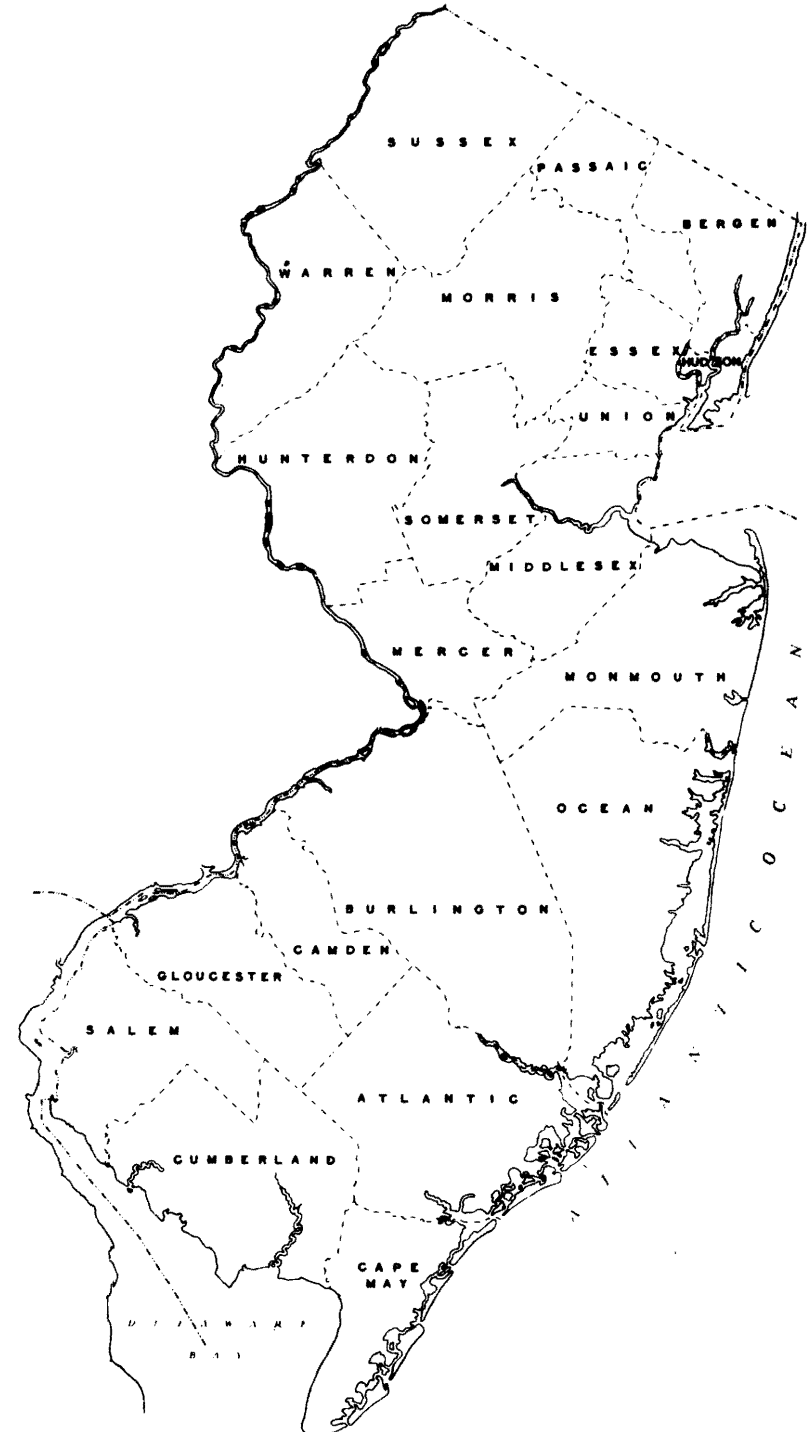
Land Area — Square Miles _____ 7,489.20

Net Valuation on which County Taxes are Apportioned _____ \$95,104,988,191

County Taxes Apportioned _____ \$615,547,607

Distribution of Ratables:

Class	Line Items	Assessed Valuation	% of Valuations
Vacant Land	388,850	\$ 3,297,671,507	4.60
Residential	1,644,607	44,880,916,107	62.68
Farm	49,550	995,484,506	1.39
Commercial	110,415	10,366,962,172	14.48
Industrial	17,593	7,718,699,180	10.78
Apartments	21,000	4,344,521,020	6.07
TOTAL	2,232,015	\$71,604,254,492	100.00



STATE SUMMARIES

**SUMMARY
COUNTY DATA SHEETS**

EXPENDITURES		EXPENDITURES (cont'd.)		REVENUES REALIZED	
GENERAL GOVERNMENT		EDUCATION (excluding schools)		Property Taxes	
Governing Body and Public Boards	5,910,401.44	County Superintendent of Schools	1,556,451.82	Collateral Inheritance Tax	615,011,141.01
County Clerk	7,675,533.93	Vocational Schools	27,812,935.77	Financial Business Tax	4,991,847.59
Financial Administration	5,023,367.86	County College	37,331,914.00	Franchise Tax	1,501,589.32
Board of Taxation	1,912,664.95	County Extension Services	2,264,075.50	Bank Stock Tax	950,605.69
Planning, Housing, Development	5,996,648.20	Libraries	156,718.50	Other Miscellaneous Taxes	6,112,651.77
Human Resources	6,860,574.02	Other Educational Services	4,419,812.01	State Aid Revenues	44,413,373.12
Elections	11,564,194.74	STATUTORY EXPENDITURES		Federal Aid Revenues	104,996,089.70
General Administration	26,447,893.84	Pensions and F.I.C.A.	43,438,086.69	State and Local Fiscal Assistance Act Utilized	47,539,526.58
JUDICIARY		Employee Fringe Benefits	11,636,788.00	Institutional Revenues	63,421,418.57
Superior Court-Law Division	3,087,129.15	Other Statutory Expenditures		Courts	4,452,905.85
County Courts	11,614,642.00			County Clerk & Register	10,825,788.51
County District Courts	6,010,093.31	COUNTY FUNCTIONS TOTAL	109,335,476.00	Surrogate	1,963,890.01
Juvenile and Domestic Relations Courts	2,905,766.13	CAPITAL IMPROVEMENTS * MEMO	920,839,029.83	Sheriff	3,147,456.95
Jury Commission and Jurors' Fees	3,015,041.12	DEBT SERVICE	5,667,845.01	Other Miscellaneous Revenues	36,206,150.90
Law Library	409,790.92	Principal Payments	29,946,785.00		
Prosecutor's Office	24,536,655.86	Interest Payments	24,581,855.02		
Surrogate's Office	2,891,711.46				
Probation Office	20,965,496.03	DEFERRED CHARGES	8,537,257.34	TOTAL	945,534,435.57
County Clerk (Judicial Functions)	5,857,434.70	RESERVE FOR UNCOLLECTED TAXES	22,000.00	REVENUES TOTAL	56,325,292.19
Sheriff's Office (Judicial Functions)	9,083,912.87				1,001,859,727.76
Other Judicial	66,609.50				
PUBLIC SAFETY		EXPENDITURES TOTAL	983,926,927.19	CURRENT FINANCES DECEMBER 31,	
County Police	11,926,484.03			ASSETS	
Sheriff's Office	11,772,780.25	CAPITAL DEBT AUTHORIZED, DECEMBER 31,		Cash Dec. 31,	150,372,447.27
Civil Defense and Disaster Control	1,078,089.00	ISSUED AND UNISSUED GROSS DEBT		Taxes Receivable	1,357,906.79
Environmental Inspection and Control	98,384.52	School		Emergencies and Other Deferred Charges	8,033,364.58
Weights and Measures	1,147,072.36	Self-liquidating		State Aid Receivable	11,011,373.66
Correctional and Penal	38,546,595.07	Other	713,486,992	Other Receivable	21,280,818.70
Other Public Safety	2,565,287.54	Total	713,486,992	TOTAL	192,055,911.00
PUBLIC WORKS		ISSUED AND OUTSTANDING		LIABILITIES RESERVES, AND SURPLUS	
Roads and Bridges, Streets, Drainage	6,809,073.03	School		Cash Liabilities	115,129,134.10
State Aid Motor Vehicle Fund	12,198,999.18	Self-liquidating		Reserves For Receivables	22,638,725.49
County Funds	42,595,586.30	Other		Surplus Dec. 31,	54,288,051.41
Other Roads and Bridges	445,542.05	Total	551,771,837.00	TOTAL	192,055,911.00
Public Buildings and Grounds	35,670,101.24	Equalized Valuation Basis for Net Debt Computation	86,006,677,857.33		
Other Public Works	5,270,971.03	CAPITAL OUTLAY TOTAL	107,082,456.96		
HEALTH AND WELFARE					
County Health Department	10,433,202.45	Public Enterprises			
Mental Health Activities	67,325,888.91	Recreation—Culture	11,172,737.67		
Tubercular Patient Care	835,872.26	Public Works	39,120,532.89		
County Hospitals, Homes	95,861,448.66	Buildings and Grounds	22,752,542.38		
County Aid to Hospitals	9,977,332.39	Library and Education	34,036,644.02		
Health Clinics	896,562.00	Conservation			
Mosquito Extermination	6,735,652.32	All Other			
Health Services Except Environmental	5,343,647.77				
County Welfare Board	89,021,540.86				
Child Welfare	19,200,287.51				
Other Welfare Services	8,471,810.16				
RECREATION AND CONSERVATION					
Parks, Playgrounds, Shade Trees	35,527,290.44				
Land Reclamation and Conservation	546,538.71				
Other Recreational Services	349,169.47				

SUMMARY MUNICIPAL DATA SHEETS

EXPENDITURES		REVENUES-REALIZED		1975 PROPERTY TAX	
GENERAL GOVERNMENT				STATE EQUALIZED TAX RATE	
Governing Body & Public Boards	5,069,327.15	1975 Property Taxes Collected		Local District School Taxes	1,404,158,462.42
Municipal Clerk	5,217,900.10	1975 Payments in Lieu of Taxes		Regional & Consolidated School Tax	263,046,325.69
Financial Administration	16,673,292.04	Delinquent Tax & Lien Collections		School Taxes in Municipal Budget	25,567,251.45
Assessment of Taxes	14,722,965.21	Business Personalty Replacement Taxes		County Taxes	615,011,140.97
Collection of Taxes	15,370,624.54	Taxes from Public Utilities		County Library Taxes	6,454,176.64
Planning, Housing & Development	20,629,035.68	Other Miscellaneous Tax Revenues		Local Municipal Purpose Taxes	670,606,612.40
Human Resources	36,303,800.56	State Aid Revenues		Veteran & Senior Citizen Taxes	36,205,890.50
Elections	1,376,161.25	Federal Aid Revenues		Total Taxes for Rate Computation	3,021,049,860.07
General Administration (other)	116,936,252.84	State and Local Fiscal Assistance Act Utilized		Special District Taxes	13,328,546.89
JUDICIARY		Sale of Acquired Property		Bank Stock Taxes	6,112,652.16
Municipal Courts	14,672,805.30	Other Miscellaneous Revenues		Added and Omitted Taxes	26,998,008.23
PUBLIC SAFETY		Total		Total Taxes Levied - ABSTRACT	3,031,283,176.85
Fire Protection	142,063,017.84	Prior Years Surplus Appropriated		Total Taxes Billed	3,029,408,635.17
Police Protection	336,927,918.42	REVENUES		1975 TAXES COLLECTED	2,853,776,162.56
Civil Defense & Disaster Control	1,742,524.43	Reserve For Uncollected Taxes		1975 Taxes Cancelled, Abated or Adjusted	21,196,861.60
Environmental Inspection & Control	14,964,855.20	CAPITAL OUTLAY		Transfer to Tax Title Liens or Foreclosed	15,951,433.52
Other Public Safety	1,761,399.13	TOTAL		Balance Outstanding Dec. 31, 1975	145,052,460.91
PUBLIC WORKS		Public Enterprises		PRIOR YEARS TAXES OUTSTANDING	
Streets and Drainage	159,389,625.44	Recreation—Culture		Balance January 1, 1975	151,689,870.67
Sewers and Sewage Processing	49,083,747.80	Public Works		Collected in 1975	100,918,948.84
Garbage and Trash Disposal	70,917,354.52	Buildings and Grounds		Cancelled, Abated or Adjusted 1975	3,817,239.73
Public Buildings and Grounds	46,781,218.10	Library and Education		Transfers to Tax Title Liens or Foreclosed	6,484,815.61
Other Public Works	12,647,134.30	Conservation		Balance December 31, 1975	40,468,866.49
HEALTH and WELFARE		All Other		TAX TITLE LIENS OUTSTANDING	
Health Services Except Environmental	33,149,093.87	CAPITAL DEBT AUTHORIZED, DECEMBER 31, 1975		Balance January 1, 1975	67,531,664.12
Welfare-Public Assistance	15,497,304.80	ISSUED AND UNISSUED		Transfer From Taxes	23,296,075.41
Hospitals, Clinics, First Aid	6,848,015.31	GROSS DEBT		Redeemed in 1975	15,793,301.52
Animal, Insect, & Rodent Control	2,652,092.05	NET DEBT		Cancelled, Abated or Adjusted (1975)	669,612.44
Other Welfare Services	569,682.99	SCHOOL		Transfers to Foreclosed Property	1,922,714.44
RECREATION and CONSERVATION		Self-liquidating		Balance December 31, 1975	72,442,111.13
Beaches and Boardwalks	5,292,653.63	Other		PROPERTY ACQUIRED BY DEED OR	
Parks, Playgrounds, Shade Trees	31,645,363.88	Total		FORECLOSURE	
Land Reclamation & Conservation	2,182,423.86	ISSUED AND OUTSTANDING		Balance January 1, 1975	104,440,432.18
Other Recreational Services	22,755,689.17	SCHOOL		Transfers From Taxes or Liens	2,040,038.01
EDUCATION (excluding schools)		Self-liquidating		Sale for Cash (1975)	2,899,721.60
Libraries	37,516,707.18	Other		Cancelled, Abated or Adjusted (1975)	1,502,630.94
Other Educational Services	19,719,455.65	Total		Balance December 31, 1975	102,078,117.65
STATUTORY EXPENDITURES		EQUALIZED VALUATION BASIS		CURRENT FINANCES DECEMBER 31, 1975	
Pensions & F. I. C. A.	97,346,987.09	FOR NET DEBT COMPUTATION		ASSETS	
Employee Fringe Benefits	22,937,060.27	REAL PROPERTY VALUATIONS		Cash Dec. 31, 1975	600,183,794.96
Other Statutory Expenditures		Code Class # of Parcels % VAL'N		Taxes Receivable	185,521,327.40
CETA And Other Public Employment Programs	92,082,733.67	ASSESSED VALUATION		Tax Title Liens	72,442,111.13
MUNICIPAL FUNCTIONS		1 Vacant Land 388,850 4.60		Foreclosed Property	102,078,117.65
CAPITAL IMPROVEMENTS *MEMO	17,028,988.68	2 Residential 1,644,607 62.68		Emergencies & Other Deferred Charges	51,501,708.57
DEBT SERVICE		3 Farm 49,550 1.39		State and Federal Aid Receivable	39,714,665.81
Principal Payments	67,412,253.48	4a Commercial 110,415 14.48		Other Receivables	42,025,281.30
Interest Payments	61,210,707.47	4b Industrial 17,593 10.78		Total	1,093,467,006.82
*TYPE I SCHL DBT MEMO	41,437,683.11	4c Apartments 21,000 6.07		LIABILITIES, RESERVES, AND SURPLUS	
DEFERRED CHARGES	56,405,816.95	Total		Cash Liabilities	395,720,552.01
SCHOOL, COUNTY, SPECIAL DISTRICT TAXES	2,327,565,904.06	Land Area 7487.32 Sq. Miles		Reserves for Receivables	401,843,085.81
RESERVE FOR UNCOLLECTED TAXES	208,686,792.85	Net Valuation Taxable-Municipal		Surplus Dec. 31, 1975	295,903,369.00
EXPENDITURES		Net Valuation Taxable-County		Total	1,093,467,006.82
TOTAL	4,194,727,698.08	State Equalized Valuation			
		State Equalization Ratio			

0199

Population 1970 **175,770**
 Population 1975 **179,705**
 S & P Rating
 Moody Rating

General Tax Rate Per \$100.

State Equalized Tax Rate

SUMMARY ATLANTIC COUNTY MUNICIPALITIES

PER CAPITA:

Gross Debt **461.99**
 Net Debt **190.92**
 Debt Service **22.01**
 Total Tax Levy **407.92**
 Municipal Expenditures **335.82**

PER CENT:

Gross Debt **4.47**
 Net Debt **1.85**
 Tax Levy Collected **89.14**
 Tax Levy Cancelled, Abated
 or Adjusted **1.15**

EXPENDITURES		REVENUES-REALIZED		1975 PROPERTY TAX	
GENERAL GOVERNMENT				STATE EQUALIZED TAX RATE	
Governing Body & Public Boards	18,250.00	1975 Property Taxes Collected	65,466,284.96	Local District School Taxes	22,907,998.55
Municipal Clerk	123,397.91	1975 Payments in Lieu of Taxes	373,266.00	Regional & Consolidated School Tax	6,950,644.65
Financial Administration	674,392.48	Delinquent Tax & Lien Collections	5,447,048.73	School Taxes in Municipal Budget	698,800.70
Assessment of Taxes	516,449.84	Business Personalty Replacement Taxes	2,175,634.30	County Taxes	17,420,628.16
Collection of Taxes	783,825.06	Taxes from Public Utilities	7,179,623.60	County Library Taxes	223,122.00
Planning, Housing & Development	283,344.59	Other Miscellaneous Tax Revenues	6,548.01	Local Municipal Purpose Taxes	24,049,690.11
Human Resources	1,812,479.78	State Aid Revenues	2,903,975.39	Veteran & Senior Citizen Taxes	1,179,530.00
Elections	43,378.23	Federal Aid Revenues	977,387.32	Total Taxes for Rate Computation	73,430,414.17
General Administration (other)	4,117,220.79	State and Local Fiscal Assistance Act Utilized	2,814,313.83	Special District Taxes	94,725.00
JUDICIARY		Sale of Acquired Property	294,518.62	Bank Stock Taxes	158,645.64
Municipal Courts	552,147.31	Other Miscellaneous Revenues	8,565,698.78	Added and Omitted Taxes	801,749.06
PUBLIC SAFETY		Total	96,204,299.54	Total Taxes Levied - ABSTRACT	73,306,003.87
Fire Protection	5,690,864.29	Prior Years Surplus Appropriated	6,321,963.29	Total Taxes Billed	73,443,830.74
Police Protection	9,211,698.39	REVENUES	102,526,262.83	1975 TAXES COLLECTED	65,466,284.96
Civil Defense & Disaster Control	77,819.95	Reserve For Uncollected Taxes	8,567,289.43	1975 Taxes Cancelled, Abated or Adjusted	843,404.31
Environmental Inspection & Control	749,116.91	CAPITAL OUTLAY	10,153,834.76	Transfer to Tax Title Liens or Foreclosed	1,619,057.67
Other Public Safety	30,855.81	Total		Balance Outstanding Dec. 31, 1975	5,515,083.80
PUBLIC WORKS				PRIOR YEARS TAXES OUTSTANDING	
Streets and Drainage	4,557,312.78	Public Enterprises	568,253.19	Balance January 1, 1975	6,400,178.48
Sewers and Sewage Processing	1,915,406.43	Recreation—Culture	19,972.97	Collected in 1975	4,520,479.49
Garbage and Trash Disposal	1,994,156.74	Public Works	4,497,425.15	Cancelled, Abated or Adjusted 1975	5,886.74
Public Buildings and Grounds	2,587,871.48	Buildings and Grounds	1,235,591.19	Transfers to Tax Title Liens or Foreclosed	713,659.15
Other Public Works	245,467.36	Library and Education	3,832,592.26	Balance December 31, 1975	1,160,153.10
HEALTH and WELFARE		Conservation		TAX TITLE LIENS OUTSTANDING	
Health Services Except Environmental	137,668.04	All Other		Balance January 1, 1975	4,156,631.21
Welfare-Public Assistance	415,250.23	CAPITAL DEBT AUTHORIZED, DECEMBER 31, 1975		Transfer From Taxes	2,391,764.38
Hospitals, Clinics, First Aid	126,450.00	ISSUED AND UNISSUED		Redeemed in 1975	926,569.24
Animal, Insect, & Rodent Control	100,133.37	GROSS DEBT		Cancelled, Abated or Adjusted (1975)	45.90
Other Welfare Services	34,165.00	School	31,810,977	Transfers to Foreclosed Property	184,463.02
RECREATION and CONSERVATION		Self-liquidating	6,131,369	Balance December 31, 1975	5,437,317.43
Beaches and Boardwalks	1,238,937.89	Other	45,079,943	PROPERTY ACQUIRED BY DEED OR	
Parks, Playgrounds, Shade Trees	925,411.28	Total	83,022,289	FORECLOSURE	
Land Reclamation & Conservation	16,275.00	ISSUED AND OUTSTANDING		Balance January 1, 1975	4,474,048.04
Other Recreational Services	359,816.17	School	31,020,752.00	Transfers From Taxes or Liens	181,996.18
EDUCATION (excluding schools)		Self-Liquidating	6,028,100.00	Sale for Cash (1975)	242,452.62
Libraries	334,002.14	Other	30,269,589.00	Cancelled, Abated or Adjusted (1975)	62,193.84
Other Educational Services	841,465.00	Total	67,318,441.00	Balance December 31, 1975	4,351,397.76
STATUTORY EXPENDITURES		EQUALIZED VALUATION BASIS		CURRENT FINANCES DECEMBER 31, 1975	
Pensions & F. I. C. A.	3,225,038.66	FOR NET DEBT COMPUTATION	1,857,770,316.99	ASSETS:	
Employee Fringe Benefits	994,207.97	REAL PROPERTY VALUATIONS		Cash Dec. 31, 1975	12,157,402.98
Other Statutory Expenditures		Code Class # of Parcels % VAL'N	ASSESSED VALUATION	Taxes Receivable	6,675,236.90
CETA And Other Public Employment Programs	1,233,801.12	1 Vacant Land		Tax Title Liens	5,437,317.43
MUNICIPAL FUNCTIONS	45,968,078.00	2 Residential		Foreclosed Property	4,351,397.76
CAPITAL IMPROVEMENTS	563,400.00	3 Farm		Emergencies & Other Deferred Charges	2,061,320.75
DEBT SERVICE		4a Commercial		State and Federal Aid Receivable	1,194,012.89
Principal Payments	1,731,550.00	4b Industrial		Other Receivables	1,355,165.83
Interest Payments	2,224,175.57	4c Apartments		Total	33,231,854.54
	942,839.20	Total		LIABILITIES, RESERVES, AND SURPLUS	
DEFERRED CHARGES	1,857,804.13	Land Area 566.97 Sq. Miles		Cash Liabilities	8,540,273.07
SCHOOL, COUNTY, SPECIAL DISTRICT TAXES	48,295,919.06	Net Valuation Taxable-Municipal	1,693,162,301.00	Reserves for Receivables	17,819,117.92
RESERVE FOR UNCOLLECTED TAXES	8,567,289.43	Net Valuation Taxable-County	2,039,320,077.00	Surplus Dec. 31, 1975	6,872,463.55
EXPENDITURES	108,644,816.19	State Equalized Valuation	2,125,987,751.00	Total	33,231,854.54
		State Equalization Ratio			

0299

Population 1970 **898,850**
 Population 1975 **911,795**
 S & P Rating
 Moody Rating

General Tax Rate Per \$100.

State Equalized Tax Rate

**SUMMARY
 BERGEN COUNTY
 MUNICIPALITIES**

PER CAPITA:

Gross Debt **440.03**
 Net Debt **226.33**
 Debt Service **17.48**
 Total Tax Levy **450.73**
 Municipal Expenditures **218.91**

PER CENT:

Gross Debt **2.85**
 Net Debt **1.46**
 Tax Levy Collected **96.53**
 Tax Levy Cancelled, Abated
 or Adjusted **0.37**

EXPENDITURES		REVENUES-REALIZED		1975 PROPERTY TAX	
GENERAL GOVERNMENT				STATE EQUALIZED TAX RATE	
Governing Body & Public Boards	213,650.00	1975 Property Taxes Collected	397,361,614.09	Local District School Taxes	215,423,218.32
Municipal Clerk	532,140.30	1975 Payments in Lieu of Taxes	826,968.34	Regional & Consolidated School Tax	32,944,291.89
Financial Administration	1,251,925.18	Delinquent Tax & Lien Collections	9,784,177.19	School Taxes in Municipal Budget	1,802,493.00
Assessment of Taxes	1,771,034.73	Business Personalty Replacement Taxes	12,005,921.14	County Taxes	58,344,920.09
Collection of Taxes	2,024,158.40	Taxes from Public Utilities	27,412,171.15	County Library Taxes	
Planning, Housing & Development	928,995.92	Other Miscellaneous Tax Revenues	475,517.76	Local Municipal Purpose Taxes	99,322,825.50
Human Resources	416,919.17	State Aid Revenues	1,150,708.40	Veteran & Senior Citizen Taxes	4,961,580.00
Elections	101,827.76	Federal Aid Revenues	4,559,409.83	Total Taxes for Rate Computation	412,799,328.80
General Administration (other)	13,629,076.14	State and Local Fiscal Assistance Act Utilized	8,200,955.64	Special District Taxes	
JUDICIARY		Sale of Acquired Property	462,243.95	Bank Stock Taxes	874,999.46
Municipal Courts	1,394,652.97	Other Miscellaneous Revenues	16,807,689.06	Added and Omitted Taxes	2,264,545.46
PUBLIC SAFETY		Total	479,047,376.55	Total Taxes Levied - ABSTRACT	410,977,293.72
Fire Protection	11,056,838.50	Prior Years Surplus Appropriated	26,724,611.34	Total Taxes Billed	411,649,823.26
Police Protection	40,881,096.98	REVENUES TOTAL	505,771,987.89	1975 TAXES COLLECTED	397,361,614.09
Civil Defense & Disaster Control	221,482.07	Reserve For Uncollected Taxes	18,189,939.71	1975 Taxes Cancelled, Abated or Adjusted	1,538,450.01
Environmental Inspection & Control	1,538,351.47	CAPITAL OUTLAY TOTAL	29,776,282.75	Transfer to Tax Title Liens or Foreclosed	830,652.91
Other Public Safety	143,140.58			Balance Outstanding Dec. 31, 1975	11,919,081.61
PUBLIC WORKS				PRIOR YEARS TAXES OUTSTANDING	
Streets and Drainage	20,318,197.12	Public Enterprises	2,030,719.54	Balance January 1, 1975	12,195,766.63
Sewers and Sewage Processing	9,649,064.07	Recreation—Culture	826,073.42	Collected in 1975	8,893,039.80
Garbage and Trash Disposal	10,988,845.03	Public Works	12,361,584.15	Cancelled, Abated or Adjusted 1975	200,135.75
Public Buildings and Grounds	5,509,326.13	Buildings and Grounds	13,836,495.96	Transfers to Tax Title Liens or Foreclosed	372,941.63
Other Public Works	1,215,637.26	Library and Education	721,409.68	Balance December 31, 1975	2,729,649.45
HEALTH and WELFARE		Conservation		TAX TITLE LIENS OUTSTANDING	
Health Services Except Environmental	2,964,303.57	All Other		Balance January 1, 1975	1,665,951.44
Welfare-Public Assistance	503,811.98	CAPITAL DEBT AUTHORIZED, DECEMBER 31, 1975		Transfer From Taxes	1,543,194.90
Hospitals, Clinics, First Aid	138,479.00	ISSUED AND UNISSUED		Redeemed in 1975	891,137.92
Animal, Insect, & Rodent Control	70,788.71	School	167,171,248	Cancelled, Abated or Adjusted (1975)	7,392.87
Other Welfare Services	10,200.00	Self-liquidating	26,763,894	Transfers to Foreclosed Property	14,013.81
RECREATION and CONSERVATION		Other	207,284,388	Balance December 31, 1975	2,296,601.74
Beaches and Boardwalks	5,100.00	Total	401,219,530	PROPERTY ACQUIRED BY DEED OR	
Parks, Playgrounds, Shade Trees	4,094,835.53	ISSUED AND OUTSTANDING		FORECLOSURE	
Land Reclamation & Conservation	126,743.73	School	163,248,979.00	Balance January 1, 1975	14,829,140.91
Other Recreational Services	3,186,850.50	Self-Liquidating	25,351,961.00	Transfers From Taxes or Liens	15,296.94
EDUCATION (excluding schools)		Other	174,950,873.00	Sale for Cash (1975)	373,643.95
Libraries	6,269,600.17	Total	363,551,813.00	Cancelled, Abated or Adjusted (1975)	130,286.05
Other Educational Services	2,500,231.66	EQUALIZED VALUATION BASIS		Balance December 31, 1975	14,340,507.85
STATUTORY EXPENDITURES		FOR NET DEBT COMPUTATION	14,093,426,458.65	CURRENT FINANCES DECEMBER 31, 1975	
Pensions & F. I. C. A.	9,640,688.58	REAL PROPERTY VALUATIONS		ASSETS	
Employee Fringe Benefits	2,640,407.61	Code Class # of Parcels % VAL'N	ASSESSED VALUATION	Cash Dec. 31, 1975	69,698,404.75
Other Statutory Expenditures		1 Vacant Land		Taxes Receivable	14,648,749.06
CETA And Other Public Employment Programs	4,229,425.84	2 Residential		Tax Title Liens	2,296,601.74
MUNICIPAL FUNCTIONS TOTAL	160,167,826.66	3 Farm		Foreclosed Property	14,340,507.85
CAPITAL IMPROVEMENTS	2,023,746.47	4a Commercial		Emergencies & Other Deferred Charges	4,237,883.26
DEBT SERVICE		4b Industrial		State and Federal Aid Receivable	1,350,596.69
Principal Payments	7,454,078.08	4c Apartments		Other Receivables	1,634,840.25
Interest Payments	8,487,490.72	Total		Total	108,207,583.60
DEFERRED CHARGES	5,297,953.63	Land Area 234.57 Sq. Miles		LIABILITIES, RESERVES, AND SURPLUS	
SCHOOL, COUNTY, SPECIAL DISTRICT TAXES	308,514,923.30	Net Valuation Taxable-Municipal	11,055,720,416.00	Cash Liabilities	38,011,020.89
RESERVE FOR UNCOLLECTED TAXES	18,189,939.71	Net Valuation Taxable-County	15,047,801,108.00	Reserves for Receivables	32,886,798.90
EXPENDITURES TOTAL	508,112,212.10	State Equalized Valuation	15,579,095,557.00	Surplus Dec. 31, 1975	37,309,763.81
		State Equalization Ratio		Total	108,207,583.60

(See Page 15)

0399

Population 1970 **324,625**
 Population 1975 **326,770**
 S & P Rating
 Moody Rating

General Tax Rate Per \$100.

State Equalized Tax Rate

SUMMARY
BURLINGTON COUNTY
MUNICIPALITIES

PER CAPITA:

Grass Debt **420.22**
 Net Debt **120.58**
 Debt Service **8.18**
 Total Tax Levy **325.53**
 Municipal Expenditures **161.03**

PER CENT:

Grass Debt **4.37**
 Net Debt **1.25**
 Tax Levy Collected **97.79**
 Tax Levy Cancelled, Abated
 or Adjusted **0.95**

EXPENDITURES		REVENUES-REALIZED		1975 PROPERTY TAX	
GENERAL GOVERNMENT				STATE EQUALIZED TAX RATE →	
Governing Body & Public Boards	99,118.00	1975 Property Taxes Collected	99,057,450.45	Local District School Taxes	59,963,618.67
Municipal Clerk	204,849.00	1975 Payments in Lieu of Taxes	59,587.07	Regional & Consolidated School Tax	9,653,962.06
Financial Administration	663,190.58	Delinquent Tax & Lien Collections	5,189,761.41	School Taxes in Municipal Budget	227,904.60
Assessment of Taxes	479,936.54	Business Personalty Replacement Taxes	3,015,905.99	County Taxes	20,355,499.16
Collection of Taxes	655,668.77	Taxes from Public Utilities	14,130,762.40	County Library Taxes	640,000.00
Planning, Housing & Development	542,495.42	Other Miscellaneous Tax Revenues	16,562.50	Local Municipal Purpose Taxes	12,751,632.39
Human Resources	7,850.00	State Aid Revenues	395,813.15	Veteran & Senior Citizen Taxes	1,698,800.00
Elections	7,950.00	Federal Aid Revenues	2,463,891.70	Total Taxes for Rate Computation	105,291,416.88
General Administration (other)	4,116,245.16	State and Local Fiscal Assistance Act Utilized	3,573,590.57	Special District Taxes	610,573.45
JUDICIARY		Sale of Acquired Property	109,106.52	Bank Stock Taxes	194,092.04
Municipal Courts	670,024.47	Other Miscellaneous Revenues	6,510,272.86	Added and Omitted Taxes	1,975,425.47
PUBLIC SAFETY		Total	134,522,704.62	Total Taxes Levied - ABSTRACT	106,372,707.84
Fire Protection	1,133,254.07	Prior Years Surplus Appropriated	9,783,794.28	Total Taxes Billed	101,292,309.19
Police Protection	9,665,485.75	REVENUES	144,306,498.90	1975 TAXES COLLECTED	99,057,450.45
Civil Defense & Disaster Control	46,723.36	Reserve For Uncollected Taxes	7,893,124.46	1975 Taxes Cancelled, Abated or Adjusted	959,445.92
Environmental Inspection & Control	392,454.55	CAPITAL OUTLAY	8,668,120.62	Transfer to Tax Title Liens or Foreclosed	511,813.30
Other Public Safety	8,900.00	TOTAL	8,668,120.62	Balance Outstanding Dec. 31, 1975	6,109,521.50
PUBLIC WORKS				PRIOR YEARS TAXES OUTSTANDING	
Streets and Drainage	6,839,145.44	Public Enterprises	1,946,140.28	Balance January 1, 1975	5,532,964.55
Sewers and Sewage Processing	490,042.27	Recreation—Culture	2,648,882.32	Collected in 1975	4,695,451.62
Garbage and Trash Disposal	2,817,518.70	Public Works	1,742,455.67	Cancelled, Abated or Adjusted 1975	151,676.90
Public Buildings and Grounds	1,698,618.84	Buildings and Grounds	1,681,188.34	Transfers to Tax Title Liens or Foreclosed	284,809.51
Other Public Works	642,190.00	Library and Education	649,454.01	Balance December 31, 1975	401,026.52
HEALTH and WELFARE		Conservation		TAX TITLE LIENS OUTSTANDING	
Health Services Except Environmental	179,872.94	All Other		Balance January 1, 1975	1,114,845.81
Welfare-Public Assistance	171,353.02	CAPITAL DEBT AUTHORIZED, DECEMBER 31, 1975		Transfer From Taxes	825,795.13
Hospitals, Clinics, First Aid	2,000.00	ISSUED AND UNISSUED		Redeemed in 1975	494,229.79
Animal, Insect, & Rodent Control	25,555.00	GROSS DEBT		Cancelled, Abated or Adjusted (1975)	6,108.36
Other Welfare Services	13,750.00	School	89,554,249	Transfers to Foreclosed Property	44,975.40
RECREATION and CONSERVATION		Self-Liquidating	20,872,798	Balance December 31, 1975	1,395,327.39
Beaches and Boardwalks	1,400.00	Other	26,888,448	PROPERTY ACQUIRED BY DEED OR	
Parks, Playgrounds, Shade Trees	733,663.65	Total	137,315,495	FORECLOSURE	
Land Reclamation & Conservation	254,315.16	ISSUED AND OUTSTANDING		Balance January 1, 1975	1,445,397.14
Other Recreational Services	958,449.58	School	88,364,823.00	Transfers From Taxes or Liens	45,754.99
EDUCATION (excluding schools)		Self-Liquidating	18,797,375.00	Sale for Cash (1975)	109,106.52
Libraries	792,596.00	Other	23,090,648.00	Cancelled, Abated or Adjusted (1975)	26,005.34
Other Educational Services	1,046,928.25	Total	130,252,846.00	Balance December 31, 1975	1,356,040.27
STATUTORY EXPENDITURES		EQUALIZED VALUATION BASIS		CURRENT FINANCES DECEMBER 31, 1975	
Pensions & F. I. C. A.	1,772,935.54	FOR NET DEBT COMPUTATION	3,140,685,840.00	ASSETS	
Employee Fringe Benefits	569,890.14	REAL PROPERTY VALUATIONS		Cash Dec. 31, 1975	43,922,381.74
Other Statutory Expenditures		Code Class # of Parcels % VAL'N	ASSESSED VALUATION	Taxes Receivable	6,510,548.02
CETA And Other Public Employment Programs	2,841,714.23	1 Vacant Land		Tax Title Liens	1,395,327.39
MUNICIPAL FUNCTIONS		2 Residential		Foreclosed Property	1,356,040.27
CAPITAL IMPROVEMENTS	764,270.96	3 Farm		Emergencies & Other Deferred Charges	1,255,282.73
DEBT SERVICE		4a Commercial (See Page 17)		State and Federal Aid Receivable	812,891.21
Principal Payments	1,492,131.20	4b Industrial		Other Receivables	804,938.50
Interest Payments	1,179,579.50	4c Apartments		Total	56,057,409.86
	485,017.10	Total		LIABILITIES, RESERVES, AND SURPLUS	
DEFERRED CHARGES	1,509,620.67	Land Area 817.64 Sq. Miles		Cash Liabilities	32,214,022.26
SCHOOL, COUNTY, SPECIAL DISTRICT TAXES	91,451,557.94	Net Valuation Taxable-Municipal	2,957,212,867.00	Reserves for Receivables	9,975,270.63
RESERVE FOR UNCOLLECTED TAXES	7,893,124.46	Net Valuation Taxable-County	3,419,508,852.00	Surplus Dec. 31, 1975	13,868,116.97
EXPENDITURES	144,072,098.20	State Equalized Valuation	3,648,312,713.00	Total	56,057,409.86
		State Equalization Ratio			

0499

Population 1970 **457,580**
 Population 1975 **487,310**
 S & P Rating
 Moody Rating

General Tax Rate Per \$100.

State Equalized Tax Rate

**SUMMARY
 CAMDEN COUNTY
 MUNICIPALITIES**

PER CAPITA:

Gross Debt **357.34**
 Net Debt **101.72**
 Debt Service **5.48**
 Total Tax Levy **344.16**
 Municipal Expenditures **180.82**

PER CENT:

Gross Debt **4.19**
 Net Debt **1.19**
 Tax Levy Collected **91.79**
 Tax Levy Cancelled, Abated
 or Adjusted **2.30**

EXPENDITURES		REVENUES-REALIZED		1975 PROPERTY TAX	
GENERAL GOVERNMENT				STATE EQUALIZED TAX RATE	
Governing Body & Public Boards	349,127.34	1975 Property Taxes Collected	154,403,458.88	Local District School Taxes	77,220,245.11
Municipal Clerk	226,404.57	1975 Payments in Lieu of Taxes	656,577.07	Regional & Consolidated School Tax	9,505,709.89
Financial Administration	856,400.85	Delinquent Tax & Lien Collections	5,735,858.76	School Taxes in Municipal Budget	
Assessment of Taxes	924,363.59	Business Personalty Replacement Taxes	6,121,302.38	County Taxes	48,669,216.86
Collection of Taxes	902,113.73	Taxes from Public Utilities	12,914,811.57	County Library Taxes	429,000.00
Planning, Housing & Development	697,976.49	Other Miscellaneous Tax Revenues	84,452.24	Local Municipal Purpose Taxes	27,078,400.51
Human Resources	2,528,424.66	State Aid Revenues	5,904,129.81	Veteran & Senior Citizen Taxes	2,667,515.00
Elections	131,202.38	Federal Aid Revenues	6,633,949.96	Total Taxes for Rate Computation	165,570,087.37
General Administration (other)	5,817,649.41	State and Local Fiscal Assistance Act Utilized	5,213,219.07	Special District Taxes	1,769,569.75
JUDICIARY		Sale of Acquired Property	139,886.48	Bank Stock Taxes	348,333.97
Municipal Courts	860,722.29	Other Miscellaneous Revenues	11,795,629.90	Added and Omitted Taxes	2,690,637.67
PUBLIC SAFETY		Total	209,603,876.12	Total Taxes Levied - ABSTRACT	167,711,113.76
Fire Protection	6,410,125.69	Prior Years Surplus Appropriated	9,897,156.00	Total Taxes Billed	168,213,310.34
Police Protection	18,854,363.89	REVENUES	219,501,032.12	1975 TAXES COLLECTED	154,403,458.88
Civil Defense & Disaster Control	60,045.77	Reserve For Uncollected Taxes	11,664,103.54	1975 Taxes Cancelled, Abated or Adjusted	3,863,922.12
Environmental Inspection & Control	585,287.42			Transfer to Tax Title Liens or Foreclosed	2,034,513.84
Other Public Safety	92,009.99	CAPITAL OUTLAY	7,325,910.04	Balance Outstanding Dec. 31, 1975	7,911,414.87
PUBLIC WORKS		TOTAL		PRIOR YEARS TAXES OUTSTANDING	
Streets and Drainage	8,348,039.53	Public Enterprises	953,077.41	Balance January 1, 1975	6,396,813.06
Sewers and Sewage Processing	937,484.94	Recreation—Culture	338,740.61	Collected in 1975	4,886,521.10
Garbage and Trash Disposal	3,345,675.73	Public Works	4,162,300.26	Cancelled, Abated or Adjusted 1975	209,911.94
Public Buildings and Grounds	2,584,899.31	Buildings and Grounds	1,807,117.02	Transfers to Tax Title Liens or Foreclosed	526,256.58
Other Public Works	499,830.00	Library and Education	64,674.74	Balance December 31, 1975	774,123.44
HEALTH and WELFARE		Conservation		TAX TITLE LIENS OUTSTANDING	
Health Services Except Environmental	393,795.01	All Other		Balance January 1, 1975	6,243,496.67
Welfare-Public Assistance	553,362.02	CAPITAL DEBT AUTHORIZED, DECEMBER 31, 1975		Transfer From Taxes	2,578,525.98
Hospitals, Clinics, First Aid	66,194.00	ISSUED AND UNISSUED		Redeemed in 1975	849,337.66
Animal, Insect, & Rodent Control	213,872.76	GROSS DEBT		Cancelled, Abated or Adjusted (1975)	411,463.72
Other Welfare Services		NET DEBT		Transfers to Foreclosed Property	49,535.06
RECREATION and CONSERVATION		School	101,124,832	Balance December 31, 1975	7,511,686.21
Beaches and Boardwalks		Self-liquidating	30,002,131	PROPERTY ACQUIRED BY DEED OR	
Parks, Playgrounds, Shade Trees	1,116,714.06	Other	43,006,043	FORECLOSURE	
Land Reclamation & Conservation	16,503.00	Total	174,133,006	Balance January 1, 1975	4,252,729.56
Other Recreational Services	682,597.17	ISSUED AND OUTSTANDING		Transfers From Taxes or Liens	8,830.18
EDUCATION (excluding schools)		School	88,853,999.00	Sale for Cash (1975)	139,886.48
Libraries	1,352,979.13	Self-Liquidating	24,181,200.00	Cancelled, Abated or Adjusted (1975)	246,443.34
Other Educational Services	212,029.71	Other	31,792,520.00	Balance December 31, 1975	3,875,229.92
STATUTORY EXPENDITURES		Total	144,827,719.00	CURRENT FINANCES DECEMBER 31, 1975	
Pensions & F. I. C. A.	4,236,278.98	EQUALIZED VALUATION BASIS		ASSETS	
Employee Fringe Benefits	1,448,223.46	FOR NET DEBT COMPUTATION	4,152,105,475.03	Cash Dec. 31, 1975	21,801,206.19
Other Statutory Expenditures		REAL PROPERTY VALUATIONS		Taxes Receivable	8,685,538.94
CETA And Other-Public Employment Programs	6,636,256.50	Code Class # of Parcels % VAL'N	ASSESSED VALUATION	Tax Title Liens	7,511,686.21
MUNICIPAL FUNCTIONS		1 Vacant Land		Foreclosed Property	3,875,229.92
CAPITAL IMPROVEMENTS	615,190.00	2 Residential		Emergencies & Other Deferred Charges	2,343,149.94
DEBT SERVICE		3 Farm		State and Federal Aid Receivable	1,441,597.99
Principal Payments	1,423,130.35	4a Commercial (See Page 19)		Other Receivables	2,201,504.14
Interest Payments	1,245,213.40	4b Industrial		Total	47,859,913.33
		4c Apartments		LIABILITIES, RESERVES, AND SURPLUS	
DEFERRED CHARGES	1,842,978.17	Total		Cash Liabilities	14,363,658.84
SCHOOL, COUNTY, SPECIAL DISTRICT TAXES	137,593,741.61	Land Area 222.01 Sq. Miles		Reserves for Receivables	22,272,595.21
RESERVE FOR UNCOLLECTED TAXES	11,664,103.54	Net Valuation Taxable-Municipal	3,599,917,902.00	Surplus Dec. 31, 1975	11,223,659.28
EXPENDITURES	225,710,120.45	Net Valuation Taxable-County	4,514,982,965.00	Total	47,859,913.33
		State Equalized Valuation	4,791,354,471.00		
		State Equalization Ratio			

0599

Population 1970 **59,785**
 Population 1975 **64,295**
 S & P Rating
 Moody Rating

General Tax Rate Per \$100.

State Equalized Tax Rate

SUMMARY
CAPE MAY COUNTY
MUNICIPALITIES

PER CAPITA:

Gross Debt **687.10**
 Net Debt **303.54**
 Debt Service **37.32**
 Total Tax Levy **617.29**
 Municipal Expenditures **508.28**

PER CENT:

Gross Debt **2 45**
 Net Debt **1.08**
 Tax Levy Collected **90.53**
 Tax Levy Cancelled, Abated
 or Adjusted **0.62**

EXPENDITURES		REVENUES-REALIZED		1975 PROPERTY TAX	
GENERAL GOVERNMENT				STATE EQUALIZED TAX RATE	
Governing Body & Public Boards	60,336.00	1975 Property Taxes Collected	35,925,614.96	Local District School Taxes	12,574,606.79
Municipal Clerk	167,609.21	1975 Payments in Lieu of Taxes	36,429.97	Regional & Consolidated School Tax	2,438,929.00
Financial Administration	467,055.50	Delinquent Tax & Lien Collections	2,769,123.09	School Taxes in Municipal Budget	372,208.25
Assessment of Taxes	321,294.90	Business Personalty Replacement Taxes	879,749.05	County Taxes	8,484,315.89
Collection of Taxes	458,015.57	Taxes from Public Utilities	5,274,142.62	County Library Taxes	357,786.67
Planning, Housing & Development	197,623.65	Other Miscellaneous Tax Revenues	73,521.00	Local Municipal Purpose Taxes	14,531,952.43
Human Resources		State Aid Revenues	236,912.11	Veteran & Senior Citizen Taxes	640,510.00
Elections	20,162.97	Federal Aid Revenues	40,000.00	Total Taxes for Rate Computation	39,400,309.03
General Administration (other)	2,813,302.59	State and Local Fiscal Assistance Act Utilized	1,062,158.25	Special District Taxes	267,039.65
JUDICIARY		Sale of Acquired Property	49,759.00	Bank Stock Taxes	88,039.88
Municipal Courts	315,421.90	Other Miscellaneous Revenues	4,680,970.06	Added and Omitted Taxes	573,557.26
PUBLIC SAFETY		Total	51,028,380.11	Total Taxes Levied - ABSTRACT	39,688,435.82
Fire Protection	1,610,963.92	Prior Years Surplus Appropriated	5,393,822.11	Total Taxes Billed	39,682,537.64
Police Protection	5,181,126.98	REVENUES TOTAL	56,422,202.22	1975 TAXES COLLECTED	35,925,614.96
Civil Defense & Disaster Control	58,489.00	Reserve For Uncollected Taxes	3,379,512.96	1975 Taxes Cancelled, Abated or Adjusted	245,882.90
Environmental Inspection & Control	300,770.25	CAPITAL OUTLAY	3,280,257.55	Transfer to Tax Title Liens or Foreclosed	443,084.26
Other Public Safety				Balance Outstanding Dec. 31, 1975	3,068,526.59
PUBLIC WORKS				PRIOR YEARS TAXES OUTSTANDING	
Streets and Drainage	3,767,149.55	Public Enterprises	900,541.47	Balance January 1, 1975	2,976,899.54
Sewers and Sewage Processing	847,735.13	Recreation—Culture	108,273.95	Collected in 1975	2,605,025.92
Garbage and Trash Disposal	1,468,244.36	Public Works	1,660,472.85	Cancelled, Abated or Adjusted 1975	9,049.79
Public Buildings and Grounds	1,470,858.50	Buildings and Grounds	610,969.28	Transfers to Tax Title Liens or Foreclosed	243,715.22
Other Public Works	224,462.00	Library and Education		Balance December 31, 1975	119,108.61
HEALTH and WELFARE		Conservation		TAX TITLE LIENS OUTSTANDING	
Health Services Except Environmental	101,964.58	All Other		Balance January 1, 1975	664,638.29
Welfare-Public Assistance	48,415.00	CAPITAL DEBT AUTHORIZED, DECEMBER 31, 1975		Transfer From Taxes	722,326.77
Hospitals, Clinics, First Aid	45,217.00	ISSUED AND UNISSUED		Redeemed in 1975	164,097.17
Animal, Insect, & Rodent Control	93,803.13	GROSS DEBT		Cancelled, Abated or Adjusted (1975)	791.47
Other Welfare Services		School	15,640,000	Transfers to Foreclosed Property	35,698.64
RECREATION and CONSERVATION		Self-liquidating	7,901,500	Balance December 31, 1975	1,186,377.78
Beaches and Boardwalks	1,666,269.88	Other	20,635,500	PROPERTY ACQUIRED BY DEED OR	
Parks, Playgrounds, Shade Trees	564,641.25	Total	44,177,000	FORECLOSURE	
Land Reclamation & Conservation	1,779.00	ISSUED AND OUTSTANDING		Balance January 1, 1975	1,426,351.39
Other Recreational Services	506,993.92	School	13,011,000.00	Transfers From Taxes or Liens	35,698.64
EDUCATION (excluding schools)		Self-Liquidating	7,061,500.00	Sale for Cash (1975)	49,759.00
Libraries	138,783.34	Other	17,519,366.00	Cancelled, Abated or Adjusted (1975)	
Other Educational Services	1,419,740.28	Total	37,591,866.00	Balance December 31, 1975	1,412,291.03
STATUTORY EXPENDITURES		EQUALIZED VALUATION BASIS		CURRENT FINANCES DECEMBER 31, 1975	
Pensions & F. I. C. A.	1,461,997.82	FOR NET DEBT COMPUTATION	1,804,390,066.32	ASSETS	
Employee Fringe Benefits	578,662.33	REAL PROPERTY VALUATIONS		Cash Dec. 31, 1975	12,107,175.01
Other Statutory Expenditures		Code Class # of Parcels % VAL'N	ASSESSED VALUATION	Taxes Receivable	3,187,064.13
CETA And Other Public Employment Programs		1 Vacant Land		Tax Title Liens	1,186,377.78
MUNICIPAL FUNCTIONS	26,378,889.51	2 Residential		Foreclosed Property	1,412,291.03
CAPITAL IMPROVEMENTS	338,500.00	3 Farm		Emergencies & Other Deferred Charges	1,203,189.06
DEBT SERVICE		4a Commercial		State and Federal Aid Receivable	387,725.31
Principal Payments	1,505,696.46	4b Industrial (See Page 21)		Other Receivables	540,909.88
Interest Payments	893,714.86	4c Apartments		Total	20,024,732.20
	371,472.25	Total		LIABILITIES, RESERVES, AND SURPLUS	
DEFERRED CHARGES	521,831.42	Land Area 263.37 Sq. Miles		Cash Liabilities	8,084,711.68
SCHOOL, COUNTY, SPECIAL DISTRICT TAXES	24,494,886.25	Net Valuation Taxable-Municipal	1,656,056,808.00	Reserves for Receivables	6,326,642.82
RESERVE FOR UNCOLLECTED TAXES	3,379,512.96	Net Valuation Taxable-County	1,956,751,258.00	Surplus Dec. 31, 1975	5,613,377.70
EXPENDITURES	57,174,531.46	State Equalized Valuation	2,099,337,031.00	Total	20,024,732.20
		State Equalization Ratio			

0699

Population 1970 **121,810**
 Population 1975 **129,070**
 S & P Rating
 Moody Rating

General Tax Rate Per \$100.

State Equalized Tax Rate

SUMMARY
 CUMBERLAND COUNTY
 MUNICIPALITIES

PER CAPITA:

Gross Debt **561.08**
 Net Debt **84.59**
 Debt Service **16.70**
 Total Tax Levy **290.20**
 Municipal Expenditures **177.31**

PER CENT:

Gross Debt **7.82**
 Net Debt **1.18**
 Tax Levy Collected **89.74**
 Tax Levy Cancelled, Abated
 or Adjusted **1.96**

EXPENDITURES		REVENUES-REALIZED		1975 PROPERTY TAX	
GENERAL GOVERNMENT				STATE EQUALIZED TAX RATE	
Governing Body & Public Boards	52,911.00	1975 Property Taxes Collected	33,646,646.98	Local District School Taxes	17,900,300.50
Municipal Clerk	69,842.84	1975 Payments in Lieu of Taxes		Regional & Consolidated School Tax	161,700.00
Financial Administration	288,395.62	Delinquent Tax & Lien Collections	2,435,263.20	School Taxes in Municipal Budget	613,342.85
Assessment of Taxes	296,654.67	Business Personalty Replacement Taxes	1,850,701.47	County Taxes	11,350,896.42
Collection of Taxes	295,445.79	Taxes from Public Utilities	3,203,639.71	County Library Taxes	
Planning, Housing & Development	186,846.09	Other Miscellaneous Tax Revenues	3,523.43	Local Municipal Purpose Taxes	6,800,437.95
Human Resources	476,516.56	State Aid Revenues	2,186,685.88	Veteran & Senior Citizen Taxes	662,770.00
Elections	34,440.61	Federal Aid Revenues	713,949.37	Total Taxes for Rate Computation	37,489,447.72
General Administration (other)	1,962,175.59	State and Local Fiscal Assistance Act Utilized	1,703,613.09	Special District Taxes	279,809.75
JUDICIARY		Sale of Acquired Property	76,880.00	Bank Stock Taxes	87,883.99
Municipal Courts	236,332.45	Other Miscellaneous Revenues	2,904,607.00	Added and Omitted Taxes	261,344.94
PUBLIC SAFETY		Total	48,725,510.13	Total Taxes Levied - ABSTRACT	37,455,716.40
Fire Protection	1,010,986.86	Prior Years Surplus Appropriated	2,744,827.14	Total Taxes Billed	37,493,056.98
Police Protection	3,628,443.46	REVENUES TOTAL	51,470,337.27	1975 TAXES COLLECTED	33,646,646.98
Civil Defense & Disaster Control	32,780.35	Reserve For Uncollected Taxes	3,446,432.51	1975 Taxes Cancelled, Abated or Adjusted	734,365.68
Environmental Inspection & Control	244,386.50	CAPITAL OUTLAY TOTAL	9,249,599.78	Transfer to Tax Title Liens or Foreclosed	241,863.68
Other Public Safety	23,408.61			Balance Outstanding Dec. 31, 1975	2,870,180.64
PUBLIC WORKS				PRIOR YEARS TAXES OUTSTANDING	
Streets and Drainage	2,713,424.13	Public Enterprises	481,349.83	Balance January 1, 1975	2,275,658.11
Sewers and Sewage Processing	4,000.00	Recreation—Culture	2,906.01	Collected in 1975	2,018,016.66
Garbage and Trash Disposal	406,836.44	Public Works	219,226.93	Cancelled, Abated or Adjusted 1975	11,641.34
Public Buildings and Grounds	953,336.28	Buildings and Grounds	323,551.99	Transfers to Tax Title Liens or Foreclosed	77,275.96
Other Public Works	140,599.00	Library and Education	8,222,565.02	Balance December 31, 1975	168,724.15
HEALTH and WELFARE		Conservation		TAX TITLE LIENS OUTSTANDING	
Health Services Except Environmental	469,322.61	All Other		Balance January 1, 1975	953,247.62
Welfare-Public Assistance	94,172.32	CAPITAL DEBT AUTHORIZED, DECEMBER 31, 1975		Transfer From Taxes	330,734.99
Hospitals, Clinics, First Aid	112,016.45	ISSUED AND UNISSUED		Redeemed in 1975	417,246.54
Animal, Insect, & Rodent Control	35,928.18	SCHOOL	40,850,736	Cancelled, Abated or Adjusted (1975)	2,066.93
Other Welfare Services	300.00	Self-liquidating	22,430,000	Transfers to Foreclosed Property	3,895.65
RECREATION and CONSERVATION		Other	9,137,927	Balance December 31, 1975	860,773.49
Beaches and Boardwalks	50.00	Total	72,418,663	PROPERTY ACQUIRED BY DEED OR FORECLOSURE	
Parks, Playgrounds, Shade Trees	405,819.77	ISSUED AND OUTSTANDING		Balance January 1, 1975	595,113.44
Land Reclamation & Conservation	23,539.45	School	20,910,714.00	Transfers From Taxes or Liens	2,920.27
Other Recreational Services	310,988.62	Self-Liquidating	22,216,000.00	Sale for Cash (1975)	76,880.00
EDUCATION (excluding schools)		Other	6,896,000.00	Cancelled, Abated or Adjusted (1975)	500.00
Libraries	402,547.00	Total	50,022,714.00	Balance December 31, 1975	520,653.71
Other Educational Services	59,300.00	EQUALIZED VALUATION BASIS		CURRENT FINANCES DECEMBER 31, 1975	
STATUTORY EXPENDITURES		FOR NET DEBT COMPUTATION	925,598,411.68	ASSETS	
Pensions & F. I. C. A.	842,610.81	REAL PROPERTY VALUATIONS		Cash Dec. 31, 1975	9,487,599.24
Employee Fringe Benefits	204,402.73	Code Class # of Parcels % VAL'N	ASSESSED VALUATION	Taxes Receivable	3,039,880.15
Other Statutory Expenditures		1 Vacant Land		Tax Title Liens	860,773.49
CETA And Other Public Employment Programs	916,236.64	2 Residential		Foreclosed Property	520,653.71
MUNICIPAL FUNCTIONS TOTAL	16,934,997.43	3 Farm		Emergencies & Other Deferred Charges	356,817.84
CAPITAL IMPROVEMENTS	395,500.00	4a Commercial		State and Federal Aid Receivable	725,480.89
DEBT SERVICE		4b Industrial (See Page 23)		Other Receivables	263,617.44
Principal Payments	1,198,700.00	4c Apartments		Total	15,254,822.76
Interest Payments	957,365.07	Total		LIABILITIES, RESERVES, AND SURPLUS	
DEFERRED CHARGES	348,030.25	Land Area 501.73 Sq. Miles		Cash Liabilities	5,497,510.63
SCHOOL, COUNTY, SPECIAL DISTRICT TAXES	30,306,049.52	Net Valuation Taxable-Municipal	943,503,809.00	Reserves for Receivables	4,684,924.79
RESERVE FOR UNCOLLECTED TAXES	3,446,432.51	Net Valuation Taxable-County	1,024,261,208.00	Surplus Dec. 31, 1975	5,072,387.34
EXPENDITURES TOTAL	53,191,574.78	State Equalized Valuation	1,052,904,109.00	Total	15,254,822.76
		State Equalization Ratio			

0799

Population 1970 **933,820**
 Population 1975 **931,525**
 S & P Rating
 Moody Rating

General Tax Rate Per \$100.

State Equalized Tax Rate

SUMMARY ESSEX COUNTY MUNICIPALITIES

PER CAPITA:

Gross Debt **507.82**
 Net Debt **194.93**
 Debt Service **30.30**
 Total Tax Levy **440.79**
 Municipal Expenditures **383.55**

PER CENT:

Gross Debt **6.18**
 Net Debt **2.37**
 Tax Levy Collected **92.52**
 Tax Levy Cancelled, Abated
 or Adjusted **1.14**

EXPENDITURES		REVENUES-REALIZED		1975 PROPERTY TAX	
GENERAL GOVERNMENT				STATE EQUALIZED TAX RATE →	
Governing Body & Public Boards	1,461,362.13	1975 Property Taxes Collected	380,291,786.83	Local District School Taxes	154,414,166.28
Municipal Clerk	1,177,259.57	1975 Payments in Lieu of Taxes	3,963,284.35	Regional & Consolidated School Tax	4,660,576.38
Financial Administration	3,233,715.93	Delinquent Tax & Lien Collections	12,855,156.25	School Taxes in Municipal Budget	7,372,799.21
Assessment of Taxes	1,381,773.44	Business Personalty Replacement Taxes	23,762,118.37	County Taxes	108,153,094.74
Collection of Taxes	1,553,135.13	Taxes from Public Utilities	23,744,048.20	County Library Taxes	
Planning, Housing & Development	5,488,112.04	Other Miscellaneous Tax Revenues	6,361,923.09	Local Municipal Purpose Taxes	133,524,783.13
Human Resources	8,433,646.25	State Aid Revenues	40,219,029.79	Veteran & Senior Citizen Taxes	2,865,705.00
Elections	129,859.20	Federal Aid Revenues	29,731,163.48	Total Taxes for Rate Computation	410,991,124.74
General Administration (other)	16,974,417.21	State and Local Fiscal Assistance Act Utilized	14,358,550.79	Special District Taxes	
JUDICIARY		Sale of Acquired Property	55,401.50	Bank Stock Taxes	1,092,348.58
Municipal Courts	2,069,160.03	Other Miscellaneous Revenues	37,224,537.36	Added and Omitted Taxes	1,392,705.85
PUBLIC SAFETY		Total	572,567,000.01	Total Taxes Levied - ABSTRACT	410,610,474.17
Fire Protection	35,329,874.29	Prior Years Surplus Appropriated	17,683,476.54	Total Taxes Billed	411,044,924.92
Police Protection	64,014,349.22	REVENUES TOTAL	590,250,476.55	1975 TAXES COLLECTED	380,291,786.83
Civil Defense & Disaster Control	264,519.52	Reserve For Uncollected Taxes	34,292,934.86	1975 Taxes Cancelled, Abated or Adjusted	4,692,366.10
Environmental Inspection & Control	2,814,191.99	CAPITAL OUTLAY TOTAL	37,132,143.43	Transfer to Tax Title Liens or Foreclosed	1,315,782.34
Other Public Safety	444,303.99			Balance Outstanding Dec. 31, 1975	24,744,989.65
PUBLIC WORKS				PRIOR YEARS TAXES OUTSTANDING	
Streets and Drainage	13,499,307.54	Public Enterprises	2,322,024.39	Balance January 1, 1975	19,892,388.22
Sewers and Sewage Processing	7,313,393.40	Recreation—Culture	1,389,268.68	Collected in 1975	10,387,463.95
Garbage and Trash Disposal	12,108,893.08	Public Works	11,568,752.29	Cancelled, Abated, or Adjusted 1975	1,258,727.02
Public Buildings and Grounds	7,679,023.88	Buildings and Grounds	4,248,263.28	Transfers to Tax Title Liens or Foreclosed	378,069.97
Other Public Works	3,799,537.78	Library and Education	17,603,834.79	Balance December 31, 1975	1,868,127.28
HEALTH and WELFARE		Conservation		TAX TITLE LIENS OUTSTANDING	
Health Services Except Environmental	10,479,626.84	All Other		Balance January 1, 1975	15,791,566.64
Welfare-Public Assistance	7,410,920.95	CAPITAL DEBT AUTHORIZED, DECEMBER 31, 1975		Transfer From Taxes	1,243,589.56
Hospitals, Clinics, First Aid	780,824.36	ISSUED AND UNISSUED GROSS DEBT		Redeemed in 1975	2,467,226.37
Animal, Insect, & Rodent Control	510,260.00	School	234,463,918	Cancelled, Abated or Adjusted (1975)	33,146.98
Other Welfare Services	325,580.49	Self-liquidating	45,890,552	Transfers to Foreclosed Property	3,158.02
RECREATION and CONSERVATION		Other	192,695,662	Balance December 31, 1975	15,031,624.83
Beaches and Boardwalks	6,634,600.49	Total	473,050,132	PROPERTY ACQUIRED BY DEED OR	
Parks, Playgrounds, Shade Trees	380,701.37	ISSUED AND OUTSTANDING		FORECLOSURE	
Land Reclamation & Conservation	4,603,977.89	School	186,997,184.71	Balance January 1, 1975	21,897,048.48
Other Recreational Services		Self-liquidating	19,409,320.00	Transfers From Taxes or Liens	3,158.02
EDUCATION (excluding schools)		Other	118,657,556.00	Sale for Cash (1975)	55,401.50
Libraries	7,606,533.29	Total	325,064,060.71	Cancelled, Abated, or Adjusted (1975)	41,525.00
Other Educational Services	1,278,168.23	EQUALIZED VALUATION BASIS		Balance December 31, 1975	21,803,280.00
STATUTORY EXPENDITURES		FOR NET DEBT COMPUTATION	7,653,336,944.99	CURRENT FINANCES DECEMBER 31, 1975	
Pensions & F. I. C. A.	20,803,768.78	REAL PROPERTY VALUATIONS		ASSETS	
Employee Fringe Benefits	2,195,911.40	Code Class # of Parcels % VAL'N		Cash Dec. 31, 1975	52,011,569.02
Other Statutory Expenditures		1 Vacant Land		Taxes Receivable	32,613,098.93
CETA And Other Public Employment Programs	26,610,298.31	2 Residential		Tax Title Liens	15,031,624.83
MUNICIPAL FUNCTIONS TOTAL	278,791,008.02	3 Farm		Foreclosed Property	21,803,280.00
CAPITAL IMPROVEMENTS	1,510,809.00	4a Commercial (See Page 25)		Emergencies & Other Deferred Charges	17,223,614.12
DEBT SERVICE		4b Industrial		State and Federal Aid Receivable	15,490,755.16
Principal Payments	14,709,461.77	4c Apartments		Other Receivables	9,676,946.29
Interest Payments	13,519,600.33	Total		Total	163,850,888.35
	14,404,644.83	Land Area 127.44 Sq. Miles		LIABILITIES, RESERVES, AND SURPLUS	
DEFERRED CHARGES	15,970,656.44	Net Valuation Taxable-Municipal	6,373,983,300.00	Cash Liabilities	60,750,810.71
SCHOOL, COUNTY, SPECIAL DISTRICT TAXES	274,600,636.61	Net Valuation Taxable-County	8,324,526,829.00	Reserves for Receivables	79,124,304.05
RESERVE FOR UNCOLLECTED TAXES	34,292,934.86	State Equalized Valuation	8,266,025,506.00	Surplus Dec. 31, 1975	23,975,773.59
EXPENDITURES TOTAL	631,884,318.03	State Equalization Ratio		Total	163,850,888.35

0899

Population 1970 **173,285**
 Population 1975 **183,810**
 S & P Rating
 Moody Rating

General Tax Rate Per \$100.

State Equalized Tax Rate

**SUMMARY
 GLOUCESTER COUNTY
 MUNICIPALITIES**

PER CAPITA:

Gross Debt **269.06**
 Net Debt **60.14**
 Debt Service **3.04**
 Total Tax Levy **309.78**
 Municipal Expenditures **147.59**

PER CENT:

Gross Debt **2.69**
 Net Debt **0.60**
 Tax Levy Collected **93.55**
 Tax Levy Cancelled, Abated
 or Adjusted **0.44**

EXPENDITURES		REVENUES-REALIZED		1975 PROPERTY TAX	
GENERAL GOVERNMENT				STATE EQUALIZED TAX RATE →	
Governing Body & Public Boards	113,925.00	1975 Property Taxes Collected	53,344,079.87	Local District School Taxes	32,338,822.02
Municipal Clerk	167,116.91	1975 Payments in Lieu of Taxes	24,804.05	Regional & Consolidated School Tax	4,403,998.39
Financial Administration	375,508.44	Delinquent Tax & Lien Collections	2,888,409.75	School Taxes in Municipal Budget	33,210.50
Assessment of Taxes	471,756.19	Business Personalty Replacement Taxes	1,728,419.38	County Taxes	11,715,465.22
Collection of Taxes	395,478.21	Taxes from Public Utilities	5,906,213.56	County Library Taxes	
Planning, Housing & Development	335,410.99	Other Miscellaneous Tax Revenues		Local Municipal Purpose Taxes	6,537,232.98
Human Resources	55,323.00	State Aid Revenues	329,336.92	Veteran & Senior Citizen Taxes	1,059,640.00
Elections	41,461.66	Federal Aid Revenues	1,376,456.13	Total Taxes for Rate Computation	56,088,369.11
General Administration (other)	1,917,339.12	State and Local Fiscal Assistance Act Utilized	2,295,201.58	Special District Taxes	448,451.00
JUDICIARY		Sale of Acquired Property	167,786.50	Bank Stock Taxes	124,534.76
Municipal Courts	403,958.26	Other Miscellaneous Revenues	2,989,551.66	Added and Omitted Taxes	1,338,411.82
PUBLIC SAFETY		Total	71,050,259.40	Total Taxes Levied - ABSTRACT	56,940,126.69
Fire Protection	661,313.25	Prior Years Surplus Appropriated	5,555,839.72	Total Taxes Billed	57,022,568.91
Police Protection	5,517,481.15	REVENUES TOTAL	76,606,099.12	1975 TAXES COLLECTED	53,344,079.87
Civil Defense & Disaster Control	36,883.61	Reserve For Uncollected Taxes	3,536,242.10	1975 Taxes Cancelled, Abated or Adjusted	249,357.19
Environmental Inspection & Control	245,255.51			Transfer to Tax Title Liens or Foreclosed	117,705.37
Other Public Safety	73,300.00	CAPITAL OUTLAY TOTAL	3,704,491.20	Balance Outstanding Dec. 31, 1975	3,311,426.48
PUBLIC WORKS				PRIOR YEARS TAXES OUTSTANDING	
Streets and Drainage	4,704,453.64	Public Enterprises	595,620.35	Balance January 1, 1975	3,068,503.16
Sewers and Sewage Processing	298,128.50	Recreation—Culture	183,376.69	Collected in 1975	2,645,285.47
Garbage and Trash Disposal	1,263,792.88	Public Works	819,571.87	Cancelled, Abated or Adjusted 1975	27,617.46
Public Buildings and Grounds	776,371.72	Buildings and Grounds	2,098,326.61	Transfers to Tax Title Liens or Foreclosed	48,218.88
Other Public Works	103,000.00	Library and Education	7,595.68	Balance December 31, 1975	347,381.35
HEALTH and WELFARE		Conservation		TAX TITLE LIENS OUTSTANDING	
Health Services Except Environmental	192,870.74	All Other		Balance January 1, 1975	551,903.84
Welfare-Public Assistance	131,158.55	CAPITAL DEBT AUTHORIZED, DECEMBER 31, 1975		Transfer From Taxes	170,022.84
Hospitals, Clinics, First Aid	100.00	ISSUED AND UNISSUED		Redeemed in 1975	243,620.66
Animal, Insect, & Rodent Control	75,532.39	School	30,755,000	Cancelled, Abated or Adjusted (1975)	519.38
Other Welfare Services		Self-liquidating	11,507,536	Transfers to Foreclosed Property	71,382.47
RECREATION and CONSERVATION		Other	7,192,727	Balance December 31, 1975	405,404.19
Beaches and Boardwalks	469,489.70	Total	49,455,263	PROPERTY ACQUIRED BY DEED OR FORECLOSURE	
Parks, Playgrounds, Shade Trees	30,115.00	ISSUED AND OUTSTANDING		Balance January 1, 1975	1,678,325.90
Land Reclamation & Conservation	211,284.71	School	30,098,000.00	Transfers From Taxes or Liens	75,332.43
Other Recreational Services		Self-Liquidating	8,017,724.00	Sale for Cash (1975)	167,786.50
EDUCATION (excluding schools)		Other	5,132,174.00	Cancelled, Abated or Adjusted (1975)	29,297.15
Libraries	385,460.01	Total	43,247,898.00	Balance December 31, 1975	1,556,574.68
Other Educational Services	16,000.00	EQUALIZED VALUATION BASIS		CURRENT FINANCES DECEMBER 31, 1975	
STATUTORY EXPENDITURES		FOR NET DEBT COMPUTATION	1,837,230,199.31	ASSETS	
Pensions & F. I. C. A.	1,028,335.49	REAL PROPERTY VALUATIONS		Cash Dec. 31, 1975	14,058,519.10
Employee Fringe Benefits	340,581.41	Code Class # of Parcels % VAL'N		Taxes Receivable	3,658,807.83
Other Statutory Expenditures		1 Vacant Land		Tax Title Liens	405,404.19
CETA And Other Public Employment Programs	1,645,484.13	2 Residential		Foreclosed Property	1,556,574.68
MUNICIPAL FUNCTIONS TOTAL	22,483,670.17	3 Farm		Emergencies & Other Deferred Charges	765,363.59
CAPITAL IMPROVEMENTS	464,754.00	4a Commercial		State and Federal Aid Receivable	352,151.55
DEBT SERVICE		4b Industrial (See Page 27)		Other Receivables	1,046,898.57
Principal Payments	352,628.40	4c Apartments		Total	21,843,719.51
Interest Payments	206,121.17	Total		LIABILITIES, RESERVES, AND SURPLUS	
	33,210.50	Land Area 328.36 Sq. Miles		Cash Liabilities	7,156,029.07
DEFERRED CHARGES	549,319.45	Net Valuation Taxable-Municipal	1,448,061,919.00	Reserves for Receivables	6,667,685.27
SCHOOL, COUNTY, SPECIAL DISTRICT TAXES	48,939,947.13	Net Valuation Taxable-County	2,007,872,921.00	Surplus Dec. 31, 1975	8,020,005.17
RESERVE FOR UNCOLLECTED TAXES	3,536,242.10	State Equalized Valuation	2,126,846,910.00	Total	21,843,719.51
EXPENDITURES TOTAL	76,067,928.42	State Equalization Ratio			

0999

Population 1970 609,065
 Population 1975 611,105
 S & P Rating
 Moody Rating

General Tax Rate Per \$100.
 State Equalized Tax Rate

SUMMARY HUDSON COUNTY MUNICIPALITIES

PER CAPITA:

Gross Debt 466.04
 Net Debt 182.29
 Debt Service 29.19
 Total Tax Levy 329.68
 Municipal Expenditures 346.42

PER CENT:

Gross Debt 6.71
 Net Debt 2.63
 Tax Levy Collected 92.18
 Tax Levy Cancelled, Abated
 or Adjusted 1.13

EXPENDITURES		REVENUES-REALIZED		1975 PROPERTY TAX STATE EQUALIZED TAX RATE	
GENERAL GOVERNMENT					
Governing Body & Public Boards	761,155.00	1975 Property Taxes Collected	185,777,024.94	Local District School Taxes	78,003,227.64
Municipal Clerk	542,265.00	1975 Payments in Lieu of Taxes	1,029,984.64	Regional & Consolidated School Tax	
Financial Administration	1,541,652.00	Delinquent Tax & Lien Collections	9,734,074.42	School Taxes in Municipal Budget	5,055,391.67
Assessment of Taxes	838,967.07	Business Personalty Replacement Taxes	16,608,890.33	County Taxes	46,406,411.08
Collection of Taxes	937,899.93	Taxes from Public Utilities	26,033,860.32	County Library Taxes	
Planning, Housing & Development	1,814,571.00	Other Miscellaneous Tax Revenues	198,489.75	Local Municipal Purpose Taxes	70,824,838.36
Human Resources	6,500,102.63	State Aid Revenues	24,076,868.43	Veteran & Senior Citizen Taxes	1,571,820.00
Elections	204,886.18	Federal Aid Revenues	17,042,339.62	Total Taxes for Rate Computation	201,861,688.75
General Administration (other)	8,089,409.88	State and Local Fiscal Assistance Act Utilized	11,733,379.58	Special District Taxes	
JUDICIARY		State and Local Fiscal Assistance Act Utilized	129,329.76	Bank Stock Taxes	366,195.81
Municipal Courts	1,395,727.68	Sale of Acquired Property	22,232,033.75	Added and Omitted Taxes	810,109.17
PUBLIC SAFETY		Other Miscellaneous Revenues	314,596,275.54	Total Taxes Levied - ABSTRACT	201,466,173.73
Fire Protection	29,996,956.07	Total	6,600,547.10	Total Taxes Billed	201,531,828.14
Police Protection	35,543,036.01	Prior Years Surplus Appropriated	321,196,822.64	1975 TAXES COLLECTED	185,777,024.94
Civil Defense & Disaster Control	64,397.00	REVENUES	16,829,563.19	1975 Taxes Cancelled, Abated or Adjusted	2,282,236.70
Environmental Inspection & Control	1,011,147.76	Reserve For Uncollected Taxes	28,251,539.51	Transfer to Tax Title Liens or Foreclosed	1,894,741.19
Other Public Safety	258,833.00	CAPITAL OUTLAY		Balance Outstanding Dec. 31, 1975	11,577,825.31
PUBLIC WORKS					
Streets and Drainage	10,512,413.89	Public Enterprises	13,556,713.86	PRIOR YEARS TAXES OUTSTANDING	
Sewers and Sewage Processing	5,615,786.46	Recreation—Culture	920,393.46	Balance January 1, 1975	21,791,476.62
Garbage and Trash Disposal	4,915,758.65	Public Works	6,872,699.06	Collected in 1975	7,597,008.05
Public Buildings and Grounds	4,471,469.99	Buildings and Grounds	3,108,641.75	Cancelled, Abated or Adjusted 1975	865,550.70
Other Public Works	190,195.00	Library and Education	3,793,091.38	Transfers to Tax Title Liens or Foreclosed	1,005,392.06
HEALTH and WELFARE		Conservation		Balance December 31, 1975	12,323,525.81
Health Services Except Environmental	4,088,185.09	All Other		TAX TITLE LIENS OUTSTANDING	
Welfare-Public Assistance	2,052,729.27	CAPITAL DEBT AUTHORIZED, DECEMBER 31, 1975		Balance January 1, 1975	13,706,557.79
Hospitals, Clinics, First Aid	4,753,006.00	ISSUED AND UNISSUED		Transfer From Taxes	3,040,021.09
Animal, Insect, & Rodent Control	245,770.71	GROSS DEBT		Redeemed in 1975	2,137,066.37
Other Welfare Services	24,050.00	School	125,000,500	Cancelled, Abated or Adjusted (1975)	
RECREATION and CONSERVATION		Self-Liquidating	63,428,934	Transfers to Foreclosed Property	59,836.61
Beaches and Boardwalks	4,087,955.87	Other	96,367,796	Balance December 31, 1975	14,549,675.90
Parks, Playgrounds, Shade Trees	3,573.00	Total	284,797,230	PROPERTY ACQUIRED BY DEED OR	
Land Reclamation & Conservation	1,029,140.54	ISSUED AND OUTSTANDING		FORECLOSURE	
Other Recreational Services		School	114,462,750.00	Balance January 1, 1975	21,253,127.65
EDUCATION (excluding schools)		Self-Liquidating	40,216,500.00	Transfers From Taxes or Liens	59,836.61
Libraries	3,074,432.45	Other	83,369,700.00	Sale for Cash (1975)	128,925.76
Other Educational Services	17,200.00	Total	238,048,950.00	Cancelled, Abated or Adjusted (1975)	150.00
STATUTORY EXPENDITURES		EQUALIZED VALUATION BASIS		Balance December 31, 1975	21,183,888.50
Pensions & F. I. C. A.	16,481,059.96	FOR NET DEBT COMPUTATION	4,242,993,527.67	CURRENT FINANCES, DECEMBER 31, 1975	
Employee Fringe Benefits	4,367,561.58	REAL PROPERTY VALUATIONS		ASSETS	
Other Statutory Expenditures		Code Class # of Parcels % VAL'N		Cash Dec. 31, 1975	28,738,659.66
CETA And Other Public Employment Programs	15,800,608.02	1 Vacant Land		Taxes Receivable	23,901,351.12
MUNICIPAL FUNCTIONS		2 Residential		Tax Title Liens	14,549,675.90
CAPITAL IMPROVEMENTS	835,788.08	3 Farm		Foreclosed Property	21,183,888.50
DEBT SERVICE		4a Commercial		Emergencies & Other Deferred Charges	6,438,066.54
Principal Payments	9,350,902.17	4b Industrial (See Page 29)		State and Federal Aid Receivable	4,295,470.36
Interest Payments	8,485,724.49	4c Apartments		Other Receivables	6,671,160.78
DEFERRED CHARGES	5,762,359.28	Total		Total	105,778,272.86
SCHOOL, COUNTY, SPECIAL DISTRICT TAXES	129,465,030.39	Land Area 46.42 Sq. Miles		LIABILITIES, RESERVES, AND SURPLUS	
RESERVE FOR UNCOLLECTED TAXES	16,829,563.19	Net Valuation Taxable-Municipal	3,399,734,254.00	Cash Liabilities	30,106,054.23
EXPENDITURES	341,165,482.21	Net Valuation Taxable-County	4,752,126,114.00	Reserves for Receivables	66,306,076.30
		State Equalized Valuation	4,623,488,014.00	Surplus Dec. 31, 1975	9,366,142.33
		State Equalization Ratio		Total	105,778,272.86

1099

Population 1970 **70,000**
 Population 1975 **74,475**
 S & P Rating
 Moody Rating

General Tax Rate Per \$100.

State Equalized Tax Rate

SUMMARY HUNTERDON COUNTY MUNICIPALITIES

PER CAPITA:

Gross Debt **492.91**
 Net Debt **55.73**
 Debt Service **0.30**
 Total Tax Levy **505.73**
 Municipal Expenditures **207.18**

PER CENT:

Gross Debt **3.05**
 Net Debt **0.34**
 Tax Levy Collected **90.64**
 Tax Levy Cancelled, Abated or Adjusted **0.51**

EXPENDITURES		REVENUES-REALIZED		1975 PROPERTY TAX	
GENERAL GOVERNMENT				STATE EQUALIZED TAX RATE	
Governing Body & Public Boards	2,220.00	1975 Property Taxes Collected	34,206,181.12	Local District School Taxes	12,361,976.98
Municipal Clerk	23,670.00	1975 Payments in Lieu of Taxes		Regional & Consolidated School Tax	16,029,021.24
Financial Administration	163,481.83	Delinquent Tax & Lien Collections	2,725,724.33	School Taxes in Municipal Budget	
Assessment of Taxes	214,182.81	Business Personalty Replacement Taxes	1,263,196.01	County Taxes	5,839,829.90
Collection of Taxes	171,095.42	Taxes from Public Utilities	5,275,033.34	County Library Taxes	271,000.00
Planning, Housing & Development	355,358.06	Other Miscellaneous Tax Revenues		Local Municipal Purpose Taxes	2,461,165.69
Human Resources	200.00	State Aid Revenues	118,860.50	Veteran & Senior Citizen Taxes	413,475.00
Elections	16,793.78	Federal Aid Revenues		Total Taxes for Rate Computation	37,376,468.81
General Administration (other)	1,271,865.88	State and Local Fiscal Assistance Act Utilized	880,220.14	Special District Taxes	
JUDICIARY		Sale of Acquired Property		Bank Stock Taxes	89,703.28
Municipal Courts	184,297.57	Other Miscellaneous Revenues	2,350,086.14	Added and Omitted Taxes	611,374.06
PUBLIC SAFETY		Total	46,819,301.58	Total Taxes Levied - ABSTRACT	37,664,071.15
Fire Protection	376,875.71	Prior Years Surplus Appropriated	4,736,534.61	Total Taxes Billed	37,738,831.42
Police Protection	1,500,159.28	REVENUES	51,555,836.19	1975 TAXES COLLECTED	34,206,181.12
Civil Defense & Disaster Control	6,650.00	Reserve For Uncollected Taxes	3,636,370.82	1975 Taxes Cancelled, Abated or Adjusted	191,698.03
Environmental Inspection & Control	136,574.59	CAPITAL OUTLAY	1,228,309.28	Transfer to Tax Title Liens or Foreclosed	202,505.43
Other Public Safety		TOTAL		Balance Outstanding Dec. 31, 1975	3,138,446.84
PUBLIC WORKS				PRIOR YEARS TAXES OUTSTANDING	
Streets and Drainage	3,048,614.75	Public Enterprises	400,529.16	Balance January 1, 1975	2,999,095.99
Sewers and Sewage Processing	233,636.27	Recreation—Culture	182,429.75	Collected in 1975	2,608,255.09
Garbage and Trash Disposal	339,600.04	Public Works	366,530.19	Cancelled, Abated or Adjusted 1975	18,667.62
Public Buildings and Grounds	510,155.06	Buildings and Grounds	278,820.18	Transfers to Tax Title Liens or Foreclosed	80,170.09
Other Public Works	42,967.39	Library and Education		Balance December 31, 1975	292,003.19
HEALTH and WELFARE		Conservation		TAX TITLE LIENS OUTSTANDING	
Health Services Except Environmental	69,917.00	All Other		Balance January 1, 1975	368,083.38
Welfare-Public Assistance	45,976.00	CAPITAL DEBT AUTHORIZED, DECEMBER 31, 1975		Transfer From Taxes	289,808.33
Hospitals, Clinics, First Aid	600.00	ISSUED AND UNISSUED		Redeemed in 1975	117,463.82
Animal, Insect, & Rodent Control	16,919.37	School	27,760,100	Cancelled, Abated or Adjusted (1975)	2,078.78
Other Welfare Services		Self-liquidating	5,713,661	Transfers to Foreclosed Property	
RECREATION and CONSERVATION		Other	3,235,790	Balance December 31, 1975	538,349.11
Beaches and Boardwalks		Total	36,709,551	PROPERTY ACQUIRED BY DEED OR FORECLOSURE	
Parks, Playgrounds, Shade Trees	86,310.69	ISSUED AND OUTSTANDING		Balance January 1, 1975	45,881.80
Land Reclamation & Conservation	33,668.40	School	23,070,222.00	Transfers From Taxes or Liens	
Other Recreational Services	43,081.15	Self-Liquidating	4,862,218.00	Sale for Cash (1975)	
EDUCATION (excluding schools)		Other	453,100.00	Cancelled, Abated or Adjusted (1975)	8,000.00
Libraries	82,248.48	Total	28,385,540.00	Balance December 31, 1975	37,881.80
Other Educational Services	1,919,900.00	EQUALIZED VALUATION BASIS		CURRENT FINANCES DECEMBER 31, 1975	
STATUTORY EXPENDITURES		FOR NET DEBT COMPUTATION	1,205,468,713.99	ASSETS	
Pensions & F. I. C. A.	343,566.69	REAL PROPERTY VALUATIONS		Cash Dec. 31, 1975	19,154,613.97
Employee Fringe Benefits	126,374.55	Code Class # of Parcels % VAL'N	ASSESSED VALUATION	Taxes Receivable	3,430,450.03
Other Statutory Expenditures		1 Vacant Land		Tax Title Liens	538,349.11
CETA And Other Public Employment Programs		2 Residential		Foreclosed Property	37,881.80
MUNICIPAL FUNCTIONS		3 Farm		Emergencies & Other Deferred Charges	312,999.98
CAPITAL IMPROVEMENTS		4a Commercial		State and Federal Aid Receivable	755,420.45
DEBT SERVICE		4b Industrial (See Page 31)		Other Receivables	428,098.55
Principal Payments	14,300.00	4c Apartments		Total	24,657,813.89
Interest Payments	8,009.37	Total		LIABILITIES, RESERVES, AND SURPLUS	
DEFERRED CHARGES		Land Area 429.60 Sq. Miles		Cash Liabilities	11,385,589.25
SCHOOL, COUNTY, SPECIAL DISTRICT TAXES	403,893.19	Net Valuation Taxable-Municipal	1,096,181,736.00	Reserves for Receivables	4,434,779.49
RESERVE FOR UNCOLLECTED TAXES	34,501,828.12	Net Valuation Taxable-County	1,344,043,286.00	Surplus Dec. 31, 1975	8,837,445.15
EXPENDITURES		State Equalized Valuation	1,391,560,498.00	Total	24,657,813.89
TOTAL	49,931,362.27	State Equalization Ratio			

1199

Population 1970 **305,130**
 Population 1975 **320,900**
 S & P Rating
 Moody Rating

General Tax Rate Per \$100.

State Equalized Tax Rate

SUMMARY MERCER COUNTY MUNICIPALITIES

PER CAPITA:

Gross Debt **394.48**
 Net Debt **165.47**
 Debt Service **10.43**
 Total Tax Levy **360.16**
 Municipal Expenditures **287.90**

PER CENT:

Gross Debt **4.04**
 Net Debt **1.69**
 Tax Levy Collected **93.69**
 Tax Levy Cancelled, Abated
 or Adjusted **0.30**

EXPENDITURES		REVENUES-REALIZED		1975 PROPERTY TAX	
GENERAL GOVERNMENT				STATE EQUALIZED TAX RATE	
Governing Body & Public Boards	235,338.86	1975 Property Taxes Collected	108,317,289.34	Local District School Taxes	30,163,974.93
Municipal Clerk	155,572.06	1975 Payments in Lieu of Taxes	251,476.01	Regional & Consolidated School Tax	21,787,224.29
Financial Administration	553,693.42	Delinquent Tax & Lien Collections	5,669,608.50	School Taxes in Municipal Budget	274,791.00
Assessment of Taxes	778,920.76	Business Personalty Replacement Taxes	6,223,517.11	County Taxes	32,199,025.12
Collection of Taxes	507,802.07	Taxes from Public Utilities	11,999,988.50	County Library Taxes	653,754.00
Planning, Housing & Development	771,568.47	Other Miscellaneous Tax Revenues	291,456.53	Local Municipal Purpose Taxes	28,087,730.27
Human Resources	3,347,058.27	State Aid Revenues	6,679,040.93	Veteran & Senior Citizen Taxes	1,654,850.00
Elections	42,344.03	Federal Aid Revenues	9,462,375.70	Total Taxes for Rate Computation	114,821,349.61
General Administration (other)	4,885,349.08	State and Local Fiscal Assistance Act Utilized	4,017,801.52	Special District Taxes	871,917.00
JUDICIARY		Sale of Acquired Property	207,974.37	Bank Stock Taxes	321,876.85
Municipal Courts	582,366.97	Other Miscellaneous Revenues	9,192,813.93	Added and Omitted Taxes	1,216,622.44
PUBLIC SAFETY		Total	162,313,342.44	Total Taxes Levied - ABSTRACT	115,576,915.90
Fire Protection	5,043,722.67	Prior Years Surplus Appropriated	13,970,650.28	Total Taxes Billed	115,616,131.17
Police Protection	13,916,587.16	REVENUES	176,283,992.72	1975 TAXES COLLECTED	108,317,289.34
Civil Defense & Disaster Control	128,333.02	Reserve For Uncollected Taxes	8,353,286.48	1975 Taxes Cancelled, Abated or Adjusted	351,799.75
Environmental Inspection & Control	996,492.69	CAPITAL OUTLAY	8,275,445.76	Transfer to Tax Title Liens or Foreclosed	494,266.88
Other Public Safety	108,486.96	TOTAL	8,275,445.76	Balance Outstanding Dec. 31, 1975	6,452,775.20
PUBLIC WORKS				PRIOR YEARS TAXES OUTSTANDING	
Streets and Drainage	5,788,890.93	Public Enterprises	1,606,984.97	Balance January 1, 1975	6,207,091.70
Sewers and Sewage Processing	3,473,626.35	Recreation—Culture	623,169.25	Collected in 1975	5,129,822.65
Garbage and Trash Disposal	2,740,803.06	Public Works	3,103,993.15	Cancelled, Abated or Adjusted 1975	38,116.09
Public Buildings and Grounds	1,740,075.20	Buildings and Grounds	2,656,264.46	Transfers to Tax Title Liens or Foreclosed	234,583.05
Other Public Works	102,649.55	Library and Education	285,033.93	Balance December 31, 1975	804,569.91
HEALTH and WELFARE		Conservation		TAX TITLE LIENS OUTSTANDING	
Health Services Except Environmental	4,003,076.38	All Other		Balance January 1, 1975	2,129,488.80
Welfare-Public Assistance	932,659.95	CAPITAL DEBT AUTHORIZED, DECEMBER 31, 1975		Transfer From Taxes	710,233.24
Hospitals, Clinics, First Aid	19,397.00	ISSUED AND UNISSUED		Redeemed in 1975	539,785.85
Animal, Insect, & Rodent Control	284,319.87	School	56,193,027	Cancelled, Abated or Adjusted (1975)	21,619.56
Other Welfare Services	3,700.00	Self-liquidating	21,714,625	Transfers to Foreclosed Property	276,464.03
RECREATION and CONSERVATION		Other	48,681,894	Balance December 31, 1975	2,001,852.60
Beaches and Boardwalks		Total	126,589,546	PROPERTY ACQUIRED BY DEED OR FORECLOSURE	
Parks, Playgrounds, Shade Trees	1,907,129.47	ISSUED AND OUTSTANDING		Balance January 1, 1975	1,618,943.89
Land Reclamation & Conservation	268,357.98	School	50,937,697.00	Transfers From Taxes or Liens	333,452.48
Other Recreational Services	529,041.60	Self-Liquidating	12,381,000.00	Sale for Cash (1975)	207,974.37
EDUCATION (excluding schools)		Other	27,646,849.00	Cancelled, Abated or Adjusted (1975)	454,514.00
Libraries	1,437,074.34	Total	90,965,546.00	Balance December 31, 1975	1,289,908.00
Other Educational Services	5,542,035.14	EQUALIZED VALUATION BASIS		CURRENT FINANCES DECEMBER 31, 1975	
STATUTORY EXPENDITURES		FOR NET DEBT COMPUTATION	3,134,470,393.01	ASSETS	
Pensions & F. I. C. A.	4,324,094.53	REAL PROPERTY VALUATIONS		Cash Dec. 31, 1975	21,540,435.10
Employee Fringe Benefits	964,100.00	Code Class # of Parcels % VAL'N		Taxes Receivable	7,257,345.11
Other Statutory Expenditures		1 Vacant Land		Tax Title Liens	2,001,852.60
CETA And Other Public Employment Programs	6,617,630.92	2 Residential		Foreclosed Property	1,289,908.00
MUNICIPAL FUNCTIONS	72,732,298.76	3 Farm		Emergencies & Other Deferred Charges	1,743,043.66
CAPITAL IMPROVEMENTS	1,058,496.23	4a Commercial		State and Federal Aid Receivable	1,599,450.16
DEBT SERVICE		4b Industrial (See Page 33)		Other Receivables	2,047,250.29
Principal Payments	2,140,371.00	4c Apartments		Total	37,479,284.92
Interest Payments	1,207,312.98	Total		LIABILITIES, RESERVES, AND SURPLUS	
	451,193.50	Land Area 226.00 Sq. Miles		Cash Liabilities	12,160,158.39
DEFERRED CHARGES	7,954,335.37	Net Valuation Taxable-Municipal	2,377,787,446.00	Reserves for Receivables	12,596,356.00
SCHOOL, COUNTY, SPECIAL DISTRICT TAXES	85,950,686.34	Net Valuation Taxable-County	3,450,410,540.00	Surplus Dec. 31, 1975	12,722,770.53
RESERVE FOR UNCOLLECTED TAXES	8,353,286.48	State Equalized Valuation	3,505,239,264.00	Total	37,479,284.92
EXPENDITURES	178,338,290.93	State Equalization Ratio			

1299

Population 1970 **585,780**
 Population 1975 **610,255**
 S & P Rating
 Moody Rating

General Tax Rate Per \$100.

State Equalized Tax Rate

**SUMMARY
 MIDDLESEX COUNTY
 MUNICIPALITIES**

PER CAPITA:

Gross Debt **564.77**
 Net Debt **233.73**
 Debt Service **20.70**
 Total Tax Levy **419.52**
 Municipal Expenditures **200.83**

PER CENT:

Gross Debt **4.54**
 Net Debt **1.88**
 Tax Levy Collected **96.27**
 Tax Levy Cancelled, Abated
 or Adjusted **0.38**

EXPENDITURES		REVENUES-REALIZED		1975 PROPERTY TAX STATE EQUALIZED TAX RATE	
GENERAL GOVERNMENT					
Governing Body & Public Boards	404,400.62	1975 Property Taxes Collected	246,892,661.02	Local District School Taxes	164,426,244.38
Municipal Clerk	460,283.97	1975 Payments in Lieu of Taxes	201,051.27	Regional & Consolidated School Tax	592,999.97
Financial Administration	1,250,152.26	Delinquent Tax & Lien Collections	6,525,864.37	School Taxes in Municipal Budget	2,877,106.42
Assessment of Taxes	1,247,434.07	Business Personalty Replacement Taxes	11,645,193.22	County Taxes	49,644,784.08
Collection of Taxes	1,082,346.58	Taxes from Public Utilities	28,386,673.31	County Library Taxes	
Planning, Housing & Development	1,448,487.48	Other Miscellaneous Tax Revenues		Local Municipal Purpose Taxes	32,331,842.49
Human Resources	1,518,483.88	State Aid Revenues	3,281,441.78	Veteran & Senior Citizen Taxes	3,142,580.00
Elections	125,025.00	Federal Aid Revenues	2,851,156.93	Total Taxes for Rate Computation	253,015,557.34
General Administration (other)	8,739,531.11	State and Local Fiscal Assistance Act Utilized	7,278,001.57	Special District Taxes	3,658,755.08
JUDICIARY		Sale of Acquired Property	637,304.22	Bank Stock Taxes	286,932.76
Municipal Courts	1,014,665.82	Other Miscellaneous Revenues	13,930,843.62	Added and Omitted Taxes	2,196,742.65
PUBLIC SAFETY		Total	321,630,191.31	Total Taxes Levied - ABSTRACT	256,015,407.83
Fire Protection	6,021,440.97	Prior Years Surplus Appropriated	18,223,684.28	Total Taxes Billed	256,453,995.15
Police Protection	24,563,056.02	REVENUES	339,853,875.59	1975 TAXES COLLECTED	246,892,661.02
Civil Defense & Disaster Control	129,824.83	Reserve For Uncollected Taxes	11,479,926.64	1975 Taxes Cancelled, Abated or Adjusted	983,423.31
Environmental Inspection & Control	1,214,822.20	CAPITAL OUTLAY	17,986,474.30	Transfer to Tax Title Liens or Foreclosed	1,003,077.52
Other Public Safety	96,114.00	Total	17,986,474.30	Balance Outstanding Dec. 31, 1975	7,574,833.20
PUBLIC WORKS				PRIOR YEARS TAXES OUTSTANDING	
Streets and Drainage	12,160,540.82	Public Enterprises	2,545,719.53	Balance January 1, 1975	9,109,779.03
Sewers and Sewage Processing	4,177,762.45	Recreation—Culture	1,719,509.38	Collected in 1975	5,773,590.77
Garbage and Trash Disposal	5,053,488.45	Public Works	9,593,671.21	Cancelled, Abated or Adjusted 1975	231,385.87
Public Buildings and Grounds	3,433,283.22	Buildings and Grounds	2,862,844.83	Transfers to Tax Title Liens or Foreclosed	304,984.92
Other Public Works	687,297.00	Library and Education	1,264,729.35	Balance December 31, 1975	2,799,817.47
HEALTH and WELFARE		Conservation		TAX TITLE LIENS OUTSTANDING	
Health Services Except Environmental	1,650,429.69	All Other		Balance January 1, 1975	3,186,889.34
Welfare-Public Assistance	475,103.64	CAPITAL DEBT AUTHORIZED, DECEMBER 31, 1975		Transfer From Taxes	1,330,929.09
Hospitals, Clinics, First Aid	100,850.00	ISSUED AND UNISSUED		Redeemed in 1975	752,273.60
Animal, Insect, & Rodent Control	51,355.00	School	159,748,274	Cancelled, Abated or Adjusted (1975)	4,803.28
Other Welfare Services	80,012.50	Self-liquidating	43,906,150	Transfers to Foreclosed Property	149,305.97
RECREATION and CONSERVATION		Other	141,000,039	Balance December 31, 1975	3,611,435.58
Beaches and Boardwalks	25,000.00	Total	344,654,463	PROPERTY ACQUIRED BY DEED OR	
Parks, Playgrounds, Shade Trees	2,747,353.82	ISSUED AND OUTSTANDING		FORECLOSURE	
Land Reclamation & Conservation	112,157.68	School	171,375,774.00	Balance January 1, 1975	8,877,273.11
Other Recreational Services	1,705,534.32	Self-Liquidating	36,654,400.00	Transfers From Taxes or Liens	149,305.97
EDUCATION (excluding schools)		Other	112,953,032.00	Sale for Cash (1975)	253,639.35
Libraries	4,007,017.83	Total	320,983,206.00	Cancelled, Abated or Adjusted (1975)	127,843.47
Other Educational Services	305,915.00	EQUALIZED VALUATION BASIS		Balance December 31, 1975	8,645,096.26
STATUTORY EXPENDITURES		FOR NET DEBT COMPUTATION	7,595,967,886.33	CURRENT FINANCES DECEMBER 31, 1975	
Pensions & F. I. C. A.	5,892,657.62	REAL PROPERTY VALUATIONS		ASSETS	
Employee Fringe Benefits	1,385,837.00	Code Class # of Parcels % VAL'N		Cash Dec. 31, 1975	37,929,151.18
Other Statutory Expenditures				Taxes Receivable	10,374,650.77
CETA And Other Public Employment Programs	2,524,316.00	1 Vacant Land		Tax Title Liens	3,611,435.58
MUNICIPAL FUNCTIONS		2 Residential		Foreclosed Property	8,645,096.26
CAPITAL IMPROVEMENTS	858,398.36	3 Farm		Emergencies & Other Deferred Charges	2,031,434.93
DEBT SERVICE		4a Commercial		State and Federal Aid Receivable	2,587,929.96
Principal Payments	6,633,450.00	4b Industrial (See Page 35)		Other Receivables	2,031,158.25
Interest Payments	5,998,187.11	4c Apartments		Total	67,210,856.93
	3,450,984.87	Total		LIABILITIES, RESERVES, AND SURPLUS	
	2,555,436.98	Land Area 311.00 Sq. Miles		Cash Liabilities	23,544,334.32
DEFERRED CHARGES		Net Valuation Taxable-Municipal	7,060,122,818.00	Reserves for Receivables	24,655,820.36
SCHOOL, COUNTY, SPECIAL DISTRICT TAXES	221,199,889.93	Net Valuation Taxable-County	9,263,062,037.00	Surplus Dec. 31, 1975	19,010,702.25
RESERVE FOR UNCOLLECTED TAXES	11,479,926.64	State Equalized Valuation	8,280,126,612.00	Total	67,210,856.93
EXPENDITURES		State Equalization Ratio			
TOTAL	343,758,871.51				

1399

Population 1970 **463,660**
 Population 1975 **480,600**
 S & P Rating
 Moody Rating

General Tax Rate Per \$100.

State Equalized Tax Rate

SUMMARY MONMOUTH COUNTY MUNICIPALITIES

PER CAPITA:

Gross Debt **569.93**
 Net Debt **213.21**
 Debt Service **15.30**
 Total Tax Levy **430.26**
 Municipal Expenditures **216.24**

PER CENT:

Gross Debt **4.81**
 Net Debt **1.80**
 Tax Levy Collected **93.49**
 Tax Levy Cancelled, Abated
 or Adjusted **0.18**

EXPENDITURES		REVENUES-REALIZED		1975 PROPERTY TAX	
GENERAL GOVERNMENT				STATE EQUALIZED TAX RATE	
Governing Body & Public Boards	103,350.40	1975 Property Taxes Collected	193,572,870.72	Local District School Taxes	93,165,014.88
Municipal Clerk	196,392.67	1975 Payments in Lieu of Taxes	269,321.55	Regional & Consolidated School Tax	34,843,711.71
Financial Administration	1,032,560.60	Delinquent Tax & Lien Collections	10,046,410.01	School Taxes in Municipal Budget	362,185.25
Assessment of Taxes	1,066,217.99	Business Personalty Replacement Taxes	3,907,148.23	County Taxes	38,091,944.89
Collection of Taxes	1,117,639.08	Taxes from Public Utilities	13,548,114.98	County Library Taxes	853,088.47
Planning, Housing & Development	1,138,452.61	Other Miscellaneous Tax Revenues	17,316.09	Local Municipal Purpose Taxes	34,666,629.22
Human Resources	2,003,142.48	State Aid Revenues	3,075,424.79	Veteran & Senior Citizen Taxes	2,409,180.00
Elections	102,476.03	Federal Aid Revenues	5,079,427.86	Total Taxes for Rate Computation	204,391,754.42
General Administration (other)	8,717,831.47	State and Local Fiscal Assistance Act Utilized	6,346,641.67	Special District Taxes	2,003,585.91
JUDICIARY		Sale of Acquired Property	140,369.34	Bank Stock Taxes	369,355.11
Municipal Courts	1,069,873.12	Other Miscellaneous Revenues	13,452,688.23	Added and Omitted Taxes	2,427,885.31
PUBLIC SAFETY		Total	249,455,733.47	Total Taxes Levied - ABSTRACT	206,783,400.75
Fire Protection	2,898,658.33	Prior Years Surplus Appropriated	17,260,162.09	Total Taxes Billed	207,053,190.54
Police Protection	19,314,725.74	REVENUES TOTAL	266,715,895.56	1975 TAXES COLLECTED	193,570,870.72
Civil Defense & Disaster Control	71,821.22	Reserve For Uncollected Taxes	14,774,060.52	1975 Taxes Cancelled, Abated or Adjusted	380,481.16
Environmental Inspection & Control	958,371.49			Transfer to Tax Title Liens or Foreclosed	998,273.33
Other Public Safety	53,936.70	CAPITAL OUTLAY TOTAL	16,566,997.59	Balance Outstanding Dec. 31, 1975	12,100,865.34
PUBLIC WORKS				PRIOR YEARS TAXES OUTSTANDING	
Streets and Drainage	12,639,043.27	Public Enterprises	4,592,935.87	Balance January 1, 1975	10,612,266.12
Sewers and Sewage Processing	1,434,198.10	Recreation—Culture	490,573.27	Collected in 1975	8,917,321.19
Garbage and Trash Disposal	4,154,204.45	Public Works	5,466,110.06	Cancelled, Abated or Adjusted 1975	98,996.20
Public Buildings and Grounds	2,371,644.90	Buildings and Grounds	5,080,463.25	Transfers to Tax Title Liens or Foreclosed	507,490.20
Other Public Works	264,811.57	Library and Education	32,440.95	Balance December 31, 1975	1,088,458.53
HEALTH and WELFARE		Conservation	904,474.19	TAX TITLE LIENS OUTSTANDING	
Health Services Except Environmental	1,252,952.95	All Other		Balance January 1, 1975	3,534,493.38
Welfare-Public Assistance	382,353.67	CAPITAL DEBT AUTHORIZED, DECEMBER 31, 1975		Transfer From Taxes	1,573,827.10
Hospitals, Clinics, First Aid	92,900.00	ISSUED AND UNISSUED		Redeemed in 1975	1,129,223.85
Animal, Insect, & Rodent Control	46,600.00	GROSS DEBT		Cancelled, Abated or Adjusted (1975)	28,164.12
Other Welfare Services	1,900.00	School	145,136,317	Transfers to Foreclosed Property	89,264.64
RECREATION and CONSERVATION		Self-liquidating	37,243,561	Balance December 31, 1975	3,861,667.87
Beaches and Boardwalks	1,089,395.34	Other	91,528,912	PROPERTY ACQUIRED BY DEED OR FORECLOSURE	
Parks, Playgrounds, Shade Trees	1,446,243.35	Total	273,908,790	Balance January 1, 1975	4,380,837.15
Land Reclamation & Conservation	271,132.70	ISSUED AND OUTSTANDING		Transfers From Taxes or Liens	105,411.16
Other Recreational Services	1,322,141.64	School	132,599,100.00	Sale for Cash (1975)	125,193.34
EDUCATION (excluding schools)		Self-Liquidating	22,765,126.00	Cancelled, Abated or Adjusted (1975)	68,675.00
Libraries	1,479,598.79	Other	62,218,655.00	Balance December 31, 1975	4,292,379.97
Other Educational Services	144,782.32	Total	217,582,881.00	CURRENT FINANCES DECEMBER 31, 1975	
STATUTORY EXPENDITURES		EQUALIZED VALUATION BASIS		ASSETS	
Pensions & F. I. C. A.	4,243,335.96	FOR NET DEBT COMPUTATION	5,700,312,022.05	Cash Dec. 31, 1975	50,175,344.22
Employee Fringe Benefits	1,186,127.33	REAL PROPERTY VALUATIONS		Taxes Receivable	13,193,923.87
Other Statutory Expenditures		Code Class # of Parcels % VAL'N	ASSESSED VALUATION	Tax Title Liens	3,861,663.90
CETA And Other Public Employment Programs	5,578,784.57	1 Vacant Land		Foreclosed Property	4,292,379.97
MUNICIPAL FUNCTIONS TOTAL	79,247,600.84	2 Residential		Emergencies & Other Deferred Charges	2,429,026.39
CAPITAL IMPROVEMENTS	602,674.68	3 Farm		State and Federal Aid Receivable	2,111,201.46
DEBT SERVICE		4a Commercial (See Page 37)		Other Receivables	4,308,602.88
Principal Payments	3,897,090.06	4b Industrial		Total	80,372,142.69
Interest Payments	3,454,889.17	4c Apartments		LIABILITIES, RESERVES, AND SURPLUS	
	833,693.25	Total		Cash Liabilities	32,133,887.08
DEFERRED CHARGES	2,550,458.80	Land Area 471.57 Sq. Miles		Reserves for Receivables	25,654,795.62
SCHOOL, COUNTY, SPECIAL DISTRICT TAXES	169,319,531.11	Net Valuation Taxable-Municipal	4,723,022,016.00	Surplus Dec. 31, 1975	22,583,459.99
RESERVE FOR UNCOLLECTED TAXES	14,774,060.52	Net Valuation Taxable-County	6,084,527,321.00	Total	80,372,142.69
EXPENDITURES TOTAL	273,243,670.50	State Equalized Valuation	6,454,248,366.00		
		State Equalization Ratio			

1499

Population 1970 **385,145**
 Population 1975 **405,345**
 S & P Rating
 Moody Rating

General Tax Rate Per \$100.

State Equalized Tax Rate

**SUMMARY
 MORRIS COUNTY
 MUNICIPALITIES**

PER CAPITA:

Gross Debt **709.12**
 Net Debt **237.12**
 Debt Service **9.40**
 Total Tax Levy **522.64**
 Municipal Expenditures **203.51**

PER CENT:

Gross Debt **4.73**
 Net Debt **1.58**
 Tax Levy Collected **95.81**
 Tax Levy Cancelled, Abated
 or Adjusted **0.37**

EXPENDITURES		REVENUES-REALIZED		1975 PROPERTY TAX	
GENERAL GOVERNMENT				STATE EQUALIZED TAX RATE	
Governing Body & Public Boards	154,121.00	1975 Property Taxes Collected	202,861,340.68	Local District School Taxes	108,449,931.16
Municipal Clerk	172,776.62	1975 Payments in Lieu of Taxes	52,151.98	Regional & Consolidated School Tax	30,055,955.79
Financial Administration	1,045,013.93	Delinquent Tax & Lien Collections	6,803,626.10	School Taxes in Municipal Budget	
Assessment of Taxes	687,016.28	Business Personalty Replacement Taxes	5,146,015.04	County Taxes	29,672,698.43
Collection of Taxes	696,362.68	Taxes from Public Utilities	10,089,237.32	County Library Taxes	997,700.00
Planning, Housing & Development	907,374.79	Other Miscellaneous Tax Revenues	438,690.04	Local Municipal Purpose Taxes	38,829,434.16
Human Resources	118,580.33	State Aid Revenues	716,493.40	Veteran & Senior Citizen Taxes	1,845,160.00
Elections	55,095.47	Federal Aid Revenues	645,804.50	Total Taxes for Rate Computation	209,850,879.54
General Administration (other)	7,413,230.98	State and Local Fiscal Assistance Act Utilized	4,686,106.20	Special District Taxes	1,492,770.02
JUDICIARY		Sale of Acquired Property	12,775.00	Bank Stock Taxes	269,136.73
Municipal Courts	707,425.85	Other Miscellaneous Revenues	7,591,217.92	Added and Omitted Taxes	2,082,519.78
PUBLIC SAFETY		Total	239,043,458.18	Total Taxes Levied - ABSTRACT	211,850,146.07
Fire Protection	2,486,793.20	Prior Years Surplus Appropriated	13,460,194.00	Total Taxes Billed	211,736,407.64
Police Protection	16,306,004.69	REVENUES	252,503,652.18	1975 TAXES COLLECTED	202,861,340.68
Civil Defense & Disaster Control	151,134.00	Reserve For Uncollected Taxes	13,499,798.00	1975 Taxes Cancelled, Abated or Adjusted	781,518.85
Environmental Inspection & Control	593,801.07	CAPITAL OUTLAY	28,729,541.93	Transfer to Tax Title Liens or Foreclosed	1,499,692.80
Other Public Safety	118,783.41	TOTAL	20,110,056.05	Balance Outstanding Dec. 31, 1975	6,931,254.33
PUBLIC WORKS		Public Enterprises	1,757,423.08	PRIOR YEARS TAXES OUTSTANDING	
Streets and Drainage	11,076,670.71	Recreation—Culture	3,914,879.45	Balance January 1, 1975	7,498,776.63
Sewers and Sewage Processing	1,763,427.50	Public Works	2,882,682.10	Collected in 1975	5,884,932.89
Garbage and Trash Disposal	2,542,427.61	Buildings and Grounds	64,501.25	Cancelled, Abated or Adjusted 1975	232,686.37
Public Buildings and Grounds	2,016,139.81	Library and Education		Transfers to Tax Title Liens or Foreclosed	652,533.03
Other Public Works	1,105,568.79	Conservation		Balance December 31, 1975	728,624.34
HEALTH and WELFARE		All Other		TAX TITLE LIENS OUTSTANDING	
Health Services Except Environmental	1,580,952.84	CAPITAL DEBT AUTHORIZED, DECEMBER 31, 1975		Balance January 1, 1975	3,131,971.16
Welfare-Public Assistance	237,154.32	ISSUED AND UNISSUED		Transfer From Taxes	2,213,342.01
Hospitals, Clinics, First Aid	50,385.00	GROSS DEBT		Redeemed in 1975	918,693.21
Animal, Insect, & Rodent Control	202,000.00	School	125,722,372	Cancelled, Abated or Adjusted (1975)	28,292.28
Other Welfare Services	4,400.00	Self-liquidating	100,383,494	Transfers to Foreclosed Property	191,126.74
RECREATION and CONSERVATION		Other	61,333,537	Balance December 31, 1975	4,207,200.94
Beaches and Boardwalks	6,238.00	Total	287,439,403	PROPERTY ACQUIRED BY DEED OR	
Parks, Playgrounds, Shade Trees	1,726,790.53	ISSUED AND OUTSTANDING		FORECLOSURE	
Land Reclamation & Conservation	92,117.95	School	125,722,370.00	Balance January 1, 1975	1,810,680.16
Other Recreational Services	1,494,688.99	Self-Liquidating	47,457,621.00	Transfers From Taxes or Liens	217,324.90
EDUCATION (excluding schools)		Other	42,615,863.00	Sale for Cash (1975)	12,775.00
Libraries	2,106,658.00	Total	215,795,854.00	Cancelled, Abated or Adjusted (1975)	13,054.25
Other Educational Services	48,193.00	EQUALIZED VALUATION BASIS		Balance December 31, 1975	2,002,175.81
STATUTORY EXPENDITURES		FOR NET DEBT COMPUTATION	6,073,073,858.99	CURRENT FINANCES DECEMBER 31, 1975	
Pensions & F. I. C. A.	3,379,767.35	REAL PROPERTY VALUATIONS		ASSETS	
Employee Fringe Benefits	929,318.78	Code Class # of Parcels % VAL'N		Cash Dec. 31, 1975	29,273,150.50
Other Statutory Expenditures		1 Vacant Land		Taxes Receivable	7,659,878.67
CETA And Other Public Employment Programs	719,820.98	2 Residential		Tax Title Liens	4,207,200.93
MUNICIPAL FUNCTIONS	62,696,234.46	3 Farm		Foreclosed Property	2,002,175.81
CAPITAL IMPROVEMENTS	1,378,135.00	4a Commercial		Emergencies & Other Deferred Charges	2,657,597.85
DEBT SERVICE		4b Industrial		State and Federal Aid Receivable	1,051,951.27
Principal Payments	1,855,772.45	4c Apartments		Other Receivables	1,372,448.64
Interest Payments	1,954,010.84	Total		Total	48,224,403.67
DEFERRED CHARGES	2,485,472.82	Land Area 470.24 Sq. Miles		LIABILITIES, RESERVES, AND SURPLUS	
SCHOOL, COUNTY, SPECIAL DISTRICT TAXES	170,669,055.40	Net Valuation Taxable-Municipal	4,799,159,447.00	Cash Liabilities	13,616,980.55
RESERVE FOR UNCOLLECTED TAXES	13,499,798.00	Net Valuation Taxable-County	7,227,701,016.00	Reserves for Receivables	15,241,704.05
EXPENDITURES	253,160,343.97	State Equalized Valuation	6,801,781,200.00	Surplus Dec. 31, 1975	19,365,719.07
TOTAL		State Equalization Ratio		Total	48,224,403.67

1599

Population 1970 **210,760**
 Population 1975 **259,120**
 S & P Rating
 Moody Rating

General Tax Rate Per \$100.

State Equalized Tax Rate

SUMMARY OCEAN COUNTY MUNICIPALITIES

PER CAPITA:

Gross Debt **532.43**
 Net Debt **213.70**
 Debt Service **7.75**
 Total Tax Levy **460.74**
 Municipal Expenditures **246.10**

PER CENT:

Gross Debt **3.07**
 Net Debt **1.23**
 Tax Levy Collected **90.78**
 Tax Levy Cancelled, Abated
 or Adjusted **0.23**

EXPENDITURES		REVENUES-REALIZED		1975 PROPERTY TAX	
GENERAL GOVERNMENT				STATE EQUALIZED TAX RATE	
Governing Body & Public Boards	150,203.94	1975 Property Taxes Collected	108,548,934.36	Local District School Taxes	45,229,065.43
Municipal Clerk	221,748.00	1975 Payments in Lieu of Taxes		Regional & Consolidated School Tax	27,615,317.05
Financial Administration	540,642.50	Delinquent Tax & Lien Collections	8,049,626.92	School Taxes in Municipal Budget	
Assessment of Taxes	1,246,548.24	Business Personalty Replacement Taxes	1,362,491.17	County Taxes	21,847,394.97
Collection of Taxes	1,113,810.43	Taxes from Public Utilities	11,370,833.83	County Library Taxes	758,200.00
Planning, Housing & Development	682,825.39	Other Miscellaneous Tax Revenues	1,440.72	Local Municipal Purpose Taxes	20,325,870.61
Human Resources	380,972.00	State Aid Revenues	598,918.83	Veteran & Senior Citizen Taxes	2,169,916.00
Elections	45,727.00	Federal Aid Revenues	795,363.16	Total Taxes for Rate Computation	117,945,764.06
General Administration (other)	5,429,906.03	State and Local Fiscal Assistance Act Utilized	4,196,390.19	Special District Taxes	1,349,731.10
JUDICIARY		Sale of Acquired Property	629,201.46	Bank Stock Taxes	238,571.16
Municipal Courts	789,020.82	Other Miscellaneous Revenues	10,458,879.67	Added and Omitted Taxes	2,023,682.69
PUBLIC SAFETY		Total	146,010,080.31	Total Taxes Levied - ABSTRACT	119,387,833.01
Fire Protection	727,419.45	Prior Years Surplus Appropriated	13,161,337.97	Total Taxes Billed	119,580,086.55
Police Protection	12,863,577.41	REVENUES	159,171,418.28	1975 TAXES COLLECTED	108,548,934.36
Civil Defense & Disaster Control	84,462.58	Reserve For Uncollected Taxes	11,947,235.60	1975 Taxes Cancelled, Abated or Adjusted	271,001.64
Environmental Inspection & Control	985,005.40	CAPITAL OUTLAY	7,893,852.53	Transfer to Tax Title Liens or Foreclosed	662,740.00
Other Public Safety		Total		Balance Outstanding Dec. 31, 1975	10,097,820.55
PUBLIC WORKS				PRIOR YEARS TAXES OUTSTANDING	
Streets and Drainage	7,281,630.60	Public Enterprises	1,051,318.06	Balance January 1, 1975	8,019,152.84
Sewers and Sewage Processing	241,331.00	Recreation—Culture	1,278,779.95	Collected in 1975	6,826,082.03
Garbage and Trash Disposal	3,936,138.59	Public Works	3,029,491.80	Cancelled, Abated or Adjusted 1975	49,388.54
Public Buildings and Grounds	1,644,851.21	Buildings and Grounds	2,534,262.72	Transfers to Tax Title Liens or Foreclosed	170,371.38
Other Public Works	471,962.00	Library and Education		Balance December 31, 1975	973,310.89
HEALTH and WELFARE		Conservation		TAX TITLE LIENS OUTSTANDING	
Health Services Except Environmental	464,060.64	All Other		Balance January 1, 1975	3,270,397.65
Welfare-Public Assistance	322,796.99	CAPITAL DEBT AUTHORIZED, DECEMBER 31, 1975		Transfer From Taxes	871,537.30
Hospitals, Clinics, First Aid	196,650.00	ISSUED AND UNISSUED		Redeemed in 1975	1,368,279.55
Animal, Insect, & Rodent Control	190,046.83	GROSS DEBT		Cancelled, Abated or Adjusted (1975)	
Other Welfare Services		School	72,918,517	Transfers to Foreclosed Property	165,106.18
RECREATION and CONSERVATION		Self-liquidating	24,612,473	Balance December 31, 1975	2,608,549.22
Beaches and Boardwalks	1,237,662.52	Other	40,432,483	PROPERTY ACQUIRED BY DEED OR	
Parks, Playgrounds, Shade Trees	847,171.42	Total	137,963,473	FORECLOSURE	
Land Reclamation & Conservation	70,066.61	ISSUED AND OUTSTANDING		Balance January 1, 1975	7,052,193.77
Other Recreational Services	1,135,957.39	School	64,574,008.00	Transfers From Taxes or Liens	188,967.58
EDUCATION (excluding schools)		Self-Liquidating	5,596,000.00	Sale for Cash (1975)	627,701.46
Libraries	360,144.60	Other	23,727,438.00	Cancelled, Abated or Adjusted (1975)	
Other Educational Services	81,765.00	Total	93,897,446.00	Balance December 31, 1975	6,613,459.89
STATUTORY EXPENDITURES		EQUALIZED VALUATION BASIS		CURRENT FINANCES DECEMBER 31, 1975	
Pensions & F. I. C. A.	2,524,160.63	FOR NET DEBT COMPUTATION	4,494,536,008.66	ASSETS	
Employee Fringe Benefits	999,545.46	REAL PROPERTY VALUATIONS		Cash Dec. 31, 1975	42,978,039.17
Other Statutory Expenditures		Code Class # of Parcels % VAL'N	ASSESSED VALUATION	Taxes Receivable	11,071,558.97
CETA And Other Public Employment Programs	1,039,285.63	1 Vacant Land		Tax Title Liens	2,608,549.22
MUNICIPAL FUNCTIONS	48,307,096.31	2 Residential		Foreclosed Property	6,613,459.89
CAPITAL IMPROVEMENTS	939,609.00	3 Farm		Emergencies & Other Deferred Charges	1,261,335.85
DEBT SERVICE		4a Commercial		State and Federal Aid Receivable	942,771.44
Principal Payments	1,101,586.00	4b Industrial (See Page 41)		Other Receivables	1,379,680.85
Interest Payments	906,731.67	4c Apartments		Total	66,855,395.39
DEFERRED CHARGES	1,506,272.17	Total		LIABILITIES, RESERVES, AND SURPLUS	
SCHOOL, COUNTY, SPECIAL DISTRICT TAXES	96,759,708.55	Land Area 637.09 Sq. Miles		Cash Liabilities	27,096,698.88
RESERVE FOR UNCOLLECTED TAXES	11,947,235.60	Net Valuation Taxable-Municipal	4,105,783,174.00	Reserves for Receivables	21,673,448.93
EXPENDITURES	160,568,630.30	Net Valuation Taxable-County	4,888,655,483.00	Surplus Dec. 31, 1975	18,085,247.58
TOTAL		State Equalized Valuation	5,261,953,888.00	Total	66,855,395.39
		State Equalization Ratio			

1699

Population 1970 **461,940**
 Population 1975 **472,760**
 S & P Rating
 Moody Rating

General Tax Rate Per \$100.

State Equalized Tax Rate

**SUMMARY
 PASSAIC COUNTY
 MUNICIPALITIES**

PER CAPITA:

Gross Debt **478.14**
 Net Debt **143.43**
 Debt Service **19.12**
 Total Tax Levy **335.03**
 Municipal Expenditures **238.30**

PER CENT:

Gross Debt **4.53**
 Net Debt **1.36**
 Tax Levy Collected **95.86**
 Tax Levy Cancelled, Abated
 or Adjusted **0.69**

EXPENDITURES		REVENUES-REALIZED		1975 PROPERTY TAX	
GENERAL GOVERNMENT				STATE EQUALIZED TAX RATE →	
Governing Body & Public Boards	387,682.66	1975 Property Taxes Collected	152,136,557.89	Local District School Taxes	75,046,302.93
Municipal Clerk	344,844.66	1975 Payments in Lieu of Taxes	722,021.32	Regional & Consolidated School Tax	8,210,479.83
Financial Administration	879,530.05	Delinquent Tax & Lien Collections	5,504,060.13	School Taxes in Municipal Budget	2,042,556.50
Assessment of Taxes	693,117.77	Business Personalty Replacement Taxes	9,134,172.11	County Taxes	32,546,299.55
Collection of Taxes	677,145.46	Taxes from Public Utilities	10,742,874.74	County Library Taxes	
Planning, Housing & Development	1,816,114.87	Other Miscellaneous Tax Revenues	4,238.33	Local Municipal Purpose Taxes	39,359,569.93
Human Resources	3,231,969.15	State Aid Revenues	8,568,017.38	Veteran & Senior Citizen Taxes	2,082,930.00
Elections	117,291.02	Federal Aid Revenues	14,309,942.34	Total Taxes for Rate Computation	159,288,138.74
General Administration (other)	5,562,532.33	State and Local Fiscal Assistance Act Utilized	6,151,023.62	Special District Taxes	3,677.74
JUDICIARY		Sale of Acquired Property	34,465.50	Bank Stock Taxes	453,407.21
Municipal Courts	659,110.94	Other Miscellaneous Revenues	10,856,227.15	Added and Omitted Taxes	724,588.44
PUBLIC SAFETY		Total	218,163,600.51	Total Taxes Levied - ABSTRACT	158,386,882.13
Fire Protection	11,394,402.07	Prior Years Surplus Appropriated	8,894,082.22	Total Taxes Billed	158,712,415.03
Police Protection	18,755,265.26	REVENUES	227,057,682.73	1975 TAXES COLLECTED	152,136,557.89
Civil Defense & Disaster Control	93,052.73	Reserve For Uncollected Taxes	9,895,122.35	1975 Taxes Cancelled, Abated or Adjusted	1,095,944.30
Environmental Inspection & Control	674,699.93	CAPITAL OUTLAY	10,265,274.06	Transfer to Tax Title Liens or Foreclosed	701,218.76
Other Public Safety	178,820.24	Total		Balance Outstanding Dec. 31, 1975	4,778,694.08
PUBLIC WORKS				PRIOR YEARS TAXES OUTSTANDING	
Streets and Drainage	8,022,824.69	Public Enterprises	1,457,150.48	Balance January 1, 1975	9,787,571.89
Sewers and Sewage Processing	3,449,376.67	Recreation—Culture	482,006.54	Collected in 1975	4,480,868.65
Garbage and Trash Disposal	5,856,021.02	Public Works	5,494,482.18	Cancelled, Abated or Adjusted 1975	245,313.37
Public Buildings and Grounds	2,047,865.89	Buildings and Grounds	2,063,353.06	Transfers to Tax Title Liens or Foreclosed	304,110.37
Other Public Works	279,411.08	Library and Education	768,281.80	Balance December 31, 1975	4,757,279.50
HEALTH and WELFARE		Conservation		TAX TITLE LIENS OUTSTANDING	
Health Services Except Environmental	2,192,100.11	All Other		Balance January 1, 1975	3,005,818.04
Welfare-Public Assistance	489,429.39	CAPITAL DEBT AUTHORIZED, DECEMBER 31, 1975		Transfer From Taxes	1,045,276.28
Hospitals, Clinics, First Aid	79,350.00	ISSUED AND UNISSUED		Redeemed in 1975	1,016,241.05
Animal, Insect, & Rodent Control	178,207.97	SCHOOL	99,522,010	Cancelled, Abated or Adjusted (1975)	93,084.11
Other Welfare Services	6,625.00	Self-liquidating	56,872,764	Transfers to Foreclosed Property	191,737.59
RECREATION and CONSERVATION		Other	69,652,379	Balance December 31, 1975	2,750,031.57
Beaches and Boardwalks		Total	226,047,153	PROPERTY ACQUIRED BY DEED OR FORECLOSURE	
Parks, Playgrounds, Shade Trees	1,388,665.84	ISSUED AND OUTSTANDING		Balance January 1, 1975	2,413,782.73
Land Reclamation & Conservation	149,455.41	School	94,230,867.00	Transfers From Taxes or Liens	188,202.27
Other Recreational Services	876,875.58	Self-Liquidating	39,050,760.00	Sale for Cash (1975)	34,465.50
EDUCATION (excluding schools)		Other	50,656,495.00	Cancelled, Abated or Adjusted (1975)	1,500.00
Libraries	2,539,639.56	Total	183,938,122.00	Balance December 31, 1975	2,566,019.50
Other Educational Services	86,531.00	EQUALIZED VALUATION BASIS		CURRENT FINANCES DECEMBER 31, 1975	
STATUTORY EXPENDITURES		FOR NET DEBT COMPUTATION	4,988,916,008.00	ASSETS	
Pensions & F. I. C. A.	6,086,471.59	REAL PROPERTY VALUATIONS		Cash Dec. 31, 1975	23,599,645.58
Employee Fringe Benefits	1,078,509.90	Code Class # of Parcels % VAL'N	ASSESSED VALUATION	Taxes Receivable	9,535,973.58
Other Statutory Expenditures		1 Vacant Land		Tax Title Liens	2,750,031.57
CETA And Other Public Employment Programs	11,816,589.78	2 Residential		Foreclosed Property	2,566,019.50
MUNICIPAL FUNCTIONS	92,089,529.62	3 Farm		Emergencies & Other Deferred Charges	1,300,137.10
CAPITAL IMPROVEMENTS	480,700.00	4a Commercial		State and Federal Aid Receivable	1,552,968.12
DEBT SERVICE		4b Industrial (See Page 43)		Other Receivables	988,025.44
Principal Payments	4,710,491.54	4c Apartments		Total	42,292,800.89
Interest Payments	4,328,714.35	Total		LIABILITIES, RESERVES, AND SURPLUS	
	3,634,096.00	Land Area 192.01 Sq. Miles		Cash Liabilities	14,424,138.10
DEFERRED CHARGES	1,634,260.18	Net Valuation Taxable-Municipal	3,999,655,004.00	Reserves for Receivables	15,840,050.09
SCHOOL, COUNTY, SPECIAL DISTRICT TAXES	117,849,316.55	Net Valuation Taxable-County	5,444,206,928.00	Surplus Dec. 31, 1975	12,028,612.70
RESERVE FOR UNCOLLECTED TAXES	9,895,122.35	State Equalized Valuation	5,476,135,981.00	Total	42,292,800.89
EXPENDITURES	230,507,434.59	State Equalization Ratio			

1799

Population 1970 **60,500**
 Population 1975 **63,730**
 S & P Rating
 Moody Rating

General Tax Rate Per \$100.

State Equalized Tax Rate

SUMMARY
 SALEM COUNTY
 MUNICIPALITIES

PER CAPITA:

Gross Debt **231.90**
 Net Debt **66.07**
 Debt Service **5.58**
 Total Tax Levy **296.98**
 Municipal Expenditures **202.46**

PER CENT:

Gross Debt **2.90**
 Net Debt **0.83**
 Tax Levy Collected **91.52**
 Tax Levy Cancelled, Abated or Adjusted **1.36**

EXPENDITURES		REVENUES-REALIZED		1975 PROPERTY TAX	
GENERAL GOVERNMENT				STATE EQUALIZED TAX RATE →	
Governing Body & Public Boards	24,100.00	1975 Property Taxes Collected		Local District School Taxes	7,662,413.35
Municipal Clerk	17,145.00	1975 Payments in Lieu of Taxes		Regional & Consolidated School Tax	3,868,477.39
Financial Administration	146,912.17	Delinquent Tax & Lien Collections		School Taxes in Municipal Budget	190,197.00
Assessment of Taxes	94,548.00	Business Personalty Replacement Taxes		County Taxes	5,535,158.08
Collection of Taxes	131,319.42	Taxes from Public Utilities		County Library Taxes	
Planning, Housing & Development	92,878.57	Other Miscellaneous Tax Revenues		Local Municipal Purpose Taxes	1,412,044.21
Human Resources	2,000.00	State Aid Revenues		Veteran & Senior Citizen Taxes	356,240.00
Elections	1,800.00	Federal Aid Revenues		Total Taxes for Rate Computation	19,024,530.03
General Administration (other)	569,808.65	State and Local Fiscal Assistance Act Utilized		Special District Taxes	43,765.00
JUDICIARY		Sale of Acquired Property		Bank Stock Taxes	47,901.58
Municipal Courts	131,756.18	Other Miscellaneous Revenues		Added and Omitted Taxes	166,661.69
PUBLIC SAFETY		Total		Total Taxes Levied ABSTRACT	18,926,618.30
Fire Protection	290,727.64	Prior Years Surplus Appropriated		Total Taxes Billed	18,134,960.30
Police Protection	1,658,213.16	REVENUES TOTAL		1975 TAXES COLLECTED	16,597,467.35
Civil Defense & Disaster Control	10,955.17	Reserve For Uncollected Taxes		1975 Taxes Cancelled, Abated or Adjusted	246,377.19
Environmental Inspection & Control	39,788.08	CAPITAL OUTLAY TOTAL		Transfer to Tax Title Liens or Foreclosed	119,222.12
Other Public Safety				Balance Outstanding Dec. 31, 1975	1,976,312.09
PUBLIC WORKS				PRIOR YEARS TAXES OUTSTANDING	
Streets and Drainage	2,514,764.04	Public Enterprises		Balance January 1, 1975	1,533,336.45
Sewers and Sewage Processing	129,011.50	Recreation—Culture		Collected in 1975	1,343,710.75
Garbage and Trash Disposal	388,362.32	Public Works		Cancelled, Abated or Adjusted 1975	3,072.56
Public Buildings and Grounds	249,933.97	Buildings and Grounds		Transfers to Tax Title Liens or Foreclosed	33,139.49
Other Public Works	38,323.35	Library and Education		Balance December 31, 1975	153,413.65
HEALTH and WELFARE		Conservation		TAX TITLE LIENS OUTSTANDING	
Health Services Except Environmental	60,025.00	All Other		Balance January 1, 1975	509,315.04
Welfare-Public Assistance	38,346.00	CAPITAL DEBT AUTHORIZED, DECEMBER 31, 1975		Transfer From Taxes	150,075.10
Hospitals, Clinics, First Aid	24,250.00	ISSUED AND UNISSUED GROSS DEBT NET DEBT		Redeemed in 1975	148,456.11
Animal, Insect, & Rodent Control	70,791.63	School 12,520,000 3,757,868		Cancelled, Abated or Adjusted (1975)	2,680.23
Other Welfare Services		Self-liquidating 2,088,620 282,620		Transfers to Foreclosed Property	2,287.07
RECREATION and CONSERVATION		Other 170,259 170,259		Balance December 31, 1975	505,966.73
Beaches and Boardwalks	22,600.00	Total 14,778,879 4,210,747		PROPERTY ACQUIRED BY DEED OR FORECLOSURE	
Parks, Playgrounds, Shade Trees	33,562.50	ISSUED AND OUTSTANDING		Balance January 1, 1975	169,449.47
Land Reclamation & Conservation		School 8,879,000.00		Transfers From Taxes or Liens	2,287.07
Other Recreational Services	110,966.27	Self-Liquidating 2,048,620.00		Sale for Cash (1975)	70,094.00
EDUCATION (excluding schools)		Other 32,000.00		Cancelled, Abated or Adjusted (1975)	
Libraries	99,814.00	Total 10,959,620.00		Balance December 31 1975	101,642.54
Other Educational Services	2,483,139.31	EQUALIZED VALUATION BASIS		CURRENT FINANCES DECEMBER 31, 1975	
STATUTORY EXPENDITURES		FOR NET DEBT COMPUTATION		ASSETS	
Pensions & F. I. C. A.	296,711.32	REAL PROPERTY VALUATIONS		Cash Dec. 31, 1975	12,960,343.09
Employee Fringe Benefits	83,200.00	Code Class # of Parcels % VAL'N ASSESSED VALUATION		Taxes Receivable	2,129,725.74
Other Statutory Expenditures		1 Vacant Land		Tax Title Liens	505,966.73
CETA And Other Public Employment Programs		2 Residential		Foreclosed Property	101,642.54
MUNICIPAL FUNCTIONS TOTAL	9,855,753.25	3 Farm		Emergencies & Other Deferred Charges	134,320.80
CAPITAL IMPROVEMENTS	524,500.00	4a Commercial (See Page 45)		State and Federal Aid Receivable	333,753.28
DEBT SERVICE		4b Industrial		Other Receivables	145,904.17
Principal Payments	151,000.00	4c Apartments		Total	16,311,656.35
Interest Payments	204,604.00	Total		LIABILITIES, RESERVES, AND SURPLUS	
	342,804.00	Land Area 346.56-Sq. Miles		Cash Liabilities	1,420,989.76
DEFERRED CHARGES	429,066.22	Net Valuation Taxable-Municipal		Reserves for Receivables	2,883,239.18
SCHOOL, COUNTY, SPECIAL DISTRICT TAXES	17,300,010.82	Net Valuation Taxable-County		Surplus Dec. 31, 1975	12,007,427.41
RESERVE FOR UNCOLLECTED TAXES	2,262,417.07	State Equalized Valuation		Total	16,311,656.35
EXPENDITURES TOTAL	30,202,851.36	State Equalization Ratio			

1899

Population 1970 **199,030**
 Population 1975 **206,495**
 S & P Rating
 Moody Rating

General Tax Rate Per \$100.

State Equalized Tax Rate

SUMMARY SOMERSET COUNTY MUNICIPALITIES

PER CAPITA:

Gross Debt **509.99**
 Net Debt **186.72**
 Debt Service **13.79**
 Total Tax Levy **477.27**
 Municipal Expenditures **186.77**

PER CENT:

Gross Debt **3.32**
 Net Debt **1.22**
 Tax Levy Collected **95.45**
 Tax Levy Cancelled, Abated
 or Adjusted **0.48**

EXPENDITURES		REVENUES-REALIZED		1975 PROPERTY TAX	
GENERAL GOVERNMENT				STATE EQUALIZED TAX RATE	
Governing Body & Public Boards	68,626.20	1975 Property Taxes Collected	94,202,760.12	Local District School Taxes	49,271,680.43
Municipal Clerk	67,287.31	1975 Payments in Lieu of Taxes	31,818.52	Regional & Consolidated School Tax	17,430,556.75
Financial Administration	361,091.86	Delinquent Tax & Lien Collections	3,467,495.87	School Taxes in Municipal Budget	
Assessment of Taxes	343,855.72	Business Personalty Replacement Taxes	3,974,865.63	County Taxes	16,077,719.87
Collection of Taxes	443,428.15	Taxes from Public Utilities	6,973,222.74	County Library Taxes	733,783.50
Planning, Housing & Development	454,449.32	Other Miscellaneous Tax Revenues		Local Municipal Purpose Taxes	13,157,980.11
Human Resources	37,240.00	State Aid Revenues	223,988.12	Veteran. & Senior Citizen Taxes	1,012,830.00
Elections	57,628.54	Federal Aid Revenues	27,258.34	Total Taxes for Rate Computation	97,684,550.66
General Administration (other)	3,796,222.92	State and Local Fiscal Assistance Act Utilized	2,114,287.54	Special District Taxes	428,176.44
JUDICIARY		Sale of Acquired Property	145,552.36	Bank Stock Taxes	167,305.99
Municipal Courts	371,405.75	Other Miscellaneous Revenues	5,194,641.96	Added and Omitted Taxes	1,287,222.05
PUBLIC SAFETY		Total	116,355,891.20	Total Taxes Levied - ABSTRACT	98,554,425.14
Fire Protection	1,554,734.83	Prior Years Surplus Appropriated	7,306,700.00	Total Taxes Billed	98,692,383.37
Police Protection	7,132,288.59	REVENUES TOTAL	123,662,591.20	1975 TAXES COLLECTED	94,202,760.12
Civil Defense & Disaster Control	22,841.29	Reserve For Uncollected Taxes	5,663,523.70	1975 Taxes Cancelled, Abated or Adjusted	476,973.23
Environmental Inspection & Control	325,050.97			Transfer to Tax Title Liens or Foreclosed	460,584.58
Other Public Safety		CAPITAL OUTLAY TOTAL	3,893,382.51	Balance Outstanding Dec. 31, 1975	3,624,299.90
PUBLIC WORKS				PRIOR YEARS TAXES OUTSTANDING	
Streets and Drainage	5,623,361.43	Public Enterprises	494,381.06	Balance January 1, 1975	3,589,559.15
Sewers and Sewage Processing	1,680,152.86	Recreation—Culture	298,893.37	Collected in 1975	3,031,451.27
Garbage and Trash Disposal	610,718.84	Public Works	2,399,769.18	Cancelled, Abated or Adjusted 1975	47,888.55
Public Buildings and Grounds	1,009,771.02	Buildings and Grounds	667,765.72	Transfers to Tax Title Liens or Foreclosed	142,347.06
Other Public Works	125,874.59	Library and Education	32,573.18	Balance December 31, 1975	367,872.27
HEALTH and WELFARE		Conservation		TAX TITLE LIENS OUTSTANDING	
Health Services Except Environmental	496,342.10	All Other		Balance January 1, 1975	878,438.77
Welfare-Public Assistance	94,272.14	CAPITAL DEBT AUTHORIZED, DECEMBER 31, 1975		Transfer From Taxes	543,797.10
Hospitals, Clinics, First Aid	35,750.00	ISSUED AND UNISSUED GROSS DEBT		Redeemed in 1975	436,044.40
Animal, Insect, & Rodent Control	16,190.58	School	55,838,942	Cancelled, Abated or Adjusted (1975)	
Other Welfare Services		Self-liquidating	7,754,150	Transfers to Foreclosed Property	22,166.16
RECREATION and CONSERVATION		Other	41,717,310	Balance December 31, 1975	964,025.31
Beaches and Boardwalks		Total	105,310,402	PROPERTY ACQUIRED BY DEED OR FORECLOSURE	
Parks, Playgrounds, Shade Trees	515,506.47	ISSUED AND OUTSTANDING		Balance January 1, 1975	812,543.05
Land Reclamation & Conservation	224,033.93	School	55,838,942.00	Transfers From Taxes or Liens	34,592.53
Other Recreational Services	729,111.75	Self-Liquidating	6,619,000.00	Sale for Cash (1975)	48,702.36
EDUCATION (excluding schools)		Other	32,531,647.00	Cancelled, Abated or Adjusted (1975)	63,578.40
Libraries	639,648.14	Total	94,989,589.00	Balance December 31, 1975	734,854.82
Other Educational Services	290,500.00	EQUALIZED VALUATION BASIS		CURRENT FINANCES DECEMBER 31, 1975	
STATUTORY EXPENDITURES		FOR NET DEBT COMPUTATION	3,170,909,914.33	ASSETS	
Pensions & F. I. C. A.	1,687,803.65	REAL PROPERTY VALUATIONS		Cash Dec. 31, 1975	15,921,240.82
Employee Fringe Benefits	482,976.73	Code Class # of Parcels % VAL'N	ASSESSED VALUATION	Taxes Receivable	3,992,172.17
Other Statutory Expenditures		1 Vacant Land		Tax Title Liens	964,025.31
CETA And Other Public Employment Programs		2 Residential		Foreclosed Property	734,854.82
MUNICIPAL FUNCTIONS TOTAL	29,298,165.68	3 Farm		Emergencies & Other Deferred Charges	774,911.29
CAPITAL IMPROVEMENTS	866,425.00	4a Commercial		State and Federal Aid Receivable	803,239.94
DEBT SERVICE		4b Industrial (See Page 47)		Other Receivables	960,025.73
Principal Payments	1,270,756.00	4c Apartments		Total	24,150,470.08
Interest Payments	1,576,045.91	Total		LIABILITIES, RESERVES, AND SURPLUS	
DEFERRED CHARGES	759,452.05	Land Area 305.55 Sq. Miles		Cash Liabilities	7,320,900.54
SCHOOL, COUNTY, SPECIAL DISTRICT TAXES	83,941,916.99	Net Valuation Taxable-Municipal	2,407,936,064.00	Reserves for Receivables	6,562,715.41
RESERVE FOR UNCOLLECTED TAXES	5,663,523.70	Net Valuation Taxable-County	3,499,600,418.00	Surplus Dec. 31, 1975	10,266,854.13
EXPENDITURES TOTAL	122,509,860.33	State Equalized Valuation	3,601,747,912.00	Total	24,150,470.08
		State Equalization Ratio			

1999

Population 1970 77,975
 Population 1975 86,725
 S & P Rating
 Moody Rating

General Tax Rate Per \$100.

State Equalized Tax Rate

SUMMARY SUSSEX COUNTY MUNICIPALITIES

PER CAPITA:

Gross Debt 529.89
 Net Debt 60.23
 Debt Service 3.05
 Total Tax Levy 567.14
 Municipal Expenditures 217.51

PER CENT:

Gross Debt 3.41
 Net Debt 0.39
 Tax Levy Collected 90.23
 Tax Levy Cancelled, Abated
 or Adjusted 0.49

EXPENDITURES		REVENUES-REALIZED		1975 PROPERTY TAX STATE EQUALIZED TAX RATE	
GENERAL GOVERNMENT					
Governing Body & Public Boards		1975 Property Taxes Collected	44,247,168.43	Local District School Taxes	23,695,902.15
Municipal Clerk		1975 Payments in Lieu of Taxes	36,511.54	Regional & Consolidated School Tax	7,543,112.41
Financial Administration	194,551.43	Delinquent Tax & Lien Collections	3,537,677.89	School Taxes in Municipal Budget	
Assessment of Taxes	284,090.63	Business Personalty Replacement Taxes	958,337.63	County Taxes	9,952,254.30
Collection of Taxes	367,718.68	Taxes from Public Utilities	2,100,961.92	County Library Taxes	396,655.00
Planning, Housing & Development	261,240.87	Other Miscellaneous Tax Revenues	123,339.70	Local Municipal Purpose Taxes	6,561,545.75
Human Resources	4,800.00	State Aid Revenues	348,221.91	Veteran & Senior Citizen Taxes	504,931.00
Elections	25,706.53	Federal Aid Revenues	14,770.48	Total Taxes for Rate Computation	48,654,400.61
General Administration (other)	1,606,601.07	State and Local Fiscal Assistance Act Utilized	1,610,446.72	Special District Taxes	6,000.00
JUDICIARY		Sale of Acquired Property		Bank Stock Taxes	77,277.64
Municipal Courts	229,071.07	Other Miscellaneous Revenues	2,210,836.85	Added and Omitted Taxes	782,302.55
PUBLIC SAFETY		Total	55,188,273.07	Total Taxes Levied - ABSTRACT	49,015,049.80
Fire Protection	400,562.46	Prior Years Surplus Appropriated	3,911,165.00	Total Taxes Billed	49,040,096.20
Police Protection	2,403,666.67	REVENUES TOTAL	59,099,438.07	1975 TAXES COLLECTED	44,247,168.43
Civil Defense & Disaster Control	25,866.96	Reserve For Uncollected Taxes	5,159,585.75	1975 Taxes Cancelled, Abated or Adjusted	240,709.06
Environmental Inspection & Control	170,668.22	CAPITAL OUTLAY TOTAL	1,301,048.48	Transfer to Tax Title Liens or Foreclosed	309,317.15
Other Public Safety				Balance Outstanding Dec. 31, 1975	4,242,901.56
PUBLIC WORKS					
Streets and Drainage	3,479,935.81	Public Enterprises	132,731.71	PRIOR YEARS TAXES OUTSTANDING	
Sewers and Sewage Processing	230,721.80	Recreation—Culture	73,258.57	Balance January 1, 1975	3,720,858.73
Garbage and Trash Disposal	311,005.65	Public Works	721,307.34	Collected in 1975	3,058,707.15
Public Buildings and Grounds	498,347.02	Buildings and Grounds	373,750.86	Cancelled, Abated or Adjusted 1975	48,106.72
Other Public Works	517,490.55	Library and Education		Transfers to Tax Title Liens or Foreclosed	168,903.16
HEALTH and WELFARE		Conservation		Balance December 31, 1975	445,141.70
Health Services Except Environmental	169,579.39	All Other		TAX TITLE LIENS OUTSTANDING	
Welfare-Public Assistance	47,551.18			Balance January 1, 1975	1,391,960.56
Hospitals, Clinics, First Aid	26,300.00	CAPITAL DEBT AUTHORIZED, DECEMBER 31, 1975		Transfer From Taxes	489,161.08
Animal, Insect, & Rodent Control	57,567.17	ISSUED AND UNISSUED		Redeemed in 1975	478,970.83
Other Welfare Services		School	38,269,528	Cancelled, Abated or Adjusted (1975)	66.00
RECREATION and CONSERVATION		Self-liquidating	3,511,300	Transfers to Foreclosed Property	137,623.89
Beaches and Boardwalks		Other	4,015,055	Balance December 31, 1975	1,264,460.92
Parks, Playgrounds, Shade Trees	106,407.42	Total	45,795,883	PROPERTY ACQUIRED BY DEED OR FORECLOSURE	
Land Reclamation & Conservation	53,043.85	ISSUED AND OUTSTANDING		Balance January 1, 1975	949,597.21
Other Recreational Services	199,516.46	School	38,045,804.00	Transfers From Taxes or Liens	152,575.89
EDUCATION (excluding schools)		Self-Liquidating	1,650,135.00	Sale for Cash (1975)	
Libraries	114,100.00	Other	954,700.00	Cancelled, Abated or Adjusted (1975)	74,535.10
Other Educational Services	1,000.00	Total	40,650,639.00	Balance December 31, 1975	1,027,638.00
STATUTORY EXPENDITURES		EQUALIZED VALUATION BASIS		CURRENT FINANCES DECEMBER 31, 1975	
Pensions & F. I. C. A.	525,935.20	FOR NET DEBT COMPUTATION	1,343,701,514.66	ASSETS	
Employee Fringe Benefits	184,412.00	REAL PROPERTY VALUATIONS		Cash Dec. 31, 1975	9,849,848.62
Other Statutory Expenditures		Code Class # of Parcels % VAL'N	ASSESSED VALUATION	Taxes Receivable	4,688,043.26
CETA And Other Public Employment Programs		1 Vacant Land		Tax Title Liens	1,264,460.97
MUNICIPAL FUNCTIONS TOTAL	12,497,458.09	2 Residential		Foreclosed Property	1,027,638.00
CAPITAL IMPROVEMENTS	301,000.00	3 Farm		Emergencies & Other Deferred Charges	603,354.77
DEBT SERVICE		4a Commercial		State and Federal Aid Receivable	308,108.49
Principal Payments	162,300.00	4b Industrial (See Page 49)		Other Receivables	809,856.80
Interest Payments	101,586.75	4c Apartments		Total	18,551,310.91
DEFERRED CHARGES	877,154.10	Total		LIABILITIES, RESERVES, AND SURPLUS	
SCHOOL, COUNTY, SPECIAL DISTRICT TAXES	41,593,923.86	Land Area 524.71 Sq. Miles		Cash Liabilities	4,292,891.52
RESERVE FOR UNCOLLECTED TAXES	5,159,585.75	Net Valuation Taxable-Municipal	1,136,999,266.00	Reserves for Receivables	7,789,999.03
EXPENDITURES TOTAL	60,392,008.55	Net Valuation Taxable-County	1,440,129,048.00	Surplus Dec. 31, 1975	6,468,420.36
		State Equalized Valuation	1,562,486,177.00	Total	18,551,310.91
		State Equalization Ratio			

2099

Population 1970 **544,090**
 Population 1975 **551,120**
 S & P Rating
 Moody Rating

General Tax Rate Per \$100.

State Equalized Tax Rate

SUMMARY UNION COUNTY MUNICIPALITIES

PER CAPITA:

Gross Debt **373.37**
 Net Debt **140.62**
 Debt Service **18.07**
 Total Tax Levy **410.97**
 Municipal Expenditures **248.36**

PER CENT:

Gross Debt **2.87**
 Net Debt **1.08**
 Tax Levy Collected **97.18**
 Tax Levy Cancelled, Abated
 or Adjusted **0.31**

EXPENDITURES		REVENUES-REALIZED		1975 PROPERTY TAX	
GENERAL GOVERNMENT				STATE EQUALIZED TAX RATE	
Governing Body & Public Boards	393,449.00	1975 Property Taxes Collected	220,729,208.24	Local District School Taxes	108,480,475.03
Municipal Clerk	305,866.50	1975 Payments in Lieu of Taxes	379,146.55	Regional & Consolidated School Tax	21,336,503.48
Financial Administration	1,044,078.50	Delinquent Tax & Lien Collections	4,600,735.01	School Taxes in Municipal Budget	3,551,976.00
Assessment of Taxes	914,923.99	Business Personalty Replacement Taxes	11,757,072.79	County Taxes	36,703,537.21
Collection of Taxes	891,156.02	Taxes from Public Utilities	21,865,109.03	County Library Taxes	
Planning, Housing & Development	2,036,343.20	Other Miscellaneous Tax Revenues	8,150.60	Local Municipal Purpose Taxes	54,878,155.02
Human Resources	5,338,851.70	State Aid Revenues	5,149,802.96	Veteran & Senior Citizen Taxes	2,827,460.00
Elections	51,688.81	Federal Aid Revenues	7,543,222.49	Total Taxes for Rate Computation	227,778,106.74
General Administration (other)	8,397,343.00	State and Local Fiscal Assistance Act Utilized	5,817,336.79	Special District Taxes	
JUDICIARY		Sale of Acquired Property	174,733.89	Bank Stock Taxes	394,438.05
Municipal Courts	860,292.38	Other Miscellaneous Revenues	12,748,536.54	Added and Omitted Taxes	1,149,319.12
PUBLIC SAFETY		Total	290,773,054.89	Total Taxes Levied - ABSTRACT	226,494,403.91
Fire Protection	17,630,920.41	Prior Years Surplus Appropriated	17,276,303.25	Total Taxes Billed	227,138,662.99
Police Protection	24,289,758.50	REVENUES TOTAL	308,049,358.14	1975 TAXES COLLECTED	220,729,208.24
Civil Defense & Disaster Control	138,318.00	Reserve For Uncollected Taxes	11,587,369.24	1975 Taxes Cancelled, Abated or Adjusted	702,660.60
Environmental Inspection & Control	913,129.26	CAPITAL OUTLAY TOTAL	15,549,441.59	Transfer to Tax Title Liens or Foreclosed	304,145.20
Other Public Safety	130,505.84			Balance Outstanding Dec. 31, 1975	5,402,702.75
PUBLIC WORKS				PRIOR YEARS TAXES OUTSTANDING	
Streets and Drainage	9,651,349.14	Public Enterprises	658,846.37	Balance January 1, 1975	6,420,636.02
Sewers and Sewage Processing	4,777,479.56	Recreation—Culture	657,028.81	Collected in 1975	4,231,892.90
Garbage and Trash Disposal	5,371,170.08	Public Works	8,228,068.99	Cancelled, Abated or Adjusted 1975	57,938.59
Public Buildings and Grounds	3,001,516.70	Buildings and Grounds	3,194,872.77	Transfers to Tax Title Liens or Foreclosed	169,409.17
Other Public Works	1,908,429.03	Library and Education	2,810,624.65	Balance December 31, 1975	1,961,395.36
HEALTH and WELFARE		Conservation		TAX TITLE LIENS OUTSTANDING	
Health Services Except Environmental	2,168,839.99	All Other		Balance January 1, 1975	1,048,538.73
Welfare-Public Assistance	1,015,586.18	CAPITAL DEBT AUTHORIZED, DECEMBER 31, 1975		Transfer From Taxes	468,999.88
Hospitals, Clinics, First Aid	126,496.50	ISSUED AND UNISSUED		Redeemed in 1975	368,842.11
Animal, Insect, & Rodent Control	148,375.00	School	118,581,409	Cancelled, Abated or Adjusted (1975)	10,024.80
Other Welfare Services	65,000.00	Self-Liquidating	7,038,800	Transfers to Foreclosed Property	198,341.59
RECREATION and CONSERVATION		Other	80,151,938	Balance December 31, 1975	940,330.11
Beaches and Boardwalks		Total	205,772,147	PROPERTY ACQUIRED BY DEED OR FORECLOSURE	
Parks, Playgrounds, Shade Trees	1,616,326.00	ISSUED AND OUTSTANDING		Balance January 1, 1975	4,154,236.90
Land Reclamation & Conservation	40,625.00	School	93,115,017.00	Transfers From Taxes or Liens	206,761.83
Other Recreational Services	2,568,062.92	Self-Liquidating	5,734,000.00	Sale for Cash (1975)	174,733.89
EDUCATION (excluding schools)		Other	55,668,587.00	Cancelled, Abated or Adjusted (1975)	154,530.00
Libraries	4,031,258.64	Total	154,517,604.00	Balance December 31, 1975	4,031,734.84
Other Educational Services	54,131.75	EQUALIZED VALUATION BASIS		CURRENT FINANCES DECEMBER 31, 1975	
STATUTORY EXPENDITURES		FOR NET DEBT COMPUTATION	7,163,391,757.99	ASSETS	
Pensions & F. I. C. A.	8,141,225.37	REAL PROPERTY VALUATIONS		Cash Dec. 31, 1975	54,179,839.08
Employee Fringe Benefits	2,072,150.00	Code Class # of Parcels % VAL'N		Taxes Receivable	7,364,098.11
Other Statutory Expenditures		1 Vacant Land		Tax Title Liens	940,330.11
CETA And Other Public Employment Programs	3,872,481.00	2 Residential		Foreclosed Property	4,031,734.84
MUNICIPAL FUNCTIONS TOTAL	113,967,527.97	3 Farm		Emergencies & Other Deferred Charges	2,001,640.48
CAPITAL IMPROVEMENTS	1,293,810.55	4a Commercial		State and Federal Aid Receivable	1,164,035.67
DEBT SERVICE		4b Industrial (See Page 51)		Other Receivables	2,995,034.87
Principal Payments	5,900,838.00	4c Apartments		Total	72,676,713.16
Interest Payments	4,060,055.51	Total		LIABILITIES, RESERVES, AND SURPLUS	
	4,143,196.98	Land Area 102.93 Sq. Miles		Cash Liabilities	33,158,119.40
DEFERRED CHARGES	1,358,472.50	Net Valuation Taxable-Municipal	6,863,092,392.00	Reserves for Receivables	15,331,397.93
SCHOOL, COUNTY, SPECIAL DISTRICT TAXES	170,072,491.72	Net Valuation Taxable-County	7,752,345,588.00	Surplus Dec. 31, 1975	24,187,195.83
RESERVE FOR UNCOLLECTED TAXES	11,587,369.24	State Equalized Valuation	7,825,044,830.00	Total	72,676,713.16
EXPENDITURES TOTAL	306,946,754.94	State Equalization Ratio			

2199

Population 1970 **74,105**
 Population 1975 **77,310**
 S & P Rating
 Moody Rating

General Tax Rate Per \$100.

State Equalized Tax Rate

SUMMARY WARREN COUNTY MUNICIPALITIES

PER CAPITA:

Gross Debt **373.54**
 Net Debt **96.09**
 Debt Service **7.34**
 Total Tax Levy **363.47**
 Municipal Expenditures **186.78**

PER CENT:

Gross Debt **3.14**
 Net Debt **0.81**
 Tax Levy Collected **93.09**
 Tax Levy Cancelled, Abated
 or Adjusted **0.23**

EXPENDITURES		REVENUES-REALIZED		1975 PROPERTY TAX	
GENERAL GOVERNMENT				STATE EQUALIZED TAX RATE →	
Governing Body & Public Boards	16,000.00	1975 Property Taxes Collected	26,191,761.33	Local District School Taxes	15,459,276.89
Municipal Clerk	41,428.00	1975 Payments in Lieu of Taxes	37,390.08	Regional & Consolidated School Tax	3,013,153.52
Financial Administration	109,346.91	Delinquent Tax & Lien Collections	1,450,381.57	School Taxes in Municipal Budget	92,288.50
Assessment of Taxes	149,877.98	Business Personalty Replacement Taxes	1,274,318.11	County Taxes	6,000,046.95
Collection of Taxes	165,059.96	Taxes from Public Utilities	4,050,465.35	County Library Taxes	140,087.00
Planning, Housing & Development	188,565.86	Other Miscellaneous Tax Revenues		Local Municipal Purpose Taxes	3,112,851.58
Human Resources	89,240.70	State Aid Revenues	451,872.26	Veteran & Senior Citizen Taxes	478,468.50
Elections	19,416.05	Federal Aid Revenues		Total Taxes for Rate Computation	28,296,172.94
General Administration (other)	1,109,194.43	State and Local Fiscal Assistance Act Utilized	1,135,602.45	Special District Taxes	
JUDICIARY		Sale of Acquired Property	600.00	Bank Stock Taxes	61,671.67
Municipal Courts	175,371.47	Other Miscellaneous Revenues	2,120,617.75	Added and Omitted Taxes	220,600.75
PUBLIC SAFETY		Total	36,713,008.90	Total Taxes Levied - ABSTRACT	28,099,976.86
Fire Protection	335,583.16	Prior Years Surplus Appropriated	3,702,568.32	Total Taxes Billed	28,137,284.69
Police Protection	1,727,534.11	REVENUES TOTAL	40,415,577.22	1975 TAXES COLLECTED	26,191,761.33
Civil Defense & Disaster Control	16,124.00	Reserve For Uncollected Taxes	2,628,953.92	1975 Taxes Cancelled, Abated or Adjusted	64,843.55
Environmental Inspection & Control	75,488.94	CAPITAL OUTLAY TOTAL	1,144,858.66	Transfer to Tax Title Liens or Foreclosed	187,175.19
Other Public Safety				Balance Outstanding Dec. 31, 1975	1,703,504.62
PUBLIC WORKS				PRIOR YEARS TAXES OUTSTANDING	
Streets and Drainage	2,842,555.63	Public Enterprises		Balance January 1, 1975	1,655,665.20
Sewers and Sewage Processing	421,982.54	Recreation—Culture	20,836.34	Collected in 1975	1,384,021.44
Garbage and Trash Disposal	303,692.80	Public Works	247,842.98	Cancelled, Abated or Adjusted 1975	5,481.61
Public Buildings and Grounds	525,857.97	Buildings and Grounds	868,788.44	Transfers to Tax Title Liens or Foreclosed	66,434.73
Other Public Works	41,431.00	Library and Education	7,390.90	Balance December 31, 1975	199,727.42
HEALTH and WELFARE		Conservation		TAX TITLE LIENS OUTSTANDING	
Health Services Except Environmental	33,208.36	All Other		Balance January 1, 1975	349,395.00
Welfare-Public Assistance	34,502.00	CAPITAL DEBT AUTHORIZED, DECEMBER 31, 1975		Transfer From Taxes	263,113.26
Hospitals, Clinics, First Aid	30,800.00	ISSUED AND UNISSUED		Redeemed in 1975	66,360.13
Animal, Insect, & Rodent Control	18,074.38	SCHOOL	23,394,753	Cancelled, Abated or Adjusted (1975)	360.09
Other Welfare Services		Self-Liquidating	1,446,250	Transfers to Foreclosed Property	32,331.90
RECREATION and CONSERVATION		Other	4,037,678	Balance December 31, 1975	513,456.14
Beaches and Boardwalks		Total	28,878,681	PROPERTY ACQUIRED BY DEED OR	
Parks, Playgrounds, Shade Trees	190,764.77	ISSUED AND OUTSTANDING		FORECLOSURE	
Land Reclamation & Conservation	14,219.64	School	17,610,026.00	Balance January 1, 1975	303,730.43
Other Recreational Services	190,612.00	Self-Liquidating	1,349,000.00	Transfers From Taxes or Liens	32,332.07
EDUCATION (excluding schools)		Other	3,363,455.00	Sale for Cash (1975)	600.00
Libraries	262,571.27	Total	22,322,481.00	Cancelled, Abated or Adjusted (1975)	
Other Educational Services	1,370,500.00	EQUALIZED VALUATION BASIS		Balance December 31, 1975	335,462.50
STATUTORY EXPENDITURES		FOR NET DEBT COMPUTATION	918,763,867.34	CURRENT FINANCES DECEMBER 31, 1975	
Pensions & F. I. C. A.	408,542.56	REAL PROPERTY VALUATIONS		ASSETS	
Employee Fringe Benefits	104,659.89	Code Class # of Parcels % VAL'N		Cash Dec. 31, 1975	18,639,225.94
Other Statutory Expenditures		1 Vacant Land		Taxes Receivable	1,903,232.04
CETA And Other Public Employment Programs		2 Residential		Tax Title Liens	513,456.14
MUNICIPAL FUNCTIONS TOTAL	11,012,206.38	3 Farm		Foreclosed Property	335,462.50
CAPITAL IMPROVEMENTS	571,723.98	4a Commercial		Emergencies & Other Deferred Charges	367,217.64
DEBT SERVICE		4b Industrial (See Page 53)		State and Federal Aid Receivable	453,153.52
Principal Payments	356,000.00	4c Apartments		Other Receivables	363,213.15
Interest Payments	211,574.70	Total		Total	22,574,960.93
DEFERRED CHARGES	129,855.50	Land Area 361.55 Sq. Miles		LIABILITIES, RESERVES, AND SURPLUS	
SCHOOL, COUNTY, SPECIAL DISTRICT TAXES	230,949.13	Net Valuation Taxable-Municipal	770,134,212.00	Cash Liabilities	10,441,772.84
RESERVE FOR UNCOLLECTED TAXES	2,628,953.92	Net Valuation Taxable-County	1,013,678,781.00	Reserves for Receivables	3,115,363.83
EXPENDITURES TOTAL	39,144,536.99	State Equalized Valuation	1,038,728,292.00	Surplus Dec. 31, 1975	9,017,824.26
		State Equalization Ratio		Total	22,574,960.93

0101
 Population 1970 6,135
 Population 1975 6,600
 S & P Rating /
 Moody Rating BAA

General Tax Rate Per \$100. 3.97
 State Equalized Tax Rate 3.10

ABSECON CITY — ATLANTIC COUNTY
Form of Government:
City Charter Act, (P.L. 1899, c.52)
Number of Members on Governing Body 7

PER CAPITA:
 Gross Debt 1,166.52
 Net Debt 589.55
 Debt Service 62.08
 Total Tax Levy 310.44
 Municipal Expenditures 200.35

PER CENT: 13.34
 Gross Debt 6.74
 Net Debt 94.84
 Tax Levy Collected
 Tax Levy Cancelled, Abated
 or Adjusted .44

EXPENDITURES		REVENUES-REALIZED		1975 PROPERTY TAX	
GENERAL GOVERNMENT				STATE EQUALIZED TAX RATE 1.44	
Governing Body & Public Boards		1975 Property Taxes Collected	1,946,361.42	Local District School Taxes	961,594.00
Municipal Clerk		1975 Payments in Lieu of Taxes		Regional & Consolidated School Tax.	
Financial Administration	5,670.00	Delinquent Tax & Lien Collections	50,193.54	School Taxes in Municipal Budget	.06 37,608.50
Assessment of Taxes	18,310.00	Business Personalty Replacement Taxes	20,538.16	County Taxes	.79 524,831.09
Collection of Taxes	16,320.00	Taxes from Public Utilities	175,272.74	County Library Taxes	.01 8,275.22
Planning, Housing & Development	9,975.00	Other Miscellaneous Tax Revenues		Local Municipal Purpose Taxes	.73 488,076.34
Human Resources		State Aid Revenues	44,284.72	Veteran & Senior Citizen Taxes	.08 50,750.00
Elections	1,205.00	Federal Aid Revenues	27,442.00	Total Taxes for Rate Computation	3.11 2,071,135.15
General Administration (other)	82,235.75	State and Local Fiscal Assistance Act Utilized	37,700.00	Special District Taxes	
JUDICIARY		Sale of Acquired Property	67,125.00	Bank Stock Taxes	5,444.99
Municipal Courts	12,375.00	Other Miscellaneous Revenues	330,943.13	Added and Omitted Taxes	23,046.31
PUBLIC SAFETY		Total	2,699,860.71	Total Taxes Levied - ABSTRACT	2,048,876.45
Fire Protection	23,700.00	Prior Years Surplus Appropriated	225,000.00	Total Taxes Billed	2,052,337.31
Police Protection	233,988.91	REVENUES TOTAL	2,924,860.71	1975 TAXES COLLECTED	1,946,361.42
Civil Defense & Disaster Control		Reserve For Uncollected Taxes	94,147.36	1975 Taxes Cancelled, Abated or Adjusted	9,020.76
Environmental Inspection & Control	3,225.00	CAPITAL OUTLAY	TOTAL 2,606,361.34	Transfer to Tax Title Liens or Foreclosed	15,095.55
Other Public Safety				Balance Outstanding Dec. 31, 1975	81,859.58
PUBLIC WORKS		Public Enterprises		PRIOR YEARS TAXES OUTSTANDING	
Streets and Drainage	155,069.52	Recreation—Culture		Balance January 1, 1975	49,487.18
Sewers and Sewage Processing	7,800.00	Public Works	2,548,631.08	Collected in 1975	45,552.52
Garbage and Trash Disposal	79,250.00	Buildings and Grounds	57,730.26	Cancelled, Abated or Adjusted 1975	
Public Buildings and Grounds	15,345.00	Library and Education		Transfers to Tax Title Liens or Foreclosed	3,918.05
Other Public Works	33,650.00	Conservation		Balance December 31, 1975	16.61
HEALTH and WELFARE		All Other		TAX TITLE LIENS OUTSTANDING	
Health Services Except Environmental	1,415.00	CAPITAL DEBT AUTHORIZED, DECEMBER 31, 1975		Balance January 1, 1975	9,560.18
Welfare-Public Assistance	1,500.00	ISSUED AND UNISSUED	GROSS DEBT	Transfer From Taxes	19,507.39
Hospitals, Clinics, First Aid	11,000.00	School	788,000	Redeemed in 1975	4,641.02
Animal, Insect, & Rodent Control	3,000.00	Self-liquidating		Cancelled, Abated or Adjusted (1975)	
Other Welfare Services		Other	6,911,000	Transfers to Foreclosed Property	
RECREATION and CONSERVATION		Total	7,699,000	Balance December 31, 1975	24,426.55
Beaches and Boardwalks		ISSUED AND OUTSTANDING		PROPERTY ACQUIRED BY DEED OR FORECLOSURE	
Parks, Playgrounds, Shade Trees	16,975.00	School	788,000.00	Balance January 1, 1975	248,044.92
Land Reclamation & Conservation		Self-Liquidating		Transfers From Taxes or Liens	
Other Recreational Services		Other	3,088,000.00	Sale for Cash (1975)	67,125.00
EDUCATION (excluding schools)		Total	3,876,000.00	Cancelled, Abated or Adjusted (1975)	
Libraries	6,315.00	EQUALIZED VALUATION BASIS	FOR NET DEBT COMPUTATION 57,705,570.67	Balance December 31, 1975	180,919.92
Other Educational Services		REAL PROPERTY VALUATIONS		CURRENT FINANCES DECEMBER 31, 1975	
STATUTORY EXPENDITURES		Code Class # of Parcels % VAL'N	ASSESSED VALUATION	ASSETS	
Pensions & F. I. C. A.	38,968.18	1 Vacant Land 651 6.30	3,242,000.00	Cash Dec. 31, 1975	353,197.91
Employee Fringe Benefits	13,685.00	2 Residential 1948 78.82	40,568,400.00	Taxes Receivable	81,876.19
Other Statutory Expenditures		3 Farm		Tax Title Liens	24,426.55
CETA And Other Public Employment Programs	27,442.00	4a Commercial 161 12.63	6,502,500.00	Foreclosed Property	180,919.92
MUNICIPAL FUNCTIONS TOTAL	818,419.36	4b Industrial 1 .10	50,200.00	Emergencies & Other Deferred Charges	
CAPITAL IMPROVEMENTS *MEMO*	33,000.00	4c Apartments 1 2.14	1,103,500.00	State and Federal Aid Receivable	45,704.70
DEBT SERVICE		Total 2762	51,466,600.00	Other Receivables	807,106.78
Principal Payments	46,000.00	Land Area 5.70 Sq. Miles		Total	1,493,232.05
Interest Payments	363,714.00	Net Valuation Taxable-Municipal	52,186,320.00	LIABILITIES, RESERVES, AND SURPLUS	
TYPE I SCHL DEBT *MEMO	74,618.50	Net Valuation Taxable-County	61,400,694.00	Cash Liabilities	108,018.03
DEFERRED CHARGES		State Equalized Valuation	66,470,454.00	Reserves for Receivables	1,094,329.44
SCHOOL, COUNTY, SPECIAL DISTRICT TAXES	1,532,308.81	State Equalization Ratio	78.29	Surplus Dec. 31, 1975	290,884.58
RESERVE FOR UNCOLLECTED TAXES	94,147.36			Total	1,493,232.05
EXPENDITURES TOTAL	2,854,589.53				

1001

Population 1970 2,140
 Population 1975 2,310
 S & P Rating
 Moody Rating

General Tax Rate Per \$100 4.27
 State Equalized Tax Rate 3.06

ALEXANDRIA TOWNSHIP — HUNTERDON CO.

Form of Government:

Township Committee

Number of Members on Governing Body 3

PER CAPITA:

Gross Debt 460.61
 Net Debt
 Debt Service
 Total Tax Levy 556.06
 Municipal Expenditures 154.56

PER CENT:

Gross Debt 2.96
 Net Debt
 Tax Levy Collected 87.72
 Tax Levy Cancelled, Abated or Adjusted 2.26

EXPENDITURES		REVENUES-REALIZED		1975 PROPERTY TAX	
GENERAL GOVERNMENT				STATE EQUALIZED TAX RATE	
Governing Body & Public Boards		1975 Property Taxes Collected	1,127,998.20	Local District School Taxes	1.60 674,789.20
Municipal Clerk		1975 Payments in Lieu of Taxes		Regional & Consolidated School Tax	.95 399,133.32
Financial Administration	6,600.00	Delinquent Tax & Lien Collections	130,245.27	School Taxes in Municipal Budget	
Assessment of Taxes	4,000.00	Business Personality Replacement Taxes	29,128.23	County Taxes	.39 165,758.00
Collection of Taxes	5,000.00	Taxes from Public Utilities	87,786.04	County Library Taxes	.02 8,516.52
Planning, Housing & Development	6,200.00	Other Miscellaneous Tax Revenues		Local Municipal Purpose Taxes	.06 26,155.61
Human Resources		State Aid Revenues	3,220.50	Veteran & Senior Citizen Taxes	.04 14,800.00
Elections	825.00	Federal Aid Revenues		Total Taxes for Rate Computation	3.06 1,289,152.65
General Administration (other)	21,500.00	State and Local Fiscal Assistance Act Utilized	32,901.73	Special District Taxes	
JUDICIARY		Sale of Acquired Property		Bank Stock Taxes	565.24
Municipal Courts	4,400.00	Other Miscellaneous Revenues	65,158.41	Added and Omitted Taxes	9,582.29
PUBLIC SAFETY		Total	1,476,438.38	Total Taxes Levied - ABSTRACT	1,284,500.18
Fire Protection	8,300.00	Prior Years Surplus Appropriated	150,000.00	Total Taxes Billed	1,285,842.13
Police Protection	13,000.00	REVENUES TOTAL	1,626,438.38	1975 TAXES COLLECTED	1,127,998.20
Civil Defense & Disaster Control	250.00	Reserve For Uncollected Taxes	176,058.12	1975 Taxes Cancelled, Abated or Adjusted	3,310.99
Environmental Inspection & Control	3,500.00	CAPITAL OUTLAY TOTAL	51,304.06	Transfer to Tax Title Liens or Foreclosed	15,733.27
Other Public Safety				Balance Outstanding Dec. 31, 1975	138,799.67
PUBLIC WORKS				PRIOR YEARS TAXES OUTSTANDING	
Streets and Drainage	91,850.00	Public Enterprises		Balance January 1, 1975	135,569.56
Sewers and Sewage Processing		Recreation—Culture		Collected in 1975	127,765.56
Garbage and Trash Disposal		Public Works	48,502.93	Cancelled, Abated or Adjusted 1975	50.00
Public Buildings and Grounds		Buildings and Grounds	2,801.13	Transfers to Tax Title Liens or Foreclosed	4,793.56
Other Public Works		Library and Education		Balance December 31, 1975	2,960.44
HEALTH and WELFARE		Conservation		TAX TITLE LIENS OUTSTANDING	
Health Services Except Environmental	800.00	All Other		Balance January 1, 1975	21,669.81
Welfare-Public Assistance	300.00	CAPITAL DEBT AUTHORIZED, DECEMBER 31, 1975		Transfer From Taxes	20,830.18
Hospitals, Clinics, First Aid		ISSUED AND UNISSUED GROSS DEBT NET DEBT		Redeemed in 1975	2,479.71
Animal, Insect, & Rodent Control	2,875.00	School 1,064,018		Cancelled, Abated or Adjusted (1975)	
Other Welfare Services		Self-liquidating		Transfers to Foreclosed Property	
RECREATION and CONSERVATION		Other		Balance December 31, 1975	40,020.28
Beaches and Boardwalks		Total 1,064,018		PROPERTY ACQUIRED BY DEED OR	
Parks, Playgrounds, Shade Trees		ISSUED AND OUTSTANDING		FORECLOSURE	
Land Reclamation & Conservation	500.00	School	66,418.00	Balance January 1, 1975	
Other Recreational Services	500.00	Self-Liquidating		Transfers From Taxes or Liens	
EDUCATION (excluding schools)		Other		Sale for Cash (1975)	
Libraries		Total 66,418.00		Cancelled, Abated or Adjusted (1975)	
Other Educational Services		EQUALIZED VALUATION BASIS		Balance December 31, 1975	
STATUTORY EXPENDITURES		FOR NET DEBT COMPUTATION	35,907,051.67	CURRENT FINANCES DECEMBER 31, 1975	
Pensions & F. I. C. A.	5,700.00	REAL PROPERTY VALUATIONS		ASSETS	
Employee Fringe Benefits		Code Class # of Parcels % VAL'N		Cash Dec. 31, 1975	850,673.87
Other Statutory Expenditures		1 Vacant Land 192 6.81	2,038,750.00	Taxes Receivable	141,760.11
CETA And Other Public Employment Programs		2 Residential 597 59.51	17,804,850.00	Tax Title Liens	40,020.28
MUNICIPAL FUNCTIONS TOTAL	176,100.00	3 Farm 323 29.15	8,719,592.00	Foreclosed Property	
CAPITAL IMPROVEMENTS MEMO	57,901.73	4a Commercial 25 3.85	1,152,700.00	Emergencies & Other Deferred Charges	4,205.05
DEBT SERVICE		4b Industrial 3 .54	161,800.00	State and Federal Aid Receivable	
Principal Payments		4c Apartments 1 .14	41,000.00	Other Receivables	
Interest Payments		Total 1141	29,918,692.00	Total	1,036,659.31
DEFERRED CHARGES	4,881.67	Land Area 28.20 Sq. Miles		LIABILITIES, RESERVES, AND SURPLUS	
SCHOOL, COUNTY, SPECIAL DISTRICT TAXES	1,248,197.04	Net Valuation Taxable-Municipal	30,213,572.00	Cash Liabilities	594,618.78
RESERVE FOR UNCOLLECTED TAXES	176,058.12	Net Valuation Taxable-County	38,344,082.00	Reserves for Receivables	181,780.39
EXPENDITURES TOTAL	1,605,236.83	State Equalized Valuation	41,935,480.00	Surplus Dec. 31, 1975	260,260.14
		State Equalization Ratio	71.85	Total	1,036,659.31

2101

Population 1970 **1,140**
 Population 1975 **1,195**
 S & P Rating
 Moody Rating

General Tax Rate Per \$100. **5.54**
 State Equalized Tax Rate **2.39**

ALLAMUCHY TOWNSHIP — WARREN CO.
 Form of Government:
 Township Committee
 Number of Members on Governing Body 3

PER CAPITA:
 Gross Debt **49.50**
 Net Debt **49.50**
 Debt Service **.17**
 Total Tax Levy **576.03**
 Municipal Expenditures **179.61**

PER CENT:
 Gross Debt **.23**
 Net Debt **.23**
 Tax Levy Collected **96.90**
 Tax Levy Cancelled, Abated or Adjusted **.07**

EXPENDITURES		REVENUES-REALIZED		1975 PROPERTY TAX	
GENERAL GOVERNMENT				STATE EQUALIZED TAX RATE 1.80	
Governing Body & Public Boards		1975 Property Taxes Collected	667,253.02	Local District School Taxes	515,979.00
Municipal Clerk		1975 Payments in Lieu of Taxes	33,769.72	Regional & Consolidated School Tax	
Financial Administration	2,700.00	Delinquent Tax & Lien Collections	17,938.73	School Taxes in Municipal Budget	
Assessment of Taxes	19,450.00	Business Personalty Replacement Taxes	31,538.50	County Taxes	.56 159,686.98
Collection of Taxes	4,000.00	Taxes from Public Utilities	34,055.03	County Library Taxes	.02 5,927.53
Planning, Housing & Development	11,657.74	Other Miscellaneous Tax Revenues		Local Municipal Purpose Taxes	.01 2,043.64
Human Resources		State Aid Revenues	966.50	Veteran & Senior Citizen Taxes	.01 3,960.00
Elections		Federal Aid Revenues		Total Taxes for Rate Computation	2.40 687,597.15
General Administration (other)	45,000.00	State and Local Fiscal Assistance Act Utilized	21,495.00	Special District Taxes	
JUDICIARY		Sale of Acquired Property		Bank Stock Taxes	442.36
Municipal Courts		Other Miscellaneous Revenues	102,893.61	Added and Omitted Taxes	4,281.14
PUBLIC SAFETY		Total	909,910.11	Total Taxes Levied - ABSTRACT	688,360.65
Fire Protection	1,500.00	Prior Years Surplus Appropriated	73,500.00	Total Taxes Billed	688,572.30
Police Protection	500.00	REVENUES TOTAL	983,410.11	1975 TAXES COLLECTED	667,253.02
Civil Defense & Disaster Control	200.00	Reserve For Uncollected Taxes	38,360.83	1975 Taxes Cancelled, Abated or Adjusted	504.97
Environmental Inspection & Control	13,377.50	CAPITAL OUTLAY TOTAL	80,968.49	Transfer to Tax Title Liens or Foreclosed	
Other Public Safety		Public Enterprises		Balance Outstanding Dec. 31, 1975	20,814.31
PUBLIC WORKS		Recreation—Culture		PRIOR YEARS TAXES OUTSTANDING	
Streets and Drainage	34,150.00	Public Works		Balance January 1, 1975	49,433.58
Sewers and Sewage Processing	200.00	Buildings and Grounds	80,968.49	Collected in 1975	17,883.59
Garbage and Trash Disposal	31,495.00	Library and Education		Cancelled, Abated or Adjusted 1975	
Public Buildings and Grounds		Conservation		Transfers to Tax Title Liens or Foreclosed	
Other Public Works		All Other		Balance December 31, 1975	31,549.99
HEALTH and WELFARE		CAPITAL DEBT AUTHORIZED, DECEMBER 31, 1975		TAX TITLE LIENS OUTSTANDING	
Health Services Except Environmental	3,042.26	ISSUED AND UNISSUED GROSS DEBT NET DEBT		Balance January 1, 1975	6,629.26
Welfare-Public Assistance	1,000.00	School		Transfer From Taxes	
Hospitals, Clinics, First Aid	1,250.00	Self-liquidating		Redeemed in 1975	55.14
Animal, Insect, & Rodent Control	550.00	Other	59,155	Cancelled, Abated or Adjusted (1975)	
Other Welfare Services		Total	59,155	Transfers to Foreclosed Property	
RECREATION and CONSERVATION		ISSUED AND OUTSTANDING		Balance December 31, 1975	6,574.12
Beaches and Boardwalks		School		PROPERTY ACQUIRED BY DEED OR	
Parks, Playgrounds, Shade Trees		Self-Liquidating		FORECLOSURE	
Land Reclamation & Conservation		Other		Balance January 1, 1975	
Other Recreational Services	2,300.00	Total		Transfers From Taxes or Liens	
EDUCATION (excluding schools)		EQUALIZED VALUATION BASIS		Sale for Cash (1975)	
Libraries		FOR NET DEBT COMPUTATION	25,311,190.67	Cancelled, Abated or Adjusted (1975)	
Other Educational Services		REAL PROPERTY VALUATIONS		Balance December 31, 1975	
STATUTORY EXPENDITURES		Code Class # of Parcels % VAL'N ASSESSED VALUATION		CURRENT FINANCES DECEMBER 31, 1975	
Pensions & F. I. C. A.	3,700.00	1 Vacant Land 162 4.36	528,985.00	ASSETS	
Employee Fringe Benefits		2 Residential 247 45.00	5,466,135.00	Cash Dec. 31, 1975	520,596.87
Other Statutory Expenditures		3 Farm 170 15.32	1,861,100.00	Taxes Receivable	52,364.30
CETA And Other Public Employment Programs		4a Commercial 18 14.61	1,774,465.00	Tax Title Liens	6,574.12
MUNICIPAL FUNCTIONS TOTAL	176,072.50	4b Industrial 1 .52	63,300.00	Foreclosed Property	
CAPITAL IMPROVEMENTS *MEMO*	15,000.00	4c Apartments 1 20.19	2,452,550.00	Emergencies & Other Deferred Charges	
DEBT SERVICE		Total 599	12,146,535.00	State and Federal Aid Receivable	
Principal Payments	200.00	Land Area 20.30 Sq. Miles		Other Receivables	
Interest Payments		Net Valuation Taxable-Municipal	12,414,055.00	Total	606,936.66
DEFERRED CHARGES		Net Valuation Taxable-County	27,034,428.00	LIABILITIES, RESERVES, AND SURPLUS	
SCHOOL, COUNTY, SPECIAL DISTRICT TAXES	681,593.51	State Equalized Valuation	28,385,868.00	Cash Liabilities	305,060.25
RESERVE FOR UNCOLLECTED TAXES	38,360.83	State Equalization Ratio	43.20	Reserves for Receivables	86,339.79
EXPENDITURES TOTAL	896,226.84			Surplus Dec. 31, 1975	215,536.62

0201

Population 1970 6,250
 Population 1975 6,390
 S & P Rating A
 Moody Rating A

General Tax Rate Per \$100. 4.31
 State Equalized Tax Rate 3.77

ALLENDALE BOROUGH — BERGEN COUNTY

Form of Government:

Borough Council

Number of Members on Governing Body 6

PER CAPITA:

Gross Debt 1,220.54
 Net Debt 731.61
 Debt Service 51.59
 Total Tax Levy 652.13
 Municipal Expenditures 282.17

PER CENT:

Gross Debt 7.64
 Net Debt 4.58
 Tax Levy Collected 95.95
 Tax Levy Cancelled, Abated or Adjusted .22

EXPENDITURES		REVENUES-REALIZED		1975 PROPERTY TAX	
GENERAL GOVERNMENT				STATE EQUALIZED TAX RATE	
Governing Body & Public Boards	500.00	1975 Property Taxes Collected		Local District School Taxes	1.35
Municipal Clerk		1975 Payments in Lieu of Taxes		Regional & Consolidated School Tax	1.11
Financial Administration	5,500.00	Delinquent Tax & Lien Collections		School Taxes in Municipal Budget	
Assessment of Taxes	12,900.00	Business Personalty Replacement Taxes		County Taxes	.38
Collection of Taxes	11,000.00	Taxes from Public Utilities		County Library Taxes	
Planning, Housing & Development	12,450.00	Other Miscellaneous Tax Revenues		Local Municipal Purpose Taxes	.91
Human Resources	4,766.00	State Aid Revenues		Veteran & Senior Citizen Taxes	.03
Elections		Federal Aid Revenues		Total Taxes for Rate Computation	3.78
General Administration (other)	127,970.00	State and Local Fiscal Assistance Act Utilized		Special District Taxes	
JUDICIARY		State and Local Fiscal Assistance Act Utilized		Bank Stock Taxes	3,894.74
Municipal Courts	6,725.00	Sale of Acquired Property		Added and Omitted Taxes	28,674.18
PUBLIC SAFETY		Other Miscellaneous Revenues		Total Taxes Levied - ABSTRACT	4,167,141.74
Fire Protection	39,560.00	Prior Years Surplus Appropriated		Total Taxes Billed	4,169,850.09
Police Protection	333,505.00	REVENUES TOTAL		1975 TAXES COLLECTED	4,001,103.30
Civil Defense & Disaster Control	300.00	Reserve For Uncollected Taxes		1975 Taxes Cancelled, Abated or Adjusted	9,230.89
Environmental Inspection & Control	10,600.00	CAPITAL OUTLAY TOTAL		Transfer to Tax Title Liens or Foreclosed	133.61
Other Public Safety		Public Enterprises		Balance Outstanding Dec. 31, 1975	159,382.29
PUBLIC WORKS		Recreation—Culture		PRIOR YEARS TAXES OUTSTANDING	
Streets and Drainage	141,540.00	Public Works		Balance January 1, 1975	179,455.11
Sewers and Sewage Processing	134,200.00	Buildings and Grounds		Collected in 1975	176,804.02
Garbage and Trash Disposal	122,616.57	Library and Education		Cancelled, Abated or Adjusted 1975	2,651.09
Public Buildings and Grounds	44,500.00	Conservation		Transfers to Tax Title Liens or Foreclosed	
Other Public Works	20,000.00	All Other		Balance December 31, 1975	
HEALTH and WELFARE		CAPITAL DEBT AUTHORIZED, DECEMBER 31, 1975		TAX TITLE LIENS OUTSTANDING	
Health Services Except Environmental	15,975.00	ISSUED AND UNISSUED GROSS DEBT		Balance January 1, 1975	1,127.47
Welfare-Public Assistance		SCHOOL		Transfer From Taxes	133.61
Hospitals, Clinics, First Aid		Self-liquidating		Redeemed in 1975	
Animal, Insect, & Rodent Control		Other		Cancelled, Abated or Adjusted (1975)	
Other Welfare Services		Total		Transfers to Foreclosed Property	
RECREATION and CONSERVATION		ISSUED AND OUTSTANDING		Balance December 31, 1975	1,261.08
Beaches and Boardwalks	34,196.00	SCHOOL		PROPERTY ACQUIRED BY DEED OR	
Parks, Playgrounds, Shade Trees		Self-Liquidating		FORECLOSURE	
Land Reclamation & Conservation	44,958.00	Other		Balance January 1, 1975	4,900.00
Other Recreational Services		Total		Transfers From Taxes or Liens	
EDUCATION (excluding schools)		EQUALIZED VALUATION BASIS		Sale for Cash (1975)	
Libraries	31,500.00	FOR NET DEBT COMPUTATION		Cancelled, Abated or Adjusted (1975)	
Other Educational Services		REAL PROPERTY VALUATIONS		Balance December 31, 1975	4,900.00
STATUTORY EXPENDITURES		Code Class # of Parcels % VAL'N		CURRENT FINANCES DECEMBER 31, 1975	
Pensions & F. I. C. A.	51,300.00	1 Vacant Land 124 2.80		ASSETS	
Employee Fringe Benefits	13,000.00	2 Residential 1572 88.01		Cash Dec. 31, 1975	593,761.50
Other Statutory Expenditures		3 Farm 14 .51		Taxes Receivable	159,382.29
CETA And Other Public Employment Programs	7,466.06	4a Commercial 41 7.27		Tax Title Liens	1,261.08
MUNICIPAL FUNCTIONS TOTAL	1,227,027.63	4b Industrial 5 1.41		Foreclosed Property	4,900.00
CAPITAL IMPROVEMENTS *MEMO*	16,000.00	4c Apartments		Emergencies & Other Deferred Charges	8,090.00
DEBT SERVICE		Total 1756		State and Federal Aid Receivable	4,502.23
Principal Payments	84,685.00	Land Area 2.80 Sq. Miles		Other Receivables	8,584.94
Interest Payments	244,965.39	Net Valuation Taxable-Municipal		Total	780,482.04
DEFERRED CHARGES		Net Valuation Taxable-County		LIABILITIES, RESERVES, AND SURPLUS	
SCHOOL, COUNTY, SPECIAL DISTRICT TAXES	3,131,643.56	State Equalized Valuation		Cash Liabilities	131,007.28
RESERVE FOR UNCOLLECTED TAXES	215,307.37	State Equalization Ratio		Reserves for Receivables	174,128.31
EXPENDITURES TOTAL	4,934,680.45			Surplus Dec. 31, 1975	475,346.45
				Total	780,482.04

1301

Population 1970 **1,015**
 Population 1975 **980**
 S & P Rating
 Moody Rating

General Tax Rate Per \$100. **2.86**
 State Equalized Tax Rate **2.10**

ALLENHURST BOROUGH — MONMOUTH CO.

Form of Government:
 Commission (1911)
 Number of Members on Governing Body 3

PER CAPITA:
 Gross Debt **411.22**
 Net Debt **268.19**
 Debt Service **42.23**
 Total Tax Levy **460.76**
 Municipal Expenditures **730.20**

PER CENT:
 Gross Debt **2.12**
 Net Debt **1.38**
 Tax Levy Collected **97.18**
 Tax Levy Cancelled, Abated or Adjusted **.01**

EXPENDITURES		REVENUES-REALIZED		1975 PROPERTY TAX	
GENERAL GOVERNMENT				STATE EQUALIZED TAX RATE 2.10	
Governing Body & Public Boards		1975 Property Taxes Collected	438,909.42	Local District School Taxes .51	108,740.00
Municipal Clerk		1975 Payments in Lieu of Taxes		Regional & Consolidated School Tax	
Financial Administration	4,600.00	Delinquent Tax & Lien Collections	5,395.61	School Taxes in Municipal Budget	
Assessment of Taxes	1,000.00	Business Personalty Replacement Taxes	7,920.14	County Taxes	.56
Collection of Taxes	400.00	Taxes from Public Utilities	92,768.93	County Library Taxes	.02
Planning, Housing & Development	1,000.00	Other Miscellaneous Tax Revenues		Local Municipal Purpose Taxes	.99
Human Resources		State Aid Revenues	1,375.00	Veteran & Senior Citizen Taxes	.02
Elections	350.00	Federal Aid Revenues	13,975.09	Total Taxes for Rate Computation	2.10
General Administration (other)	88,330.00	State and Local Fiscal Assistance Act Utilized	60,890.53	Special District Taxes	
JUDICIARY		Sale of Acquired Property		Bank Stock Taxes	7,841.56
Municipal Courts	4,850.00	Other Miscellaneous Revenues	279,312.11	Added and Omitted Taxes	
PUBLIC SAFETY		Total	900,546.83	Total Taxes Levied - ABSTRACT	451,541.34
Fire Protection	20,500.00	Prior Years Surplus Appropriated	81,000.00	Total Taxes Billed	451,624.54
Police Protection	142,200.00	REVENUES TOTAL	981,546.83	1975 TAXES COLLECTED	438,909.42
Civil Defense & Disaster Control	100.00	Reserve For Uncollected Taxes	12,893.64	1975 Taxes Cancelled, Abated or Adjusted	42.92
Environmental Inspection & Control	595.00			Transfer to Tax Title Liens or Foreclosed	
Other Public Safety				Balance Outstanding Dec. 31, 1975	12,672.20
PUBLIC WORKS		CAPITAL OUTLAY TOTAL		PRIOR YEARS TAXES OUTSTANDING	
Streets and Drainage	65,656.00	Public Enterprises		Balance January 1, 1975	5,431.11
Sewers and Sewage Processing	42,300.00	Recreation—Culture		Collected in 1975	5,395.61
Garbage and Trash Disposal	27,540.53	Public Works		Cancelled, Abated or Adjusted 1975	
Public Buildings and Grounds	38,000.00	Buildings and Grounds		Transfers to Tax Title Liens or Foreclosed	
Other Public Works		Library and Education		Balance December 31, 1975	35.50
HEALTH and WELFARE		Conservation		TAX TITLE LIENS OUTSTANDING	
Health Services Except Environmental	550.00	All Other		Balance January 1, 1975	
Welfare-Public Assistance	750.00			Transfer From Taxes	
Hospitals, Clinics, First Aid	600.00	CAPITAL DEBT AUTHORIZED, DECEMBER 31, 1975		Redeemed in 1975	
Animal, Insect, & Rodent Control		ISSUED AND UNISSUED GROSS DEBT		Cancelled, Abated or Adjusted (1975)	
Other Welfare Services		School		Transfers to Foreclosed Property	
RECREATION and CONSERVATION		Self-liquidating	260,000	Balance December 31, 1975	
Beaches and Boardwalks	132,500.00	Other	143,000	PROPERTY ACQUIRED BY DEED OR	
Parks, Playgrounds, Shade Trees	5,100.00	Total	403,000	FORECLOSURE	
Land Reclamation & Conservation	770.00			Balance January '1, 1975	
Other Recreational Services	9,500.00	ISSUED AND OUTSTANDING		Transfers From Taxes or Liens	
EDUCATION (excluding schools)		School		Sale for Cash (1975)	
Libraries		Self-Liquidating	200,000.00	Cancelled, Abated or Adjusted (1975)	
Other Educational Services		Other	143,000.00	Balance December 31, 1975	
STATUTORY EXPENDITURES		Total	343,000.00	CURRENT FINANCES DECEMBER 31, 1975	
Pensions & F. I. C. A.	38,500.00	EQUALIZED VALUATION BASIS		ASSETS	
Employee Fringe Benefits	8,400.00	FOR NET DEBT COMPUTATION	19,008,759.33	Cash Dec. 31, 1975	406,246.10
Other Statutory Expenditures		REAL PROPERTY VALUATIONS		Taxes Receivable	12,707.70
CETA And Other Public Employment Programs	19,161.26	Code Class # of Parcels % VAL'N		Tax Title Liens	
MUNICIPAL FUNCTIONS TOTAL	653,252.79	1 Vacant Land 11 1.20	185,300.00	Foreclosed Property	
CAPITAL IMPROVEMENTS *MEMO*	5,000.00	2 Residential 285 72.05	11,101,280.00	Emergencies & Other Deferred Charges	12,000.00
DEBT SERVICE		3 Farm		State and Federal Aid Receivable	8,000.00
Principal Payments	34,125.00	4a Commercial 25 19.02	2,930,100.00	Other Receivables	15,728.66
Interest Payments	7,258.75	4b Industrial 2 6.32	973,400.00	Total	454,682.46
		4c Apartments 5 1.41	217,250.00	LIABILITIES, RESERVES, AND SURPLUS	
		Total 328	15,407,330.00	Cash-Liabilities	212,453.76
DEFERRED CHARGES	8,062.72	Land Area .30 Sq. Miles		Reserves for Receivables	28,436.36
SCHOOL, COUNTY, SPECIAL DISTRICT TAXES	232,289.01	Net Valuation Taxable-Municipal	15,646,820.00	Surplus Dec. 31, 1975	213,792.34
RESERVE FOR UNCOLLECTED TAXES	12,893.64	Net Valuation Taxable-County	19,001,537.00	Total	454,682.46
EXPENDITURES TOTAL	947,881.91	State Equalized Valuation	21,209,649.00		
		State Equalization Ratio	73.48		

1302

Population 1970 **1,605**
 Population 1975 **1,775**
 S & P Rating
 Moody Rating

General Tax Rate Per \$100. **5.29**
 State Equalized Tax Rate **3.50**

ALLENTOWN BOROUGH — MONMOUTH CO.
 Form of Government:
 Borough Council
 Number of Members on Governing Body 6

PER CAPITA:
 Gross Debt **924.89**
 Net Debt **63.34**
 Debt Service
 Total Tax Levy **407.20**
 Municipal Expenditures **172.20**

PER CENT:
 Gross Debt **10.27**
 Net Debt **.70**
 Tax Levy Collected **91.00**
 Tax Levy Cancelled, Abated or Adjusted **4.92**

EXPENDITURES		REVENUES-REALIZED		1975 PROPERTY TAX	
GENERAL GOVERNMENT				STATE EQUALIZED TAX RATE \rightarrow	
Governing Body & Public Boards		1975 Property Taxes Collected	659,296.60	Local District School Taxes	
Municipal Clerk		1975 Payments in Lieu of Taxes		Regional & Consolidated School Tax 2.41	497,687.05
Financial Administration	6,685.00	Delinquent Tax & Lien Collections	20,661.71	School Taxes in Municipal Budget	
Assessment of Taxes	11,940.00	Business Personalty Replacement Taxes	4,573.00	County Taxes	.56 116,393.44
Collection of Taxes	3,357.00	Taxes from Public Utilities	29,617.89	County Library Taxes	.02 4,121.91
Planning, Housing & Development	300.00	Other Miscellaneous Tax Revenues		Local Municipal Purpose Taxes	.46 95,258.95
Human Resources	200.00	State Aid Revenues	4,900.00	Veteran & Senior Citizen Taxes	.05 9,460.00
Elections	500.00	Federal Aid Revenues	6,783.66	Total Taxes for Rate Computation	3.50 722,921.35
General Administration (other)	35,266.00	State and Local Fiscal Assistance Act Utilized	18,822.64	Special District Taxes	
JUDICIARY		Sale of Acquired Property		Bank Stock Taxes	3,181.05
Municipal Courts	4,211.00	Other Miscellaneous Revenues	34,642.87	Added and Omitted Taxes	6,143.61
PUBLIC SAFETY		Total	779,298.37	Total Taxes Levied - ABSTRACT	722,786.01
Fire Protection	12,700.00	Prior Years Surplus Appropriated	115,600.00	Total Taxes Billed	724,490.16
Police Protection	56,480.00	REVENUES TOTAL	894,898.37	1975 TAXES COLLECTED	659,296.60
Civil Defense & Disaster Control	117.00	Reserve For Uncollected Taxes	55,814.36	1975 Taxes Cancelled, Abated or Adjusted	35,649.31
Environmental Inspection & Control	3,825.00	CAPITAL OUTLAY TOTAL	744,947.13	Transfer to Tax Title Liens or Foreclosed	3,768.30
Other Public Safety				Balance Outstanding Dec. 31, 1975	25,775.95
PUBLIC WORKS				PRIOR YEARS TAXES OUTSTANDING	
Streets and Drainage	29,860.00	Public Enterprises	744,947.13	Balance January 1, 1975	21,333.55
Sewers and Sewage Processing		Recreation—Culture		Collected in 1975	17,317.59
Garbage and Trash Disposal	18,700.00	Public Works		Cancelled, Abated or Adjusted 1975	
Public Buildings and Grounds	12,965.00	Buildings and Grounds		Transfers to Tax Title Liens or Foreclosed	3,476.41
Other Public Works		Library and Education		Balance December 31, 1975	539.55
HEALTH and WELFARE		Conservation		TAX TITLE LIENS OUTSTANDING	
Health Services Except Environmental	1,800.00	All Other		Balance January 1, 1975	3,381.83
Welfare-Public Assistance	4,100.00	CAPITAL DEBT AUTHORIZED, DECEMBER 31, 1975		Transfer From Taxes	7,759.91
Hospitals, Clinics, First Aid		ISSUED AND UNISSUED		Redeemed in 1975	3,344.12
Animal, Insect, & Rodent Control		School	186,496	Cancelled, Abated or Adjusted (1975)	
Other Welfare Services		Self-liquidating	1,455,177	Transfers to Foreclosed Property	
RECREATION and CONSERVATION		Other		Balance December 31, 1975	7,797.62
Beaches and Boardwalks	550.00	Total	1,641,673	PROPERTY ACQUIRED BY DEED OR FORECLOSURE	
Parks, Playgrounds, Shade Trees	3,500.00	ISSUED AND OUTSTANDING		Balance January 1, 1975	8,700.00
Land Reclamation & Conservation	2,100.00	School	186,496.00	Transfers From Taxes or Liens	
Other Recreational Services		Self-Liquidating	577,000.00	Sale for Cash (1975)	
EDUCATION (excluding schools)		Other		Cancelled, Abated or Adjusted (1975)	
Libraries	3,000.00	Total	763,496.00	Balance December 31, 1975	8,700.00
Other Educational Services		EQUALIZED VALUATION BASIS		CURRENT FINANCES DECEMBER 31, 1975	
STATUTORY EXPENDITURES		FOR NET DEBT COMPUTATION	15,980,542.67	ASSETS	
Pensions & F. I. C. A.	6,763.00	REAL PROPERTY VALUATIONS		Cash Dec. 31, 1975	326,803.11
Employee Fringe Benefits	1,890.00	Code Class # of Parcels % VAL'N		Taxes Receivable	26,315.50
Other Statutory Expenditures		1 Vacant Land 47 1.12	149,300.00	Tax Title Liens	7,797.62
CETA And Other Public Employment Programs	7,909.18	2 Residential 504 77.32	10,298,925.00	Foreclosed Property	8,700.00
MUNICIPAL FUNCTIONS TOTAL	228,718.18	3 Farm 5 .49	65,300.00	Emergencies & Other Deferred Charges	10,781.00
CAPITAL IMPROVEMENTS *MEMO*		4a Commercial 36 9.09	1,210,200.00	State and Federal Aid Receivable	14,547.57
DEBT SERVICE		4b Industrial 1 .39	51,700.00	Other Receivables	1,342.36
Principal Payments		4c Apartments 2 11.59	1,544,200.00	Total	396,287.16
Interest Payments		Total 595	13,319,625.00	LIABILITIES, RESERVES, AND SURPLUS	
DEFERRED CHARGES	21,117.64	Land Area .60 Sq. Miles		Cash Liabilities	201,164.29
SCHOOL, COUNTY, SPECIAL DISTRICT TAXES	618,202.40	Net Valuation Taxable-Municipal	13,664,397.00	Reserves for Receivables	44,155.48
RESERVE FOR UNCOLLECTED TAXES	55,814.36	Net Valuation Taxable-County	18,536,902.00	Surplus Dec. 31, 1975	150,967.39
EXPENDITURES TOTAL	923,852.58	State Equalized Valuation	20,452,902.00	Total	396,287.16
		State Equalization Ratio	66.24		

1701

Population 1970 **2,555**
 Population 1975 **2,635**
 S & P Rating
 Moody Rating

General Tax Rate Per \$100. **3.32**
 State Equalized Tax Rate **3.37**

ALLOWAY TOWNSHIP — SALEM CO.
 Form of Government:
 Township Committee
 Number of Members on Governing Body 3

PER CAPITA:
 Gross Debt **112.33**
 Net Debt
 Debt Service
 Total Tax Levy **277.31**
 Municipal Expenditures **115.60**

PER CENT:
 Gross Debt **1.43**
 Net Debt
 Tax Levy Collected **82.30**
 Tax Levy Cancelled, Abated or Adjusted **.77**

EXPENDITURES		REVENUES-REALIZED		1975 PROPERTY TAX	
GENERAL GOVERNMENT				STATE EQUALIZED TAX RATE 2.38	
Governing Body & Public Boards		1975 Property Taxes Collected	602,173.42	Local District School Taxes	520,784.75
Municipal Clerk		1975 Payments in Lieu of Taxes		Regional & Consolidated School Tax	
Financial Administration	4,160.17	Delinquent Tax & Lien Collections	87,675.64	School Taxes in Municipal Budget	
Assessment of Taxes	1,750.00	Business Personalty Replacement Taxes	14,207.00	County Taxes	201,715.26
Collection of Taxes	3,739.42	Taxes from Public Utilities	100,014.53	County Library Taxes	
Planning, Housing & Development	1,133.03	Other Miscellaneous Tax Revenues		Local Municipal Purpose Taxes	-424.11
Human Resources		State Aid Revenues	8,059.00	Veteran & Senior Citizen Taxes	15,630.00
Elections		Federal Aid Revenues		Total Taxes for Rate Computation	737,705.90
General Administration (other)	21,893.87	State and Local Fiscal Assistance Act Utilized	37,450.00	Special District Taxes	
JUDICIARY		Sale of Acquired Property		Bank Stock Taxes	424.11
Municipal Courts	2,181.18	Other Miscellaneous Revenues	50,180.11	Added and Omitted Taxes	8,208.63
PUBLIC SAFETY		Total	899,759.70	Total Taxes Levied - ABSTRACT	730,708.64
Fire Protection	9,405.83	Prior Years Surplus Appropriated	106,311.58	Total Taxes Billed	731,645.95
Police Protection	7,530.60	REVENUES TOTAL	1,006,071.28	1975 TAXES COLLECTED	602,173.42
Civil Defense & Disaster Control	440.17	Reserve For Uncollected Taxes	128,000.00	1975 Taxes Cancelled, Abated or Adjusted	5,642.48
Environmental Inspection & Control	823.08			Transfer to Tax Title Liens or Foreclosed	6,009.20
Other Public Safety		CAPITAL OUTLAY TOTAL	19,675.10	Balance Outstanding Dec. 31, 1975	117,820.85
PUBLIC WORKS				PRIOR YEARS TAXES OUTSTANDING	
Streets and Drainage	92,245.54	Public Enterprises		Balance January 1, 1975	88,465.46
Sewers and Sewage Processing		Recreation—Culture		Collected in 1975	81,134.63
Garbage and Trash Disposal	6,909.09	Public Works	17,925.10	Cancelled, Abated or Adjusted 1975	50.00
Public Buildings and Grounds	13,923.35	Buildings and Grounds	1,750.00	Transfers to Tax Title Liens or Foreclosed	3,111.12
Other Public Works		Library and Education		Balance December 31, 1975	4,169.71
HEALTH and WELFARE		Conservation		TAX TITLE LIENS OUTSTANDING	
Health Services Except Environmental	290.00	All Other		Balance January 1, 1975	6,783.48
Welfare-Public Assistance	436.00			Transfer From Taxes	9,419.78
Hospitals, Clinics, First Aid	800.00	CAPITAL DEBT AUTHORIZED, DECEMBER 31, 1975		Redeemed in 1975	6,541.01
Animal, Insect, & Rodent Control	1,880.28	ISSUED AND UNISSUED GROSS DEBT		Cancelled, Abated or Adjusted (1975)	
Other Welfare Services		School	296,000	Transfers to Foreclosed Property	
RECREATION and CONSERVATION		Self-liquidating		Balance December 31, 1975	9,662.25
Beaches and Boardwalks		Other		PROPERTY ACQUIRED BY DEED OR	
Parks, Playgrounds, Shade Trees	1,462.50	Total	296,000	FORECLOSURE	
Land Reclamation & Conservation		ISSUED AND OUTSTANDING		Balance January 1, 1975	
Other Recreational Services	1,499.27	School	296,000.00	Transfers From Taxes or Liens	
EDUCATION (excluding schools)		Self-liquidating		Sale for Cash (1975)	
Libraries		Other		Cancelled, Abated or Adjusted (1975)	
Other Educational Services		Total	296,000.00	Balance December 31, 1975	
STATUTORY EXPENDITURES		EQUALIZED VALUATION BASIS		CURRENT FINANCES DECEMBER 31, 1975	
Pensions & F. I. C. A.	4,100.00	FOR NET DEBT COMPUTATION	20,767,202.67	ASSETS	
Employee Fringe Benefits		REAL PROPERTY VALUATIONS		Cash Dec. 31, 1975	291,638.95
Other Statutory Expenditures		Code Class # of Parcels % VAL'N		Taxes Receivable	121,990.56
CETA And Other Public Employment Programs		1 Vacant Land 589 9.96	2,177,300.00	Tax Title Liens	9,662.25
MUNICIPAL FUNCTIONS TOTAL	176,603.38	2 Residential 632 58.93	12,886,800.00	Foreclosed Property	
CAPITAL IMPROVEMENTS *MEMO	30,000.00	3 Farm 493 26.77	5,853,700.00	Emergencies & Other Deferred Charges	3,645.38
DEBT SERVICE		4a Commercial 28 4.35	951,700.00	State and Federal Aid Receivable	9,402.23
Principal Payments		4b Industrial		Other Receivables	266.09
Interest Payments		4c Apartments		Total	436,605.46
DEFERRED CHARGES		Total 1742	21,869,500.00	LIABILITIES, RESERVES, AND SURPLUS	
SCHOOL, COUNTY, SPECIAL DISTRICT TAXES	722,500.01	Land Area 34.35 Sq. Miles		Cash Liabilities	49,147.03
RESERVE FOR UNCOLLECTED TAXES	128,000.00	Net Valuation Taxable-Municipal	22,238,345.00	Reserves for Receivables	131,918.90
EXPENDITURES TOTAL	1,027,103.39	Net Valuation Taxable-County	21,815,700.00	Surplus Dec. 31, 1975	255,539.53
		State Equalized Valuation	21,883,356.00	Total	436,605.46
		State Equalization Ratio	101.65		

2102

Population 1970 2,835
 Population 1975 2,870
 S & P Rating
 Moody Rating

General Tax Rate Per \$100. 3.21
 State Equalized Tax Rate 2.37

ALPHA BOROUGH — WARREN CO.

Form of Government:

Borough Council

Number of Members on Governing Body 6

PER CAPITA:

Gross Debt 326.22
 Net Debt
 Debt Service
 Total Tax Levy 188.85
 Municipal Expenditures 102.65

PER CENT:

Gross Debt 4.37
 Net Debt
 Tax Levy Collected 94.87
 Tax Levy Cancelled, Abated or Adjusted .13

EXPENDITURES	REVENUES-REALIZED		1975 PROPERTY TAX	
GENERAL GOVERNMENT			STATE EQUALIZED TAX RATE	
Governing Body & Public Boards			Local District School Taxes	1.70 398,269.00
Municipal Clerk			Regional & Consolidated School Tax	
Financial Administration	4,490.00	1975 Property Taxes Collected	School Taxes in Municipal Budget	
Assessment of Taxes	3,882.00	1975 Payments in Lieu of Taxes	County Taxes	.60 140,549.71
Collection of Taxes	2,716.00	Delinquent Tax & Lien Collections	County Library Taxes	
Planning, Housing & Development	6,725.00	Business Personalty Replacement Taxes	Local Municipal Purpose Taxes	-1,324.11
Human Resources		Taxes from Public Utilities	Veteran & Senior Citizen Taxes	.08 19,860.00
Elections	810.00	Other Miscellaneous Tax Revenues	Total Taxes for Rate Computation	2.38 557,354.60
General Administration (other)	38,963.00	State Aid Revenues	Special District Taxes	
JUDICIARY		Federal Aid Revenues	Bank Stock Taxes	1,324.11
Municipal Courts	4,000.00	State and Local Fiscal Assistance Act Utilized	Added and Omitted Taxes	3,175.20
PUBLIC SAFETY		Sale of Acquired Property	Total Taxes Levied - ABSTRACT	541,993.91
Fire Protection	11,680.00	Other Miscellaneous Revenues	Total Taxes Billed	543,947.61
Police Protection	39,300.00	Total	1975 TAXES COLLECTED	516,037.39
Civil Defense & Disaster Control	40.00	Prior Years Surplus Appropriated	1975 Taxes Cancelled, Abated or Adjusted	699.53
Environmental Inspection & Control		REVENUES TOTAL	Transfer to Tax Title Liens or Foreclosed	1,670.56
Other Public Safety		Reserve For Uncollected Taxes	Balance Outstanding Dec. 31, 1975	25,540.13
PUBLIC WORKS		CAPITAL OUTLAY TOTAL		
Streets and Drainage	54,225.00	Public Enterprises	PRIOR YEARS TAXES OUTSTANDING	
Sewers and Sewage Processing		Recreation—Culture	Balance January 1, 1975	21,499.27
Garbage and Trash Disposal	37,000.00	Public Works	Collected in 1975	20,487.80
Public Buildings and Grounds	12,500.00	Buildings and Grounds	Cancelled, Abated or Adjusted 1975	
Other Public Works		Library and Education	Transfers to Tax Title Liens or Foreclosed	1,010.59
HEALTH and WELFARE		Conservation	Balance December 31, 1975	.88
Health Services Except Environmental	500.00	All Other	TAX TITLE LIENS OUTSTANDING	
Welfare-Public Assistance	400.00		Balance January 1, 1975	3,532.35
Hospitals, Clinics, First Aid		CAPITAL DEBT AUTHORIZED, DECEMBER 31, 1975	Transfer From Taxes	2,887.27
Animal, Insect, & Rodent Control		ISSUED AND UNISSUED GROSS DEBT NET DEBT	Redeemed in 1975	
Other Welfare Services		School 260,000	Cancelled, Abated or Adjusted (1975)	
RECREATION and CONSERVATION		Self-liquidating 676,250	Transfers to Foreclosed Property	
Beaches and Boardwalks		Other	Balance December 31, 1975	6,419.62
Parks, Playgrounds, Shade Trees		Total 936,250	PROPERTY ACQUIRED BY DEED OR	
Land Reclamation & Conservation			FORECLOSURE	
Other Recreational Services	2,137.00	ISSUED AND OUTSTANDING	Balance January 1, 1975	192.50
EDUCATION (excluding schools)		School	Transfers From Taxes or Liens	
Libraries	5,037.00	Self-Liquidating	Sale for Cash (1975)	
Other Educational Services		Other	Cancelled, Abated or Adjusted (1975)	
STATUTORY EXPENDITURES		Total 896,000.00	Balance December 31, 1975	192.50
Pensions & F. I. C. A.	9,000.00	EQUALIZED VALUATION BASIS	CURRENT FINANCES DECEMBER 31, 1975	
Employee Fringe Benefits		FOR NET DEBT COMPUTATION	ASSETS	
Other Statutory Expenditures		REAL PROPERTY VALUATIONS	Cash Dec. 31, 1975	410,913.36
CETA And Other Public Employment Programs		Code Class # of Parcels % VAL'N	Taxes Receivable	25,541.01
MUNICIPAL FUNCTIONS TOTAL	233,405.00	1 Vacant Land 107 1.42	Tax Title Liens	6,419.62
CAPITAL IMPROVEMENTS *MEMO*	5,000.00	2 Residential 690 67.54	Foreclosed Property	192.50
DEBT SERVICE		3 Farm 9 1.66	Emergencies & Other Deferred Charges	4,045.00
Principal Payments		4a Commercial 46 9.99	State and Federal Aid Receivable	19,216.55
Interest Payments		4b Industrial 15 11.91	Other Receivables	9.31
DEFERRED CHARGES		4c Apartments 5 7.48	Total	466,337.35
SCHOOL, COUNTY, SPECIAL DISTRICT TAXES	11,204.67	Total 872	LIABILITIES, RESERVES, AND SURPLUS	
RESERVE FOR UNCOLLECTED TAXES	50,000.00	Land Area 1.70 Sq. Miles	Cash Liabilities	263,990.68
EXPENDITURES TOTAL	833,428.38	Net Valuation Taxable-Municipal	Reserves for Receivables	32,162.44
		Net Valuation Taxable-County	Surplus Dec. 31, 1975	170,184.23
		State Equalized Valuation	Total	466,337.35
		State Equalization Ratio		
				74.12

0202

Population 1970 **1,350**
 Population 1975 **1,390**
 S & P Rating
 Moody Rating

General Tax Rate Per \$100. **1.91**
 State Equalized Tax Rate **1.66**

ALPINE BOROUGH — BERGEN CO.

Form of Government:

Borough Council

Number of Members on Governing Body 6

PER CAPITA:

Gross Debt **312.95**
 Net Debt
 Debt Service
 Total Tax Levy **781.27**
 Municipal Expenditures **389.43**

PER CENT:

Gross Debt **.73**
 Net Debt
 Tax Levy Collected **92.49**
 Tax Levy Cancelled, Abated
 or Adjusted

EXPENDITURES		REVENUES-REALIZED		1975 PROPERTY TAX	
GENERAL GOVERNMENT				STATE EQUALIZED TAX RATE 1.65	
Governing Body & Public Boards		1975 Property Taxes Collected	1,004,396.35	Local District School Taxes	688,548.50
Municipal Clerk		1975 Payments in Lieu of Taxes	25,000.00	Regional & Consolidated School Tax	
Financial Administration	3,800.00	Delinquent Tax & Lien Collections	68,943.96	School Taxes in Municipal Budget	
Assessment of Taxes	6,800.00	Business Personalty Replacement Taxes	8,401.00	County Taxes	236,327.19
Collection of Taxes	3,640.00	Taxes from Public Utilities	116,905.99	County Library Taxes	
Planning, Housing & Development	4,000.00	Other Miscellaneous Tax Revenues		Local Municipal Purpose Taxes	152,715.37
Human Resources		State Aid Revenues	3,283.32	Veteran & Senior Citizen Taxes	5,170.00
Elections	600.00	Federal Aid Revenues		Total Taxes for Rate Computation	1,082,761.06
General Administration (other)	49,035.00	State and Local Fiscal Assistance Act Utilized	5,992.00	Special District Taxes	
JUDICIARY		Sale of Acquired Property		Bank Stock Taxes	
Municipal Courts	7,657.30	Other Miscellaneous Revenues	59,116.87	Added and Omitted Taxes	8,369.95
PUBLIC SAFETY		Total	1,292,039.49	Total Taxes Levied - ABSTRACT	1,085,961.01
Fire Protection	24,000.00	Prior Years Surplus Appropriated	200,000.00	Total Taxes Billed	1,085,961.01
Police Protection	201,152.00	REVENUES TOTAL	1,492,039.49	1975 TAXES COLLECTED	1,004,396.35
Civil Defense & Disaster Control		Reserve For Uncollected Taxes	71,366.07	1975 Taxes Cancelled, Abated or Adjusted	
Environmental Inspection & Control	4,400.00	CAPITAL OUTLAY TOTAL		Transfer to Tax Title Liens or Foreclosed	
Other Public Safety				Balance Outstanding Dec. 31, 1975	81,564.66
PUBLIC WORKS				PRIOR YEARS TAXES OUTSTANDING	
Streets and Drainage	80,042.70	Public Enterprises		Balance January 1, 1975	53,034.64
Sewers and Sewage Processing		Recreation—Culture		Collected in 1975	51,521.29
Garbage and Trash Disposal		Public Works		Cancelled, Abated or Adjusted 1975	
Public Buildings and Grounds	18,150.00	Buildings and Grounds		Transfers to Tax Title Liens or Foreclosed	1,513.35
Other Public Works		Library and Education		Balance December 31, 1975	
HEALTH and WELFARE		Conservation		TAX TITLE LIENS OUTSTANDING	
Health Services Except Environmental	14,175.00	All Other		Balance January 1, 1975	17,422.67
Welfare-Public Assistance	300.00	CAPITAL DEBT AUTHORIZED, DECEMBER 31, 1975		Transfer From Taxes	1,513.35
Hospitals, Clinics, First Aid		ISSUED AND UNISSUED GROSS DEBT		Redeemed in 1975	17,422.67
Animal, Insect, & Rodent Control	450.00	School	435,000	Cancelled, Abated or Adjusted (1975)	
Other Welfare Services		Self-liquidating		Transfers to Foreclosed Property	
RECREATION and CONSERVATION		Other		Balance December 31, 1975	1,513.35
Beaches and Boardwalks		Total	435,000	PROPERTY ACQUIRED BY DEED OR	
Parks, Playgrounds, Shade Trees	525.00	ISSUED AND OUTSTANDING		FORECLOSURE	
Land Reclamation & Conservation	3,000.00	School	435,000.00	Balance January 1, 1975	
Other Recreational Services	7,300.00	Self-Liquidating		Transfers From Taxes or Liens	
EDUCATION (excluding schools)		Other		Sale for Cash (1975)	
Libraries		Total	435,000.00	Cancelled, Abated or Adjusted (1975)	
Other Educational Services		EQUALIZED VALUATION BASIS		Balance December 31, 1975	
STATUTORY EXPENDITURES		FOR NET DEBT COMPUTATION	59,234,199.33	CURRENT FINANCES DECEMBER 31, 1975	
Pensions & F. I. C. A.	25,400.00	REAL PROPERTY VALUATIONS		ASSETS	
Employee Fringe Benefits	6,200.00	Code Class # of Parcels % VAL'N		Cash Dec. 31, 1975	501,209.15
Other Statutory Expenditures		1 Vacant Land 137 14.16	8,017,400.00	Taxes Receivable	81,564.66
CETA And Other Public Employment Programs		2 Residential 391 76.80	43,491,000.00	Tax Title Liens	1,513.35
MUNICIPAL FUNCTIONS TOTAL	460,627.00	3 Farm		Foreclosed Property	
CAPITAL IMPROVEMENTS *MEMO*		4a Commercial 25 9.04	5,120,800.00	Emergencies & Other Deferred Charges	1,946.59
DEBT SERVICE		4b Industrial		State and Federal Aid Receivable	642.00
Principal Payments		4c Apartments		Other Receivables	14,103.08
Interest Payments		Total 553	56,629,200.00	Total	600,978.83
DEFERRED CHARGES	9,313.08	Land Area 6.20 Sq. Miles		LIABILITIES, RESERVES, AND SURPLUS	
SCHOOL, COUNTY, SPECIAL DISTRICT TAXES	924,875.69	Net Valuation Taxable-Municipal	56,981,284.00	Cash Liabilities	157,043.53
RESERVE FOR UNCOLLECTED TAXES	71,366.07	Net Valuation Taxable-County	60,667,805.00	Reserves for Receivables	97,181.09
EXPENDITURES TOTAL	1,466,181.84	State Equalized Valuation	65,465,571.00	Surplus Dec. 31, 1975	346,754.21
		State Equalization Ratio	86.97	Total	600,978.83

1901

Population 1970
Population 1975
S & P Rating
Moody Rating

815
840

General Tax Rate Per \$100.
7.01
State Equalized Tax Rate
2.95

ANDOVER BOROUGH — SUSSEX CO.

Form of Government:

Borough Council

Number of Members on Governing Body 6

PER CAPITA:

Gross Debt

Net Debt

Debt Service

Total Tax Levy

Municipal Expenditures

69.13

321.44

177.96

PER CENT:

Gross Debt

Net Debt

Tax Levy Collected

Tax Levy Cancelled, Abated
or Adjusted

.74

83.70

EXPENDITURES		REVENUES-REALIZED		1975 PROPERTY TAX	
GENERAL GOVERNMENT				STATE EQUALIZED TAX RATE	
Governing Body & Public Boards				Local District School Taxes	
Municipal Clerk				Regional & Consolidated School Tax	1.96
Financial Administration	2,130.00	1975 Property Taxes Collected	226,008.59	School Taxes in Municipal Budget	
Assessment of Taxes	2,300.00	1975 Payments in Lieu of Taxes		County Taxes	.65
Collection of Taxes	2,115.65	Delinquent Tax & Lien Collections	38,657.11	County Library Taxes	.03
Planning, Housing & Development	6,400.00	Business Personalty Replacement Taxes	8,499.82	Local Municipal Purpose Taxes	.28
Human Resources		Taxes from Public Utilities	26,425.01	Veteran & Senior Citizen Taxes	.04
Elections		Other Miscellaneous Tax Revenues		Total Taxes for Rate Computation	2.96
General Administration (other)	16,976.85	State Aid Revenues	10,502.50	Special District Taxes	
JUDICIARY		Federal Aid Revenues		Bank Stock Taxes	1,247.81
Municipal Courts	3,000.00	State and Local Fiscal Assistance Act Utilized	16,895.00	Added and Omitted Taxes	193.99
PUBLIC SAFETY		Sale of Acquired Property		Total Taxes Levied - ABSTRACT	270,009.42
Fire Protection	7,000.00	Other Miscellaneous Revenues	12,204.37	Total Taxes Billed	270,009.42
Police Protection	4,400.00	Total	339,192.40	1975 TAXES COLLECTED	226,008.59
Civil Defense & Disaster Control	800.00	Prior Years Surplus Appropriated	40,000.00	1975 Taxes Cancelled, Abated or Adjusted	
Environmental Inspection & Control		REVENUES TOTAL	379,192.40	Transfer to Tax Title Liens or Foreclosed	
Other Public Safety		Reserve For Uncollected Taxes	51,877.45	Balance Outstanding Dec. 31, 1975	44,000.83
PUBLIC WORKS		CAPITAL OUTLAY TOTAL	2,911.69	PRIOR YEARS TAXES OUTSTANDING	
Streets and Drainage	23,507.50	Public Enterprises		Balance January 1, 1975	37,034.50
Sewers and Sewage Processing	660.00	Recreation—Culture		Collected in 1975	35,219.19
Garbage and Trash Disposal	4,000.00	Public Works	2,911.69	Cancelled, Abated or Adjusted 1975	
Public Buildings and Grounds		Buildings and Grounds		Transfers to Tax Title Liens or Foreclosed	
Other Public Works		Library and Education		Balance December 31, 1975	1,815.31
HEALTH and WELFARE		Conservation		TAX TITLE LIENS OUTSTANDING	
Health Services Except Environmental	1,000.00	All Other		Balance January 1, 1975	5,105.37
Welfare-Public Assistance	225.00			Transfer From Taxes	
Hospitals, Clinics, First Aid	250.00			Redeemed in 1975	3,437.92
Animal, Insect, & Rodent Control	500.00			Cancelled, Abated or Adjusted (1975)	
Other Welfare Services				Transfers to Foreclosed Property	
RECREATION and CONSERVATION				Balance December 31, 1975	1,667.45
Beaches and Boardwalks	5,665.00			PROPERTY ACQUIRED BY DEED OR	
Parks, Playgrounds, Shade Trees				FORECLOSURE	
Land Reclamation & Conservation				Balance January 1, 1975	
Other Recreational Services	500.00			Transfers From Taxes or Liens	
EDUCATION (excluding schools)				Sale for Cash (1975)	
Libraries				Cancelled, Abated or Adjusted (1975)	
Other Educational Services				Balance December 31, 1975	
STATUTORY EXPENDITURES				CURRENT FINANCES DECEMBER 31, 1975	
Pensions & F. I. C. A.	800.00			ASSETS	
Employee Fringe Benefits				Cash Dec. 31, 1975	89,859.63
Other Statutory Expenditures				Taxes Receivable	45,816.14
CETA And Other Public Employment Programs				Tax Title Liens	1,667.45
MUNICIPAL FUNCTIONS				Foreclosed Property	
CAPITAL IMPROVEMENTS	82,230.00			Emergencies & Other Deferred Charges	10,872.86
DEBT SERVICE				State and Federal Aid Receivable	28,895.00
Principal Payments				Other Receivables	168.27
Interest Payments				Total	177,279.35
DEFERRED CHARGES	15,382.36			LIABILITIES, RESERVES, AND SURPLUS	
SCHOOL, COUNTY, SPECIAL DISTRICT TAXES	242,815.43			Cash Liabilities	47,304.72
RESERVE FOR UNCOLLECTED TAXES	51,877.45			Reserves for Receivables	47,651.86
EXPENDITURES TOTAL	392,305.24			Surplus Dec. 31, 1975	82,322.77
				Total	177,279.35

1902

Population 1970 3,055
Population 1975 3,345
S & P Rating
Moody Rating

General Tax Rate Per \$100. 4.62
State Equalized Tax Rate 2.97

ANDOVER TOWNSHIP — SUSSEX CO.

Form of Government:
Township Committee
Number of Members on Governing Body 5

PER CAPITA:
Gross Debt 136.69
Net Debt 24.90
Debt Service
Total Tax Levy 500.46
Municipal Expenditures 233.57
PER CENT:
Gross Debt .91
Net Debt .17
Tax Levy Collected 87.29
Tax Levy Cancelled, Abated or Adjusted .69

EXPENDITURES		REVENUES-REALIZED		1975 PROPERTY TAX	
GENERAL GOVERNMENT				STATE EQUALIZED TAX RATE	
Governing Body & Public Boards		1975 Property Taxes Collected	1,462,700.33	Local District School Taxes	
Municipal Clerk		1975 Payments in Lieu of Taxes		Regional & Consolidated School Tax 2.02	1,140,983.07
Financial Administration	5,850.00	Delinquent Tax & Lien Collections	187,022.62	School Taxes in Municipal Budget	
Assessment of Taxes	8,925.00	Business Personalty Replacement Taxes	47,643.85	County Taxes	.65 369,309.38
Collection of Taxes	8,060.00	Taxes from Public Utilities	97,995.88	County Library Taxes	.03 16,983.65
Planning, Housing & Development	37,820.00	Other Miscellaneous Tax Revenues		Local Municipal Purpose Taxes	.24 137,124.29
Human Resources	1,000.00	State Aid Revenues	5,113.00	Veteran & Senior Citizen Taxes	.03 18,480.00
Elections		Federal Aid Revenues		Total Taxes for Rate Computation	2.97 1,682,880.39
General Administration (other)	111,564.89	State and Local Fiscal Assistance Act Utilized	82,950.00	Special District Taxes	
JUDICIARY		Sale of Acquired Property		Bank Stock Taxes	1,832.71
Municipal Courts	11,475.00	Other Miscellaneous Revenues	80,292.86	Added and Omitted Taxes	7,822.26
PUBLIC SAFETY		Total	1,963,718.54	Total Taxes Levied - ABSTRACT	1,674,055.36
Fire Protection	4,100.00	Prior Years Surplus Appropriated	260,000.00	Total Taxes Billed	1,675,608.06
Police Protection	87,618.00	REVENUES TOTAL	2,223,718.54	1975 TAXES COLLECTED	1,462,700.33
Civil Defense & Disaster Control	2,000.00	Reserve For Uncollected Taxes	285,593.22	1975 Taxes Cancelled, Abated or Adjusted	11,604.69
Environmental Inspection & Control	5,975.00	CAPITAL OUTLAY TOTAL	42,137.00	Transfer to Tax Title Liens or Foreclosed	25,937.50
Other Public Safety				Balance Outstanding Dec. 31, 1975	175,365.54
PUBLIC WORKS				PRIOR YEARS TAXES OUTSTANDING	
Streets and Drainage	130,450.00	Public Enterprises		Balance January 1, 1975	236,223.13
Sewers and Sewage Processing		Recreation—Culture		Collected in 1975	155,534.33
Garbage and Trash Disposal	3,200.00	Public Works	21,137.00	Cancelled, Abated or Adjusted 1975	
Public Buildings and Grounds	14,250.00	Buildings and Grounds	21,000.00	Transfers to Tax Title Liens or Foreclosed	
Other Public Works	6,500.00	Library and Education		Balance December 31, 1975	80,688.80
HEALTH and WELFARE		Conservation		TAX TITLE LIENS OUTSTANDING	
Health Services Except Environmental	9,705.00	All Other		Balance January 1, 1975	43,516.24
Welfare-Public Assistance	2,100.00	CAPITAL DEBT AUTHORIZED, DECEMBER 31, 1975		Transfer From Taxes	25,937.50
Hospitals, Clinics, First Aid	800.00	ISSUED AND UNISSUED		Redeemed in 1975	31,488.29
Animal, Insect, & Rodent Control	2,600.00	School	373,933	Cancelled, Abated or Adjusted (1975)	
Other Welfare Services		Self-liquidating	83,300	Transfers to Foreclosed Property	
RECREATION and CONSERVATION		Other	83,300	Balance December 31, 1975	37,965.45
Beaches and Boardwalks		Total	457,233	PROPERTY ACQUIRED BY DEED OR FORECLOSURE	
Parks, Playgrounds, Shade Trees	7,835.00	ISSUED AND OUTSTANDING		Balance January 1, 1975	42,040.00
Land Reclamation & Conservation		School	373,933.00	Transfers From Taxes or Liens	
Other Recreational Services	3,000.00	Self-liquidating		Sale for Cash (1975)	
EDUCATION (excluding schools)		Other		Cancelled, Abated or Adjusted (1975)	
Libraries		Total	373,933.00	Balance December 31, 1975	42,040.00
Other Educational Services		EQUALIZED VALUATION BASIS		CURRENT FINANCES DECEMBER 31, 1975	
STATUTORY EXPENDITURES		FOR NET DEBT COMPUTATION	50,410,051.00	ASSETS	
Pensions & F. I. C. A.	17,500.00	REAL PROPERTY VALUATIONS		Cash Dec. 31, 1975	637,718.70
Employee Fringe Benefits		Code Class # of Parcels % VAL'N		Taxes Receivable	256,054.34
Other Statutory Expenditures		1 Vacant Land 561 11.29	4,093,696.00	Tax Title Liens	37,965.45
CETA And Other Public Employment Programs		2 Residential 986 64.46	23,371,435.00	Foreclosed Property	42,040.00
MUNICIPAL FUNCTIONS TOTAL	482,327.89	3 Farm 116 5.37	1,945,186.00	Emergencies & Other Deferred Charges	18,814.89
CAPITAL IMPROVEMENTS *MEMO*	22,000.00	4a Commercial 68 15.42	5,589,720.00	State and Federal Aid Receivable	750.56
DEBT SERVICE		4b Industrial 8 1.73	625,900.00	Other Receivables	13,406.31
Principal Payments		4c Apartments 1 1.74	629,600.00	Total	1,006,750.25
Interest Payments		Total 1740	36,255,537.00	LIABILITIES, RESERVES, AND SURPLUS	
DEFERRED CHARGES	13,380.00	Land Area 21.20 Sq. Miles		Cash Liabilities	194,409.30
SCHOOL, COUNTY, SPECIAL DISTRICT TAXES	1,527,276.10	Net Valuation Taxable-Municipal	36,461,626.00	Reserves for Receivables	349,466.10
RESERVE FOR UNCOLLECTED TAXES	285,593.22	Net Valuation Taxable-County	54,075,768.00	Surplus Dec. 31, 1975	462,874.85
EXPENDITURES TOTAL	2,308,577.21	State Equalized Valuation	56,486,294.00	Total	1,006,750.25
		State Equalization Ratio	64.42		

1303

Population 1970 **16,550**
 Population 1975 **16,775**
 S & P Rating **BBB**
 Moody Rating **BA**

General Tax Rate Per \$100. **7.34**
 State Equalized Tax Rate **5.26**

ASBURY PARK CITY — MONMOUTH CO.
 Form of Government:
 Council-Manager (1923)
 Number of Members on Governing Body 5

PER CAPITA:
 Gross Debt **342.51**
 Net Debt **154.74**
 Debt Service **63.84**
 Total Tax Levy **380.90**
 Municipal Expenditures **457.15**

PER CENT:
 Gross Debt **5.78**
 Net Debt **2.61**
 Tax Levy Collected **88.26**
 Tax Levy Cancelled, Abated or Adjusted

EXPENDITURES		REVENUES-REALIZED		1975 PROPERTY TAX	
GENERAL GOVERNMENT				STATE EQUALIZED TAX RATE 5.26	
Governing Body & Public Boards		1975 Property Taxes Collected	5,639,458.74	Local District School Taxes	2.00
Municipal Clerk		1975 Payments in Lieu of Taxes	81,504.00	Regional & Consolidated School Tax	
Financial Administration	70,428.33	Delinquent Tax & Lien Collections	498,848.80	School Taxes in Municipal Budget	.07
Assessment of Taxes	30,512.50	Business Personalty Replacement Taxes	399,556.15	County Taxes	.58
Collection of Taxes	25,271.99	Taxes from Public Utilities	366,549.20	County Library Taxes	
Planning, Housing & Development	112,605.58	Other Miscellaneous Tax Revenues		Local Municipal Purpose Taxes	2.59
Human Resources	495,628.48	State Aid Revenues	998,908.71	Veteran & Senior Citizen Taxes	.03
Elections	5,500.00	Federal Aid Revenues	581,764.40	Total Taxes for Rate Computation	5.27
General Administration (other)	697,145.03	State and Local Fiscal Assistance Act Utilized	432,592.00	Special District Taxes	
JUDICIARY		Sale of Acquired Property	40,080.00	Bank Stock Taxes	
Municipal Courts	62,234.46	Other Miscellaneous Revenues	837,668.52	Added and Omitted Taxes	
PUBLIC SAFETY		Total	9,876,930.52	Total Taxes Levied - ABSTRACT	6,389,577.83
Fire Protection	710,449.11	Prior Years Surplus Appropriated	109,394.65	Total Taxes Billed	6,389,577.83
Police Protection	1,058,065.09	REVENUES TOTAL	9,986,325.17	1975 TAXES COLLECTED	5,639,458.74
Civil Defense & Disaster Control	4,500.00	Reserve For Uncollected Taxes	707,190.00	1975 Taxes Cancelled, Abated or Adjusted	
Environmental Inspection & Control	32,675.32	CAPITAL OUTLAY TOTAL	255,015.61	Transfer to Tax Title Liens or Foreclosed	
Other Public Safety				Balance Outstanding Dec. 31, 1975	750,119.09
PUBLIC WORKS				PRIOR YEARS TAXES OUTSTANDING	
Streets and Drainage	539,730.49	Public Enterprises		Balance January 1, 1975	506,426.78
Sewers and Sewage Processing	172,472.10	Recreation—Culture		Collected in 1975	352,828.26
Garbage and Trash Disposal	250,146.79	Public Works	107,500.00	Cancelled, Abated or Adjusted 1975	
Public Buildings and Grounds	35,815.00	Buildings and Grounds	147,515.61	Transfers to Tax Title Liens or Foreclosed	
Other Public Works	28,293.68	Library and Education		Balance December 31, 1975	153,598.52
HEALTH and WELFARE		Conservation		TAX TITLE LIENS OUTSTANDING	
Health Services Except Environmental	142,180.57	All Other		Balance January 1, 1975	507,707.89
Welfare-Public Assistance	45,600.00	CAPITAL DEBT AUTHORIZED, DECEMBER 31, 1975		Transfer From Taxes	
Hospitals, Clinics, First Aid		ISSUED AND UNISSUED		Redeemed in 1975	146,020.54
Animal, Insect, & Rodent Control		School	3,102,871	Cancelled, Abated or Adjusted (1975)	
Other Welfare Services		Self-liquidating	46,975	Transfers to Foreclosed Property	
RECREATION and CONSERVATION		Other	2,595,821	Balance December 31, 1975	361,687.35
Beaches and Boardwalks		Total	5,745,667	PROPERTY ACQUIRED BY DEED OR FORECLOSURE	
Parks, Playgrounds, Shade Trees	55,554.59	ISSUED AND OUTSTANDING		Balance January 1, 1975	59,280.00
Land Reclamation & Conservation		School	3,085,000.00	Transfers From Taxes or Liens	
Other Recreational Services	49,133.00	Self-Liquidating	46,000.00	Sale for Cash (1975)	40,080.00
EDUCATION (excluding schools)		Other	1,948,150.00	Cancelled, Abated or Adjusted (1975)	
Libraries	138,746.22	Total	5,079,150.00	Balance December 31, 1975	19,200.00
Other Educational Services		EQUALIZED VALUATION BASIS		CURRENT FINANCES DECEMBER 31, 1975	
STATUTORY EXPENDITURES		FOR NET DEBT COMPUTATION	99,467,422.67	ASSETS	
Pensions & F. I. C. A.	421,587.64	REAL PROPERTY VALUATIONS		Cash Dec. 31, 1975	334,423.15
Employee Fringe Benefits		Code Class # of Parcels % VAL'N		Taxes Receivable	903,717.61
Other Statutory Expenditures		1 Vacant Land 213 1.84	1,447,200.00	Tax Title Liens	361,687.35
CETA And Other Public Employment Programs	574,467.53	2 Residential 2228 33.60	26,398,080.00	Foreclosed Property	19,200.00
MUNICIPAL FUNCTIONS TOTAL	5,758,743.50	3 Farm		Emergencies & Other Deferred Charges	112,983.36
CAPITAL IMPROVEMENTS *MEMO*		4a Commercial 424 28.73	22,575,900.00	State and Federal Aid Receivable	255,493.22
DEBT SERVICE		4b Industrial 6 .72	566,100.00	Other Receivables	52,213.66
Principal Payments	770,000.00	4c Apartments 350 35.11	27,587,750.00	Total	2,039,718.35
Interest Payments	300,848.50	Total 3221	78,575,030.00	LIABILITIES, RESERVES, AND SURPLUS	
TYPE I SCHL DEBT *MEMO	275,528.00	Land Area 1.50 Sq. Miles		Cash Liabilities	702,851.27
DEFERRED CHARGES	131,923.49	Net Valuation Taxable-Municipal	87,174,885.00	Reserves for Receivables	1,336,818.62
SCHOOL, COUNTY, SPECIAL DISTRICT TAXES	3,216,147.19	Net Valuation Taxable-County	113,437,857.00	Surplus Dec. 31, 1975	48.46
RESERVE FOR UNCOLLECTED TAXES	707,190.00	State Equalized Valuation	118,260,253.00	Total	2,039,718.35
EXPENDITURES TOTAL	10,884,852.68	State Equalization Ratio	71.74		

1971/3000

* ABOVE DEBT SERVICE INCLUDES TYPE I SCHOOL DEBT

0102

Population 1970 **47,880**
 Population 1975 **43,030**
 S & P Rating **BBB**
 Moody Rating **BAA**

General Tax Rate Per \$100. **6.72**
 State Equalized Tax Rate **5.87**

ATLANTIC CITY — ATLANTIC CO.

Form of Government:
 Commission (1911)
 Number of Members on Governing Body 5

PER CAPITA:

Gross Debt **320.78**
 Net Debt **207.47**
 Debt Service **29.05**
 Total Tax Levy **495.41**
 Municipal Expenditures **695.84**

PER CENT:

Gross Debt **4.06**
 Net Debt **2.63**
 Tax Levy Collected **82.16**
 Tax Levy Cancelled, Abated or Adjusted **2.21**

EXPENDITURES		REVENUES-REALIZED		1975 PROPERTY TAX	
GENERAL GOVERNMENT		1975 Property Taxes Collected		STATE EQUALIZED TAX RATE	
Governing Body & Public Boards		1975 Payments in Lieu of Taxes		Local District School Taxes	1.25
Municipal Clerk	67,724.51	Delinquent Tax & Lien Collections		Regional & Consolidated School Tax	
Financial Administration	379,030.63	Business Personalty Replacement Taxes		School Taxes in Municipal Budget	.02
Assessment of Taxes	75,299.40	Taxes from Public Utilities		County Taxes	.88
Collection of Taxes	246,634.34	Other Miscellaneous Tax Revenues		County Library Taxes	
Planning, Housing & Development	57,267.01	State Aid Revenues		Local Municipal Purpose Taxes	3.66
Human Resources	1,746,129.78	Federal Aid Revenues		Veteran & Senior Citizen Taxes	.06
Elections	9,000.00	State and Local Fiscal Assistance, Act Utilized		Total Taxes for Rate Computation	5.87
General Administration (other)	2,126,845.59	Sale of Acquired Property		Special District Taxes	
JUDICIARY		Other Miscellaneous Revenues		Bank Stock Taxes	64,610.64
Municipal Courts	164,629.87	Total	4,694,335.59	Added and Omitted Taxes	47,688.48
PUBLIC SAFETY		Prior Years Surplus Appropriated		Total Taxes Levied - ABSTRACT	21,317,491.80
Fire Protection	3,708,362.84	Reserve For Uncollected Taxes	32,792,595.65	Total Taxes Billed	21,318,212.53
Police Protection	4,278,524.04	TOTAL	32,792,595.65	1975 TAXES COLLECTED	17,514,869.94
Civil Defense & Disaster Control	33,434.95			1975 Taxes Cancelled, Abated or Adjusted	470,073.75
Environmental Inspection & Control	511,139.68			Transfer to Tax Title Liens or Foreclosed	1,220,507.47
Other Public Safety	18,255.81			Balance Outstanding Dec. 31, 1975	2,112,761.37
PUBLIC WORKS		CAPITAL OUTLAY	4,148,115.78	PRIOR YEARS TAXES OUTSTANDING	
Streets and Drainage	462,646.13	Public Enterprises		Balance January 1, 1975	3,221,387.96
Sewers and Sewage Processing	1,338,739.38	Recreation—Culture		Collected in 1975	1,905,077.47
Garbage and Trash Disposal	1,073,972.22	Public Works	389,759.08	Cancelled, Abated or Adjusted 1975	
Public Buildings and Grounds	1,810,756.76	Buildings and Grounds		Transfers to Tax Title Liens or Foreclosed	525,449.67
Other Public Works	50,449.36	Library and Education	3,758,356.70	Balance December 31, 1975	790,860.82
HEALTH and WELFARE		Conservation		TAX TITLE LIENS OUTSTANDING	
Health Services Except Environmental	41,260.40	All Other		Balance January 1, 1975	2,856,111.66
Welfare-Public Assistance	346,732.46			Transfer From Taxes	1,775,272.86
Hospitals, Clinics, First Aid	62,500.00	CAPITAL DEBT AUTHORIZED, DECEMBER 31, 1975		Redeemed in 1975	546,916.24
Animal, Insect, & Rodent Control	34,428.60	ISSUED AND UNISSUED		Cancelled, Abated or Adjusted (1975)	
Other Welfare Services	15,165.00	School	3,590,000	Transfers to Foreclosed Property	141,167.84
RECREATION and CONSERVATION		Self-liquidating	696,000	Balance December 31, 1975	3,943,300.44
Beaches and Boardwalks	843,713.92	Other	9,517,300	PROPERTY ACQUIRED BY DEED OR	
Parks, Playgrounds, Shade Trees	375,288.53	Total	13,803,300	FORECLOSURE	
Land Reclamation & Conservation				Balance January 1, 1975	1,401,492.00
Other Recreational Services	232,950.48	ISSUED AND OUTSTANDING		Transfers From Taxes or Liens	141,167.84
EDUCATION (excluding schools)		School	3,590,000.00	Sale for Cash (1975)	
Libraries	179,971.89	Self-Liquidating	696,000.00	Cancelled Abated or Adjusted (1975)	15,567.84
Other Educational Services	1,465.00	Other	7,400,000.00	Balance December 31, 1975	1,527,092.00
STATUTORY EXPENDITURES		Total	11,686,000.00	CURRENT FINANCES DECEMBER 31, 1975	
Pensions & F. I. C. A.	1,919,710.86	EQUALIZED VALUATION BASIS		ASSETS	
Employee Fringe Benefits	555,713.00	FOR NET DEBT COMPUTATION	339,752,278.67	Cash Dec. 31, 1975	1,135,203.14
Other Statutory Expenditures		REAL PROPERTY VALUATIONS		Taxes Receivable	2,903,622.19
CETA And Other Public Employment Programs	486,889.63	Code Class # of Parcels % VAL'N		Tax Title Liens	3,943,300.44
MUNICIPAL FUNCTIONS	23,254,632.07	1 Vacant Land 2530 3.39	10,234,520.00	Foreclosed Property	1,527,092.00
CAPITAL IMPROVEMENTS		2 Residential 8256 25.27	76,314,600.00	Emergencies & Other Deferred Charges	1,254,471.77
DEBT SERVICE		3 Farm		State and Federal Aid Receivable	782,684.09
Principal Payments	665,000.00	4a Commercial 2269 61.12	184,536,670.00	Other Receivables	151,012.93
Interest Payments	585,132.20	4b Industrial 27 .31	939,000.00	Total	11,697,386.56
TYPE I SCHL DEBT *MEMO	180,797.20	4c Apartments 439 9.91	29,924,350.00	LIABILITIES, RESERVES, AND SURPLUS	
DEFERRED CHARGES	1,394,602.01	Total 13521	301,949,140.00	Cash Liabilities	2,579,151.75
SCHOOL, COUNTY, SPECIAL DISTRICT TAXES	7,851,357.24	Land Area 11.84 Sq. Miles		Reserves for Receivables	8,525,027.56
RESERVE FOR UNCOLLECTED TAXES	4,042,600.73	Net Valuation Taxable-Municipal	318,640,502.00	Surplus Dec. 31, 1975	593,207.25
EXPENDITURES	37,793,324.25	Net Valuation Taxable-County	383,794,478.00	Total	11,697,386.56
		State Equalized Valuation	362,281,348.00		
		State Equalization Ratio	87.40		

1971/3000

* ABOVE DEBT SERVICE INCLUDES TYPE I SCHOOL DEBT

1304

Population 1970 **5,115**
 Population 1975 **5,255**
 S & P Rating
 Moody Rating **A**

General Tax Rate Per \$100. **5.58**
 State Equalized Tax Rate **2.99**

ATLANTIC HIGHLANDS — MONMOUTH CO.

Form of Government:

Borough Council

Number of Members on Governing Body 6

PER CAPITA:
 Gross Debt **400.06**
 Net Debt **234.49**
 Debt Service **21.07**
 Total Tax Levy **358.32**
 Municipal Expenditures **228.99**

PER CENT:
 Gross Debt **3.73**
 Net Debt **2.19**
 Tax Levy Collected **93.69**
 Tax Levy Cancelled, Abated or Adjusted **.56**

EXPENDITURES		REVENUES-REALIZED		1975 PROPERTY TAX	
GENERAL GOVERNMENT				STATE EQUALIZED TAX RATE	
Governing Body & Public Boards				Local District School Taxes	.68
Municipal Clerk	29,052.00	1975 Property Taxes Collected	1,781,953.87	Regional & Consolidated School Tax	.97
Financial Administration	9,035.45	1975 Payments in Lieu of Taxes		School Taxes in Municipal Budget	
Assessment of Taxes	6,281.40	Delinquent Tax & Lien Collections	82,923.48	County Taxes	.57
Collection of Taxes	23,815.00	Business Personalty Replacement Taxes	25,182.90	County Library Taxes	.02
Planning, Housing & Development	5,250.00	Taxes from Public Utilities	148,582.33	Local Municipal Purpose Taxes	.71
Human Resources		Other Miscellaneous Tax Revenues		Veteran & Senior Citizen Taxes	.04
Elections	1,000.00	State Aid Revenues	1,550.50	Total Taxes for Rate Computation	2.99
General Administration (other)	83,461.03	Federal Aid Revenues	16,954.72	Special District Taxes	
JUDICIARY		State and Local Fiscal Assistance Act Utilized	52,973.45	Bank Stock Taxes	5,222.37
Municipal Courts	16,100.00	Sale of Acquired Property	9,090.00	Added and Omitted Taxes	6,744.33
PUBLIC SAFETY		Other Miscellaneous Revenues	158,544.88	Total Taxes Levied - ABSTRACT	1,882,969.17
Fire Protection	27,218.00	Total	2,277,756.13	Total Taxes Billed	1,902,026.86
Police Protection	275,034.50	Prior Years Surplus Appropriated	319,000.00	1975 TAXES COLLECTED	1,781,953.87
Civil Defense & Disaster Control	1,000.00	REVENUES TOTAL	2,596,756.13	1975 Taxes Cancelled, Abated or Adjusted	10,576.16
Environmental Inspection & Control	4,300.00	Reserve For Uncollected Taxes	177,161.90	Transfer to Tax Title Liens or Foreclosed	12,198.32
Other Public Safety		CAPITAL OUTLAY TOTAL	153,526.13	Balance Outstanding Dec. 31, 1975	97,298.51
PUBLIC WORKS				PRIOR YEARS TAXES OUTSTANDING	
Streets and Drainage	171,141.00	Public Enterprises	44,045.03	Balance January 1, 1975	88,164.31
Sewers and Sewage Processing		Recreation—Culture		Collected in 1975	76,092.65
Garbage and Trash Disposal	70,675.09	Public Works	105,371.10	Cancelled, Abated or Adjusted 1975	
Public Buildings and Grounds	33,363.00	Buildings and Grounds	4,110.00	Transfers to Tax Title Liens or Foreclosed	7,826.13
Other Public Works		Library and Education		Balance December 31, 1975	4,245.53
HEALTH and WELFARE		Conservation		TAX TITLE LIENS OUTSTANDING	
Health Services Except Environmental	11,400.00	All Other		Balance January 1, 1975	14,021.97
Welfare-Public Assistance	5,950.00	CAPITAL DEBT AUTHORIZED, DECEMBER 31, 1975		Transfer From Taxes	21,066.57
Hospitals, Clinics, First Aid		ISSUED AND UNISSUED		Redeemed in 1975	6,830.83
Animal, Insect, & Rodent Control		School	360,417	Cancelled, Abated or Adjusted (1975)	
Other Welfare Services		Self-liquidating	518,200	Transfers to Foreclosed Property	
RECREATION and CONSERVATION		Other	1,223,700	Balance December 31, 1975	28,257.71
Beaches and Boardwalks		Total	2,102,317	PROPERTY ACQUIRED BY DEED OR FORECLOSURE	
Parks, Playgrounds, Shade Trees	26,120.00	ISSUED AND OUTSTANDING		Balance January 1, 1975	45,890.00
Land Reclamation & Conservation		School	360,417.00	Transfers From Taxes or Liens	
Other Recreational Services	2,700.00	Self-Liquidating	518,200.00	Sale for Cash (1975)	9,090.00
EDUCATION (excluding schools)		Other	1,088,700.00	Cancelled, Abated or Adjusted (1975)	
Libraries	14,613.00	Total	1,967,317.00	Balance December 31, 1975	36,800.00
Other Educational Services		EQUALIZED VALUATION BASIS		CURRENT FINANCES DECEMBER 31, 1975	
STATUTORY EXPENDITURES		FOR NET DEBT COMPUTATION	56,294,337.67	ASSETS	
Pensions & F. I. C. A.	48,300.00	REAL PROPERTY VALUATIONS		Cash Dec. 31, 1975	251,837.59
Employee Fringe Benefits	24,028.63	Code Class # of Parcels % VAL'N		Taxes Receivable	101,544.04
Other Statutory Expenditures		1 Vacant Land 226 2.57	853,300.00	Tax Title Liens	28,257.71
CETA And Other Public Employment Programs	20,573.00	2 Residential 1279 74.77	24,845,100.00	Foreclosed Property	36,809.00
MUNICIPAL FUNCTIONS TOTAL	910,411.10	3 Farm		Emergencies & Other Deferred Charges	19,200.00
CAPITAL IMPROVEMENTS *MEMO*	5,000.00	4a Commercial 90 12.02	3,995,200.00	State and Federal Aid Receivable	16,504.16
DEBT SERVICE		4b Industrial 3 .44	147,300.00	Other Receivables	3,717.81
Principal Payments	55,000.00	4c Apartments 8 10.19	3,387,100.00	Total	457,861.31
Interest Payments	55,748.35	Total 1606	33,228,000.00	LIABILITIES, RESERVES, AND SURPLUS	
DEFERRED CHARGES	5,029.31	Land Area 1.20 Sq. Miles		Cash Liabilities	103,049.85
SCHOOL, COUNTY, SPECIAL DISTRICT TAXES	1,422,305.47	Net Valuation Taxable-Municipal	34,027,709.00	Reserves for Receivables	170,319.56
RESERVE FOR UNCOLLECTED TAXES	177,161.90	Net Valuation Taxable-County	57,368,839.00	Surplus Dec. 31, 1975	184,491.90
EXPENDITURES TOTAL	2,625,656.13	State Equalized Valuation	62,803,814.00	Total	457,861.31
		State Equalization Ratio	53.59		

0401

Population 1970 **10,805**
 Population 1975 **10,775**
 S & P Rating
 Moody Rating **A**

General Tax Rate Per \$100. **3.70**
 State Equalized Tax Rate **3.48**

AUDUBON BOROUGH — CAMDEN CO.

Form of Government:

Commission (1911)

Number of Members on Governing Body 3

PER CAPITA:

Gross Debt **189.98**
 Net Debt **48.26**
 Debt Service **4.88**
 Total Tax Levy **340.81**
 Municipal Expenditures **114.46**

PER CENT:

Gross Debt **2.18**
 Net Debt **.55**
 Tax Levy Collected **96.75**
 Tax Levy Cancelled, Abated or Adjusted **2.14**

EXPENDITURES		REVENUES-REALIZED		1975 PROPERTY TAX	
GENERAL GOVERNMENT		1975 Property Taxes Collected		STATE EQUALIZED TAX RATE 1.95	
Governing Body & Public Boards		1975 Payments in Lieu of Taxes	3,551,220.27	Local District School Taxes	2,097,493.25
Municipal Clerk		Delinquent Tax & Lien Collections	30,009.01	Regional & Consolidated School Tax	
Financial Administration	8,500.00	Business Personalty Replacement Taxes	115,342.15	School Taxes in Municipal Budget	
Assessment of Taxes	6,500.00	Taxes from Public Utilities	231,729.34	County Taxes	1,045,706.37
Collection of Taxes	36,629.00	Other Miscellaneous Tax Revenues		County Library Taxes	
Planning, Housing & Development	2,600.00	State Aid Revenues	4,138.50	Local Municipal Purpose Taxes	518,558.54
Human Resources	500.00	Federal Aid Revenues	33,187.81	Veteran & Senior Citizen Taxes	91,830.00
Elections	3,350.00	State and Local Fiscal Assistance Act Utilized	52,443.00	Total Taxes for Rate Computation	3,753,588.16
General Administration (other)	94,585.00	Sale of Acquired Property		Special District Taxes	
JUDICIARY		Other Miscellaneous Revenues	154,614.83	Bank Stock Taxes	8,080.24
Municipal Courts	16,400.00	Total	4,172,684.91	Added and Omitted Taxes	2,428.14
PUBLIC SAFETY		Prior Years Surplus Appropriated	170,000.00	Total Taxes Levied - ABSTRACT	3,672,266.54
Fire Protection	38,950.00	REVENUES TOTAL	4,342,684.91	Total Taxes Billed	3,670,444.48
Police Protection	315,081.00	Reserve For Uncollected Taxes	76,115.96	1975 TAXES COLLECTED	3,551,220.27
Civil Defense & Disaster Control	8,650.00	CAPITAL OUTLAY TOTAL	92,149.81	1975 Taxes Cancelled, Abated or Adjusted	78,645.35
Environmental Inspection & Control	1,800.00	Public Enterprises		Transfer to Tax Title Liens or Foreclosed	1,113.70
Other Public Safety		Recreation—Culture		Balance Outstanding Dec. 31, 1975	39,465.16
PUBLIC WORKS		Public Works	23,598.81	PRIOR YEARS TAXES OUTSTANDING	
Streets and Drainage	131,348.00	Buildings and Grounds	68,551.00	Balance January 1, 1975	28,988.88
Sewers and Sewage Processing	65,049.00	Library and Education		Collected in 1975	28,004.50
Garbage and Trash Disposal	98,120.00	Conservation		Cancelled, Abated or Adjusted 1975	
Public Buildings and Grounds	50,904.00	All Other		Transfers to Tax Title Liens or Foreclosed	984.38
Other Public Works				Balance December 31, 1975	
HEALTH and WELFARE				TAX TITLE LIENS OUTSTANDING	
Health Services Except Environmental	11,399.00			Balance January 1, 1975	1,993.41
Welfare-Public Assistance	1,900.00			Transfer From Taxes	2,281.58
Hospitals, Clinics, First Aid				Redeemed in 1975	2,004.51
Animal, Insect, & Rodent Control				Cancelled, Abated or Adjusted (1975)	
Other Welfare Services				Transfers to Foreclosed Property	
RECREATION and CONSERVATION				Balance December 31, 1975	2,270.48
Beaches and Boardwalks				PROPERTY ACQUIRED BY DEED OR	
Parks, Playgrounds, Shade Trees	3,500.00			FORECLOSURE	
Land Reclamation & Conservation				Balance January 1, 1975	7,935.00
Other Recreational Services	8,500.00			Transfers From Taxes or Liens	
EDUCATION (excluding schools)				Sale for Cash (1975)	
Libraries	35,050.00			Cancelled, Abated or Adjusted (1975)	
Other Educational Services	200.00			Balance December 31, 1975	7,935.00
STATUTORY EXPENDITURES				CURRENT FINANCES DECEMBER 31, 1975	
Pensions & F. I. C. A.	77,175.00			ASSETS	
Employee Fringe Benefits	25,000.00			Cash Dec. 31, 1975	1,282,720.23
Other Statutory Expenditures				Taxes Receivable	39,465.16
CETA And Other Public Employment Programs	48,209.00			Tax Title Liens	2,270.48
MUNICIPAL FUNCTIONS TOTAL	1,089,899.00			Foreclosed Property	7,935.00
CAPITAL IMPROVEMENTS *MEMO*	5,000.00			Emergencies & Other Deferred Charges	26,100.00
DEBT SERVICE				State and Federal Aid Receivable	21,136.19
Principal Payments	32,530.00			Other Receivables	
Interest Payments	20,025.00			Total	1,379,627.06
DEFERRED CHARGES	14,788.78			LIABILITIES, RESERVES, AND SURPLUS	
SCHOOL, COUNTY, SPECIAL DISTRICT TAXES	3,143,199.62			Cash Liabilities	1,177,789.34
RESERVE FOR UNCOLLECTED TAXES	76,115.96			Reserves for Receivables	49,670.64
EXPENDITURES TOTAL	4,376,558.36			Surplus Dec. 31, 1975	152,167.08
				Total	1,379,627.06

0402

Population 1970 1,495
 Population 1975 1,455
 S & P Rating
 Moody Rating

General Tax Rate Per \$100. 9.39
 State Equalized Tax Rate 9.39

AUDUBON PARK BOROUGH — CAMDEN CO.

Form of Government:

Borough Council

Number of Members on Governing Body 6

PER CAPITA:

Gross Debt
 Net Debt
 Debt Service
 Total Tax Levy
 Municipal Expenditures

96.00
 80.75

PER CENT:

Gross Debt
 Net Debt
 Tax Levy Collected 100.00
 Tax Levy Cancelled, Abated
 or Adjusted

EXPENDITURES		REVENUES-REALIZED		1975 PROPERTY TAX	
GENERAL GOVERNMENT				STATE EQUALIZED TAX RATE	
Governing Body & Public Boards				Local District School Taxes	3.21
Municipal Clerk				Regional & Consolidated School Tax	
Financial Administration	4,295.00	1975 Property Taxes Collected	139,697.47	School Taxes in Municipal Budget	
Assessment of Taxes	300.00	1975 Payments in Lieu of Taxes		County Taxes	1.14
Collection of Taxes	375.00	Delinquent Tax & Lien Collections		County Library Taxes	.03
Planning, Housing & Development		Business Personalty Replacement Taxes	3,662.32	Local Municipal Purpose Taxes	5.01
Human Resources	400.00	Taxes from Public Utilities	6,776.97	Veteran & Senior Citizen Taxes	
Elections	525.00	Other Miscellaneous Tax Revenues		Total Taxes for Rate Computation	9.39
General Administration (other)	11,610.00	State Aid Revenues	246.00	Special District Taxes	
JUDICIARY		Federal Aid Revenues	7,229.75	Bank Stock Taxes	
Municipal Courts	5,150.00	State and Local Fiscal Assistance Act Utilized	5,819.00	Added and Omitted Taxes	
PUBLIC SAFETY		Sale of Acquired Property		Total Taxes Levied - ABSTRACT	139,684.05
Fire Protection	6,025.00	Other Miscellaneous Revenues	3,689.53	Total Taxes Billed	139,697.47
Police Protection	63,320.00	Prior Years Surplus Appropriated	167,121.04	1975 TAXES COLLECTED	139,697.47
Civil Defense & Disaster Control		REVENUES TOTAL	16,000.00	1975 Taxes Cancelled, Abated or Adjusted	
Environmental Inspection & Control		Reserve For Uncollected Taxes	183,121.04	Transfer to Tax Title Liens or Foreclosed	
Other Public Safety				Balance Outstanding Dec. 31, 1975	
PUBLIC WORKS		CAPITAL OUTLAY TOTAL		PRIOR YEARS TAXES OUTSTANDING	
Streets and Drainage	460.00	Public Enterprises		Balance January 1, 1975	
Sewers and Sewage Processing		Recreation—Culture		Collected in 1975	
Garbage and Trash Disposal		Public Works		Cancelled, Abated or Adjusted 1975	
Public Buildings and Grounds		Buildings and Grounds		Transfers to Tax Title Liens or Foreclosed	
Other Public Works		Library and Education		Balance December 31, 1975	
HEALTH and WELFARE		Conservation		TAX TITLE LIENS OUTSTANDING	
Health Services Except Environmental	1,385.00	All Other		Balance January 1, 1975	
Welfare-Public Assistance	800.00			Transfer From Taxes	
Hospitals, Clinics, First Aid		CAPITAL DEBT AUTHORIZED, DECEMBER 31, 1975		Redeemed in 1975	
Animal, Insect, & Rodent Control	720.00	ISSUED AND UNISSUED GROSS DEBT		Cancelled, Abated or Adjusted (1975)	
Other Welfare Services		School		Transfers to Foreclosed Property	
RECREATION and CONSERVATION		Self-Liquidating		Balance December 31, 1975	
Beaches and Boardwalks	400.00	Other		PROPERTY ACQUIRED BY DEED OR	
Parks, Playgrounds, Shade Trees		Total		FORECLOSURE	
Land Reclamation & Conservation	360.00	ISSUED AND OUTSTANDING		Balance January 1, 1975	
Other Recreational Services		School		Transfers From Taxes or Liens	
EDUCATION (excluding schools)		Self-Liquidating		Sale for Cash (1975)	
Libraries	1,525.00	Other		Cancelled, Abated or Adjusted (1975)	
Other Educational Services		Total		Balance December 31, 1975	
STATUTORY EXPENDITURES		EQUALIZED VALUATION BASIS		CURRENT FINANCES DECEMBER 31, 1975	
Pensions & F. I. C. A.	7,210.01	FOR NET DEBT COMPUTATION	1,445,458.00	ASSETS	
Employee Fringe Benefits	1,975.00	REAL PROPERTY VALUATIONS		Cash Dec. 31, 1975	31,745.21
Other Statutory Expenditures		Code Class # of Parcels % VAL'N		Taxes Receivable	
CETA And Other Public Employment Programs	10,561.94	1 Vacant Land		Tax Title Liens	
MUNICIPAL FUNCTIONS TOTAL	117,396.95	2 Residential		Foreclosed Property	
CAPITAL IMPROVEMENTS *MEMO*		3 Farm		Emergencies & Other Deferred Charges	12.45
DEBT SERVICE		4a Commercial 1	1,445,458.00	State and Federal Aid Receivable	
Principal Payments		4b Industrial		Other Receivables	994.57
Interest Payments		4c Apartments		Total	32,752.23
DEFERRED CHARGES	99.99	Total 1	1,445,458.00	LIABILITIES, RESERVES, AND SURPLUS	
SCHOOL, COUNTY, SPECIAL DISTRICT TAXES	65,184.05	Land Area .15 Sq. Miles		Cash Liabilities	18,359.49
RESERVE FOR UNCOLLECTED TAXES		Net Valuation Taxable-Municipal	1,487,726.00	Reserves for Receivables	994.57
EXPENDITURES TOTAL	182,680.99	Net Valuation Taxable-County	1,562,050.00	Surplus Dec. 31, 1975	13,398.17
		State Equalized Valuation	1,487,726.00	Total	32,752.23
		State Equalization Ratio	100.00		

0501

Population 1970 **1,305**
 Population 1975 **1,880**
 S & P Rating **888**
 Moody Rating

General Tax Rate Per \$100. **2.44**
 State Equalized Tax Rate **1.35**

AVALON BOROUGH — CAPE MAY CO.
 Form of Government:
 Commission (1911)
 Number of Members on Governing Body 3

PER CAPITA:
 Gross Debt **2,297.55**
 Net Debt **1,593.75**
 Debt Service **202.40**
 Total Tax Levy **1,469.87**
 Municipal Expenditures **1,284.11**

PER CENT:
 Gross Debt **2.52**
 Net Debt **1.75**
 Tax Levy Collected **97.99**
 Tax Levy Cancelled, Abated or Adjusted **.03**

EXPENDITURES		REVENUES-REALIZED		1975 PROPERTY TAX	
GENERAL GOVERNMENT		STATE EQUALIZED TAX RATE		STATE EQUALIZED TAX RATE	
Governing Body & Public Boards		1975 Property Taxes Collected	2,700,014.77	Local District School Taxes	391,576.00
Municipal Clerk	33,000.00	1975 Payments in Lieu of Taxes		Regional & Consolidated School Tax	
Financial Administration	21,479.00	Delinquent Tax & Lien Collections	134,010.82	School Taxes in Municipal Budget	
Assessment of Taxes	23,103.00	Business Personalty Replacement Taxes	20,214.60	County Taxes	824,525.75
Collection of Taxes	29,630.80	Taxes from Public Utilities	153,194.32	County Library Taxes	47,505.53
Planning, Housing & Development	3,680.00	Other Miscellaneous Tax Revenues		Local Municipal Purpose Taxes	1,439,782.70
Human Resources		State Aid Revenues	2,652.50	Veteran & Senior Citizen Taxes	14,060.00
Elections	2,000.00	Federal Aid Revenues		Total Taxes for Rate Computation	2,717,449.98
General Administration (other)	184,135.00	State and Local Fiscal Assistance Act Utilized	28,100.00	Special District Taxes	
JUDICIARY		Sale of Acquired Property	4,260.00	Bank Stock Taxes	5,217.30
Municipal Courts	12,910.00	Other Miscellaneous Revenues	307,907.82	Added and Omitted Taxes	54,753.01
PUBLIC SAFETY		Total	3,350,354.83	Total Taxes Levied - ABSTRACT	2,763,360.29
Fire Protection	17,200.00	Prior Years Surplus Appropriated	650,000.00	Total Taxes Billed	2,755,352.46
Police Protection	337,431.00	REVENUES	4,000,354.83	1975 TAXES COLLECTED	2,700,014.77
Civil Defense & Disaster Control	2,000.00	Reserve For Uncollected Taxes	192,188.00	1975 Taxes Cancelled, Abated or Adjusted	790.00
Environmental Inspection & Control	45,700.00	CAPITAL OUTLAY	177,569.14	Transfer to Tax Title Liens or Foreclosed	1,165.18
Other Public Safety		Total	177,569.14	Balance Outstanding Dec. 31, 1975	53,382.51
PUBLIC WORKS		Public Enterprises		PRIOR YEARS TAXES OUTSTANDING	
Streets and Drainage	440,894.70	Recreation—Culture		Balance January 1, 1975	134,363.56
Sewers and Sewage Processing		Public Works	177,469.14	Collected in 1975	134,010.82
Garbage and Trash Disposal	133,000.00	Buildings and Grounds	100.00	Cancelled, Abated or Adjusted 1975	345.05
Public Buildings and Grounds	122,412.50	Library and Education		Transfers to Tax Title Liens or Foreclosed	
Other Public Works	17,650.00	Conservation		Balance December 31, 1975	7.69
HEALTH and WELFARE		All Other		TAX TITLE LIENS OUTSTANDING	
Health Services Except Environmental	1,772.00	CAPITAL DEBT AUTHORIZED, DECEMBER 31, 1975		Balance January 1, 1975	23,092.62
Welfare-Public Assistance	5,305.00	ISSUED AND UNISSUED		Transfer From Taxes	1,165.18
Hospitals, Clinics, First Aid	800.00	SCHOOL	241,000	Redeemed in 1975	
Animal, Insect, & Rodent Control	2,905.00	Self-liquidating	1,026,000	Cancelled, Abated or Adjusted (1975)	
Other Welfare Services		Other	3,052,387	Transfers to Foreclosed Property	
RECREATION and CONSERVATION		Total	4,319,387	Balance December 31, 1975	24,257.80
Beaches and Boardwalks	185,180.00	ISSUED AND OUTSTANDING		PROPERTY ACQUIRED BY DEED OR	
Parks, Playgrounds, Shade Trees	57,800.00	SCHOOL	241,000.00	FORECLOSURE	
Land Reclamation & Conservation		Self-Liquidating	1,026,000.00	Balance January 1, 1975	245,276.70
Other Recreational Services		Other	1,691,000.00	Transfers From Taxes or Liens	
EDUCATION (excluding schools)		Total	2,958,000.00	Sale for Cash (1975)	4,260.00
Libraries	2,884.00	EQUALIZED VALUATION BASIS		Cancelled, Abated or Adjusted (1975)	
Other Educational Services		FOR NET DEBT COMPUTATION	171,425,558.33	Balance December 31, 1975	241,016.70
STATUTORY EXPENDITURES		REAL PROPERTY VALUATIONS		CURRENT FINANCES DECEMBER 31, 1975	
Pensions & F. I. C. A.	94,500.00	Code Class # of Parcels % VAL'N		ASSETS	
Employee Fringe Benefits	37,700.00	1 Vacant Land 1109 8.98	9,978,950.00	Cash Dec. 31, 1975	1,365,459.18
Other Statutory Expenditures		2 Residential 3018 79.47	88,322,350.00	Taxes Receivable	53,390.20
CETA And Other Public Employment Programs		3 Farm		Tax Title Liens	24,257.80
MUNICIPAL FUNCTIONS	1,815,072.00	4a Commercial 101 10.79	11,986,500.00	Foreclosed Property	241,016.70
CAPITAL IMPROVEMENTS	50,000.00	4b Industrial		Emergencies & Other Deferred Charges	12,000.00
DEBT SERVICE		4c Apartments 15 .76	849,700.00	State and Federal Aid Receivable	9,523.42
Principal Payments	317,000.00	Total	111,137,500.00	Other Receivables	329,341.48
Interest Payments	63,519.89	Land Area 5.02 Sq. Miles		Total	2,034,988.78
DEFERRED CHARGES	26,340.00	Net Valuation Taxable-Municipal	111,591,011.00	LIABILITIES, RESERVES, AND SURPLUS	
SCHOOL, COUNTY, SPECIAL DISTRICT TAXES	1,263,607.28	Net Valuation Taxable-County	190,094,422.00	Cash Liabilities	444,777.44
RESERVE FOR UNCOLLECTED TAXES	192,188.00	State Equalized Valuation	201,098,934.00	Reserves for Receivables	648,006.18
EXPENDITURES	3,677,727.17	State Equalization Ratio	55.39	Surplus Dec. 31, 1975	942,205.16
				Total	2,034,988.78

1305

Population 1970 2,165
 Population 1975 2,175
 S & P Rating
 Moody Rating

General Tax Rate Per \$100. 4.31
 State Equalized Tax Rate 2.58

AVON BY THE SEA BOROUGH — MONMOUTH
 Form of Government: CO.
 Commission (1911)
 Number of Members on Governing Body 3

PER CAPITA:
 Gross Debt 587.40
 Net Debt 356.14
 Debt Service 27.07
 Total Tax Levy 491.33
 Municipal Expenditures 383.33
 PER CENT:
 Gross Debt 3.41
 Net Debt 2.06
 Tax Levy Collected 98.27
 Tax Levy Cancelled, Abated or Adjusted

EXPENDITURES		REVENUES-REALIZED		1975 PROPERTY TAX	
GENERAL GOVERNMENT				STATE EQUALIZED TAX RATE 1.10	
Governing Body & Public Boards		1975 Property Taxes Collected 1,050,140.22		Local District School Taxes	457,823.00
Municipal Clerk		1975 Payments in Lieu of Taxes		Regional & Consolidated School Tax	
Financial Administration	19,475.00	Delinquent Tax & Lien Collections 39,894.76		School Taxes in Municipal Budget	
Assessment of Taxes	3,275.00	Business Personalty Replacement Taxes 10,156.49		County Taxes	233,150.93
Collection of Taxes	11,650.00	Taxes from Public Utilities 42,102.90		County Library Taxes	
Planning, Housing & Development	2,820.00	Other Miscellaneous Tax Revenues		Local Municipal Purpose Taxes	373,507.07
Human Resources		State Aid Revenues 1,045.00		Veteran & Senior Citizen Taxes	15,090.00
Elections	1,500.00	Federal Aid Revenues 51,425.07		Total Taxes for Rate Computation	1,079,571.00
General Administration (other)	54,487.00	State and Local Fiscal Assistance Act Utilized 38,688.74		Special District Taxes	
JUDICIARY		Sale of Acquired Property		Bank Stock Taxes	2,492.93
Municipal Courts	10,125.00	Other Miscellaneous Revenues 203,887.29		Added and Omitted Taxes	1,661.86
PUBLIC SAFETY		Total 1,437,340.47		Total Taxes Levied...ABSTRACT	1,068,635.79
Fire Protection	5,200.00	Prior Years Surplus Appropriated 186,000.00		Total Taxes Billed	1,068,635.79
Police Protection	168,102.74	REVENUES TOTAL 1,623,340.47		1975 TAXES COLLECTED	1,050,140.22
Civil Defense & Disaster Control		Reserve For Uncollected Taxes 85,815.63		1975 Taxes Cancelled, Abated or Adjusted	
Environmental Inspection & Control	5,550.00	CAPITAL OUTLAY TOTAL 71,979.50		Transfer to Tax Title Liens or Foreclosed	4,271.21
Other Public Safety		Public Enterprises 40,976.50		Balance Outstanding Dec. 31, 1975	14,224.36
PUBLIC WORKS		Recreation—Culture 26,003.00		PRIOR YEARS TAXES OUTSTANDING	
Streets and Drainage	81,845.00	Public Works 5,000.00		Balance January 1, 1975	40,709.17
Sewers and Sewage Processing	18,968.00	Buildings and Grounds		Collected in 1975	22,397.16
Garbage and Trash Disposal	28,877.00	Library and Education		Cancelled, Abated or Adjusted 1975	
Public Buildings and Grounds	41,775.00	Conservation		Transfers to Tax Title Liens or Foreclosed	17,890.97
Other Public Works		All Other		Balance December 31, 1975	421.04
HEALTH and WELFARE		CAPITAL DEBT AUTHORIZED, DECEMBER 31, 1975		TAX TITLE LIENS OUTSTANDING	
Health Services Except Environmental	1,850.00	ISSUED AND UNISSUED GROSS DEBT NET DEBT		Balance January 1, 1975	
Welfare-Public Assistance	2,350.00	School 47,500		Transfer From Taxes	24,341.42
Hospitals, Clinics, First Aid		Self-liquidating 438,500		Redeemed in 1975	17,497.60
Animal, Insect, & Rodent Control	300.00	Other 791,602		Cancelled, Abated or Adjusted (1975)	
Other Welfare Services		Total 1,277,602		Transfers to Foreclosed Property	
RECREATION and CONSERVATION		ISSUED AND OUTSTANDING		Balance December 31, 1975	6,843.82
Beaches and Boardwalks	65,544.00	School 47,500.00		PROPERTY ACQUIRED BY DEED OR FORECLOSURE	
Parks, Playgrounds, Shade Trees	500.00	Self-Liquidating 169,500.00		Balance January 1, 1975	3,875.00
Land Reclamation & Conservation		Other 269,000.00		Transfers From Taxes or Liens	
Other Recreational Services	5,600.00	Total 486,000.00		Sale for Cash (1975)	
EDUCATION (excluding schools)		EQUALIZED VALUATION BASIS		Cancelled, Abated or Adjusted (1975)	
Libraries	18,340.00	FOR NET DEBT COMPUTATION 37,514,321.33		Balance December 31, 1975	3,875.00
Other Educational Services		REAL PROPERTY VALUATIONS		CURRENT FINANCES DECEMBER 31, 1975	
STATUTORY EXPENDITURES		Code Class # of Parcels % VAL'N ASSESSED VALUATION		ASSETS	
Pensions & F. I. C. A.	45,900.00	1 Vacant Land 11 .51 125,900.00		Cash Dec. 31, 1975	492,822.40
Employee Fringe Benefits	12,522.00	2 Residential 779 81.06 20,202,700.00		Taxes Receivable	14,645.40
Other Statutory Expenditures		3 Farm 57 9.20 2,292,200.00		Tax Title Liens	6,843.82
CETA And Other-Public Employment Programs	57,557.16	4a Commercial 2 .38 94,100.00		Foreclosed Property	3,875.00
MUNICIPAL FUNCTIONS TOTAL	664,112.90	4c Apartments 12 8.86 2,208,100.00		Emergencies & Other Deferred Charges	5,592.00
CAPITAL IMPROVEMENTS *MEMO*	15,000.00	Total 861 24,923,000.00		State and Federal Aid Receivable	1,045.00
DEBT SERVICE		Land Area .40 Sq. Miles		Other Receivables	50,942.46
Principal Payments	41,000.00	Net Valuation Taxable-Municipal 25,094,028.00		LIABILITIES, RESERVES, AND SURPLUS	
Interest Payments	17,880.36	Net Valuation Taxable-County 37,176,326.00		Cash Liabilities	288,445.10
DEFERRED CHARGES	24,934.27	State Equalized Valuation 41,660,956.00		Reserves for Receivables	76,306.68
SCHOOL, COUNTY, SPECIAL DISTRICT TAXES	690,973.93	State Equalization Ratio 60.07		Surplus Dec. 31, 1975	211,014.30
RESERVE FOR UNCOLLECTED TAXES	85,815.63			Total	575,766.08
EXPENDITURES TOTAL	1,524,717.09				

1501

Population 1970 **560**
 Population 1975 **625**
 S & P Rating
 Moody Rating

General Tax Rate Per \$100. **2.06**
 State Equalized Tax Rate **1.39**

BARNEGAT LIGHT BOROUGH — OCEAN CO.
 Form of Government:
 Borough Council
 Number of Members on Governing Body 6

PER CAPITA:
 Gross Debt **3,864.63**
 Net Debt **337.91**
 Debt Service **51.04**
 Total Tax Levy **993.59**
 Municipal Expenditures **654.48**

PER CENT:
 Gross Debt **5.88**
 Net Debt **.51**
 Tax Levy Collected **91.18**
 Tax Levy Cancelled, Abated or Adjusted

EXPENDITURES		REVENUES-REALIZED		1975 PROPERTY TAX	
GENERAL GOVERNMENT				STATE EQUALIZED TAX RATE 1.19	
Governing Body & Public Boards		1975 Property Taxes Collected	566,225.48	Local District School Taxes .19	86,095.65
Municipal Clerk		1975 Payments in Lieu of Taxes		Regional & Consolidated School Tax .35	159,956.90
Financial Administration	5,070.00	Delinquent Tax & Lien Collections	46,408.40	School Taxes in Municipal Budget	
Assessment of Taxes	5,500.00	Business Personalty Replacement Taxes	4,081.45	County Taxes .42	188,974.55
Collection of Taxes	7,515.00	Taxes from Public Utilities	30,470.90	County Library Taxes .02	9,269.15
Planning, Housing & Development	1,850.00	Other Miscellaneous Tax Revenues		Local Municipal Purpose Taxes .39	174,680.51
Human Resources		State Aid Revenues	1,297.50	Veteran & Senior Citizen Taxes .02	6,910.00
Elections		Federal Aid Revenues	18,305.94	Total Taxes for Rate Computation 1.39	625,886.76
General Administration (other)	52,348.03	State and Local Fiscal Assistance Act Utilized	15,258.86	Special District Taxes	
JUDICIARY		Sale of Acquired Property		Bank Stock Taxes	519.49
Municipal Courts	6,342.00	Other Miscellaneous Revenues	74,756.79	Added and Omitted Taxes	1,496.59
PUBLIC SAFETY		Total	756,805.32	Total Taxes Levied - ABSTRACT	620,992.84
Fire Protection	4,500.00	Prior Years Surplus Appropriated	85,000.00	Total Taxes Billed	620,992.84
Police Protection	44,110.40	REVENUES TOTAL	841,805.32	1975 TAXES COLLECTED	566,225.48
Civil Defense & Disaster Control	500.00	Reserve For Uncollected Taxes	64,800.00	1975 Taxes Cancelled, Abated or Adjusted	
Environmental Inspection & Control	4,757.00	CAPITAL OUTLAY TOTAL	369,364.37	Transfer to Tax Title Liens or Foreclosed	
Other Public Safety				Balance Outstanding Dec. 31, 1975	54,767.36
PUBLIC WORKS				PRIOR YEARS TAXES OUTSTANDING	
Streets and Drainage	52,959.19	Public Enterprises	369,364.37	Balance January 1, 1975	51,071.22
Sewers and Sewage Processing		Recreation—Culture		Collected in 1975	42,190.34
Garbage and Trash Disposal	32,000.00	Public Works		Cancelled, Abated or Adjusted 1975	
Public Buildings and Grounds	5,333.00	Buildings and Grounds		Transfers to Tax Title Liens or Foreclosed	
Other Public Works		Library and Education		Balance December 31, 1975	8,880.88
HEALTH and WELFARE		Conservation		TAX TITLE LIENS OUTSTANDING	
Health Services Except Environmental	2,035.00	All Other		Balance January 1, 1975	4,473.08
Welfare-Public Assistance	1,050.00	CAPITAL DEBT AUTHORIZED, DECEMBER 31, 1975		Transfer From Taxes	
Hospitals, Clinics, First Aid	1,500.00	ISSUED AND UNISSUED GROSS DEBT NET DEBT		Redeemed in 1975	4,218.06
Animal, Insect, & Rodent Control	1,700.00	School 253,199		Cancelled, Abated or Adjusted (1975)	
Other Welfare Services		Self-liquidating 1,951,000		Transfers to Foreclosed Property	
RECREATION and CONSERVATION		Other 211,195	211,195	Balance December 31, 1975	255.02
Beaches and Boardwalks	39,272.47	Total 2,415,394		PROPERTY ACQUIRED BY DEED OR FORECLOSURE	
Parks, Playgrounds, Shade Trees	6,934.00	ISSUED AND OUTSTANDING		Balance January 1, 1975	2,700.00
Land Reclamation & Conservation		School 253,199.00		Transfers From Taxes or Liens	
Other Recreational Services	3,300.00	Self-Liquidating 520,000.00		Sale for Cash (1975)	
EDUCATION (excluding schools)		Other 160,000.00		Cancelled, Abated or Adjusted (1975)	
Libraries	100.00	Total 933,199.00		Balance December 31, 1975	2,700.00
Other Educational Services		EQUALIZED VALUATION BASIS		CURRENT FINANCES DECEMBER 31, 1975	
STATUTORY EXPENDITURES		FOR NET DEBT COMPUTATION	41,066,584.00	ASSETS	
Pensions & F. I. C. A.	10,866.00	REAL PROPERTY VALUATIONS		Cash Dec. 31, 1975	258,990.01
Employee Fringe Benefits	1,686.31	Code Class # of Parcels % VAL'N		Taxes Receivable	63,648.24
Other Statutory Expenditures		1 Vacant Land 201 9.44	2,873,200.00	Tax Title Liens	255.02
CETA And Other Public Employment Programs	17,521.60	2 Residential 809 81.48	24,793,400.00	Foreclosed Property	2,700.00
MUNICIPAL FUNCTIONS TOTAL	308,750.00	3 Farm		Emergencies & Other Deferred Charges	13,600.00
CAPITAL IMPROVEMENTS *M FMD*	7,000.00	4a Commercial 38 7.79	2,371,100.00	State and Federal Aid Receivable	2,162.00
DEBT SERVICE		4b Industrial		Other Receivables	27,993.52
Principal Payments	20,000.00	4c Apartments 5 1.29	391,100.00	Total	369,348.79
Interest Payments	11,900.00	Total 1053	30,428,800.00	LIABILITIES, RESERVES, AND SURPLUS	
DEFERRED CHARGES	3,600.00	Land Area .70 Sq. Miles		Cash Liabilities	166,134.12
SCHOOL, COUNTY, SPECIAL DISTRICT TAXES	444,296.25	Net Valuation Taxable-Municipal	30,524,492.00	Reserves for Receivables	94,596.78
RESERVE FOR UNCOLLECTED TAXES	64,800.00	Net Valuation Taxable-County	42,374,083.00	Surplus Dec. 31, 1975	108,617.89
EXPENDITURES TOTAL	853,346.25	State Equalized Valuation	45,142,028.00	Total	369,348.79
		State Equalization Ratio	67.55		

0403

Population 1970 8,435
 Population 1975 8,755
 S & P Rating
 Moody Rating

General Tax Rate Per \$100. 4.17
 State Equalized Tax Rate 3.43

BARRINGTON BOROUGH — CAMDEN CO.
 Form of Government:
 Borough Council
 Number of Members on Governing Body 6

PER CAPITA: 121.74
 Gross Debt 86.56
 Net Debt 6.66
 Debt Service 336.89
 Total Tax Levy 126.74
 Municipal Expenditures

PER CENT: 1.34
 Gross Debt .95
 Net Debt 95.45
 Tax Levy Collected
 Tax Levy Cancelled, Abated or Adjusted .01

EXPENDITURES		REVENUES-REALIZED		1975 PROPERTY TAX	
GENERAL GOVERNMENT				STATE EQUALIZED TAX RATE	
Governing Body & Public Boards				Local District School Taxes	1.80
Municipal Clerk				Regional & Consolidated School Tax	
Financial Administration	12,583.32	1975 Property Taxes Collected	2,815,341.09	School Taxes in Municipal Budget	
Assessment of Taxes	17,448.42	1975 Payments in Lieu of Taxes	1,997.64	County Taxes	1.04
Collection of Taxes	9,365.38	Delinquent Tax & Lien Collections	49,295.65	County Library Taxes	.02
Planning, Housing & Development	5,827.99	Business Personalty Replacement Taxes	214,906.98	Local Municipal Purpose Taxes	.52
Human Resources		Taxes from Public Utilities	160,063.26	Veteran & Senior Citizen Taxes	.06
Elections		Other Miscellaneous Tax Revenues		Total Taxes for Rate Computation	3.44
General Administration (other)	95,038.12	State Aid Revenues	1,612.50	Special District Taxes	
JUDICIARY		Federal Aid Revenues	6,753.47	Bank Stock Taxes	1,538.87
Municipal Courts	8,229.01	State and Local Fiscal Assistance Act Utilized	31,281.17	Added and Omitted Taxes	6,703.94
PUBLIC SAFETY		Sale of Acquired Property		Total Taxes Levied - ABSTRACT	2,949,510.98
Fire Protection	29,276.00	Other Miscellaneous Revenues	34,791.41	Total Taxes Billed	2,949,510.98
Police Protection	264,596.91	Total	3,316,043.17	1975 TAXES COLLECTED	2,815,341.09
Civil Defense & Disaster Control	889.00	Prior Years Surplus Appropriated	146,000.00	1975 Taxes Cancelled, Abated or Adjusted	160.00
Environmental Inspection & Control	4,867.00	REVENUES TOTAL	3,462,043.17	Transfer to Tax Title Liens or Foreclosed	
Other Public Safety		Reserve For Uncollected Taxes	144,954.70	Balance Outstanding Dec. 31, 1975	134,009.89
PUBLIC WORKS		CAPITAL OUTLAY TOTAL	151,022.13	PRIOR YEARS TAXES OUTSTANDING	
Streets and Drainage	193,618.39	Public Enterprises		Balance January 1, 1975	116,074.11
Sewers and Sewage Processing		Recreation—Culture		Collected in 1975	49,295.65
Garbage and Trash Disposal	44,137.00	Public Works		Cancelled, Abated or Adjusted 1975	
Public Buildings and Grounds	22,126.76	Buildings and Grounds	151,022.13	Transfers to Tax Title Liens or Foreclosed	
Other Public Works		Library and Education		Balance December 31, 1975	66,778.46
HEALTH and WELFARE		Conservation		TAX TITLE LIENS OUTSTANDING	
Health Services Except Environmental	2,569.00	All Other		Balance January 1, 1975	1,637.41
Welfare-Public Assistance	4,696.00	CAPITAL DEBT AUTHORIZED, DECEMBER 31, 1975		Transfer From Taxes	
Hospitals, Clinics, First Aid		ISSUED AND UNISSUED		Redeemed in 1975	
Animal, Insect, & Rodent Control		School	308,000	Cancelled, Abated or Adjusted (1975)	
Other Welfare Services		Self-liquidating	131,735	Transfers to Foreclosed Property	
RECREATION and CONSERVATION		Other	626,139	Balance December 31, 1975	1,637.41
Beaches and Boardwalks		Total	1,065,874	PROPERTY ACQUIRED BY DEED OR	
Parks, Playgrounds, Shade Trees	15,853.00	ISSUED AND OUTSTANDING		FORECLOSURE	
Land Reclamation & Conservation	2,450.00	School	308,000.00	Balance January 1, 1975	3,342.00
Other Recreational Services	4,350.00	Self-Liquidating	130,000.00	Transfers From Taxes or Liens	
EDUCATION (excluding schools)		Other	509,339.00	Sale for Cash (1975)	
Libraries	4,299.00	Total	947,339.00	Cancelled, Abated or Adjusted (1975)	
Other Educational Services		EQUALIZED VALUATION BASIS		Balance December 31, 1975	3,342.00
STATUTORY EXPENDITURES		FOR NET DEBT COMPUTATION	79,575,252.67	CURRENT FINANCES DECEMBER 31, 1975	
Pensions & F. I. C. A.	58,794.90	REAL PROPERTY VALUATIONS		ASSETS	
Employee Fringe Benefits	14,171.00	Code Class # of Parcels % VAL'N		Cash Dec. 31, 1975	107,936.53
Other Statutory Expenditures		1 Vacant Land 67 .73	530,851.00	Taxes Receivable	200,788.35
CETA And Other Public Employment Programs	24,668.44	2 Residential 1966 64.29	46,931,060.00	Tax Title Liens	1,637.41
MUNICIPAL FUNCTIONS TOTAL	839,854.64	3 Farm 1 .11	77,500.00	Foreclosed Property	3,342.00
CAPITAL IMPROVEMENTS *MEMO*	3,000.00	4a Commercial 53 3.88	2,833,950.00	Emergencies & Other Deferred Charges	34,332.89
DEBT SERVICE		4b Industrial 11 20.74	15,138,826.00	State and Federal Aid Receivable	1,566.39
Principal Payments	24,519.70	4c Apartments 7 10.26	7,490,200.00	Other Receivables	2,997.01
Interest Payments	33,806.50	Total 2105	73,002,387.00	Total	352,600.58
DEFERRED CHARGES	66,436.58	Land Area 1.59 Sq. Miles		LIABILITIES, RESERVES, AND SURPLUS	
SCHOOL, COUNTY, SPECIAL DISTRICT TAXES	2,489,989.28	Net Valuation Taxable-Municipal	71,886,783.00	Cash Liabilities	62,250.74
RESERVE FOR UNCOLLECTED TAXES	144,954.70	Net Valuation Taxable-County	83,200,166.00	Reserves for Receivables	208,764.77
EXPENDITURES TOTAL	3,599,561.40	State Equalized Valuation	89,044,936.00	Surplus Dec. 31, 1975	81,585.07
		State Equalization Ratio	82.48	Total	352,600.58

0301

Population 1970 **815**
 Population 1975 **920**
 S & P Rating
 Moody Rating

General Tax Rate Per \$100. **2.73**
 State Equalized Tax Rate **2.02**

BASS RIVER TOWNSHIP — BURLINGTON CO.

Form of Government:
 Commission (1911)
 Number of Members on Governing Body 3

PER CAPITA:
 Gross Debt **222.39**
 Net Debt **10.43**
 Debt Service **6.30**
 Total Tax Levy **536.61**
 Municipal Expenditures **327.89**

PER CENT:
 Gross Debt **.95**
 Net Debt **.04**
 Tax Levy Collected **85.14**
 Tax Levy Cancelled, Abated or Adjusted

EXPENDITURES		REVENUES-REALIZED		1975 PROPERTY TAX	
GENERAL GOVERNMENT				STATE EQUALIZED TAX RATE 1.32	
Governing Body & Public Boards		1975 Property Taxes Collected	420,308.07	Local District School Taxes	326,268.00
Municipal Clerk		1975 Payments in Lieu of Taxes		Regional & Consolidated School Tax	
Financial Administration	4,760.00	Delinquent Tax & Lien Collections	103,689.25	School Taxes in Municipal Budget	
Assessment of Taxes	11,800.00	Business Personalty Replacement Taxes	19,800.74	County Taxes	.59 146,298.92
Collection of Taxes	10,783.00	Taxes from Public Utilities	45,558.92	County Library Taxes	.02 6,032.28
Planning, Housing & Development	1,212.00	Other Miscellaneous Tax Revenues		Local Municipal Purpose Taxes	.04 8,754.71
Human Resources		State Aid Revenues	1,630.50	Veteran & Senior Citizen Taxes	.05 11,880.00
Elections		Federal Aid Revenues	3,658.70	Total Taxes for Rate Computation	2.02 499,233.91
General Administration (other)	50,460.00	State and Local Fiscal Assistance Act Utilized	40,037.76	Special District Taxes	
JUDICIARY		Sale of Acquired Property		Bank Stock Taxes	245.29
Municipal Courts	4,040.00	Other Miscellaneous Revenues	64,497.05	Added and Omitted Taxes	6,082.57
PUBLIC SAFETY		Total	699,180.99	Total Taxes Levied - ABSTRACT	493,681.77
Fire Protection	28,500.00	Prior Years Surplus Appropriated	101,700.00	Total Taxes Billed	493,681.77
Police Protection	1,500.00	REVENUES TOTAL	800,880.99	1975 TAXES COLLECTED	420,308.07
Civil Defense & Disaster Control	350.00	Reserve For Uncollected Taxes	124,000.00	1975 Taxes Cancelled, Abated or Adjusted	
Environmental Inspection & Control	1,920.00			Transfer to Tax Title Liens, or Foreclosed	
Other Public Safety				Balance Outstanding Dec. 31, 1975	73,373.70
PUBLIC WORKS		CAPITAL OUTLAY TOTAL		PRIOR YEARS TAXES OUTSTANDING	
Streets and Drainage	17,550.00	Public Enterprises		Balance January 1, 1975	103,855.48
Sewers and Sewage Processing		Recreation—Culture		Collected in 1975	99,157.57
Garbage and Trash Disposal	7,600.00	Public Works		Cancelled, Abated or Adjusted 1975	
Public Buildings and Grounds		Buildings and Grounds		Transfers to Tax Title Liens or Foreclosed	
Other Public Works	16,000.00	Library and Education		Balance December 31, 1975	4,697.91
HEALTH and WELFARE		Conservation		TAX TITLE LIENS OUTSTANDING	
Health Services Except Environmental	815.00	All Other		Balance January 1, 1975	28,864.06
Welfare-Public Assistance	850.00			Transfer From Taxes	
Hospitals, Clinics, First Aid		CAPITAL DEBT AUTHORIZED, DECEMBER 31, 1975		Redeemed in 1975	4,531.68
Animal, Insect, & Rodent Control	100.00	ISSUED AND UNISSUED GROSS DEBT		Cancelled, Abated or Adjusted (1975)	
Other Welfare Services		School	195,000	Transfers to Foreclosed Property	
RECREATION and CONSERVATION		Self-liquidating	9,600	Balance December 31, 1975	24,332.38
Beaches and Boardwalks		Other	9,600	PROPERTY ACQUIRED BY DEED OR	
Parks, Playgrounds, Shade Trees		Total	204,600	FORECLOSURE	
Land Reclamation & Conservation	240.00			Balance January 1, 1975	
Other Recreational Services		ISSUED AND OUTSTANDING		Transfers From Taxes or Liens	
EDUCATION (excluding schools)		School	195,000.00	Sale for Cash (1975)	
Libraries	300.00	Self-Liquidating	9,600.00	Cancelled, Abated or Adjusted (1975)	
Other Educational Services		Other	204,600.00	Balance December 31, 1975	
STATUTORY EXPENDITURES		Total		CURRENT FINANCES DECEMBER 31, 1975	
Pensions & F. I. C. A.	2,800.00	EQUALIZED VALUATION BASIS		ASSETS	
Employee Fringe Benefits		FOR NET DEBT COMPUTATION	21,540,020.33	Cash Dec. 31, 1975	484,437.94
Other Statutory Expenditures		REAL PROPERTY VALUATIONS		Taxes Receivable	78,071.61
CETA And Other Public Employment Programs	3,455.80	Code Class # of Parcels % VAL'N		Tax Title Liens	24,332.38
MUNICIPAL FUNCTIONS TOTAL	165,035.80	1 Vacant Land 912 44.74	7,987,250.00	Foreclosed Property	
CAPITAL IMPROVEMENTS * MEMO*		2 Residential 465 41.89	7,479,150.00	Emergencies & Other Deferred Charges	36,400.00
DEBT SERVICE		3 Farm 81 3.89	694,470.00	State and Federal Aid Receivable	1,630.50
Principal Payments	4,800.00	4a Commercial 48 9.49	1,693,700.00	Other Receivables	464.72
Interest Payments	1,000.00	4b Industrial		Total	625,337.15
		4c Apartments		LIABILITIES, RESERVES, AND SURPLUS	
		Total	1506	Cash Liabilities	341,332.82
DEFERRED CHARGES	6,820.00	Land Area 77.35 Sq. Miles		Reserves for Receivables	102,868.71
SCHOOL, COUNTY, SPECIAL DISTRICT TAXES	478,599.20	Net Valuation Taxable-Municipal	18,315,014.00	Surplus Dec. 31, 1975	181,135.62
RESERVE FOR UNCOLLECTED TAXES	124,000.00	Net Valuation Taxable-County	24,458,083.00	Total	625,337.15
EXPENDITURES TOTAL	780,255.00	State Equalized Valuation	24,571,950.00		
		State Equalization Ratio	74.05		

1502

Population 1970 1,085
 Population 1975 1,090
 S & P Rating
 Moody Rating

General Tax Rate Per \$100. 2.35
 State Equalized Tax Rate 1.88

BAY HEAD BOROUGH — OCEAN CO.

Form of Government:

Borough Council

Number of Members on Governing Body 6

PER CAPITA:

Gross Debt 484.98
 Net Debt 388.65
 Debt Service 31.93
 Total Tax Levy 886.83
 Municipal Expenditures 542.31

PER CENT:

Gross Debt 1.09
 Net Debt .87
 Tax Levy Collected 95.48
 Tax Levy Cancelled, Abated or Adjusted .20

EXPENDITURES		REVENUES-REALIZED		1975 PROPERTY TAX	
GENERAL GOVERNMENT		1975 Property Taxes Collected		STATE EQUALIZED TAX RATE	
Governing Body & Public Boards		1975 Payments in Lieu of Taxes		Local District School Taxes .75	
Municipal Clerk		Delinquent Tax & Lien Collections		Regional & Consolidated School Tax	
Financial Administration		Business Personalty Replacement Taxes		School Taxes in Municipal Budget	
Assessment of Taxes	4,515.00	Taxes from Public Utilities	53,726.92	County Taxes .43	223,093.00
Collection of Taxes	6,750.00	Other Miscellaneous Tax Revenues	16,334.29	County Library Taxes .02	10,942.73
Planning, Housing & Development	1,915.00	State Aid Revenues	14,448.16	Local Municipal Purpose Taxes .67	343,364.48
Human Resources	550.00	Federal Aid Revenues	42,674.33	Veteran & Senior Citizen Taxes .02	8,740.00
Elections	65,100.00	State and Local Fiscal Assistance Act Utilized	1,087,065.32	Total Taxes for Rate Computation 1.89	970,170.21
General Administration (other)	13,900.00	Sale of Acquired Property	135,000.00	Special District Taxes	1,835.52
JUDICIARY	16,350.00	Other Miscellaneous Revenues	1,222,065.32	Bank Stock Taxes	3,373.89
Municipal Courts	124,000.00	Prior Years Surplus Appropriated	66,705.84	Added and Omitted Taxes	966,639.62
PUBLIC SAFETY	3,180.00	REVENUES TOTAL	75,046.74	Total Taxes Levied - ABSTRACT	966,639.62
Fire Protection	63,250.00	CAPITAL OUTLAY TOTAL	20,546.12	Total Taxes Billed	922,934.54
Police Protection	47,725.00	Public Enterprises	54,500.62	1975 TAXES COLLECTED	1,894.10
Civil Defense & Disaster Control	500.00	Recreation—Culture		1975 Taxes Cancelled, Abated or Adjusted	3,226.55
Environmental Inspection & Control	14,000.00	Public Works		Transfer to Tax Title Liens or Foreclosed	38,584.43
Other Public Safety	750.00	Buildings and Grounds		Balance Outstanding Dec. 31, 1975	32,811.73
PUBLIC WORKS	1,100.00	Library and Education		PRIOR YEARS TAXES OUTSTANDING	30,835.10
Streets and Drainage		Conservation		Balance January 1, 1975	
Sewers and Sewage Processing		All Other		Collected in 1975	
Garbage and Trash Disposal		CAPITAL DEBT AUTHORIZED, DECEMBER 31, 1975		Cancelled, Abated or Adjusted 1975	
Public Buildings and Grounds		ISSUED AND UNISSUED GROSS DEBT		Transfers to Tax Title Liens or Foreclosed	1,958.65
Other Public Works		School 105,000		Balance December 31, 1975	17.98
HEALTH and WELFARE		Self-liquidating 423,625		TAX TITLE LIENS OUTSTANDING	
Health Services Except Environmental		Other 423,625		Balance January 1, 1975	1,815.39
Welfare-Public Assistance		Total 528,625		Transfer From Taxes	5,361.52
Hospitals, Clinics, First Aid		ISSUED AND OUTSTANDING		Redeemed in 1975	
Animal, Insect, & Rodent Control		School 105,000.00		Cancelled, Abated or Adjusted (1975)	
Other Welfare Services		Self-liquidating 236,000.00		Transfers to Foreclosed Property	
RECREATION and CONSERVATION		Other 341,000.00		Balance December 31, 1975	7,176.91
Beaches and Boardwalks		EQUALIZED VALUATION BASIS		PROPERTY ACQUIRED BY DEED OR	
Parks, Playgrounds, Shade Trees		FOR NET DEBT COMPUTATION		FORECLOSURE	
Land Reclamation & Conservation		REAL PROPERTY VALUATIONS		Balance January 1, 1975	
Other Recreational Services		Code Class # of Parcels % VAL'N ASSESSED VALUATION		Transfers From Taxes or Liens	
EDUCATION (excluding schools)		1 Vacant Land 141 5.22 2,139,250.00		Sale for Cash (1975)	
Libraries		2 Residential 833 87.70 35,955,625.00		Cancelled, Abated or Adjusted (1975)	
Other Educational Services		3 Farm 42 6.41 2,630,025.00		Balance December 31, 1975	
STATUTORY EXPENDITURES		4a Commercial 42 6.41 2,630,025.00		CURRENT FINANCES DECEMBER 31, 1975	
Pensions & F. I. C. A.		4b Industrial 2 .67 274,100.00		ASSETS	
Employee Fringe Benefits		4c Apartments 2 .67 274,100.00		Cash Dec. 31, 1975	301,393.63
Other Statutory Expenditures		Total 1018 40,999,000.00		Taxes Receivable	38,602.41
CETA And Other Public Employment Programs		Land Area .60 Sq. Miles		Tax Title Liens	7,176.91
MUNICIPAL FUNCTIONS TOTAL	463,565.16	Net Valuation Taxable-Municipal	41,308,318.00	Foreclosed Property	
CAPITAL IMPROVEMENTS * MEMC*	6,000.00	Net Valuation Taxable-County	49,944,443.00	Emergencies & Other Deferred Charges	7,800.00
DEBT SERVICE		State Equalized Valuation	51,894,285.00	State and Federal Aid Receivable	23,337.42
Principal Payments	18,000.00	State Equalization Ratio 80.27		Other Receivables	136,708.99
Interest Payments	16,800.00			Total	515,019.36
DEFERRED CHARGES	26,045.00			LIABILITIES, RESERVES, AND SURPLUS	
SCHOOL, COUNTY, SPECIAL DISTRICT TAXES	618,065.73			Cash Liabilities	290,684.31
RESERVE FOR UNCOLLECTED TAXES	66,705.84			Reserves for Receivables	182,488.31
EXPENDITURES TOTAL	1,209,181.73			Surplus Dec. 31, 1975	41,846.74
				Total	515,019.36

0901

Population 1970 72,815
 Population 1975 73,635
 S & P Rating A
 Moody Rating A

General Tax Rate Per \$100. 7.37
 State Equalized Tax Rate 4.42

BAYONNE CITY — HUDSON CO.

Form of Government:

Mayor-Council Plan C (OMCL50)

Number of Members on Governing Body 5

PER CAPITA:

Gross Debt 235.37
 Net Debt 162.52
 Debt Service 22.53
 Total Tax Levy 398.29
 Municipal Expenditures 263.32

PER CENT:

Gross Debt 2.98
 Net Debt 2.06
 Tax Levy Collected 96.42
 Tax Levy Cancelled, Abated or Adjusted .08

EXPENDITURES		REVENUES-REALIZED		1975 PROPERTY TAX	
GENERAL GOVERNMENT		1975 Property Taxes Collected		STATE EQUALIZED TAX RATE—	
Governing Body & Public Boards	112,100.00	1975 Payments in Lieu of Taxes		Local District School Taxes	1.79
Municipal Clerk	79,500.00	Delinquent Tax & Lien Collections		Regional & Consolidated School Tax	
Financial Administration	195,000.00	Business Personalty Replacement Taxes		School Taxes in Municipal Budget	
Assessment of Taxes	82,000.00	Taxes from Public Utilities		County Taxes	.94
Collection of Taxes	119,750.00	Other Miscellaneous Tax Revenues		County Library Taxes	
Planning, Housing & Development	89,200.00	State Aid Revenues		Local Municipal Purpose Taxes	1.65
Human Resources	340,716.00	Federal Aid Revenues		Veteran & Senior Citizen Taxes	.04
Elections	17,550.00	State and Local Fiscal Assistance Act Utilized		Total Taxes for Rate Computation	4.42
General Administration (other)	699,260.00	Sale of Acquired Property		Special District Taxes	
JUDICIARY		Other Miscellaneous Revenues		Bank Stock Taxes	36,854.89
Municipal Courts	101,050.00	Prior Years Surplus Appropriated		Added and Omitted Taxes	81,633.48
PUBLIC SAFETY		REVENUES		Total Taxes Levied - ABSTRACT	29,328,124.54
Fire Protection	3,001,450.00	Reserve For Uncollected Taxes		Total Taxes Billed	29,334,809.60
Police Protection	3,135,337.03	CAPITAL OUTLAY		1975 TAXES COLLECTED	28,285,605.20
Civil Defense & Disaster Control	29,000.00	Public Enterprises		1975 Taxes Cancelled, Abated or Adjusted	24,681.46
Environmental Inspection & Control	104,579.00	Recreation—Culture		Transfer to Tax Title Liens or Foreclosed	89,940.35
Other Public Safety	93,000.00	Public Works		Balance Outstanding Dec. 31, 1975	934,582.59
PUBLIC WORKS		Buildings and Grounds		PRIOR YEARS TAXES OUTSTANDING	
Streets and Drainage	907,900.60	Library and Education		Balance January 1, 1975	1,205,166.57
Sewers and Sewage Processing	52,700.00	Conservation		Collected in 1975	540,277.83
Garbage and Trash Disposal	709,652.88	All Other		Cancelled, Abated or Adjusted 1975	12,732.14
Public Buildings and Grounds	993,900.00	CAPITAL DEBT AUTHORIZED, DECEMBER 31, 1975		Transfers to Tax Title Liens or Foreclosed	24,699.39
Other Public Works	12,500.00	ISSUED AND UNISSUED		Balance December 31, 1975	627,457.21
HEALTH and WELFARE		SCHOOL		TAX TITLE LIENS OUTSTANDING	
Health Services Except Environmental	374,949.80	Self-Liquidating		Balance January 1, 1975	230,371.80
Welfare-Public Assistance	170,500.00	Other		Transfer From Taxes	117,973.19
Hospitals, Clinics, First Aid	85,000.00	Total		Redeemed in 1975	73,514.45
Animal, Insect, & Rodent Control	6,200.00	ISSUED AND OUTSTANDING		Cancelled, Abated or Adjusted (1975)	
Other Welfare Services	24,050.00	SCHOOL		Transfers to Foreclosed Property	59,836.61
RECREATION and CONSERVATION		Self-Liquidating		Balance December 31, 1975	214,993.93
Beaches and Boardwalks	586,800.00	Other		PROPERTY ACQUIRED BY DEED OR	
Parks, Playgrounds, Shade Trees	2,250.00	Total		FORECLOSURE	
Land Reclamation & Conservation	319,950.00	EQUALIZED VALUATION BASIS		Balance January 1, 1975	7,329,899.65
Other Recreational Services		FOR NET DEBT COMPUTATION		Transfers From Taxes or Liens	59,836.61
EDUCATION (excluding schools)		REAL PROPERTY VALUATIONS		Sale for Cash (1975)	104,475.76
Libraries	501,000.00	Code Class # of Parcels % VAL'N		Cancelled, Abated or Adjusted (1975)	
Other Educational Services		1 Vacant Land 614 3.07		Balance December 31, 1975	7,285,260.50
STATUTORY EXPENDITURES		2 Residential 9363 44.31		CURRENT FINANCES DECEMBER 31, 1975	
Pensions & F. I. C. A.	1,794,401.52	3 Farm		ASSETS	
Employee Fringe Benefits	245,000.00	4a Commercial 1508 13.54		Cash Dec. 31, 1975	3,805,801.05
Other Statutory Expenditures		4b Industrial 127 32.81		Taxes Receivable	1,562,039.80
CETA And Other Public Employment Programs	847,345.00	4c Apartments 383 6.27		Tax Title Liens	214,993.93
MUNICIPAL FUNCTIONS		Total 11995		Foreclosed Property	7,285,260.50
CAPITAL IMPROVEMENTS	*MEMO*	Land Area 5.39 Sq. Miles		Emergencies & Other Deferred Charges	153,834.76
DEBT SERVICE		Net Valuation Taxable-Municipal		State and Federal Aid Receivable	163,686.36
Principal Payments	925,000.00	Net Valuation Taxable-County		Other Receivables	407,192.61
Interest Payments	734,110.50	State Equalized Valuation		Total	13,592,809.01
DEFERRED CHARGES		State Equalization Ratio		LIABILITIES, RESERVES, AND SURPLUS	
SCHOOL, COUNTY, SPECIAL DISTRICT TAXES	602,197.81	400,399,237.00		Cash Liabilities	2,971,474.94
RESERVE FOR UNCOLLECTED TAXES	1,294,803.57	642,605,837.00		Reserves for Receivables	9,469,486.84
EXPENDITURES		663,045,766.00		Surplus Dec. 31, 1975	1,151,847.23
TOTAL	37,579,893.47	60.04		Total	13,592,809.01

1503

Population 1970 1,490
 Population 1975 1,605
 S & P Rating
 Moody Rating

General Tax Rate Per \$100. 2.49
 State Equalized Tax Rate 1.59

BEACH HAVEN BOROUGH — OCEAN CO.

Form of Government:

Commission (1911)

Number of Members on Governing Body 3

PER CAPITA:

Gross Debt 729.05
 Net Debt 267.82
 Debt Service 10.26
 Total Tax Levy 889.55
 Municipal Expenditures 580.89

PER CENT:

Gross Debt 1.48
 Net Debt .54
 Tax Levy Collected 93.26
 Tax Levy Cancelled, Abated or Adjusted

EXPENDITURES	REVENUES-REALIZED		1975 PROPERTY TAX	
GENERAL GOVERNMENT			STATE EQUALIZED TAX RATE	
Governing Body & Public Boards		1975 Property Taxes Collected	Local District School Taxes .26	231,820.00
Municipal Clerk		1975 Payments in Lieu of Taxes	Regional & Consolidated School Tax .35	316,046.57
Financial Administration 9,600.00		Delinquent Tax & Lien Collections 76,612.47	School Taxes in Municipal Budget	
Assessment of Taxes 22,200.00		Business Personalty Replacement Taxes 16,488.77	County Taxes .42	373,371.27
Collection of Taxes 20,100.00		Taxes from Public Utilities 90,237.19	County Library Taxes	
Planning, Housing & Development 3,300.00		Other Miscellaneous Tax Revenues	Local Municipal Purpose Taxes .55	488,213.84
Human Resources		State Aid Revenues 3,160.00	Veteran & Senior Citizen Taxes .02	17,760.00
Elections		Federal Aid Revenues 35,555.19	Total Taxes for Rate Computation 1.60	1,427,211.68
General Administration (other) 85,550.00		State and Local Fiscal Assistance Act Utilized 56,360.35	Special District Taxes	
JUDICIARY		Sale of Acquired Property	Bank Stock Taxes	5,786.16
Municipal Courts 12,700.00		Other Miscellaneous Revenues 83,489.51	Added and Omitted Taxes	12,489.66
PUBLIC SAFETY		Total 1,693,462.27	Total Taxes Levied - ABSTRACT	1,427,727.50
Fire Protection 14,850.00		Prior Years Surplus Appropriated 185,838.84	Total Taxes Billed	1,427,727.50
Police Protection 153,600.35		REVENUES TOTAL 1,879,301.11	1975 TAXES COLLECTED	1,331,558.79
Civil Defense & Disaster Control 7,100.00		Reserve For Uncollected Taxes 111,505.15	1975 Taxes Cancelled, Abated or Adjusted	
Environmental Inspection & Control 5,400.00		CAPITAL OUTLAY TOTAL 151,156.40	Transfer to Tax Title Liens or Foreclosed	2,034.37
Other Public Safety		Public Enterprises 95,994.33	Balance Outstanding Dec. 31, 1975	94,144.34
PUBLIC WORKS		Recreation—Culture	PRIOR YEARS TAXES OUTSTANDING	
Streets and Drainage 149,000.00		Public Works 45,901.00	Balance January 1, 1975	78,089.63
Sewers and Sewage Processing		Buildings and Grounds 9,261.07	Collected in 1975	76,222.13
Garbage and Trash Disposal		Library and Education	Cancelled, Abated or Adjusted 1975	
Public Buildings and Grounds 31,300.00		Conservation	Transfers to Tax Title Liens or Foreclosed	1,452.06
Other Public Works		All Other	Balance December 31, 1975	415.44
HEALTH and WELFARE		CAPITAL DEBT AUTHORIZED, DECEMBER 31, 1975	TAX TITLE LIENS OUTSTANDING	
Health Services Except Environmental		ISSUED AND UNISSUED GROSS DEBT NET DEBT	Balance January 1, 1975	1,998.60
Welfare-Public Assistance 2,600.00		School 480,269	Transfer From Taxes	3,678.90
Hospitals, Clinics, First Aid 2,000.00		Self-liquidating 260,000	Redeemed in 1975	390.34
Animal, Insect, & Rodent Control 1,100.00		Other 429,857	Cancelled, Abated or Adjusted (1975)	
Other Welfare Services		Total 1,170,126	Transfers to Foreclosed Property	
RECREATION and CONSERVATION		ISSUED AND OUTSTANDING	Balance December 31, 1975	5,287.16
Beaches and Boardwalks 47,450.00		School 480,269.00	PROPERTY ACQUIRED BY DEED OR	
Parks, Playgrounds, Shade Trees 14,150.00		Self-Liquidating 120,000.00	FORECLOSURE	
Land Reclamation & Conservation		Other 90,000.00	Balance January 1, 1975	24,705.00
Other Recreational Services 3,500.00		Total 690,269.00	Transfers From Taxes or Liens	
EDUCATION (excluding schools)		EQUALIZED VALUATION BASIS	Sale for Cash (1975)	
Libraries 19,360.00		FOR NET DEBT COMPUTATION 79,054,211.33	Cancelled, Abated or Adjusted (1975)	
Other Educational Services		REAL PROPERTY VALUATIONS	Balance December 31, 1975	24,705.00
STATUTORY EXPENDITURES		Code Class # of Parcels % VAL'N	CURRENT FINANCES DECEMBER 31, 1975	
Pensions & F. I. C. A. 42,500.00		1 Vacant Land 334 7.24	ASSETS	
Employee Fringe Benefits 14,300.00		2 Residential 1488 73.45	Cash Dec. 31, 1975	549,206.20
Other Statutory Expenditures		3 Farm	Taxes Receivable	94,559.78
CETA And Other Public Employment Programs 43,250.00		4a Commercial 119 16.15	Tax Title Liens	5,287.16
MUNICIPAL FUNCTIONS TOTAL 796,360.35		4b Industrial	Foreclosed Property	24,705.00
CAPITAL IMPROVEMENTS *MEMO* 2,000.00		4c Apartments 34 3.16	Emergencies & Other Deferred Charges	15,000.00
DEBT SERVICE		Total 1975	State and Federal Aid Receivable	
Principal Payments 10,000.00		Land Area 1.00 Sq. Miles	Other Receivables	72,491.58
Interest Payments 6,462.50		Net Valuation Taxable-Municipal 57,454,037.00	Total	761,249.72
DEFERRED CHARGES 8,000.00		Net Valuation Taxable-County 83,387,313.00	LIABILITIES, RESERVES, AND SURPLUS	
SCHOOL, COUNTY, SPECIAL DISTRICT TAXES 921,237.84		State Equalized Valuation 89,053,587.00	Cash Liabilities	364,237.15
RESERVE FOR UNCOLLECTED TAXES 111,505.15		State Equalization Ratio 64.25	Reserves for Receivables	197,043.52
EXPENDITURES TOTAL 1,853,565.84			Surplus Dec. 31, 1975	199,969.05
			Total	761,249.72

1504

Population 1970 4,445
 Population 1975 5,290
 S & P Rating
 Moody Rating BAA-1

General Tax Rate Per \$100. 3.73
 State Equalized Tax Rate 2.56

BEACHWOOD BOROUGH -- OCEAN CO.

Form of Government:

Borough Council

Number of Members on Governing Body 6

PER CAPITA:

Gross Debt 503.13
 Net Debt 210.68
 Debt Service 11.22
 Total Tax Levy 358.16
 Municipal Expenditures 223.12

PER CENT:

Gross Debt 4.07
 Net Debt 1.70
 Tax Levy Collected 91.19
 Tax Levy Cancelled, Abated or Adjusted .10

EXPENDITURES	REVENUES-REALIZED	1975 PROPERTY TAX	STATE EQUALIZED TAX RATE
GENERAL GOVERNMENT		Local District School Taxes	
Governing Body & Public Boards		Regional & Consolidated School Tax 1.74	1,323,741.78
Municipal Clerk		School Taxes in Municipal Budget	
Financial Administration 6,100.00	1975 Property Taxes Collected 1,751,063.11	County Taxes .40	302,111.01
Assessment of Taxes 9,000.00	1975 Payments in Lieu of Taxes 134,710.58	County Library Taxes .02	14,817.62
Collection of Taxes 33,425.00	Delinquent Tax & Lien Collections 6,993.82	Local Municipal Purpose Taxes .33	253,955.31
Planning, Housing & Development 3,650.00	Business Personalty Replacement Taxes 106,635.39	Veteran & Senior Citizen Taxes .07	51,560.00
Human Resources	Other Miscellaneous Tax Revenues	Total Taxes for Rate Computation 2.56	1,946,185.72
Elections 1,500.00	State Aid Revenues 2,744.48	Special District Taxes	
General Administration (other) 80,613.00	Federal Aid Revenues 28,402.94	Bank Stock Taxes 32.68	
JUDICIARY	State and Local Fiscal Assistance Act Utilized 185,455.00	Added and Omitted Taxes	
Municipal Courts 9,930.00	Sale of Acquired Property	Total Taxes Levied - ABSTRACT 1,894,658.40	
PUBLIC SAFETY	Other Miscellaneous Revenues 139,627.48	Total Taxes Billed 1,920,196.40	
Fire Protection 12,472.00	Total 2,355,632.80	1975 TAXES COLLECTED 1,751,063.11	
Police Protection 226,230.00	Prior Years Surplus Appropriated 368,170.89	1975 Taxes Cancelled, Abated or Adjusted 1,980.28	
Civil Defense & Disaster Control 3,810.00	REVENUES TOTAL 2,723,803.69	Transfer to Tax Title Liens or Foreclosed 33,050.02	
Environmental Inspection & Control 3,500.00	Reserve For Uncollected Taxes 221,000.00	Balance Outstanding Dec. 31, 1975 134,102.99	
Other Public Safety	CAPITAL OUTLAY TOTAL 93,393.27	PRIOR YEARS TAXES OUTSTANDING	
PUBLIC WORKS		Balance January 1, 1975 130,823.49	
Streets and Drainage 128,571.00	Public Enterprises 60,187.30	Collected in 1975 127,850.12	
Sewers and Sewage Processing	Recreation—Culture 5,318.00	Cancelled, Abated or Adjusted 1975 2,619.98	
Garbage and Trash Disposal 97,264.00	Public Works 27,887.97	Transfers to Tax Title Liens or Foreclosed 353.39	
Public Buildings and Grounds 36,787.00	Buildings and Grounds	TAX TITLE LIENS OUTSTANDING	
Other Public Works	Library and Education	Balance January 1, 1975 62,982.48	
HEALTH and WELFARE	Conservation	Transfer From Taxes 36,366.80	
Health Services Except Environmental 6,000.00	All Other	Redeemed in 1975 6,860.46	
Welfare-Public Assistance 5,600.00	CAPITAL DEBT AUTHORIZED, DECEMBER 31, 1975	Cancelled, Abated or Adjusted (1975)	
Hospitals, Clinics, First Aid	ISSUED AND UNISSUED GROSS DEBT NET DEBT	Transfers to Foreclosed Property 92,488.82	
Animal, Insect, & Rodent Control 50.00	School 1,368,577	Balance December 31, 1975	
Other Welfare Services	Self-liquidating 370,978	PROPERTY ACQUIRED BY DEED OR FORECLOSURE	
RECREATION and CONSERVATION	Other 922,009	Balance January 1, 1975 470,153.00	
Beaches and Boardwalks 11,999.75	Total 2,661,564	Transfers From Taxes or Liens	
Parks, Playgrounds, Shade Trees 38,425.00	ISSUED AND OUTSTANDING	Sole for Cash (1975)	
Land Reclamation & Conservation	School 1,364,312.00	Cancelled, Abated or Adjusted (1975)	
Other Recreational Services 8,450.00	Self-Liquidating 238,000.00	Balance December 31, 1975 470,153.00	
EDUCATION (excluding schools)	Other 653,000.00	CURRENT FINANCES DECEMBER 31, 1975	
Libraries 1,000.00	Total 2,255,312.00	ASSETS	
Other Educational Services	EQUALIZED VALUATION BASIS	Cash Dec. 31, 1975 1,075,663.08	
STATUTORY EXPENDITURES	FOR NET DEBT COMPUTATION 65,391,979.33	Taxes Receivable 134,456.38	
Pensions & F. I. C. A. 37,119.00	REAL PROPERTY VALUATIONS	Tax Title Liens 92,488.82	
Employee Fringe Benefits 13,230.00	Code Class # of Parcels % VAL'N	Foreclosed Property 470,153.00	
Other Statutory Expenditures	1 Vacant Land 3237 10.79	Emergencies & Other Deferred Charges 15,179.50	
CETA And Other Public Employment Programs 37,535.00	2 Residential 2192 84.29	State and Federal Aid Receivable 60,186.21	
MUNICIPAL FUNCTIONS TOTAL 812,260.75	3 Farm	Other Receivables 102,407.21	
CAPITAL IMPROVEMENTS *MEMO† 5,000.00	4a Commercial 55 4.92	Total 1,950,534.20	
DEBT SERVICE	4b Industrial	LIABILITIES, RESERVES, AND SURPLUS	
Principal Payments 37,000.00	4c Apartments	Cash Liabilities 919,280.99	
Interest Payments 22,342.00	Total 5484	Reserves for Receivables 799,505.41	
DEFERRED CHARGES 87,700.00	Land Area 2.80 Sq. Miles	Surplus Dec. 31, 1975 231,747.80	
SCHOOL, COUNTY, SPECIAL DISTRICT TAXES 1,640,670.41	Net Valuation Taxable-Municipal 52,179,786.00	Total 1,950,534.20	
RESERVE FOR UNCOLLECTED TAXES 221,000.00	Net Valuation Taxable-County 68,274,546.00		
EXPENDITURES TOTAL 2,820,973.16	State Equalized Valuation 75,821,638.00		
	State Equalization Ratio 68.66		

1801

Population 1970 **2,605**
 Population 1975 **2,650**
 S & P Rating
 Moody Rating

General Tax Rate Per \$100. **2.83**
 State Equalized Tax Rate **1.56**

BEDMINSTER TOWNSHIP — SOMERSET CO.

Form of Government:
 Township Committee
 Number of Members on Governing Body 3

PER CAPITA:
 Gross Debt **280.38**
 Net Debt **280.38**
 Debt Service
 Total Tax Levy **657.96**
 Municipal Expenditures **274.90**

PER CENT:
 Gross Debt **.81**
 Net Debt **.81**
 Tax Levy Collected **96.36**
 Tax Levy Cancelled, Abated or Adjusted **.05**

EXPENDITURES		REVENUES-REALIZED		1975 PROPERTY TAX	
GENERAL GOVERNMENT				STATE EQUALIZED TAX RATE 1.76	
Governing Body & Public Boards		1975 Property Taxes Collected	1,681,197.13	Local District School Taxes	782,381.00
Municipal Clerk		1975 Payments in Lieu of Taxes		Regional & Consolidated School Tax	
Financial Administration	10,085.00	Delinquent Tax & Lien Collections	72,367.31	School Taxes in Municipal Budget	
Assessment of Taxes	29,800.00	Business Personalty Replacement Taxes	25,845.16	County Taxes	480,516.67
Collection of Taxes	6,550.00	Taxes from Public Utilities	110,590.12	County Library Taxes	25,056.91
Planning, Housing & Development	15,700.00	Other Miscellaneous Tax Revenues		Local Municipal Purpose Taxes	318,920.16
Human Resources		State Aid Revenues	5,735.50	Veteran & Senior Citizen Taxes	13,280.00
Elections		Federal Aid Revenues		Total Taxes for Rate Computation	1,620,154.74
General Administration (other)	134,669.00	State and Local Fiscal Assistance Act Utilized	9,635.66	Special District Taxes	
JUDICIARY		Sale of Acquired Property		Bank Stock Taxes	1,554.10
Municipal Courts	13,000.00	Other Miscellaneous Revenues	83,088.46	Added and Omitted Taxes	135,177.82
PUBLIC SAFETY		Total	1,988,459.34	Total Taxes Levied - ABSTRACT	1,743,606.66
Fire Protection	13,500.00	Prior Years Surplus Appropriated	214,000.00	Total Taxes Billed	1,744,766.24
Police Protection	107,175.00	REVENUES TOTAL	2,202,459.34	1975 TAXES COLLECTED	1,681,197.13
Civil Defense & Disaster Control	500.00	Reserve For Uncollected Taxes	132,742.26	1975 Taxes Cancelled, Abated or Adjusted	816.48
Environmental Inspection & Control	6,600.00	CAPITAL OUTLAY TOTAL	2,911.50	Transfer to Tax Title Liens or Foreclosed	1,968.74
Other Public Safety				Balance Outstanding Dec. 31, 1975	60,783.89
PUBLIC WORKS				PRIOR YEARS TAXES, OUTSTANDING	
Streets and Drainage	141,450.00	Public Enterprises		Balance January 1, 1975	63,037.40
Sewers and Sewage Processing		Recreation—Culture		Collected in 1975	63,037.40
Garbage and Trash Disposal		Public Works	2,911.50	Cancelled, Abated or Adjusted 1975	
Public Buildings and Grounds	7,900.00	Buildings and Grounds		Transfers to Tax Title Liens or Foreclosed	
Other Public Works		Library and Education		Balance December 31, 1975	
HEALTH and WELFARE		Conservation		TAX TITLE LIENS OUTSTANDING	
Health Services Except Environmental	15,135.00	All Other		Balance January 1, 1975	8,453.14
Welfare-Public Assistance	4,245.00	CAPITAL DEBT AUTHORIZED, DECEMBER 31, 1975		Transfer From Taxes	1,968.74
Hospitals, Clinics, First Aid		ISSUED AND UNISSUED		Redeemed in 1975	9,329.91
Animal, Insect, & Rodent Control		School		Cancelled, Abated or Adjusted (1975)	
Other Welfare Services		Self-liquidating		Transfers to Foreclosed Property	
RECREATION and CONSERVATION		Other	743,000	Balance December 31, 1975	1,091.97
Beaches and Boardwalks		Total	743,000	PROPERTY ACQUIRED BY DEED OR	
Parks, Playgrounds, Shade Trees		ISSUED AND OUTSTANDING		FORECLOSURE	
Land Reclamation & Conservation	5,000.00	School		Balance January 1, 1975	
Other Recreational Services	5,500.00	Self-Liquidating		Transfers From Taxes or Liens	
EDUCATION (excluding schools)		Other		Sale for Cash (1975)	
Libraries	4,000.00	Total		Cancelled, Abated or Adjusted (1975)	
Other Educational Services		EQUALIZED VALUATION BASIS		Balance December 31, 1975	
STATUTORY EXPENDITURES		FOR NET DEBT COMPUTATION	91,460,476.67	CURRENT FINANCES DECEMBER 31, 1975	
Pensions & F. I. C. A.	25,600.00	REAL PROPERTY VALUATIONS		ASSETS	
Employee Fringe Benefits	6,815.00	Code Class # of Parcels % VAL'N		Cash Dec. 31, 1975	395,638.77
Other Statutory Expenditures		1 Vacant Land 115 4.14	2,326,800.00	Taxes Receivable	60,783.89
CETA And Other Public Employment Programs		2 Residential 558 45.38	25,489,200.00	Tax Title Liens	1,091.97
MUNICIPAL FUNCTIONS TOTAL	553,224.00	3 Farm 257 34.38	19,311,700.00	Foreclosed Property	
CAPITAL IMPROVEMENTS MEMO*	10,000.00	4a Commercial 61 16.09	9,040,100.00	Emergencies & Other Deferred Charges	17,500.00
DEBT SERVICE		4b Industrial		State and Federal Aid Receivable	226.77
Principal Payments		4c Apartments		Other Receivables	8,780.63
Interest Payments		Total 991	56,167,800.00	Total	484,022.03
DEFERRED CHARGES	42,531.00	Land Area 26.70 Sq. Miles		LIABILITIES, RESERVES, AND SURPLUS	
SCHOOL, COUNTY, SPECIAL DISTRICT TAXES	1,287,954.58	Net Valuation Taxable-Municipal	57,289,835.00	Cash Liabilities	135,646.66
RESERVE FOR UNCOLLECTED TAXES	132,742.26	Net Valuation Taxable-County	104,284,513.00	Reserves for Receivables	70,656.49
EXPENDITURES TOTAL	2,016,451.84	State Equalized Valuation	102,544,570.00	Surplus Dec. 31, 1975	277,718.88
		State Equalization Ratio	55.38	Total	484,022.03

0701

Population 1970 **37,740**
 Population 1975 **38,815**
 S & P Rating
 Moody Rating **A**

General Tax Rate Per \$100. **6.64**
 State Equalized Tax Rate **4.24**

BELLEVILLE TOWN — ESSEX CO.

Form of Government:

Commission (1911)

Number of Members on Governing Body 5

PER CAPITA:

Gross Debt **63.45**
 Net Debt **5.80**
 Debt Service **.19**
 Total Tax Levy **405.10**
 Municipal Expenditures **206.61**

PER CENT:

Gross Debt **.71**
 Net Debt **.07**
 Tax Levy Collected **96.33**
 Tax Levy Cancelled, Abated or Adjusted **.21**

EXPENDITURES		REVENUES-REALIZED		1975 PROPERTY TAX	
GENERAL GOVERNMENT				STATE EQUALIZED TAX RATE \rightarrow	
Governing Body & Public Boards	41,222.66	1975 Property Taxes Collected	15,158,831.47	Local District School Taxes 1.83	6,825,951.00
Municipal Clerk	39,555.00	1975 Payments in Lieu of Taxes		Regional & Consolidated School Tax	
Financial Administration	114,375.00	Delinquent Tax & Lien Collections	449,266.31	School Taxes in Municipal Budget	
Assessment of Taxes	20,493.67	Business Personalty Replacement Taxes	773,107.27	County Taxes 1.31	4,871,064.27
Collection of Taxes	19,431.67	Taxes from Public Utilities	821,561.10	County Library Taxes	
Planning, Housing & Development	9,511.00	Other Miscellaneous Tax Revenues		Local Municipal Purpose Taxes 1.05	3,896,568.65
Human Resources	10,947.00	State Aid Revenues	31,707.96	Veteran & Senior Citizen Taxes .05	185,510.00
Elections	16,000.00	Federal Aid Revenues	15,322.94	Total Taxes for Rate Computation 4.24	15,779,093.92
General Administration (other)	298,430.38	State and Local Fiscal Assistance Act Utilized	518,524.95	Special District Taxes	
JUDICIARY		Sale of Acquired Property		Bank Stock Taxes	27,029.43
Municipal Courts	65,749.28	Other Miscellaneous Revenues	658,582.16	Added and Omitted Taxes	103,484.40
PUBLIC SAFETY		Total	18,426,904.16	Total Taxes Levied - ABSTRACT	15,724,097.75
Fire Protection	1,356,923.23	Prior Years Surplus Appropriated	1,800,000.00	Total Taxes Billed	15,736,266.19
Police Protection	1,598,792.70	REVENUES TOTAL	20,226,904.16	1975 TAXES COLLECTED	15,158,831.47
Civil Defense & Disaster Control	9,750.00	Reserve For Uncollected Taxes	1,026,894.56	1975 Taxes Cancelled, Abated or Adjusted	33,643.45
Environmental Inspection & Control	38,160.00	CAPITAL OUTLAY TOTAL	405,324.49	Transfer to Tax Title Liens or Foreclosed	16,014.64
Other Public Safety	102,675.07			Balance Outstanding Dec. 31, 1975	527,776.63
PUBLIC WORKS		Public Enterprises		PRIOR YEARS TAXES OUTSTANDING	
Streets and Drainage	698,807.63	Recreation—Culture		Balance January 1, 1975	445,505.88
Sewers and Sewage Processing	221,155.91	Public Works	71,214.74	Collected in 1975	409,566.56
Garbage and Trash Disposal	370,000.00	Buildings and Grounds	334,109.75	Cancelled, Abated or Adjusted 1975	37.62
Public Buildings and Grounds	271,391.54	Library and Education		Transfers to Tax Title Liens or Foreclosed	4,575.82
Other Public Works		Conservation		Balance December 31, 1975	31,325.88
HEALTH and WELFARE		All Other		TAX TITLE LIENS OUTSTANDING	
Health Services Except Environmental	303,344.45			Balance January 1, 1975	86,742.08
Welfare-Public Assistance	66,881.90	CAPITAL DEBT AUTHORIZED, DECEMBER 31, 1975		Transfer From Taxes	21,019.57
Hospitals, Clinics, First Aid	51,669.36	ISSUED AND UNISSUED		Redeemed in 1975	39,251.82
Animal, Insect, & Rodent Control		School	2,238,000	Cancelled, Abated or Adjusted (1975)	
Other Welfare Services		Self-liquidating		Transfers to Foreclosed Property	
RECREATION and CONSERVATION		Other	225,000	Balance December 31, 1975	68,509.83
Beaches and Boardwalks		Total	2,463,000	PROPERTY ACQUIRED BY DEED OR FORECLOSURE	
Parks, Playgrounds, Shade Trees	31,558.17	ISSUED AND OUTSTANDING		Balance January 1, 1975	45,700.00
Land Reclamation & Conservation		School	2,238,000.00	Transfers From Taxes or Liens	
Other Recreational Services	322,147.29	Self-Liquidating		Sale for Cash (1975)	
EDUCATION (excluding schools)		Other	225,000.00	Cancelled, Abated or Adjusted (1975)	
Libraries	174,550.00	Total	2,463,000.00	Balance December 31, 1975	45,700.00
Other Educational Services		EQUALIZED VALUATION BASIS		CURRENT FINANCES DECEMBER 31, 1975	
STATUTORY EXPENDITURES		FOR NET DEBT COMPUTATION	344,718,155.67	ASSETS	
Pensions & F. I. C. A.	560,550.00	REAL PROPERTY VALUATIONS		Cash Dec. 31, 1975	4,744,962.04
Employee Fringe Benefits	1,700.00	Code Class # of Parcels % VAL'N		Taxes Receivable	559,102.51
Other Statutory Expenditures		1 Vacant Land 358 .67	1,560,300.00	Tax Title Liens	68,509.83
CETA And Other Public Employment Programs	6,390.00	2 Residential 7096 64.74	151,563,600.00	Foreclosed Property	45,700.00
MUNICIPAL FUNCTIONS TOTAL	6,822,162.91	3 Farm		Emergencies & Other Deferred Charges	153,200.00
CAPITAL IMPROVEMENTS *MEMO*	125,735.00	4a Commercial 604 11.77	27,558,900.00	State and Federal Aid Receivable	25,596.60
DEBT SERVICE		4b Industrial 168 11.53	26,984,100.00	Other Receivables	161,097.09
Principal Payments	4,000.00	4c Apartments 131 11.30	26,447,400.00	Total	5,758,168.07
Interest Payments	3,400.00	Total 8357	234,114,300.00	LIABILITIES, RESERVES, AND SURPLUS	
DEFERRED CHARGES	163,033.29	Land Area 3.30 Sq. Miles		Cash Liabilities	3,670,354.81
SCHOOL, COUNTY, SPECIAL DISTRICT TAXES	11,697,015.27	Net Valuation Taxable-Municipal	237,772,500.00	Reserves for Receivables	834,409.43
RESERVE FOR UNCOLLECTED TAXES	1,026,894.56	Net Valuation Taxable-County	369,457,366.00	Surplus Dec. 31, 1975	1,253,403.83
EXPENDITURES TOTAL	19,716,506.03	State Equalized Valuation	370,153,930.00	Total	5,758,168.07
		State Equalization Ratio	63.89		

0404

Population 1970 15,675
 Population 1975 16,295
 S & P Rating
 Moody Rating BAA

General Tax Rate Per \$100. 7.11
 State Equalized Tax Rate 3.44

BELLMAWR BOROUGH — CAMDEN CO.

Form of Government:

Borough Council

Number of Members on Governing Body 6

PER CAPITA:

Gross Debt 239.67
 Net Debt 72.21
 Debt Service 8.67
 Total Tax Levy 289.33
 Municipal Expenditures 114.20

PER CENT:

Gross Debt 3.04
 Net Debt .91
 Tax Levy Collected 98.57
 Tax Levy Cancelled, Abated or Adjusted .10

EXPENDITURES		REVENUES-REALIZED		1975 PROPERTY TAX	
GENERAL GOVERNMENT				STATE EQUALIZED TAX RATE $\frac{1}{1}$	
Governing Body & Public Boards		1975 Property Taxes Collected	4,647,044.14	Local District School Taxes	1.15
Municipal Clerk		1975 Payments in Lieu of Taxes	328.82	Regional & Consolidated School Tax	.46
Financial Administration	12,800.00	Delinquent Tax & Lien Collections	39,264.13	School Taxes in Municipal Budget	
Assessment of Taxes	14,810.00	Business Personalty Replacement Taxes	61,099.55	County Taxes	1.06
Collection of Taxes	27,450.00	Taxes from Public Utilities	297,099.36	County Library Taxes	.02
Planning, Housing & Development	3,141.91	Other Miscellaneous Tax Revenues	30,998.21	Local Municipal Purpose Taxes	.69
Human Resources	500.00	State Aid Revenues	78,618.75	Veteran & Senior Citizen Taxes	.06
Elections	3,000.00	Federal Aid Revenues	103,046.66	Total Taxes for Rate Computation	3.44
General Administration (other)	162,691.00	State and Local Fiscal Assistance Act Utilized	113,151.60	Special District Taxes	
JUDICIARY		Sale of Acquired Property	5,370,651.22	Bank Stock Taxes	5,991.09
Municipal Courts	35,483.96	Other Miscellaneous Revenues	224,000.00	Added and Omitted Taxes	25,985.78
PUBLIC SAFETY		Total	5,594,651.22	Total Taxes Levied - ABSTRACT	4,714,712.42
Fire Protection	50,834.00	Prior Years Surplus Appropriated	95,380.34	Total Taxes Billed	4,714,555.88
Police Protection	328,290.00	REVENUES	9,139.75	1975 TAXES COLLECTED	4,647,044.14
Civil Defense & Disaster Control	4,800.00	Reserve For Uncollected Taxes		1975 Taxes Cancelled, Abated or Adjusted	4,556.16
Environmental Inspection & Control	7,000.00	CAPITAL OUTLAY		Transfer to Tax Title Liens or Foreclosed	
Other Public Safety		Total		Balance Outstanding Dec. 31, 1975	62,955.58
PUBLIC WORKS		Public Enterprises		PRIOR YEARS TAXES OUTSTANDING	
Streets and Drainage	421,870.00	Recreation—Culture		Balance January 1, 1975	41,112.50
Sewers and Sewage Processing		Public Works		Collected in 1975	39,264.13
Garbage and Trash Disposal	2,400.00	Buildings and Grounds	9,139.75	Cancelled, Abated or Adjusted 1975	
Public Buildings and Grounds	37,900.00	Library and Education		Transfers to Tax Title Liens or Foreclosed	959.40
Other Public Works		Conservation		Balance December 31, 1975	888.97
HEALTH and WELFARE		All Other		TAX TITLE LIENS OUTSTANDING	
Health Services Except Environmental	13,750.00	CAPITAL DEBT AUTHORIZED, DECEMBER 31, 1975		Balance January 1, 1975	2,437.61
Welfare-Public Assistance	9,000.00	ISSUED AND UNISSUED		Transfer From Taxes	959.40
Hospitals, Clinics, First Aid		School	2,411,833	Redeemed in 1975	
Animal, Insect, & Rodent Control	350.00	Self-Liquidating	317,000	Cancelled, Abated or Adjusted (1975)	
Other Welfare Services		Other	1,176,606	Transfers to Foreclosed Property	
RECREATION and CONSERVATION		Total	3,905,439	Balance December 31, 1975	3,397.01
Beaches and Boardwalks		ISSUED AND OUTSTANDING		PROPERTY ACQUIRED BY DEED OR	
Parks, Playgrounds, Shade Trees	131,340.00	School	2,411,833.00	FORECLOSURE	
Land Reclamation & Conservation		Self-Liquidating	317,000.00	Balance January 1, 1975	8,475.00
Other Recreational Services	10,000.00	Other	893,000.00	Transfers From Taxes or Liens	
EDUCATION (excluding schools)		Total	3,621,833.00	Sale for Cash (1975)	
Libraries	10,400.00	EQUALIZED VALUATION BASIS		Cancelled, Abated or Adjusted (1975)	
Other Educational Services		FOR NET DEBT COMPUTATION	128,643,109.67	Balance December 31, 1975	8,475.00
STATUTORY EXPENDITURES		REAL PROPERTY VALUATIONS		CURRENT FINANCES DECEMBER 31, 1975	
Pensions & F. I. C. A.	80,750.60	Code Class # of Parcels % VAL'N		ASSETS	
Employee Fringe Benefits	45,000.00	1 Vacant Land 232 1.70	1,133,275.00	Cash Dec. 31, 1975	151,316.36
Other Statutory Expenditures		2 Residential 3270 65.69	43,747,400.00	Taxes Receivable	63,844.55
CETA And Other Public Employment Programs	111,045.47	3 Farm		Tax Title Liens	3,397.01
MUNICIPAL FUNCTIONS		4a Commercial 102 7.60	5,064,175.00	Foreclosed Property	8,475.00
CAPITAL IMPROVEMENTS	10,000.00	4b Industrial 52 14.29	9,514,450.00	Emergencies & Other Deferred Charges	213,074.67
DEBT SERVICE		4c Apartments 9 10.72	7,136,900.00	State and Federal Aid Receivable	34,716.21
Principal Payments	81,500.00	Total 3665	66,596,200.00	Other Receivables	366,045.75
Interest Payments	59,750.00	Land Area 2.99 Sq. Miles		Total	840,869.55
DEFERRED CHARGES	99,614.05	Net Valuation Taxable-Municipal	67,050,267.00	LIABILITIES, RESERVES, AND SURPLUS	
SCHOOL, COUNTY, SPECIAL DISTRICT TAXES	3,728,185.18	Net Valuation Taxable-County	135,551,174.00	Cash Liabilities	340,284.27
RESERVE FOR UNCOLLECTED TAXES	95,380.34	State Equalized Valuation	137,769,433.00	Reserves for Receivables	441,762.31
EXPENDITURES	5,589,036.51	State Equalization Ratio	48.51	Surplus Dec. 31, 1975	58,822.97
TOTAL				Total	840,869.55

1306

Population 1970 5,385
 Population 1975 5,870
 S & P Rating
 Moody Rating BAA

General Tax Rate Per \$100. 3.50
 State Equalized Tax Rate 2.55

BELMAR BOROUGH — MONMOUTH CO.
 Form of Government:
 Commission (1911)
 Number of Members on Governing Body 3

PER CAPITA:
 Gross Debt 469.66
 Net Debt 267.78
 Debt Service 31.18
 Total Tax Levy 385.95
 Municipal Expenditures 381.40

PER CENT:
 Gross Debt 3.40
 Net Debt 1.94
 Tax Levy Collected 94.38
 Tax Levy Cancelled, Abated or Adjusted .68

EXPENDITURES		REVENUES-REALIZED		1975 PROPERTY TAX	
GENERAL GOVERNMENT				STATE EQUALIZED TAX RATE 1.04	
Governing Body & Public Boards		1975 Property Taxes Collected	2,141,856.94	Local District School Taxes	932,000.00
Municipal Clerk		1975 Payments in Lieu of Taxes		Regional & Consolidated School Tax	
Financial Administration	32,500.00	Delinquent Tax & Lien Collections	100,287.26	School Taxes in Municipal Budget	
Assessment of Taxes	17,700.00	Business Personalty Replacement Taxes	41,151.31	County Taxes	.59 533,245.40
Collection of Taxes	79,700.00	Taxes from Public Utilities	115,269.87	County Library Taxes	
Planning, Housing & Development	8,275.00	Other Miscellaneous Tax Revenues		Local Municipal Purpose Taxes	.88 792,097.03
Human Resources		State Aid Revenues	10,556.00	Veteran & Senior Citizen Taxes	.04 37,590.00
Elections	3,234.87	Federal Aid Revenues	18,927.54	Total Taxes for Rate Computation	2.55 2,294,932.43
General Administration (other)	155,550.00	State and Local Fiscal Assistance Act Utilized	120,505.91	Special District Taxes	
JUDICIARY		Sale of Acquired Property	2,800.00	Bank Stock Taxes	5,402.97
Municipal Courts	26,300.00	Other Miscellaneous Revenues	861,623.85	Added and Omitted Taxes	2,780.24
PUBLIC SAFETY		Total	3,412,978.68	Total Taxes Levied - ABSTRACT	2,265,525.64
Fire Protection	30,100.00	Prior Years Surplus Appropriated	599,437.31	Total Taxes Billed	2,269,377.78
Police Protection	426,037.34	REVENUES TOTAL	4,012,465.99	1975 TAXES COLLECTED	2,141,856.94
Civil Defense & Disaster Control		Reserve For Uncollected Taxes	142,713.83	1975 Taxes Cancelled, Abated or Adjusted	15,339.06
Environmental Inspection & Control		CAPITAL OUTLAY TOTAL	215,471.15	Transfer to Tax Title Liens or Foreclosed	3,149.00
Other Public Safety				Balance Outstanding Dec. 31, 1975	109,032.78
PUBLIC WORKS				PRIOR YEARS TAXES OUTSTANDING	
Streets and Drainage	342,044.91	Public Enterprises	79,068.28	Balance January 1, 1975	106,711.02
Sewers and Sewage Processing		Recreation—Culture	11.00	Collected in 1975	99,214.29
Garbage and Trash Disposal	135,526.13	Public Works	50,825.12	Cancelled, Abated or Adjusted 1975	753.88
Public Buildings and Grounds	71,055.00	Buildings and Grounds	85,566.75	Transfers to Tax Title Liens or Foreclosed	1,315.81
Other Public Works		Library and Education		Balance December 31, 1975	5,427.04
HEALTH and WELFARE		Conservation		TAX TITLE LIENS OUTSTANDING	
Health Services Except Environmental	31,600.00	All Other		Balance January 1, 1975	18,422.76
Welfare-Public Assistance	10,175.00			Transfer From Taxes	4,656.89
Hospitals, Clinics, First Aid	500.00			Redeemed in 1975	1,072.97
Animal, Insect, & Rodent Control				Cancelled, Abated or Adjusted (1975)	
Other Welfare Services				Transfers to Foreclosed Property	
RECREATION and CONSERVATION				Balance December 31, 1975	22,006.68
Beaches and Boardwalks	264,441.07			PROPERTY ACQUIRED BY DEED OR	
Parks, Playgrounds, Shade Trees	33,000.09			FORECLOSURE	
Land Reclamation & Conservation				Balance January 1, 1975	16,900.00
Other Recreational Services	38,770.00			Transfers From Taxes or Liens	
EDUCATION (excluding schools)				Sale for Cash (1975)	2,800.00
Libraries	35,850.00			Cancelled, Abated or Adjusted (1975)	
Other Educational Services				Balance December 31, 1975	14,100.00
STATUTORY EXPENDITURES				CURRENT FINANCES DECEMBER 31, 1975	
Pensions & F. I. C. A.	103,721.59			ASSETS	
Employee Fringe Benefits	33,650.00			Cash Dec. 31, 1975	1,088,573.63
Other Statutory Expenditures				Taxes Receivable	114,459.82
CETA And Other Public Employment Programs	21,349.00			Tax Title Liens	22,006.68
MUNICIPAL FUNCTIONS TOTAL	1,901,080.00			Foreclosed Property	14,100.00
CAPITAL IMPROVEMENTS *MEMO*				Emergencies & Other Deferred Charges	8,500.00
DEBT SERVICE				State and Federal Aid Receivable	16,921.00
Principal Payments	103,000.00			Other Receivables	115,908.55
Interest Payments	80,000.00			Total	1,380,469.68
DEFERRED CHARGES	12,000.00			LIABILITIES, RESERVES AND SURPLUS	
SCHOOL, COUNTY, SPECIAL DISTRICT TAXES	1,465,245.40			Cash Liabilities	759,041.42
RESERVE FOR UNCOLLECTED TAXES	142,713.83			Reserves for Receivables	266,475.05
EXPENDITURES TOTAL	3,704,039.23			Surplus, Dec. 31, 1975	354,953.21
				Total	1,380,469.68

2103

Population 1970 **2,735**
 Population 1975 **2,760**
 S & P Rating
 Moody Rating

General Tax Rate Per \$100. **4.31**
 State Equalized Tax Rate **3.40**

BELVIDERE TOWN — WARREN CO.

Form of Government:

Town Council

Number of Members on Governing Body 6

PER CAPITA:
 Gross Debt **1,639.49**
 Net Debt **1,185.19**
 Debt Service
 Total Tax Levy **450.63**
 Municipal Expenditures **179.14**

PER CENT:
 Gross Debt **14.44**
 Net Debt **10.44**
 Tax Levy Collected **96.48**
 Tax Levy Cancelled, Abated or Adjusted **.09**

EXPENDITURES		REVENUES-REALIZED		1975 PROPERTY TAX	
GENERAL GOVERNMENT				STATE EQUALIZED TAX RATE	
Governing Body & Public Boards		1975 Property Taxes Collected	1,200,894.12	Local District School Taxes 2.31	851,146.75
Municipal Clerk		1975 Payments in Lieu of Taxes		Regional & Consolidated School Tax	
Financial Administration	3,825.00	Delinquent Tax & Lien Collections	32,346.67	School Taxes in Municipal Budget	
Assessment of Taxes	2,945.00	Business Personalty Replacement Taxes	79,308.96	County Taxes	.57
Collection of Taxes	3,635.00	Taxes from Public Utilities	45,127.82	County Library Taxes	
Planning, Housing & Development	4,680.00	Other Miscellaneous Tax Revenues		Local Municipal Purpose Taxes	.47
Human Resources		State Aid Revenues	5,986.50	Veteran & Senior Citizen Taxes	.05
Elections		Federal Aid Revenues		Total Taxes far Rate Computation	3.40
General Administration (other)	43,664.00	State and Local Fiscal Assistance Act Utilized	44,068.44	Special District Taxes	
JUDICIARY		Sale of Acquired Property		Bank Stock Taxes	8,352.63
Municipal Courts	6,600.00	Other Miscellaneous Revenues	32,819.45	Added and Omitted Taxes	858.08
PUBLIC SAFETY		Total	1,440,551.96	Total Taxes Levied - ABSTRACT	1,243,741.86
Fire Protection	17,080.00	Prior Years Surplus Appropriated	115,000.00	Total Taxes Billed	1,244,757.34
Police Protection	83,801.00	REVENUES TOTAL	1,555,551.96	1975 TAXES COLLECTED	1,200,894.12
Civil Defense & Disaster Control	600.00	Reserve For Uncollected Taxes	84,947.35	1975 Taxes Cancelled, Abated or Adjusted	1,154.54
Environmental Inspection & Control				Transfer to Tax Title Liens or Foreclosed	4.31
Other Public Safety		CAPITAL OUTLAY TOTAL		Balance Outstanding Dec. 31, 1975	42,704.37
PUBLIC WORKS				PRIOR YEARS TAXES OUTSTANDING	
Streets and Drainage	128,336.77	Public Enterprises		Balance January 1, 1975	33,289.21
Sewers and Sewage Processing		Recreation—Culture		Collected in 1975	32,346.67
Garbage and Trash Disposal	42,773.80	Public Works		Cancelled, Abated or Adjusted 1975	
Public Buildings and Grounds	27,600.00	Buildings and Grounds		Transfers to Tax Title Liens or Foreclosed	
Other Public Works		Library and Education		Balance December 31, 1975	942.54
HEALTH and WELFARE		Conservation		TAX TITLE LIENS OUTSTANDING	
Health Services Except Environmental	5,345.00	All Other		Balance January 1, 1975	87.15
Welfare-Public Assistance	1,280.00			Transfer From Taxes	4.31
Hospitals, Clinics, First Aid		CAPITAL DEBT AUTHORIZED, DECEMBER 31, 1975		Redeemed in 1975	
Animol, Insect, & Rodent Control		ISSUED AND UNISSUED		Cancelled, Abated or Adjusted (1975)	
Other Welfare Services		School	4,525,000	Transfers to Foreclosed Property	
RECREATION and CONSERVATION		Self-liquidating		Balance December 31, 1975	91.46
Beaches and Boardwalks		Other		PROPERTY ACQUIRED BY DEED OR	
Parks, Playgrounds, Shade Trees	7,850.00	Total	4,525,000	FORECLOSURE	
Land Reclamation & Conservation	1,650.00	ISSUED AND OUTSTANDING		Balance January 1, 1975	
Other Recreational Services	900.00	School	25,000.00	Transfers From Taxes or Liens	
EDUCATION (excluding schools)		Self-Liquidating		Sale for Cash (1975)	
Libraries	9,336.00	Other		Cancelled, Abated or Adjusted (1975)	
Other Educational Services		Total	25,000.00	Balance December 31, 1975	
STATUTORY EXPENDITURES		EQUALIZED VALUATION BASIS		CURRENT FINANCES DECEMBER 31, 1975	
Pensions & F. I. C. A.	14,020.08	FOR NET DEBT COMPUTATION	31,347,022.33	ASSETS	
Employee Fringe Benefits	3,500.00	REAL PROPERTY VALUATIONS		Cash Dec. 31, 1975	497,968.43
Other Statutory Expenditures		Code Class # of Parcels % VAL'N		Taxes Receivable	43,646.91
CETA And Other Public Employment Programs		1 Vacant Land 95 1.37	369,000.00	Tax Title Liens	91.46
MUNICIPAL FUNCTIONS TOTAL	409,421.65	2 Residential 728 57.18	15,385,660.00	Foreclosed Property	
CAPITAL IMPROVEMENTS *MCMC*	5,000.00	3 Farm 13 .36	95,389.00	Emergencies & Other Deferred Charges	56,000.00
DEBT SERVICE		4a Commercial 82 13.57	3,650,457.00	State and Federal Aid Receivable	5,000.00
Principal Payments		4b Industrial 8 24.98	6,720,745.00	Other Receivables	2,874.18
Interest Payments		4c Apartments 6 2.55	686,400.00	Total	605,580.98
DEFERRED CHARGES	60.90	Total 932	26,907,651.00	LIABILITIES, RESERVES, AND SURPLUS	
SCHOOL, COUNTY, SPECIAL DISTRICT TAXES	1,062,041.91	Land Area 1.30 Sq. Miles	29,084,622.00	Cash Liabilities	425,038.73
RESERVE FOR UNCOLLECTED TAXES	84,947.35	Net Valuation Taxable-Municipal	35,603,582.00	Reserves for Receivables	46,612.55
EXPENDITURES TOTAL	1,556,471.81	Net Valuation Taxable-County	36,220,649.00	Surplus Dec. 31, 1975	133,929.70
		State Equalized Valuation	79.08	Total	605,580.98
		State Equalization Ratio			

0203

Population 1970 **29,025**
 Population 1975 **29,200**
 S & P Rating
 Moody Rating **A-1**

General Tax Rate Per \$100. **6.57**
 State Equalized Tax Rate **3.19**

BERGENFIELD BOROUGH — BERGEN CO.
 Form of Government:
 Borough Council
 Number of Members on Governing Body 6

PER CAPITA:
 Gross Debt **174.27**
 Net Debt **47.48**
 Debt Service **2.89**
 Total Tax Levy **385.75**
 Municipal Expenditures **150.34**

PER CENT:
 Gross Debt **1.55**
 Net Debt **.42**
 Tax Levy Collected **99.04**
 Tax Levy Cancelled, Abated or Adjusted **.21**

EXPENDITURES		REVENUES-REALIZED		1975 PROPERTY TAX	
GENERAL GOVERNMENT				STATE EQUALIZED TAX RATE 2.06	
Governing Body & Public Boards		1975 Property Taxes Collected	11,169,843.37	Local District School Taxes	7,347,131.00
Municipal Clerk		1975 Payments in Lieu of Taxes	31,121.60	Regional & Consolidated School Tax	
Financial Administration	9,500.00	Delinquent Tax & Lien Collections	91,213.70	School Taxes in Municipal Budget	
Assessment of Taxes	127,327.00	Business Personalty Replacement Taxes	170,360.53	County Taxes	.36
Collection of Taxes	48,619.00	Taxes from Public Utilities	441,110.89	County Library Taxes	
Planning, Housing & Development	5,340.00	Other Miscellaneous Tax Revenues		Local Municipal Purpose Taxes	.72
Human Resources		State Aid Revenues	14,115.67	Veteran & Senior Citizen Taxes	.05
Elections		Federal Aid Revenues	94,993.20	Total Taxes for Rate Computation	3.19
General Administration (other)	256,771.00	State and Local Fiscal Assistance Act Utilized	249,578.00	Special District Taxes	
JUDICIARY		Sale of Acquired Property		Bank Stock Taxes	22,958.92
Municipal Courts	30,880.00	Other Miscellaneous Revenues	195,020.90	Added and Omitted Taxes	13,128.55
PUBLIC SAFETY		Total	12,457,357.86	Total Taxes Levied - ABSTRACT	11,263,796.80
Fire Protection	187,268.00	Prior Years Surplus Appropriated	500,000.00	Total Taxes Billed	11,278,470.25
Police Protection	1,091,931.00	REVENUES TOTAL	12,957,357.86	1975 TAXES COLLECTED	11,169,843.37
Civil Defense & Disaster Control	10,675.00	Reserve For Uncollected Taxes	282,350.00	1975 Taxes Cancelled, Abated or Adjusted	23,735.86
Environmental Inspection & Control	16,125.00	CAPITAL OUTLAY TOTAL	240,015.23	Transfer to Tax Title Liens or Foreclosed	5,948.41
Other Public Safety	15,350.00			Balance Outstanding Dec. 31, 1975	78,942.61
PUBLIC WORKS		Public Enterprises		PRIOR YEARS TAXES OUTSTANDING	
Streets and Drainage	560,600.00	Recreation—Culture		Balance January 1, 1975	91,474.05
Sewers and Sewage Processing	367,674.79	Public Works	223,726.12	Collected in 1975	91,213.70
Garbage and Trash Disposal	313,026.00	Buildings and Grounds	16,289.11	Cancelled, Abated or Adjusted 1975	
Public Buildings and Grounds	48,275.00	Library and Education		Transfers to Tax Title Liens or Foreclosed	254.00
Other Public Works		Conservation		Balance December 31, 1975	6.35
HEALTH and WELFARE		All Other		TAX TITLE LIENS OUTSTANDING	
Health Services Except Environmental	79,998.25	CAPITAL DEBT AUTHORIZED, DECEMBER 31, 1975		Balance January 1, 1975	38,097.29
Welfare-Public Assistance	6,392.00	ISSUED AND UNISSUED		Transfer From Taxes	6,240.48
Hospitals, Clinics, First Aid		School	3,700,700	Redeemed in 1975	
Animal, Insect, & Rodent Control		Self-liquidating		Cancelled, Abated or Adjusted (1975)	522.45
Other Welfare Services		Other	1,388,000	Transfers to Foreclosed Property	
RECREATION and CONSERVATION		Total	5,088,700	Balance December 31, 1975	43,815.32
Beaches and Boardwalks		ISSUED AND OUTSTANDING		PROPERTY ACQUIRED BY DEED OR FORECLOSURE	
Parks, Playgrounds, Shade Trees	106,758.00	School	3,700,700.00	Balance January 1, 1975	135,422.75
Land Reclamation & Conservation		Self-Liquidating		Transfers From Taxes or Liens	
Other Recreational Services	71,200.00	Other	1,298,000.00	Sale for Cash (1975)	
EDUCATION (excluding schools)		Total	4,998,700.00	Cancelled, Abated or Adjusted (1975)	
Libraries	224,055.50	EQUALIZED VALUATION BASIS		Balance December 31, 1975	135,422.75
Other Educational Services	13,050.00	FOR NET DEBT COMPUTATION	327,304,074.67	CURRENT FINANCES DECEMBER 31, 1975	
STATUTORY EXPENDITURES		REAL PROPERTY VALUATIONS		ASSETS	
Pensions & F. I. C. A.	248,330.47	Code Class # of Parcels % VAL'N		Cash Dec. 31, 1975	631,798.51
Employee Fringe Benefits	85,000.00	1 Vacant Land 159 .68	1,180,700.00	Taxes Receivable	78,948.96
Other Statutory Expenditures		2 Residential 6508 78.99	136,526,600.00	Tax Title Liens	43,815.32
CETA And Other Public Employment Programs	86,894.20	3 Farm 2 .09	165,600.00	Foreclosed Property	135,422.75
MUNICIPAL FUNCTIONS TOTAL	4,011,040.21	4a Commercial 244 10.80	18,669,700.00	Emergencies & Other Deferred Charges	149,849.89
CAPITAL IMPROVEMENTS *MEMO*	100,000.00	4b Industrial 43 2.20	3,802,000.00	State and Federal Aid Receivable	6,812.05
DEBT SERVICE		4c Apartments 52 7.23	12,488,500.00	Other Receivables	2,679.31
Principal Payments	30,000.00	Total 7008	172,833,100.00	Total	1,049,326.79
Interest Payments	54,345.00	Land Area 3.00 Sq. Miles		LIABILITIES, RESERVES, AND SURPLUS	
DEFERRED CHARGES	12,286.69	Net Valuation Taxable-Municipal	173,704,130.00	Cash Liabilities	327,169.30
SCHOOL, COUNTY, SPECIAL DISTRICT TAXES	8,645,318.25	Net Valuation Taxable-County	333,414,843.00	Reserves for Receivables	260,866.34
RESERVE FOR UNCOLLECTED TAXES	282,350.00	State Equalized Valuation	356,132,205.00	Surplus Dec. 31, 1975	461,291.15
EXPENDITURES TOTAL	13,035,340.15	State Equalization Ratio	48.65	Total	1,049,326.79

1505

Population 1970 8,060
 Population 1975 12,465
 S & P Rating
 Moody Rating

General Tax Rate Per \$100. 3.01
 State Equalized Tax Rate 2.32

BERKELEY TOWNSHIP — OCEAN CO.

Form of Government:
 Township Committee
 Number of Members on Governing Body 5

PER CAPITA:
 Gross Debt 352.64
 Net Debt 98.58
 Debt Service 1.76
 Total Tax Levy 526.39
 Municipal Expenditures 243.21

PER CENT:
 Gross Debt 1.91
 Net Debt .53
 Tax Levy Collected 89.59
 Tax Levy Cancelled, Abated or Adjusted .38

EXPENDITURES	REVENUES-REALIZED	1975 PROPERTY TAX
GENERAL GOVERNMENT		STATE EQUALIZED TAX RATE
Governing Body & Public Boards		Local District School Taxes .87 2,399,888.00
Municipal Clerk		Regional & Consolidated School Tax .60 1,635,310.77
Financial Administration 39,100.00	1975 Property Taxes Collected 5,937,503.81	School Taxes in Municipal Budget
Assessment of Taxes 83,000.00	1975 Payments in Lieu of Taxes	County Taxes .43 1,177,982.63
Collection of Taxes 61,750.00	Delinquent Tax & Lien Collections 517,056.30	County Library Taxes .02 57,782.76
Planning, Housing & Development 47,675.00	Business Personality Replacement Taxes 63,916.79	Local Municipal Purpose Taxes .34 923,210.25
Human Resources	Taxes from Public Utilities 693,149.01	Veteran & Senior Citizen Taxes .06 176,650.00
Elections 1,200.00	Other Miscellaneous Tax Revenues	Total Taxes for Rate Computation 2.32 6,370,824.41
General Administration (other) 334,610.00	State Aid Revenues 3,416.00	Special District Taxes
JUDICIARY	Federal Aid Revenues	Bank Stock Taxes 6,721.75
Municipal Courts 33,336.00	State and Local Fiscal Assistance Act Utilized 259,995.49	Added and Omitted Taxes 282,674.32
PUBLIC SAFETY	Sale of Acquired Property 321,321.00	Total Taxes Levied - ABSTRACT 6,561,438.48
Fire Protection	Other Miscellaneous Revenues 567,266.76	Total Taxes Billed 6,627,669.83
Police Protection 633,150.00	Total 8,363,625.16	1975 TAXES COLLECTED 5,937,503.81
Civil Defense & Disaster Control 3,600.00	Prior Years Surplus Appropriated 1,000,000.00	1975 Taxes Cancelled, Abated or Adjusted 25,348.78
Environmental Inspection & Control 64,493.00	REVENUES TOTAL 9,363,625.16	Transfer to Tax Title Liens or Foreclosed 202,992.15
Other Public Safety	Reserve For Uncollected Taxes 666,936.00	Balance Outstanding Dec. 31, 1975 462,225.09
PUBLIC WORKS	CAPITAL OUTLAY TOTAL 353,150.02	PRIOR YEARS TAXES OUTSTANDING
Streets and Drainage 237,900.00	Public Enterprises 125.00	Balance January 1, 1975 381,149.08
Sewers and Sewage Processing 136,000.00	Recreation—Culture 61,628.65	Collected in 1975 272,948.90
Garbage and Trash Disposal 47,887.00	Public Works 175,944.86	Cancelled, Abated or Adjusted 1975 4,245.56
Public Buildings and Grounds 176,800.00	Buildings and Grounds 115,451.51	Transfers to Tax Title Liens or Foreclosed 41,584.43
Other Public Works	Library and Education	Balance December 31, 1975 62,370.19
HEALTH and WELFARE	Conservation	TAX TITLE LIENS OUTSTANDING
Health Services Except Environmental 7,500.00	All Other	Balance January 1, 1975 952,187.36
Welfare-Public Assistance 26,740.00	CAPITAL DEBT AUTHORIZED, DECEMBER 31, 1975	Transfer From Taxes 258,844.87
Hospitals, Clinics, First Aid 5,800.00	ISSUED AND UNISSUED GROSS DEBT NET DEBT	Redeemed in 1975 244,107.40
Animal, Insect, & Rodent Control 8,400.00	School 3,166,845	Cancelled, Abated or Adjusted (1975)
Other Welfare Services	Self-liquidating 1,228,753	Transfers to Foreclosed Property 165,106.18
RECREATION and CONSERVATION	Other 4,395,598	Balance December 31, 1975 801,818.65
Beaches and Boardwalks 33,420.00	Total 1,228,753	PROPERTY ACQUIRED BY DEED OR FORECLOSURE
Parks, Playgrounds, Shade Trees 36,242.49	ISSUED AND OUTSTANDING	Balance January 1, 1975 2,842,893.42
Land Reclamation & Conservation	School 3,166,845.00	Transfers From Taxes or Liens 188,967.58
Other Recreational Services 51,297.51	Self-Liquidating 500,000.00	Sale for Cash (1975) 321,321.00
EDUCATION (excluding schools)	Other 3,666,845.00	Cancelled, Abated or Adjusted (1975)
Libraries	Total 3,666,845.00	Balance December 31, 1975 2,710,540.00
Other Educational Services	EQUALIZED VALUATION BASIS	CURRENT FINANCES DECEMBER 31, 1975
STATUTORY EXPENDITURES	FOR NET DEBT COMPUTATION 229,923,507.33	ASSETS
Pensions & F. I. C. A. 118,000.00	REAL PROPERTY VALUATIONS	Cash Dec. 31, 1975 3,760,193.24
Employee Fringe Benefits 48,400.00	Code Class # of Parcels % VAL'N	Taxes Receivable 524,595.28
Other Statutory Expenditures	1 Vacant Land 12264 16.77 35,059,000.00	Tax Title Liens 801,818.65
CETA And Other Public Employment Programs	2 Residential 6633 69.86 146,036,000.00	Foreclosed Property 2,710,540.00
MUNICIPAL FUNCTIONS TOTAL 2,236,301.00	3 Farm 10 .18 372,300.00	Emergencies & Other Deferred Charges 57,000.00
CAPITAL IMPROVEMENTS *MEMO* 200,000.00	4a Commercial 210 9.85 20,596,700.00	State and Federal Aid Receivable
DEBT SERVICE	4b Industrial 19 1.69 3,529,800.00	Other Receivables 39,520.62
Principal Payments 22,000.00	4c Apartments 46 1.64 3,435,800.00	Total 7,893,667.79
Interest Payments	Total 19182 209,029,600.00	LIABILITIES, RESERVES, AND SURPLUS
DEFERRED CHARGES 106,395.00	Land Area 41.90 Sq. Miles	Cash Liabilities 2,154,350.13
SCHOOL, COUNTY, SPECIAL DISTRICT TAXES 5,348,832.16	Net Valuation Taxable-Municipal 212,325,604.00	Reserves for Receivables 4,076,474.55
RESERVE FOR UNCOLLECTED TAXES 666,936.00	Net Valuation Taxable-County 263,668,869.00	Surplus Dec. 31, 1975 1,662,843.11
EXPENDITURES TOTAL 8,380,464.16	State Equalized Valuation 273,429,913.00	Total 7,893,667.79
	State Equalization Ratio 77.38	

2001

Population 1970 **13,110**
 Population 1975 **13,550**
 S & P Rating **AA**
 Moody Rating **AA**

General Tax Rate Per \$100. **3.61**
 State Equalized Tax Rate **2.69**

BERKELEY HEIGHTS TOWNSHIP — UNION CC.

Form of Government:

Township Committee

Number of Members on Governing Body 5 -

PER CAPITA:

Gross Debt **610.17**
 Net Debt **350.69**
 Debt Service **18.82**
 Total Tax Levy **648.58**
 Municipal Expenditures **226.95**

PER CENT:

Gross Debt **2.90**
 Net Debt **1.67**
 Tax Levy Collected **98.96**
 Tax Levy Cancelled, Abated or Adjusted **.15**

EXPENDITURES		REVENUES-REALIZED		1975 PROPERTY TAX	
GENERAL GOVERNMENT				STATE EQUALIZED TAX RATE	
Governing Body & Public Boards		1975 Property Taxes Collected	8,704,199.22	Local District School Taxes 1.07	3,481,292.00
Municipal Clerk		1975 Payments in Lieu of Taxes	43,585.80	Regional & Consolidated School Tax .81	2,644,948.90
Financial Administration	40,257.00	Delinquent Tax & Lien Collections	135,474.96	School Taxes in Municipal Budget	
Assessment of Taxes	27,637.00	Business Personalty Replacement Taxes	594,241.28	County Taxes	.49
Collection of Taxes	24,878.00	Taxes from Public Utilities	340,638.68	County Library Taxes	
Planning, Housing & Development	20,950.00	Other Miscellaneous Tax Revenues		Local Municipal Purpose Taxes	.31
Human Resources		State Aid Revenues	8,691.98	Veteran & Senior Citizen Taxes	.02
Elections		Federal Aid Revenues		Total Taxes for Rate Computation	2.70
General Administration (other)	368,961.00	State and Local Fiscal Assistance Act Utilized	150,371.55	Special District Taxes	
JUDICIARY		Sale of Acquired Property		Bank Stock Taxes	6,589.89
Municipal Courts	29,964.00	Other Miscellaneous Revenues	456,648.27	Added and Omitted Taxes	50,049.85
PUBLIC SAFETY		Total	10,433,851.74	Total Taxes Levied - ABSTRACT	8,788,226.79
Fire Protection	63,100.00	Prior Years Surplus Appropriated	1,235,000.00	Total Taxes Billed	8,795,382.80
Police Protection	562,942.05	REVENUES TOTAL	11,668,851.74	1975 TAXES COLLECTED	8,704,199.22
Civil Defense & Disaster Control	1,775.00	Reserve For Uncollected Taxes	716,515.77	1975 Taxes Cancelled, Abated or Adjusted	12,881.95
Environmental Inspection & Control	20,658.50	CAPITAL OUTLAY TOTAL	535,672.79	Transfer to Tax Title Liens or Foreclosed	243.65
Other Public Safety		Public Enterprises		Balance Outstanding Dec. 31, 1975	78,066.98
PUBLIC WORKS		Recreation—Culture	30,665.52	PRIOR YEARS TAXES OUTSTANDING	
Streets and Drainage	314,284.00	Public Works	85,936.27	Balance January 1, 1975	104,684.90
Sewers and Sewage Processing	132,469.00	Buildings and Grounds	419,071.00	Collected in 1975	99,827.87
Garbage and Trash Disposal		Library and Education		Cancelled, Abated or Adjusted 1975	105.30
Public Buildings and Grounds	49,764.00	Conservation		Transfers to Tax Title Liens or Foreclosed	
Other Public Works		All Other		Balance December 31, 1975	4,751.73
HEALTH and WELFARE		CAPITAL DEBT AUTHORIZED, DECEMBER 31, 1975		TAX TITLE LIENS OUTSTANDING	
Health Services Except Environmental	17,886.00	ISSUED AND UNISSUED		Balance January 1, 1975	37,121.02
Welfare-Public Assistance	5,550.00	School	3,516,071	Transfer From Taxes	234.65
Hospitals, Clinics, First Aid	2,000.00	Self-Liquidating		Redeemed in 1975	35,647.09
Animal, Insect, & Rodent Control		Other	4,751,792	Cancelled, Abated or Adjusted (1975)	
Other Welfare Services		Total	8,267,863	Transfers to Foreclosed Property	
RECREATION and CONSERVATION		ISSUED AND OUTSTANDING		Balance December 31, 1975	1,708.58
Beaches and Boardwalks		School	3,516,071.00	PROPERTY ACQUIRED BY DEED OR FORECLOSURE	
Parks, Playgrounds, Shade Trees	77,739.00	Self-Liquidating		Balance January 1, 1975	23,600.00
Land Reclamation & Conservation	11,000.00	Other	2,609,500.00	Transfers From Taxes or Liens	
Other Recreational Services		Total	6,125,571.00	Sale for Cash (1975)	
EDUCATION (excluding schools)		EQUALIZED VALUATION BASIS		Cancelled, Abated or Adjusted (1975)	
Libraries	166,792.00	FOR NET DEBT COMPUTATION	284,847,262.67	Balance December 31, 1975	23,600.00
Other Educational Services		REAL PROPERTY VALUATIONS		CURRENT FINANCES DECEMBER 31, 1975	
STATUTORY EXPENDITURES		Code Class # of Parcels % VAL'N		ASSETS	
Pensions & F. I. C. A.	145,000.00	1 Vacant Land 263 2.76	6,691,750.00	Cash Dec. 31, 1975	4,248,719.04
Employee Fringe Benefits		2 Residential 3481 57.27	139,010,050.00	Taxes Receivable	82,818.71
Other Statutory Expenditures		3 Farm 6 .02	41,800.00	Tax Title Liens	1,708.58
CETA And Other-Public Employment Programs		4a Commercial 73 2.94	7,145,350.00	Foreclosed Property	23,600.00
MUNICIPAL FUNCTIONS TOTAL	2,083,646.55	4b Industrial 44 37.02	89,855,450.00	Emergencies & Other Deferred Charges	170,000.00
CAPITAL IMPROVEMENTS *MEMO*	444,150.00	4c Apartments		State and Federal Aid Receivable	
DEBT SERVICE		Total	242,744,400.00	Other Receivables	124,508.46
Principal Payments	125,000.00	Land Area 6.50 Sq. Miles		Total	4,651,354.79
Interest Payments	130,000.00	Net Valuation Taxable-Municipal	243,944,713.00	LIABILITIES, RESERVES, AND SURPLUS	
DEFERRED CHARGES	20,000.00	Net Valuation Taxable-County	336,971,348.00	Cash Liabilities	1,842,067.00
SCHOOL, COUNTY, SPECIAL DISTRICT TAXES	7,729,670.80	State Equalized Valuation	326,482,357.00	Reserves for Receivables	232,835.75
RESERVE FOR UNCOLLECTED TAXES	716,515.77	State Equalization Ratio	74.69	Surplus Dec. 31, 1975	2,576,452.04
EXPENDITURES TOTAL	10,804,833.12			Total	4,651,354.79

0405

Population 1970
Population 1975
S & P Rating
Moody Rating

5,035
5,530

A

General Tax Rate Per \$100.
5.71
State Equalized Tax Rate
3.13

BERLIN BOROUGH — CAMDEN CO.

Form of Government:

Borough Council

Number of Members on Governing Body 6

PER CAPITA:

Gross Debt 795.90
Net Debt 24.77
Debt Service .68
Total Tax Levy 398.83
Municipal Expenditures 123.81

PER CENT:

Gross Debt 7.50
Net Debt .23
Tax Levy Collected 97.63
Tax Levy Cancelled, Abated or Adjusted .03

EXPENDITURES		REVENUES-REALIZED		1975 PROPERTY TAX	
GENERAL GOVERNMENT				STATE EQUALIZED TAX RATE	
Governing Body & Public Boards		1975 Property Taxes Collected	2,153,741.79	Local District School Taxes	1.24 855,332.75
Municipal Clerk		1975 Payments in Lieu of Taxes		Regional & Consolidated School Tax	.66 452,972.96
Financial Administration	5,500.00	Delinquent Tax & Lien Collections	68,111.00	School Taxes in Municipal Budget	
Assessment of Taxes	33,650.00	Business Personalty Replacement Taxes	43,192.81	County Taxes	.97 667,179.22
Collection of Taxes	14,800.00	Taxes from Public Utilities	136,138.90	County Library Taxes	.02 15,396.13
Planning, Housing & Development	4,792.01	Other Miscellaneous Tax Revenues		Local Municipal Purpose Taxes	.19 131,366.04
Human Resources		State Aid Revenues	7,188.12	Veteran & Senior Citizen Taxes	.05 32,330.00
Elections		Federal Aid Revenues	16,287.53	Total Taxes for Rate Computation	3.13 2,154,577.10
General Administration (other)	44,167.00	State and Local Fiscal Assistance Act Utilized	32,950.20	Special District Taxes	
JUDICIARY		Sale of Acquired Property		Bank Stock Taxes	6,358.12
Municipal Courts	17,550.00	Other Miscellaneous Revenues	144,234.09	Added and Omitted Taxes	76,947.22
PUBLIC SAFETY		Total	2,601,844.44	Total Taxes Levied - ABSTRACT	2,205,552.44
Fire Protection	34,000.00	Prior Years Surplus Appropriated	135,000.00	Total Taxes Billed	2,206,049.61
Police Protection	163,199.07	REVENUES TOTAL	2,736,844.44	1975 TAXES COLLECTED	2,153,741.79
Civil Defense & Disaster Control	500.00	Reserve For Uncollected Taxes	81,748.97	1975 Taxes Cancelled, Abated or Adjusted	622.91
Environmental Inspection & Control	4,225.00	CAPITAL OUTLAY TOTAL	97,370.97	Transfer to Tax Title Liens or Foreclosed	2,071.58
Other Public Safety				Balance Outstanding Dec. 31, 1975	49,613.33
PUBLIC WORKS				PRIOR YEARS TAXES OUTSTANDING	
Streets and Drainage	104,307.99	Public Enterprises	17,754.96	Balance January 1, 1975	52,930.56
Sewers and Sewage Processing		Recreation—Culture		Collected in 1975	52,930.56
Garbage and Trash Disposal	32,251.13	Public Works	35,000.00	Cancelled, Abated or Adjusted 1975	
Public Buildings and Grounds	29,650.00	Buildings and Grounds	44,616.01	Transfers to Tax Title Liens or Foreclosed	
Other Public Works		Library and Education		Balance December 31, 1975	
HEALTH and WELFARE		Conservation		TAX TITLE LIENS OUTSTANDING	
Health Services Except Environmental	1,175.00	All Other		Balance January 1, 1975	24,901.98
Welfare-Public Assistance	2,150.00			Transfer From Taxes	2,084.21
Hospitals, Clinics, First Aid				Redeemed in 1975	15,180.44
Animal, Insect, & Rodent Control				Cancelled, Abated or Adjusted (1975)	
Other Welfare Services				Transfers to Foreclosed Property	7,388.34
RECREATION and CONSERVATION				Balance December 31, 1975	4,417.41
Beaches and Boardwalks				PROPERTY ACQUIRED BY DEED OR	
Parks, Playgrounds, Shade Trees	11,625.00			FORECLOSURE	
Land Reclamation & Conservation				Balance January 1, 1975	54,450.00
Other Recreational Services	14,293.36			Transfers From Taxes or Liens	7,388.34
EDUCATION (excluding schools)				Sale for Cash (1975)	
Libraries	11,700.00			Cancelled, Abated or Adjusted (1975)	38,188.34
Other Educational Services	200.00			Balance December 31, 1975	23,650.00
STATUTORY EXPENDITURES				CURRENT FINANCES DECEMBER 31, 1975	
Pensions & F. I. C. A.	31,806.00			ASSETS	
Employee Fringe Benefits	10,000.00			Cash Dec. 31, 1975	849,247.90
Other Statutory Expenditures				Taxes Receivable	49,613.33
CETA And Other Public Employment Programs	14,949.53			Tax Title Liens	4,417.41
MUNICIPAL FUNCTIONS TOTAL	586,491.09			Foreclosed Property	23,650.00
CAPITAL IMPROVEMENTS * MEMC*	27,000.00			Emergencies & Other Deferred Charges	31,492.17
DEBT SERVICE				State and Federal Aid Receivable	5,355.00
Principal Payments	3,000.00			Other Receivables	133.84
Interest Payments	735.00			Total	963,909.65
DEFERRED CHARGES	12,680.00			LIABILITIES, RESERVES, AND SURPLUS	
SCHOOL, COUNTY, SPECIAL DISTRICT TAXES	1,990,881.06			Cash Liabilities	642,925.69
RESERVE FOR UNCOLLECTED TAXES	81,748.97			Reserves for Receivables	77,814.58
EXPENDITURES TOTAL	2,675,536.12			Surplus Dec. 31, 1975	243,169.38
				Total	963,909.65

0406

Population 1970 **5,710**
 Population 1975 **5,975**
 S & P Rating
 Moody Rating

General Tax Rate Per \$100. **7.93**
 State Equalized Tax Rate **2.85**

BERLIN TOWNSHIP — CAMDEN CO.

Form of Government:

Small Municipality Plan A (OMCL50)

Number of Members on Governing Body 5

PER CAPITA:

Gross Debt **270.30**
 Net Debt **57.28**
 Debt Service **.93**
 Total Tax Levy **210.92**
 Municipal Expenditures **103.57**

PER CENT:

Gross Debt **4.28**
 Net Debt **.91**
 Tax Levy Collected **92.13**
 Tax Levy Cancelled, Abated or Adjusted **.25**

EXPENDITURES		REVENUES-REALIZED		1975 PROPERTY TAX	
GENERAL GOVERNMENT		1975 Property Taxes Collected		STATE EQUALIZED TAX RATE	
Governing Body & Public Boards		1975 Payments in Lieu of Taxes	1,164,236.36	Local District School Taxes	1.00
Municipal Clerk		Delinquent Tax & Lien Collections	83,904.78	Regional & Consolidated School Tax	.69
Financial Administration	13,680.00	Business Personalty Replacement Taxes	8,552.58	School Taxes in Municipal Budget	
Assessment of Taxes	4,425.00	Taxes from Public Utilities	313,186.80	County Taxes	1.01
Collection of Taxes	13,500.00	Other Miscellaneous Tax Revenues		County Library Taxes	.02
Planning, Housing & Development	7,020.00	State Aid Revenues	631.50	Local Municipal Purpose Taxes	.06
Human Resources	3,235.00	Federal Aid Revenues	37,708.13	Veteran & Senior Citizen Taxes	.07
Elections	2,100.00	State and Local Fiscal Assistance Act Utilized	87,270.00	Total Taxes for Rate Computation	2.85
General Administration (other)	68,530.00	Sale of Acquired Property		Special District Taxes	
JUDICIARY		Other Miscellaneous Revenues	45,521.34	Bank Stock Taxes	724.85
Municipal Courts	15,350.00	Total	1,741,011.49	Added and Omitted Taxes	37,935.22
PUBLIC SAFETY		Prior Years Surplus Appropriated	109,500.00	Total Taxes Levied - ABSTRACT	1,260,239.29
Fire Protection	12,301.00	REVENUES TOTAL	1,850,511.49	Total Taxes Billed	1,263,681.39
Police Protection	116,261.00	Reserve For Uncollected Taxes	101,723.00	1975 TAXES COLLECTED	1,164,236.36
Civil Defense & Disaster Control	480.00	CAPITAL OUTLAY TOTAL	89,720.09	1975 Taxes Cancelled, Abated or Adjusted	3,165.56
Environmental Inspection & Control	3,875.00	Public Enterprises		Transfer to Tax Title Liens or Foreclosed	7,120.20
Other Public Safety		Recreation—Culture	7,251.72	Balance Outstanding Dec. 31, 1975	89,159.27
PUBLIC WORKS		Public Works	82,468.37	PRIOR YEARS TAXES OUTSTANDING	
Streets and Drainage	80,786.20	Buildings and Grounds		Balance January 1, 1975	78,831.83
Sewers and Sewage Processing		Library and Education		Collected in 1975	76,633.55
Garbage and Trash Disposal	44,000.00	Conservation		Cancelled, Abated or Adjusted 1975	
Public Buildings and Grounds	18,300.00	All Other		Transfers to Tax Title Liens or Foreclosed	
Other Public Works	8,000.00	CAPITAL DEBT AUTHORIZED, DECEMBER 31, 1975		Balance December 31, 1975	2,198.28
HEALTH and WELFARE		ISSUED AND UNISSUED GROSS DEBT		TAX TITLE LIENS OUTSTANDING	
Health Services Except Environmental	500.00	School	1,272,831	Balance January 1, 1975	45,649.50
Welfare-Public Assistance	2,550.00	Self-liquidating	342,240	Transfer From Taxes	7,120.20
Hospitals, Clinics, First Aid		Other	342,240	Redeemed in 1975	7,271.23
Animal, Insect, & Rodent Control	1,900.00	Total	1,615,071	Cancelled, Abated or Adjusted (1975)	
Other Welfare Services		ISSUED AND OUTSTANDING		Transfers to Foreclosed Property	
RECREATION and CONSERVATION		School	1,272,831.00	Balance December 31, 1975	45,498.47
Beaches and Boardwalks		Self-Liquidating		PROPERTY ACQUIRED BY DEED OR	
Parks, Playgrounds, Shade Trees	7,650.00	Other	90,600.00	FORECLOSURE	
Land Reclamation & Conservation		Total	1,363,431.00	Balance January 1, 1975	21,645.00
Other Recreational Services	3,150.00	EQUALIZED VALUATION BASIS		Transfers From Taxes or Liens	
EDUCATION (excluding schools)		FOR NET DEBT COMPUTATION	37,753,831.67	Sale for Cash (1975)	
Libraries	3,550.00	REAL PROPERTY VALUATIONS		Cancelled, Abated or Adjusted (1975)	
Other Educational Services		Code Class # of Parcels % VAL'N		Balance December 31, 1975	21,645.00
STATUTORY EXPENDITURES				CURRENT FINANCES DECEMBER 31, 1975	
Pensions & F. I. C. A.	23,850.00			ASSETS	
Employee Fringe Benefits	6,500.00			Cash Dec. 31, 1975	238,360.79
Other Statutory Expenditures				Taxes Receivable	91,357.55
CETA And Other Public Employment Programs	34,817.20			Tax Title Liens	45,498.47
MUNICIPAL FUNCTIONS TOTAL	496,310.40			Foreclosed Property	21,645.00
CAPITAL IMPROVEMENTS *MEMO*	10,690.00			Emergencies & Other Deferred Charges	12,000.00
DEBT SERVICE				State and Federal Aid Receivable	10,892.65
Principal Payments				Other Receivables	62,575.50
Interest Payments	5,562.84			Total	482,329.96
DEFERRED CHARGES	15,235.80			LIABILITIES, RESERVES, AND SURPLUS	
SCHOOL, COUNTY, SPECIAL DISTRICT TAXES	1,195,767.07			Cash Liabilities	154,737.51
RESERVE FOR UNCOLLECTED TAXES	101,723.00			Reserves for Receivables	221,076.52
EXPENDITURES TOTAL	1,814,599.11			Surplus Dec. 31, 1975	106,515.93
				Total	482,329.96

1802

Population 1970 **13,355**
 Population 1975 **13,725**
 S & P Rating **AA**
 Moody Rating **AA**

General Tax Rate Per \$100. **3.92**
 State Equalized Tax Rate **2.66**

BERNARDS TOWNSHIP — SOMERSET CO.
 Form of Government:
 Township Committee
 Number of Members on Governing Body 5

PER CAPITA:
 Gross Debt **312.28**
 Net Debt **74.24**
 Debt Service **7.90**
 Total Tax Levy **558.75**
 Municipal Expenditures **186.02**

PER CENT:
 Gross Debt **1.82**
 Net Debt **.43**
 Tax Levy Collected **96.83**
 Tax Levy Cancelled, Abated or Adjusted **.32**

EXPENDITURES		REVENUES-REALIZED		1975 PROPERTY TAX	
GENERAL GOVERNMENT				STATE EQUALIZED TAX RATE 1.76	
Governing Body & Public Boards		1975 Property Taxes Collected	7,442,992.77	Local District School Taxes	4,901,382.00
Municipal Clerk		1975 Payments in Lieu of Taxes	14,667.69	Regional & Consolidated School Tax	
Financial Administration	24,335.00	Delinquent Tax & Lien Collections	152,002.04	School Taxes in Municipal Budget	
Assessment of Taxes	19,480.00	Business Personalty Replacement Taxes	43,973.90	County Taxes	1,189,880.16
Collection of Taxes	18,771.00	Taxes from Public Utilities	345,600.74	County Library Taxes	62,066.74
Planning, Housing & Development	40,569.00	Other Miscellaneous Tax Revenues		Local Municipal Purpose Taxes	1,207,706.28
Human Resources		State Aid Revenues	15,756.50	Veteran & Senior Citizen Taxes	57,940.00
Elections	1,630.00	Federal Aid Revenues		Total Taxes for Rate Computation	7,418,975.18
General Administration (other)	362,198.00	State and Local Fiscal Assistance Act Utilized	134,656.14	Special District Taxes	
JUDICIARY		Sale of Acquired Property		Bank Stock Taxes	5,101.72
Municipal Courts	34,420.00	Other Miscellaneous Revenues	172,786.78	Added and Omitted Taxes	302,706.01
PUBLIC SAFETY		Total	8,322,436.56	Total Taxes Levied - ABSTRACT	7,668,842.91
Fire Protection	59,600.00	Prior Years Surplus Appropriated	689,000.00	Total Taxes Billed	7,686,324.08
Police Protection	449,530.00	REVENUES TOTAL	9,011,436.56	1975 TAXES COLLECTED	7,442,992.77
Civil Defense & Disaster Control		Reserve For Uncollected Taxes	483,993.00	1975 Taxes Cancelled, Abated or Adjusted	24,421.80
Environmental Inspection & Control	21,770.00	CAPITAL OUTLAY TOTAL	146,136.10	Transfer to Tax Title Liens or Foreclosed	15,306.60
Other Public Safety				Balance Outstanding Dec. 31, 1975	203,602.91
PUBLIC WORKS				PRIOR YEARS TAXES OUTSTANDING	
Streets and Drainage	453,103.53	Public Enterprises		Balance January 1, 1975	155,348.51
Sewers and Sewage Processing	40,000.00	Recreation—Culture		Collected in 1975	144,992.77
Garbage and Trash Disposal		Public Works	87,655.40	Cancelled, Abated or Adjusted 1975	1,502.20
Public Buildings and Grounds	135,825.00	Buildings and Grounds	25,907.52	Transfers to Tax Title Liens or Foreclosed	487.20
Other Public Works		Library and Education	32,573.18	Balance December 31, 1975	8,366.34
HEALTH and WELFARE		Conservation		TAX TITLE LIENS OUTSTANDING	
Health Services Except Environmental	25,805.00	All Other		Balance January 1, 1975	74,959.81
Welfare-Public Assistance	1,490.00	CAPITAL DEBT AUTHORIZED, DECEMBER 31, 1975		Transfer From Taxes	15,863.61
Hospitals, Clinics, First Aid		ISSUED AND UNISSUED		Redeemed in 1975	7,009.27
Animal, Insect, & Rodent Control		School	3,267,000	Cancelled, Abated or Adjusted (1975)	
Other Welfare Services		Self-liquidating		Transfers to Foreclosed Property	
RECREATION and CONSERVATION		Other	1,019,000	Balance December 31, 1975	83,814.15
Beaches and Boardwalks		Total	4,286,000	PROPERTY ACQUIRED BY DEED OR	
Parks, Playgrounds, Shade Trees	3,320.00	ISSUED AND OUTSTANDING		FORECLOSURE	
Land Reclamation & Conservation	6,000.00	School	3,267,000.00	Balance January 1, 1975	100.00
Other Recreational Services	31,000.00	Self-Liquidating		Transfers From Taxes or Liens	
EDUCATION (excluding schools)		Other	1,019,000.00	Sale for Cash (1975)	
Libraries	79,600.00	Total	4,286,000.00	Cancelled, Abated or Adjusted (1975)	
Other Educational Services		EQUALIZED VALUATION BASIS		Balance December 31, 1975	100.00
STATUTORY EXPENDITURES		FOR NET DEBT COMPUTATION	234,874,667.00	CURRENT FINANCES DECEMBER 31, 1975	
Pensions & F. I. C. A.	100,780.40	REAL PROPERTY VALUATIONS		ASSETS	
Employee Fringe Benefits	28,200.00	Code Class # of Parcels % VAL'N		Cash Dec. 31, 1975	861,268.85
Other Statutory Expenditures		1 Vacant Land 440 4.08	7,678,830.00	Taxes Receivable	211,969.25
CETA And Other Public Employment Programs		2 Residential 3138 73.87	139,016,050.00	Tax Title Liens	83,814.15
MUNICIPAL FUNCTIONS TOTAL	1,937,426.93	3 Farm 198 2.52	4,740,000.00	Foreclosed Property	100.00
CAPITAL IMPROVEMENTS *MEMO*	186,000.00	4a Commercial 78 19.03	35,817,778.00	Emergencies & Other Deferred Charges	39,280.40
DEBT SERVICE		4b Industrial 6 .49	931,300.00	State and Federal Aid Receivable	61,153.22
Principal Payments	50,000.00	4c Apartments		Other Receivables	505.00
Interest Payments	58,464.00	Total 3860	188,183,958.00	Total	1,258,090.87
DEFERRED CHARGES	23,179.84	Land Area 24.95 Sq. Miles		LIABILITIES, RESERVES, AND SURPLUS	
SCHOOL, COUNTY, SPECIAL DISTRICT TAXES	6,153,328.90	Net Valuation Taxable-Municipal	189,608,841.00	Cash Liabilities	237,748.76
RESERVE FOR UNCOLLECTED TAXES	483,993.00	Net Valuation Taxable-County	259,115,619.00	Reserves for Receivables	296,388.40
EXPENDITURES TOTAL	8,706,392.67	State Equalized Valuation	278,331,856.00	Surplus Dec. 31, 1975	723,953.71
		State Equalization Ratio	67.96	Total	1,258,090.87

1803

Population 1970 **6,670**
 Population 1975 **6,730**
 S & P Rating **AA**
 Moody Rating **AA**

General Tax Rate Per \$100. **3.03**
 State Equalized Tax Rate **2.49**

BERNARDSVILLE BOROUGH — SOMERSET CO.

Form of Government:

Borough Council

Number of Members on Governing Body 6

PER CAPITA:

Gross Debt **650.53**
 Net Debt **134.93**
 Debt Service **22.57**
 Total Tax Levy **616.84**
 Municipal Expenditures **257.38**

PER CENT:

Gross Debt **2.95**
 Net Debt **.61**
 Tax Levy Collected **94.89**
 Tax Levy Cancelled, Abated or Adjusted **.08**

EXPENDITURES		REVENUES-REALIZED		1975 PROPERTY TAX	
GENERAL GOVERNMENT				STATE EQUALIZED TAX RATE \rightarrow	
Governing Body & Public Boards				Local District School Taxes 1.46	2,427,323.50
Municipal Clerk				Regional & Consolidated School Tax	
Financial Administration	5,104.00			School Taxes in Municipal Budget	
Assessment of Taxes	13,278.00			County Taxes .44	738,685.42
Collection of Taxes	15,051.00			County Library Taxes .02	38,521.89
Planning, Housing & Development	22,250.00			Local Municipal Purpose Taxes .55	914,482.58
Human Resources	165.00			Veteran & Senior Citizen Taxes .02	35,440.00
Elections				Total Taxes for Rate Computation 2.49	4,154,453.39
General Administration (other)	176,478.00			Special District Taxes	
JUDICIARY				Bank Stock Taxes	9,419.64
Municipal Courts	14,748.00			Added and Omitted Taxes	22,877.85
PUBLIC SAFETY				Total Taxes Levied - ABSTRACT	4,151,310.88
Fire Protection	39,278.00			Total Taxes Billed	4,151,873.33
Police Protection	346,800.00			1975 TAXES COLLECTED	3,939,644.09
Civil Defense & Disaster Control	500.00			1975 Taxes Cancelled, Abated or Adjusted	3,288.61
Environmental Inspection & Control	11,134.00			Transfer to Tax Title Liens or Foreclosed	14,071.32
Other Public Safety				Balance Outstanding Dec. 31, 1975	194,869.31
PUBLIC WORKS				PRIOR YEARS TAXES OUTSTANDING	
Streets and Drainage	166,773.00			Balance January 1, 1975	180,462.02
Sewers and Sewage Processing	59,540.00			Collected in 1975	175,807.15
Garbage and Trash Disposal	90,425.00			Cancelled, Abated or Adjusted 1975	
Public Buildings and Grounds	22,850.00			Transfers to Tax Title Liens or Foreclosed	2,851.71
Other Public Works				Balance December 31, 1975	1,803.16
HEALTH and WELFARE				TAX TITLE LIENS OUTSTANDING	
Health Services Except Environmental	27,759.75			Balance January 1, 1975	13,543.54
Welfare-Public Assistance	1,782.00			Transfer From Taxes	17,175.49
Hospitals, Clinics, First Aid				Redeemed in 1975	14,663.62
Animal, Insect, & Rodent Control				Cancelled, Abated or Adjusted (1975)	
Other Welfare Services				Transfers to Foreclosed Property	
RECREATION and CONSERVATION				Balance December 31, 1975	16,055.41
Beaches and Boardwalks				PROPERTY ACQUIRED BY DEED OR	
Parks, Playgrounds, Shade Trees	4,400.00			FORECLOSURE	
Land Reclamation & Conservation	500.00			Balance January 1, 1975	13,100.00
Other Recreational Services	28,998.40			Transfers From Taxes or Liens	
EDUCATION (excluding schools)				Sale for Cash (1975)	
Libraries	36,000.00			Cancelled, Abated or Adjusted (1975)	
Other Educational Services				Balance December 31, 1975	13,100.00
STATUTORY EXPENDITURES				CURRENT FINANCES DECEMBER 31, 1975	
Pensions & F. I. C. A.	68,608.00			ASSETS	
Employee Fringe Benefits	18,000.00			Cash Dec. 31, 1975	800,388.21
Other Statutory Expenditures				Taxes Receivable	196,672.47
CETA And Other Public Employment Programs				Tax Title Liens	16,055.41
MUNICIPAL FUNCTIONS TOTAL	1,170,422.15			Foreclosed Property	13,100.00
CAPITAL IMPROVEMENTS * MEMO *	85,000.00			Emergencies & Other Deferred Charges	54,337.38
DEBT SERVICE				State and Federal Aid Receivable	1,735.45
Principal Payments	98,500.00			Other Receivables	
Interest Payments	53,400.00			Total	1,082,288.92
DEFERRED CHARGES	4,000.00			LIABILITIES, RESERVES, AND SURPLUS	
SCHOOL, COUNTY, SPECIAL DISTRICT TAXES	3,204,530.81			Cash Liabilities	314,513.28
RESERVE FOR UNCOLLECTED TAXES	405,850.22			Reserves for Receivables	225,827.88
EXPENDITURES TOTAL	4,936,703.18			Surplus Dec. 31, 1975	541,947.76
				Total	1,082,288.92

1002

Population 1970 **1,390**
 Population 1975 **1,605**
 S & P Rating
 Moody Rating

General Tax Rate Per \$100. **3.79**
 State Equalized Tax Rate **3.50**

BETHLEHEM TOWNSHIP — HUNTERDON CO.
 Form of Government:
 Township Committee
 Number of Members on Governing Body 3

PER CAPITA: **999.01** PER CENT: **4.45**
 Gross Debt
 Net Debt
 Debt Service
 Total Tax Levy **915.54** Tax Levy Collected **79.72**
 Municipal Expenditures **274.92** Tax Levy Cancelled, Abated or Adjusted **1.54**

EXPENDITURES		REVENUES-REALIZED		1975 PROPERTY TAX	
GENERAL GOVERNMENT				STATE EQUALIZED TAX RATE 1.30	
Governing Body & Public Boards		1975 Property Taxes Collected	1,174,146.52	Local District School Taxes 1.30	537,820.00
Municipal Clerk		1975 Payments in Lieu of Taxes		Regional & Consolidated School Tax 1.23	505,896.10
Financial Administration	4,019.92	Delinquent Tax & Lien Collections	186,204.57	School Taxes in Municipal Budget	
Assessment of Taxes	6,446.06	Business Personalty Replacement Taxes	18,578.63	County Taxes	176,168.55
Collection of Taxes	4,659.63	Taxes from Public Utilities	70,183.28	County Library Taxes	9,051.09
Planning, Housing & Development	12,194.79	Other Miscellaneous Tax Revenues		Local Municipal Purpose Taxes	201,226.03
Human Resources		State Aid Revenues	1,796.50	Veteran & Senior Citizen Taxes	10,290.00
Elections	591.85	Federal Aid Revenues		Total Taxes for Rate Computation 3.49	1,440,451.77
General Administration (other)	24,264.64	State and Local Fiscal Assistance Act Utilized		Special District Taxes	
JUDICIARY		Sale of Acquired Property		Bank Stock Taxes	
Municipal Courts	5,167.38	Other Miscellaneous Revenues	59,819.74	Added and Omitted Taxes	39,277.34
PUBLIC SAFETY		Total	1,510,729.24	Total Taxes Levied - ABSTRACT	1,469,439.11
Fire Protection	5,000.00	Prior Years Surplus Appropriated	50,000.00	Total Taxes Billed	1,174,146.52
Police Protection	6,519.94	REVENUES TOTAL	1,560,729.24	1975 TAXES COLLECTED	
Civil Defense & Disaster Control		Reserve For Uncollected Taxes	239,245.21	1975 Taxes Cancelled, Abated or Adjusted	22,616.83
Environmental Inspection & Control	3,401.59	CAPITAL OUTLAY TOTAL	500.00	Transfer to Tax Title Liens or Foreclosed	32,138.47
Other Public Safety				Balance Outstanding Dec. 31, 1975	243,977.04
PUBLIC WORKS				PRIOR YEARS TAXES OUTSTANDING	
Streets and Drainage	106,799.50	Public Enterprises		Balance January 1, 1975	193,583.40
Sewers and Sewage Processing		Recreation—Culture		Collected in 1975	180,794.47
Garbage and Trash Disposal	1,000.00	Public Works	500.00	Cancelled, Abated or Adjusted 1975	308.64
Public Buildings and Grounds	4,800.00	Buildings and Grounds		Transfers to Tax Title Liens or Foreclosed	7,521.07
Other Public Works		Library and Education		Balance December 31, 1975	4,959.22
HEALTH and WELFARE		Conservation		TAX TITLE LIENS OUTSTANDING	
Health Services Except Environmental	260.00	All Other		Balance January 1, 1975	54,339.18
Welfare-Public Assistance	500.00	CAPITAL DEBT AUTHORIZED, DECEMBER 31, 1975		Transfer From Taxes,	
Hospitals, Clinics, First Aid		ISSUED AND UNISSUED GROSS DEBT		Redeemed in 1975	5,410.10
Animal, Insect, & Rodent Control	1,021.67	School	1,603,412	Cancelled, Abated or Adjusted (1975)	
Other Welfare Services		Self-liquidating		Transfers to Foreclosed Property	
RECREATION and CONSERVATION		Other		Balance December 31, 1975	89,280.55
Beaches and Boardwalks		Total	1,603,412	PROPERTY ACQUIRED BY DEED OR	
Parks, Playgrounds, Shade Trees		ISSUED AND OUTSTANDING		FORECLOSURE	
Land Reclamation & Conservation	5,000.00	School	620,153.00	Balance January 1, 1975	
Other Recreational Services	1,148.12	Self-Liquidating		Transfers From Taxes or Liens	
EDUCATION (excluding schools)		Other		Sale for Cash (1975)	
Libraries		Total	620,153.00	Cancelled, Abated or Adjusted (1975)	
Other Educational Services		EQUALIZED VALUATION BASIS		Balance December 31, 1975	
STATUTORY EXPENDITURES		FOR NET DEBT COMPUTATION	36,019,249.67	CURRENT FINANCES DECEMBER 31, 1975	
Pensions & F. I. C. A.	4,786.32	REAL PROPERTY VALUATIONS		ASSETS	
Employee Fringe Benefits	1,200.00	Code Class # of Parcels % VAL'N		Cash Dec. 31, 1975	698,202.13
Other Statutory Expenditures		1 Vacant Land 381 19.42	7,353,430.00	Taxes Receivable	248,936.26
CETA And Other Public Employment Programs		2 Residential 552 60.39	22,865,260.00	Tax Title Liens	89,280.55
MUNICIPAL FUNCTIONS TOTAL	198,781.41	3 Farm 220 13.57	5,139,140.00	Foreclosed Property	
CAPITAL IMPROVEMENTS *MEMO*	25,000.00	4a Commercial 17 5.18	1,960,200.00	Emergencies & Other Deferred Charges	7,095.55
DEBT SERVICE		4b Industrial 2 1.43	542,200.00	State and Federal Aid Receivable	46,615.00
Principal Payments		4c Apartments		Other Receivables	48,472.02
Interest Payments		Total 1172	37,860,230.00	Total	1,138,601.51
DEFERRED CHARGES	3,220.88	Land Area 20.60 Sq. Miles		LIABILITIES, RESERVES, AND SURPLUS	
SCHOOL, COUNTY, SPECIAL DISTRICT TAXES	1,228,935.74	Net Valuation Taxable-Municipal	38,093,840.00	Cash Liabilities	583,937.65
RESERVE FOR UNCOLLECTED TAXES	239,245.21	Net Valuation Taxable-County	40,652,894.00	Reserves for Receivables	386,688.83
EXPENDITURES TOTAL	1,670,183.24	State Equalized Valuation	41,212,805.00	Surplus Dec. 31, 1975	167,975.03
		State Equalization Ratio	92.40	Total	1,138,601.51

0302

Population 1970 **3,115**
 Population 1975 **3,255**
 S & P Rating
 Moody Rating

General Tax Rate Per \$100. **4.47**
 State Equalized Tax Rate **3.21**

BEVERLY CITY -- BURLINGTON CO.

Form of Government:
 Special Charter (P.L. 1857 c.162)
 Number of Members on Governing Body 9

PER CAPITA:
 Gross Debt **135.58**
 Net Debt **15.45**
 Debt Service **12.38**
 Total Tax Levy **188.01**
 Municipal Expenditures **154.60**

PER CENT:
 Gross Debt **2.51**
 Net Debt **.29**
 Tax Levy Collected **85.94**
 Tax Levy Cancelled, Abated or Adjusted **.04**

EXPENDITURES		REVENUES-REALIZED		1975 PROPERTY TAX	
GENERAL GOVERNMENT				STATE EQUALIZED TAX RATE 1.77	
Governing Body & Public Boards		1975 Property Taxes Collected	525,942.10	Local District School Taxes	344,730.00
Municipal Clerk		1975 Payments in Lieu of Taxes	13,468.11	Regional & Consolidated School Tax	
Financial Administration	4,550.00	Delinquent Tax & Lien Collections	71,053.04	School Taxes in Municipal Budget	.09 17,887.00
Assessment of Taxes	2,000.00	Business Personalty Replacement Taxes	20,119.05	County Taxes	.57 110,485.86
Collection of Taxes	5,550.00	Taxes from Public Utilities	57,008.75	County Library Taxes	.02 4,555.06
Planning, Housing & Development	925.52	Other Miscellaneous Tax Revenues		Local Municipal Purpose Taxes	.67 129,783.99
Human Resources		State Aid Revenues	11,497.50	Veteran & Senior Citizen Taxes	.10 19,260.00
Elections		Federal Aid Revenues	33,019.78	Total Taxes for Rate Computation	3.22 626,701.91
General Administration (other)	28,328.20	State and Local Fiscal Assistance Act Utilized	33,972.00	Special District Taxes	
JUDICIARY		Sale of Acquired Property		Bank Stock Taxes	3,378.01
Municipal Courts	6,850.00	Other Miscellaneous Revenues	38,314.18	Added and Omitted Taxes	1,159.92
PUBLIC SAFETY		Total	804,394.51	Total Taxes Levied - ABSTRACT	611,979.84
Fire Protection	18,750.00	Prior Years Surplus Appropriated	110,000.00	Total Taxes Billed	525,942.10
Police Protection	104,500.00	REVENUES TOTAL	914,394.51	1975 TAXES COLLECTED	
Civil Defense & Disaster Control	920.36	Reserve For Uncollected Taxes	90,293.00	1975 Taxes Cancelled, Abated or Adjusted	260.00
Environmental Inspection & Control	1,365.00	CAPITAL OUTLAY TOTAL	107,017.23	Transfer to Tax Title Liens or Foreclosed	11,834.99
Other Public Safety				Balance Outstanding Dec. 31, 1975	73,942.75
PUBLIC WORKS				PRIOR YEARS TAXES OUTSTANDING	
Streets and Drainage	86,345.44	Public Enterprises		Balance January 1, 1975	87,299.66
Sewers and Sewage Processing		Recreation—Culture		Collected in 1975	63,102.15
Garbage and Trash Disposal	5,000.00	Public Works	6,726.29	Cancelled, Abated or Adjusted 1975	.14
Public Buildings and Grounds	13,371.43	Buildings and Grounds		Transfers to Tax Title Liens or Foreclosed	4,181.16
Other Public Works		Library and Education	100,290.94	Balance December 31, 1975	20,016.21
HEALTH and WELFARE		Conservation		TAX TITLE LIENS OUTSTANDING	
Health Services Except Environmental	5,200.00	All Other		Balance January 1, 1975	37,751.59
Welfare-Public Assistance	4,210.92	CAPITAL DEBT AUTHORIZED, DECEMBER 31, 1975		Transfer From Taxes	16,403.65
Hospitals, Clinics, First Aid		ISSUED AND UNISSUED GROSS DEBT		Redeemed in 1975	7,950.89
Animal, Insect, & Rodent Control	500.00	School	391,000	Cancelled, Abated or Adjusted (1975)	
Other Welfare Services		Self-liquidating	50,300	Transfers to Foreclosed Property	
RECREATION and CONSERVATION		Other	50,300	Balance December 31, 1975	46,204.35
Beaches and Boardwalks		Total	441,300	PROPERTY ACQUIRED BY DEED OR	
Parks, Playgrounds, Shade Trees	5,600.00	ISSUED AND OUTSTANDING		FORECLOSURE	
Land Reclamation & Conservation		School	391,000.00	Balance January 1, 1975	21,050.00
Other Recreational Services	2,000.00	Self-Liquidating	30,800.00	Transfers From Taxes or Liens	
EDUCATION (excluding schools)		Other	421,800.00	Sale for Cash (1975)	
Libraries	1,000.00	Total	421,800.00	Cancelled, Abated or Adjusted (1975)	
Other Educational Services		EQUALIZED VALUATION BASIS		Balance December 31, 1975	21,050.00
STATUTORY EXPENDITURES		FOR NET DEBT COMPUTATION	17,556,356.00	CURRENT FINANCES DECEMBER 31, 1975	
Pensions & F. I. C. A.	21,200.00	REAL PROPERTY VALUATIONS		ASSETS	
Employee Fringe Benefits	5,700.00	Code Class # of Parcels % VAL'N		Cash Dec. 31, 1975	248,116.75
Other Statutory Expenditures		1 Vacant Land 43 .88	122,700.00	Taxes Receivable	93,958.96
CETA And Other Public Employment Programs	38,451.00	2 Residential 802 83.44	11,632,350.00	Tax Title Liens	46,204.35
MUNICIPAL FUNCTIONS TOTAL	362,317.87	3 Farm		Foreclosed Property	21,050.00
CAPITAL IMPROVEMENTS *MEMO*	4,000.00	4a Commercial 62 9.44	1,315,600.00	Emergencies & Other Deferred Charges	7,456.06
DEBT SERVICE		4b Industrial 15 6.24	869,700.00	State and Federal Aid Receivable	22,194.25
Principal Payments	29,400.00	4c Apartments		Other Receivables	221.00
Interest Payments	10,900.00	Total 922	13,940,350.00	Total	439,201.37
TYPE I SCHL DEBT *MEMO	28,100.00	Land Area .54 Sq. Miles		LIABILITIES, RESERVES, AND SURPLUS	
DEFERRED CHARGES	10,300.00	Net Valuation Taxable-Municipal	14,035,448.00	Cash Liabilities	170,597.42
SCHOOL, COUNTY, SPECIAL DISTRICT TAXES	477,657.92	Net Valuation Taxable-County	17,845,734.00	Reserves for Receivables	161,434.31
RESERVE FOR UNCOLLECTED TAXES	90,293.00	State Equalized Valuation	19,451,318.00	Surplus Dec. 31, 1975	107,169.64
EXPENDITURES TOTAL	980,868.79	State Equalization Ratio	72.02	Total	439,201.37

1971/3000

* ABOVE DEBT SERVICE INCLUDES TYPE I SCHOOL DEBT

2104

Population 1970 **2,190**
 Population 1975 **2,515**
 S & P Rating
 Moody Rating

General Tax Rate Per \$100. **.54**
 State Equalized Tax Rate **.64**

BLAIRSTOWN TOWNSHIP — WARREN CO.

Form of Government:
 Township Committee
 Number of Members on Governing Body 5

PER CAPITA: **439.43** PER CENT: **1.94**
 Gross Debt
 Net Debt
 Debt Service
 Total Tax Levy **158.80**
 Municipal Expenditures **763.76**
 Gross Debt
 Net Debt
 Tax Levy Collected **89.59**
 Tax Levy Cancelled, Abated or Adjusted **.14**

EXPENDITURES		REVENUES-REALIZED		1975 PROPERTY TAX	
GENERAL GOVERNMENT		1975 Property Taxes Collected		STATE EQUALIZED TAX RATE	
Governing Body & Public Boards		360,355.85		Local District School Taxes	
Municipal Clerk		1975 Payments in Lieu of Taxes		Regional & Consolidated School Tax	
Financial Administration	6,600.00	43,373.77		School Taxes in Municipal Budget	
Assessment of Taxes	7,428.00	24,592.00		County Taxes	
Collection of Taxes	4,500.00	2,038,102.05		County Library Taxes	
Planning, Housing & Development	11,700.00	Other Miscellaneous Tax Revenues		Local Municipal Purpose Taxes	
Human Resources		4,173.50		Veteran & Senior Citizen Taxes	
Elections		Federal Aid Revenues		Total Taxes for Rate Computation	
General Administration (other)	86,000.00	State and Local Fiscal Assistance Act Utilized		Special District Taxes	
JUDICIARY		42,852.00		Bank Stock Taxes	
Municipal Courts	10,000.00	Sale of Acquired Property		Added and Omitted Taxes	
PUBLIC SAFETY		Other Miscellaneous Revenues		Total Taxes Levied - ABSTRACT	
Fire Protection	16,170.00	Total		Total Taxes Billed	
Police Protection	21,500.00	262,789.09		1975 TAXES COLLECTED	
Civil Defense & Disaster Control	1,200.00	267,072.59		1975 Taxes Cancelled, Abated or Adjusted	
Environmental Inspection & Control	2,725.00	REVENUES TOTAL		Transfer to Tax Title Liens or Foreclosed	
Other Public Safety		3,043,310.85		Balance Outstanding Dec. 31, 1975	
PUBLIC WORKS		Reserve For Uncollected Taxes		PRIOR YEARS TAXES OUTSTANDING	
Streets and Drainage	391,585.00	CAPITAL OUTLAY TOTAL		Balance January 1, 1975	
Sewers and Sewage Processing		235,715.58		Collected in 1975	
Garbage and Trash Disposal	12,500.00	Public Enterprises		Cancelled, Abated or Adjusted 1975	
Public Buildings and Grounds	20,700.00	Recreation—Culture		Transfers to Tax Title Liens or Foreclosed	
Other Public Works		Buildings and Grounds		Balance December 31, 1975	
HEALTH and WELFARE		Library and Education		TAX TITLE LIENS OUTSTANDING	
Health Services Except Environmental	2,400.00	Conservation		Balance January 1, 1975	
Welfare-Public Assistance	100.00	All Other		Transfer From Taxes	
Hospitals, Clinics, First Aid		CAPITAL DEBT AUTHORIZED, DECEMBER 31, 1975		Redeemed in 1975	
Animal, Insect, & Rodent Control	265.00	ISSUED AND UNISSUED		Cancelled, Abated or Adjusted (1975)	
Other Welfare Services		GROSS DEBT		Transfers to Foreclosed Property	
RECREATION and CONSERVATION		NET DEBT		Balance December 31, 1975	
Beaches and Boardwalks		1,105,160		PROPERTY ACQUIRED BY DEED OR	
Parks, Playgrounds, Shade Trees	30,052.00	Total		FORECLOSURE	
Land Reclamation & Conservation	6,000.00	ISSUED AND OUTSTANDING		Balance January 1, 1975	
Other Recreational Services		School		Transfers From Taxes or Liens	
EDUCATION (excluding schools)		Self-Liquidating		Sale for Cash (1975)	
Libraries	2,500.00	Other		Cancelled, Abated or Adjusted (1975)	
Other Educational Services	1,200,000.00	Total		Balance December 31, 1975	
STATUTORY EXPENDITURES		EQUALIZED VALUATION BASIS		CURRENT FINANCES DECEMBER 31, 1975	
Pensions & F. I. C. A.	10,895.04	FOR NET DEBT COMPUTATION		ASSETS	
Employee Fringe Benefits	6,000.00	REAL PROPERTY VALUATIONS		Cash Dec. 31, 1975	
Other Statutory Expenditures		Code Class # of Parcels % VAL'N		Taxes Receivable	
CETA And Other Public Employment Programs		ASSESSED VALUATION		Tax Title Liens	
MUNICIPAL FUNCTIONS	1,850,820.04	1 Vacant Land 489 15.50		Foreclosed Property	
CAPITAL IMPROVEMENTS	*MEMO*	2 Residential 839 56.91		Emergencies & Other Deferred Charges	
DEBT SERVICE		3 Farm 266 12.61		State and Federal Aid Receivable	
Principal Payments		4a Commercial 87 10.57		Other Receivables	
Interest Payments		4b Industrial 6 4.41		Total	
DEFERRED CHARGES	43.55	4c Apartments		LIABILITIES, RESERVES, AND SURPLUS	
SCHOOL, COUNTY, SPECIAL DISTRICT TAXES	384,109.83	Total 1687		Cash Liabilities	
RESERVE FOR UNCOLLECTED TAXES	70,000.00	Land Area 30.90 Sq. Miles		Reserves for Receivables	
EXPENDITURES	2,304,973.42	Net Valuation Taxable-Municipal		Surplus Dec. 31, 1975	
TOTAL		Net Valuation Taxable-County		Total	
		State Equalized Valuation		4,122,918.24	
		State Equalization Ratio			

0702

Population 1970 **52,105**
 Population 1975 **52,315**
 S & P Rating **AA**
 Moody Rating **AA**

General Tax Rate Per \$100. **5.45**
 State Equalized Tax Rate **4.21**

BLOOMFIELD TOWN — ESSEX CO

Form of Government:

Special Charter (P.L. 1955 c.201)

Number of Members on Governing Body 7

PER CAPITA:

Gross Debt **273.09**
 Net Debt **119.87**
 Debt Service **19.94**
 Total Tax Levy **453.83**
 Municipal Expenditures **227.87**

PER CENT:

Gross Debt **2.72**
 Net Debt **1.20**
 Tax Levy Collected **96.91**
 Tax Levy Cancelled, Abated or Adjusted **1.27**

EXPENDITURES		REVENUES-REALIZED		1975 PROPERTY TAX	
GENERAL GOVERNMENT				STATE EQUALIZED TAX RATE 4.21	
Governing Body & Public Boards		1975 Property Taxes Collected	23,038,360.42	Local District School Taxes	1.69
Municipal Clerk	52,990.00	1975 Payments in Lieu of Taxes		Regional & Consolidated School Tax	
Financial Administration	72,140.00	Delinquent Tax & Lien Collections	378,507.21	School Taxes in Municipal Budget	.08
Assessment of Taxes	52,000.00	Business Personalty Replacement Taxes	811,805.90	County Taxes	1.24
Collection of Taxes	82,360.00	Taxes from Public Utilities	937,139.72	County Library Taxes	
Planning, Housing & Development	33,892.59	Other Miscellaneous Tax Revenues		Local Municipal Purpose Taxes	1.17
Human Resources	31,000.00	State Aid Revenues	106,944.28	Veteran & Senior Citizen Taxes	.05
Elections		Federal Aid Revenues	311,841.02	Total Taxes for Rate Computation	4.23
General Administration (other)	386,255.00	State and Local Fiscal Assistance Act Utilized	457,135.00	Special District Taxes	
JUDICIARY		Sale of Acquired Property		Bank Stock Taxes	34,143.13
Municipal Courts	61,420.00	Other Miscellaneous Revenues	851,509.00	Added and Omitted Taxes	95,920.00
PUBLIC SAFETY		Total	26,893,242.55	Total Taxes Levied - ABSTRACT	23,742,229.41
Fire Protection	1,917,348.00	Prior Years Surplus Appropriated	1,300,000.00	Total Taxes Billed	23,773,957.18
Police Protection	2,347,318.77	REVENUES TOTAL	28,193,242.55	1975 TAXES COLLECTED	23,038,360.42
Civil Defense & Disaster Control	16,600.00	Reserve For Uncollected Taxes	1,535,300.00	1975 Taxes Cancelled, Abated or Adjusted	303,103.10
Environmental Inspection & Control	54,282.00	CAPITAL OUTLAY TOTAL	437,509.87	Transfer to Tax Title Liens or Foreclosed	23,966.20
Other Public Safety	123,508.00	Public Enterprises	111,866.58	Balance Outstanding Dec. 31, 1975	408,527.46
PUBLIC WORKS		Recreation—Culture	15,642.64	PRIOR YEARS TAXES OUTSTANDING	
Streets and Drainage	477,654.33	Public Works	201,120.90	Balance January 1, 1975	382,992.95
Sewers and Sewage Processing	302,875.00	Buildings and Grounds	108,879.75	Collected in 1975	374,632.99
Garbage and Trash Disposal	499,325.00	Library and Education		Cancelled, Abated or Adjusted 1975	
Public Buildings and Grounds	357,288.00	Conservation		Transfers to Tax Title Liens or Foreclosed	4,415.26
Other Public Works		All Other		Balance December 31, 1975	3,944.70
HEALTH and WELFARE		CAPITAL DEBT AUTHORIZED, DECEMBER 31, 1975		TAX TITLE LIENS OUTSTANDING	
Health Services Except Environmental	245,530.67	ISSUED AND UNISSUED		Balance January 1, 1975	110,137.05
Welfare-Public Assistance	16,225.00	School	7,758,000	Transfer From Taxes	29,031.53
Hospitals, Clinics, First Aid		Self-liquidating	359,000	Redeemed in 1975	3,874.22
Animal, Insect, & Rodent Control	7,000.00	Other	6,169,549	Cancelled, Abated or Adjusted (1975)	
Other Welfare Services		Total	14,286,549	Transfers to Foreclosed Property	
RECREATION and CONSERVATION		ISSUED AND OUTSTANDING		Balance December 31, 1975	135,294.36
Beaches and Boardwalks		School	6,408,000.00	PROPERTY ACQUIRED BY DEED OR	
Parks, Playgrounds, Shade Trees	100,480.00	Self-Liquidating	225,000.00	FORECLOSURE	
Land Reclamation & Conservation		Other	5,391,000.00	Balance January 1, 1975	113,600.00
Other Recreational Services	240,493.37	Total	12,024,000.00	Transfers From Taxes or Liens	
EDUCATION (excluding schools)		EQUALIZED VALUATION BASIS		Sale for Cash (1975)	
Libraries	408,503.00	FOR NET DEBT COMPUTATION	524,351,793.33	Cancelled, Abated or Adjusted (1975)	
Other Educational Services		REAL PROPERTY VALUATIONS		Balance December 31, 1975	113,600.00
STATUTORY EXPENDITURES		Code Class # of Parcels % VAL'N		CURRENT FINANCES DECEMBER 31, 1975	
Pensions & F. I. C. A.	777,000.00	1 Vacant Land 370 .64	2,767,900.00	ASSETS	
Employee Fringe Benefits	244,700.00	2 Residential 10271 65.06	281,518,400.00	Cash Dec. 31, 1975	1,984,276.58
Other Statutory Expenditures		3 Farm		Taxes Receivable	412,472.16
CETA And Other Public Employment Programs	380,112.03	4a Commercial 741 14.89	64,443,200.00	Tax Title Liens	135,294.36
MUNICIPAL FUNCTIONS TOTAL	9,288,300.76	4b Industrial 75 9.61	41,575,800.00	Foreclosed Property	113,600.00
CAPITAL IMPROVEMENTS *MEMC*	50,000.00	4c Apartments 109 9.80	42,421,600.00	Emergencies & Other Deferred Charges	19,200.00
DEBT SERVICE		Total 11566	432,726,900.00	State and Federal Aid Receivable	27,478.86
Principal Payments	695,000.00	Land Area 5.40 Sq. Miles		Other Receivables	10,000.00
Interest Payments	348,391.20	Net Valuation Taxable-Municipal	438,700,900.00	Total	2,702,321.96
TYPE I SCHL DEBT MEMO	505,715.00	Net Valuation Taxable-County	548,784,073.00	LIABILITIES, RESERVES, AND SURPLUS	
DEFERRED CHARGES	54,273.36	State Equalized Valuation	565,095,257.00	Cash Liabilities	627,063.93
SCHOOL, COUNTY, SPECIAL DISTRICT TAXES	16,991,215.19	State Equalization Ratio	77.43	Reserves for Receivables	671,366.52
RESERVE FOR UNCOLLECTED TAXES	1,535,300.00			Surplus Dec. 31, 1975	1,403,891.51
EXPENDITURES TOTAL	28,912,480.51			Total	2,702,321.96

1601

Population 1970
Population 1975
S & P Rating
Moody Rating

7,825
8,240

General Tax Rate Per \$100
6.59
State Equalized Tax Rate
3.61

BLOOMINGDALE BOROUGH — PASSAIC CO.

Form of Government:
Borough Council
Number of Members on Governing Body 6

PER CAPITA:

Gross Debt
Net Debt
Debt Service
Total Tax Levy
Municipal Expenditures

320.66
118.59
9.65
416.98
157.27

PER CENT:

Gross Debt
Net Debt
Tax Levy Collected
Tax Levy Cancelled, Abated
or Adjusted

3.05
1.13
96.10
29

EXPENDITURES		REVENUES-REALIZED		1975 PROPERTY TAX	
GENERAL GOVERNMENT				STATE EQUALIZED TAX RATE	
Governing Body & Public Boards	3,450.00	1975 Property Taxes Collected	3,304,491.23	Local District School Taxes	2.23
Municipal Clerk		1975 Payments in Lieu of Taxes		Regional & Consolidated School Tax	
Financial Administration	7,357.73	Delinquent Tax & Lien Collections	78,559.80	School Taxes in Municipal Budget	
Assessment of Taxes	9,115.00	Business Personalty Replacement Taxes	53,458.40	County Taxes	.59
Collection of Taxes	19,916.00	Taxes from Public Utilities	94,913.04	County Library Taxes	
Planning, Housing & Development	17,155.00	Other Miscellaneous Tax Revenues		Local Municipal Purpose Taxes	.74
Human Resources	3,965.00	State Aid Revenues	4,057.00	Veteran & Senior Citizen Taxes	.04
Elections	1,525.00	Federal Aid Revenues	43,443.56	Total Taxes for Rate Computation	3.60
General Administration (other)	117,225.00	State and Local Fiscal Assistance Act Utilized	84,342.73	Special District Taxes	
JUDICIARY		Sale of Acquired Property		Bank Stock Taxes	6,353.69
Municipal Courts	6,935.00	Other Miscellaneous Revenues	92,976.06	Added and Omitted Taxes	54,081.49
PUBLIC SAFETY		Total	3,756,241.82	Total Taxes Levied - ABSTRACT	3,435,921.30
Fire Protection	22,481.00	Prior Years Surplus Appropriated	175,000.00	Total Taxes Billed	3,438,546.05
Police Protection	221,244.00	REVENUES TOTAL	3,931,241.82	1975 TAXES COLLECTED	3,304,491.23
Civil Defense & Disaster Control	1,000.00	Reserve For Uncollected Taxes	167,631.22	1975 Taxes Cancelled, Abated or Adjusted	9,964.51
Environmental Inspection & Control	13,251.00	CAPITAL OUTLAY TOTAL	63,382.08	Transfer to Tax Title Liens or Foreclosed	18,913.30
Other Public Safety				Balance Outstanding Dec. 31, 1975	105,177.01
PUBLIC WORKS				PRIOR YEARS TAXES OUTSTANDING	
Streets and Drainage	183,425.00	Public Enterprises		Balance January 1, 1975	77,590.82
Sewers and Sewage Processing	48,300.00	Recreation—Culture		Collected in 1975	71,334.77
Garbage and Trash Disposal	104,855.00	Public Works	63,200.49	Cancelled, Abated or Adjusted 1975	601.71
Public Buildings and Grounds	32,300.00	Buildings and Grounds	181.59	Transfers to Tax Title Liens or Foreclosed	5,654.34
Other Public Works		Library and Education		Balance December 31, 1975	
HEALTH and WELFARE		Conservation		TAX TITLE LIENS OUTSTANDING	
Health Services Except Environmental	27,425.00	All Other		Balance January 1, 1975	56,466.35
Welfare-Public Assistance	3,050.00	CAPITAL DEBT AUTHORIZED, DECEMBER 31, 1975		Transfer From Taxes	25,333.67
Hospitals, Clinics, First Aid	7,900.00	ISSUED AND UNISSUED		Redeemed in 1975	7,225.03
Animal, Insect, & Rodent Control	1,700.00	School	1,665,000	Cancelled, Abated or Adjusted (1975)	
Other Welfare Services		Self-liquidating		Transfers to Foreclosed Property	
RECREATION and CONSERVATION		Other	977,200	Balance December 31, 1975	74,574.99
Beaches and Boardwalks		Total	2,642,200	PROPERTY ACQUIRED BY DEED OR	
Parks, Playgrounds, Shade Trees	2,500.00			FORECLOSURE	
Land Reclamation & Conservation	1,590.00	ISSUED AND OUTSTANDING		Balance January 1, 1975	52,100.00
Other Recreational Services	19,090.00	School	1,665,000.00	Transfers From Taxes or Liens	
EDUCATION (excluding schools)		Self-Liquidating		Sale for Cash (1975)	
Libraries	21,547.00	Other	720,500.00	Cancelled, Abated or Adjusted (1975)	
Other Educational Services		Total	2,385,500.00	Balance December 31, 1975	52,100.00
STATUTORY EXPENDITURES		EQUALIZED VALUATION BASIS		CURRENT FINANCES DECEMBER 31, 1975	
Pensions & F. I. C. A.	52,774.00	FOR NET DEBT COMPUTATION	86,691,870.00	ASSETS	
Employee Fringe Benefits	20,600.00	REAL PROPERTY VALUATIONS		Cash Dec. 31, 1975	341,794.60
Other Statutory Expenditures		Code Class # of Parcels % VAL'N	ASSESSED VALUATION	Taxes Receivable	105,177.01
CETA And Other Public Employment Programs	43,443.56	1 Vacant Land 214 5.46	2,811,800.00	Tax Title Liens	74,574.99
MUNICIPAL FUNCTIONS TOTAL	1,015,119.29	2 Residential 2155 80.68	41,555,000.00	Foreclosed Property	52,100.00
CAPITAL IMPROVEMENTS *MEMO*	25,000.00	3 Farm 4 .12	59,000.00	Emergencies & Other Deferred Charges	42,700.00
DEBT SERVICE		4a Commercial 109 8.81	4,539,300.00	State and Federal Aid Receivable	62,621.63
Principal Payments	35,000.00	4b Industrial 6 .61	313,300.00	Other Receivables	
Interest Payments	44,500.00	4c Apartments 6 4.32	2,225,100.00	Total	678,968.23
DEFERRED CHARGES	33,691.39	Total 2494	51,503,500.00	LIABILITIES, RESERVES, AND SURPLUS	
SCHOOL, COUNTY, SPECIAL DISTRICT TAXES	2,674,257.66	Land Area 8.74 Sq. Miles		Cash Liabilities	197,345.36
RESERVE FOR UNCOLLECTED TAXES	167,631.22	Net Valuation Taxable-Municipal	51,862,378.00	Reserves for Receivables	231,852.00
EXPENDITURES TOTAL	3,970,199.56	Net Valuation Taxable-County	91,725,692.00	Surplus Dec. 31, 1975	249,770.87
		State Equalized Valuation	94,224,087.00	Total	678,968.23
		State Equalization Ratio	54.87		

1003

Population 1970 880
 Population 1975 890
 S & P Rating
 Moody Rating

General Tax Rate Per \$100. 2.29
 State Equalized Tax Rate 2.59

BLOOMSBURY BOROUGH — HUNTERDON CO.

Form of Government:
 Borough Council
 Number of Members on Governing Body 6

PER CAPITA:
 Gross Debt 157.58
 Net Debt 4.21
 Debt Service 301.37
 Total Tax Levy 104.69
 Municipal Expenditures

PER CENT:
 Gross Debt 1.67
 Net Debt .04
 Tax Levy Collected 94.22
 Tax Levy Cancelled, Abated or Adjusted .15

EXPENDITURES		REVENUES-REALIZED		1975 PROPERTY TAX	
GENERAL GOVERNMENT				STATE EQUALIZED TAX RATE	
Governing Body & Public Boards		1975 Property Taxes Collected	253,954.06	Local District School Taxes 1.91	197,949.00
Municipal Clerk		1975 Payments in Lieu of Taxes		Regional & Consolidated School Tax	
Financial Administration	1,276.30	Delinquent Tax & Lien Collections	11,380.31	School Taxes in Municipal Budget	
Assessment of Taxes	1,850.00	Business Personalty Replacement Taxes	10,538.22	County Taxes .44	45,507.08
Collection of Taxes	1,380.00	Taxes from Public Utilities	11,834.45	County Library Taxes .02	2,337.90
Planning, Housing & Development	739.00	Other Miscellaneous Tax Revenues		Local Municipal Purpose Taxes .16	16,530.84
Human Resources		State Aid Revenues	628.00	Veteran & Senior Citizen Taxes .06	6,300.00
Elections	250.00	Federal Aid Revenues		Total Taxes for Rate Computation 2.59	268,624.82
General Administration (other)	8,657.00	State and Local Fiscal Assistance Act Utilized	6,200.94	Special District Taxes	
JUDICIARY		Sale of Acquired Property		Bank Stock Taxes	5,077.20
Municipal Courts	2,250.00	Other Miscellaneous Revenues	17,292.11	Added and Omitted Taxes	819.47
PUBLIC SAFETY		Total	311,828.09	Total Taxes Levied - ABSTRACT	268,221.49
Fire Protection	13,875.94	Prior Years Surplus Appropriated	44,688.74	Total Taxes Billed	269,519.49
Police Protection	8,150.00	REVENUES TOTAL	356,516.83	1975 TAXES COLLECTED	253,954.06
Civil Defense & Disaster Control		Reserve For Uncollected Taxes	23,135.80	1975 Taxes Cancelled, Abated or Adjusted	410.00
Environmental Inspection & Control	100.00			Transfer to Tax Title Liens or Foreclosed	
Other Public Safety		CAPITAL OUTLAY TOTAL		Balance Outstanding Dec. 31, 1975	15,155.43
PUBLIC WORKS				PRIOR YEARS TAXES OUTSTANDING	
Streets and Drainage	12,255.00	Public Enterprises		Balance January 1, 1975	13,245.28
Sewers and Sewage Processing		Recreation—Culture		Collected in 1975	11,380.31
Garbage and Trash Disposal	7,100.00	Public Works		Cancelled, Abated or Adjusted 1975	
Public Buildings and Grounds	7,650.00	Buildings and Grounds		Transfers to Tax Title Liens or Foreclosed	
Other Public Works		Library and Education		Balance December 31, 1975	1,864.97
HEALTH and WELFARE		Conservation		TAX TITLE LIENS OUTSTANDING	
Health Services Except Environmental	255.00	All Other		Balance January 1, 1975	
Welfare-Public Assistance				Transfer From Taxes	
Hospitals, Clinics, First Aid	250.00	CAPITAL DEBT AUTHORIZED, DECEMBER 31, 1975		Redeemed in 1975	
Animal, Insect, & Rodent Control		ISSUED AND UNISSUED GROSS DEBT		Cancelled, Abated or Adjusted (1975)	
Other Welfare Services		School 136,500		Transfers to Foreclosed Property	
		Self-liquidating 3,750	3,750	Balance December 31, 1975	
RECREATION and CONSERVATION		Other		PROPERTY ACQUIRED BY DEED OR	
Beaches and Boardwalks		Total 140,250	3,750	FORECLOSURE	
Parks, Playgrounds, Shade Trees				Balance January 1, 1975	1,100.00
Land Reclamation & Conservation		ISSUED AND OUTSTANDING		Transfers From Taxes or Liens	
Other Recreational Services		School 134,000.00		Sale for Cash (1975)	
EDUCATION (excluding schools)		Self-Liquidating 3,750.00		Cancelled, Abated or Adjusted (1975)	
Libraries		Other		Balance December 31, 1975	1,100.00
Other Educational Services		Total 137,750.00		CURRENT FINANCES DECEMBER 31, 1975	
STATUTORY EXPENDITURES		EQUALIZED VALUATION BASIS		ASSETS	
Pensions & F. I. C. A.	1,400.24	FOR NET DEBT COMPUTATION	8,378,838.67	Cash Dec. 31, 1975	175,937.23
Employee Fringe Benefits		REAL PROPERTY VALUATIONS		Taxes Receivable	17,020.40
Other Statutory Expenditures		Code Class # of Parcels % VAL'N		Tax Title Liens	
CETA And Other Public Employment Programs		1 Vacant Land 52 3.29	382,700.00	Foreclosed Property	1,100.00
MUNICIPAL FUNCTIONS TOTAL	67,438.48	2 Residential 253 70.30	8,167,250.00	Emergencies & Other Deferred Charges	2,323.93
CAPITAL IMPROVEMENTS *MEMO*	3,000.00	3 Farm 7 1.00	116,025.00	State and Federal Aid Receivable	28,863.33
DEBT SERVICE		4a Commercial 17 19.10	2,219,500.00	Other Receivables	4,320.30
Principal Payments		4b Industrial 8 5.82	676,100.00	Total	229,565.19
Interest Payments		4c Apartments 1 .49	56,900.00	LIABILITIES, RESERVES, AND SURPLUS	
		Total 338 11,618,475.00		Cash Liabilities	139,905.18
DEFERRED CHARGES	2,600.00	Land Area .80 Sq. Miles		Reserves for Receivables	22,440.70
SCHOOL, COUNTY, SPECIAL DISTRICT TAXES	245,793.98	Net Valuation Taxable-Municipal	11,775,657.00	Surplus Dec. 31, 1975	67,219.31
RESERVE FOR UNCOLLECTED TAXES	23,135.80	Net Valuation Taxable-County	10,457,392.00	Total	229,565.19
EXPENDITURES TOTAL	338,968.26	State Equalized Valuation	10,398,244.00		
		State Equalization Ratio	113.47		

0204

Population 1970 **8,960**
 Population 1975 **9,075**
 S & P Rating
 Moody Rating

General Tax Rate Per \$100. **5.00**
 State Equalized Tax Rate **3.25**

BOGOTA BOROUGH — BERGEN COUNTY
 Form of Government:
 Borough Council
 Number of Members on Governing Body 6

PER CAPITA:		PER CENT:	
Gross Debt	95.81	Gross Debt	.92
Net Debt	22.31	Net Debt	.21
Debt Service	.74	Tax Levy Collected	98.11
Total Tax Levy	359.68	Tax Levy Cancelled, Abated or Adjusted	.24
Municipal Expenditures	261.62		

EXPENDITURES		REVENUES-REALIZED		1975 PROPERTY TAX	
GENERAL GOVERNMENT				STATE EQUALIZED TAX RATE	
Governing Body & Public Boards		1975 Property Taxes Collected	3,208,994.66	Local District School Taxes	1.14
Municipal Clerk		1975 Payments in Lieu of Taxes		Regional & Consolidated School Tax	
Financial Administration	6,950.00	Delinquent Tax & Lien Collections	79,403.85	School Taxes in Municipal Budget	
Assessment of Taxes	7,325.00	Business Personalty Replacement Taxes	241,090.39	County Taxes	.39
Collection of Taxes	19,380.00	Taxes from Public Utilities	144,983.87	County Library Taxes	
Planning, Housing & Development	2,300.00	Other Miscellaneous Tax Revenues		Local Municipal Purpose Taxes	1.66
Human Resources		State Aid Revenues	1,866.50	Veteran & Senior Citizen Taxes	.05
Elections	1,250.00	Federal Aid Revenues	6,730.53	Total Taxes for Rate Computation	3.24
General Administration (other)	94,007.00	State and Local Fiscal Assistance Act Utilized	64,210.00	Special District Taxes	
JUDICIARY		Sale of Acquired Property		Bank Stock Taxes	11,313.74
Municipal Courts	11,100.00	Other Miscellaneous Revenues	63,671.17	Added and Omitted Taxes	7,984.30
PUBLIC SAFETY		Total	3,810,950.97	Total Taxes Levied - ABSTRACT	3,264,129.58
Fire Protection	45,560.00	Prior Years Surplus Appropriated	137,000.00	Total Taxes Billed	3,270,716.85
Police Protection	351,556.00	REVENUES	3,947,950.97	1975 TAXES COLLECTED	3,208,994.66
Civil Defense & Disaster Control	4,600.00	Reserve For Uncollected Taxes	121,636.42	1975 Taxes Cancelled, Abated or Adjusted	7,735.90
Environmental Inspection & Control	2,900.00	CAPITAL OUTLAY	46,783.00	Transfer to Tax Title Liens or Foreclosed	1,865.00
Other Public Safety		TOTAL		Balance Outstanding Dec. 31, 1975	52,121.29
PUBLIC WORKS				PRIOR YEARS TAXES OUTSTANDING	
Streets and Drainage	180,701.00	Public Enterprises		Balance January 1, 1975	72,395.37
Sewers and Sewage Processing	96,656.68	Recreation—Culture		Collected in 1975	72,306.87
Garbage and Trash Disposal	90,318.00	Public Works	19,995.00	Cancelled, Abated or Adjusted 1975	
Public Buildings and Grounds	42,370.00	Buildings and Grounds	26,788.00	Transfers to Tax Title Liens or Foreclosed	88.50
Other Public Works		Library and Education		Balance December 31, 1975	
HEALTH and WELFARE		Conservation		TAX TITLE LIENS OUTSTANDING	
Health Services Except Environmental	6,800.00	All Other		Balance January 1, 1975	18,771.38
Welfare-Public Assistance	3,100.00	CAPITAL DEBT AUTHORIZED, DECEMBER 31, 1975		Transfer From Taxes	1,976.73
Hospitals, Clinics, First Aid		ISSUED AND UNISSUED		Redeemed in 1975	7,096.98
Animal, Insect, & Rodent Control		School	667,000	Cancelled, Abated or Adjusted (1975)	
Other Welfare Services		Self-liquidating		Transfers to Foreclosed Property	
RECREATION and CONSERVATION		Other	202,500	Balance December 31, 1975	13,651.13
Beaches and Boardwalks		Total	869,500	PROPERTY ACQUIRED BY DEED OR FORECLOSURE	
Parks, Playgrounds, Shade Trees	19,200.00	ISSUED AND OUTSTANDING		Balance January 1, 1975	2,680.00
Land Reclamation & Conservation		School	667,000.00	Transfers From Taxes or Liens	
Other Recreational Services	36,925.00	Self-Liquidating		Sale for Cash (1975)	
EDUCATION (excluding schools)		Other	202,500.00	Cancelled, Abated or Adjusted (1975)	
Libraries	30,790.00	Total	869,500.00	Balance December 31, 1975	2,680.00
Other Educational Services		EQUALIZED VALUATION BASIS		CURRENT FINANCES DECEMBER 31, 1975	
STATUTORY EXPENDITURES		FOR NET DEBT COMPUTATION	94,783,837.00	ASSETS	
Pensions & F. I. C. A.	82,749.20	REAL PROPERTY VALUATIONS		Cash Dec. 31, 1975	356,603.74
Employee Fringe Benefits	18,400.00	Code Class # of Parcels % VAL'N		Taxes Receivable	52,121.29
Other Statutory Expenditures		1 Vacant Land 48 .43	279,700.00	Tax Title Liens	13,651.13
CETA And Other Public Employment Programs	7,000.00	2 Residential 2015 76.89	50,426,546.00	Foreclosed Property	2,680.00
MUNICIPAL FUNCTIONS	1,161,937.88	3 Farm		Emergencies & Other Deferred Charges	
CAPITAL IMPROVEMENTS	10,500.00	4a Commercial 62 6.36	4,169,725.00	State and Federal Aid Receivable	1,873.14
DEBT SERVICE		4b Industrial 27 8.29	5,438,440.00	Other Receivables	
Principal Payments	1,500.00	4c Apartments 25 8.03	5,268,148.00	Total	426,929.30
Interest Payments	5,235.00	Total 2177	65,582,559.00	LIABILITIES, RESERVES, AND SURPLUS	
DEFERRED CHARGES	1,083,922.25	Land Area .70 Sq. Miles		Cash Liabilities	152,361.41
SCHOOL, COUNTY, SPECIAL DISTRICT TAXES	1,562,282.54	Net Valuation Taxable-Municipal	66,073,110.00	Reserves for Receivables	68,452.42
RESERVE FOR UNCOLLECTED TAXES	121,636.42	Net Valuation Taxable-County	103,625,793.00	Surplus Dec. 31, 1975	206,115.47
EXPENDITURES	3,936,514.09	State Equalized Valuation	101,225,061.00	Total	426,929.30
		State Equalization Ratio	65.11		

1401

Population 1970 9,265
 Population 1975 9,345
 S & P Rating
 Moody Rating BAA-1

General Tax Rate Per \$100. 4.55
 State Equalized Tax Rate 2.91

BOONTON TOWN - MORRIS COUNTY

Form of Government:

Town Council

Number of Members on Governing Body 9

PER CAPITA:

Gross Debt 276.08
 Net Debt 115.28
 Debt Service 7.31
 Total Tax Levy 356.83
 Municipal Expenditures 162.11

PER CENT:

Gross Debt 2.61
 Net Debt 1.09
 Tax Levy Collected 96.87
 Tax Levy Cancelled, Abated or Adjusted .43

EXPENDITURES		REVENUES-REALIZED		1975 PROPERTY TAX	
GENERAL GOVERNMENT		1975 Property Taxes Collected		STATE EQUALIZED TAX RATE	
Governing Body & Public Boards		1975 Payments in Lieu of Taxes	3,237,117.41	Local District School Taxes	1.86
Municipal Clerk		Delinquent Tax & Lien Collections	66,338.99	Regional & Consolidated School Tax	
Financial Administration	8,516.00	Business Personalty Replacement Taxes	293,968.97	School Taxes in Municipal Budget	
Assessment of Taxes	15,897.00	Taxes from Public Utilities	183,068.83	County Taxes	.47
Collection of Taxes	14,737.00	Other Miscellaneous Tax Revenues		County Library Taxes	.03
Planning, Housing & Development	20,575.00	State Aid Revenues	5,153.42	Local Municipal Purpose Taxes	.51
Human Resources	6,050.00	Federal Aid Revenues	25,476.82	Veteran & Senior Citizen Taxes	.04
Elections		State and Local Fiscal Assistance Act Utilized	91,952.95	Total Taxes for Rate Computation	2.91
General Administration (other)	92,385.00	Sale of Acquired Property		Special District Taxes	
JUDICIARY		Other Miscellaneous Revenues	111,989.24	Bank Stock Taxes	9,394.86
Municipal Courts	20,030.00	Total	4,015,066.63	Added and Omitted Taxes	9,219.47
PUBLIC SAFETY		Prior Years Surplus Appropriated	202,000.00	Total Taxes Levied - ABSTRACT	3,334,546.96
Fire Protection	43,167.00	REVENUES TOTAL	4,217,066.63	Total Taxes Billed	3,341,583.10
Police Protection	385,787.00	Reserve For Uncollected Taxes	168,181.00	1975 TAXES COLLECTED	3,237,117.41
Civil Defense & Disaster Control	5,653.00	CAPITAL OUTLAY TOTAL	302,994.03	1975 Taxes Cancelled, Abated or Adjusted	14,464.69
Environmental Inspection & Control	4,300.00	Public Enterprises	54,656.10	Transfer to Tax Title Liens or Foreclosed	973.70
Other Public Safety		Recreation—Culture	248,337.93	Balance Outstanding Dec. 31, 1975	89,027.30
PUBLIC WORKS		Public Works		PRIOR YEARS TAXES OUTSTANDING	
Streets and Drainage	239,985.00	Buildings and Grounds		Balance January 1, 1975	80,186.05
Sewers and Sewage Processing	45,058.00	Library and Education		Collected in 1975	66,338.99
Garbage and Trash Disposal	92,845.00	Conservation		Cancelled, Abated or Adjusted 1975	1,251.24
Public Buildings and Grounds	44,213.00	All Other		Transfers to Tax Title Liens or Foreclosed	
Other Public Works		CAPITAL DEBT AUTHORIZED, DECEMBER 31, 1975		Balance December 31, 1975	12,595.82
HEALTH and WELFARE		ISSUED AND UNISSUED		TAX TITLE LIENS OUTSTANDING	
Health Services Except Environmental	47,852.00	School	1,447,000	Balance January 1, 1975	5,165.14
Welfare-Public Assistance	13,151.00	Self-liquidating	391,000	Transfer From Taxes	973.70
Hospitals, Clinics, First Aid	1,000.00	Other	742,000	Redeemed in 1975	
Animal, Insect, & Rodent Control	2,500.00	Total	2,580,000	Cancelled, Abated or Adjusted (1975)	
Other Welfare Services		ISSUED AND OUTSTANDING		Transfers to Foreclosed Property	
RECREATION and CONSERVATION		School	1,447,000.00	Balance December 31, 1975	6,138.84
Beaches and Boardwalks		Self-Liquidating	361,000.00	PROPERTY ACQUIRED BY DEED OR	
Parks, Playgrounds, Shade Trees	5,600.00	Other	641,000.00	FORECLOSURE	
Land Reclamation & Conservation		Total	2,449,000.00	Balance January 1, 1975	600.00
Other Recreational Services	26,139.00	EQUALIZED VALUATION BASIS		Transfers From Taxes or Liens	
EDUCATION (excluding schools)		FOR NET DEBT COMPUTATION	99,021,716.00	Sale for Cash (1975)	
Libraries	10,000.00	REAL PROPERTY VALUATIONS		Cancelled, Abated or Adjusted (1975)	
Other Educational Services		Code Class # of Parcels % VAL'N		Balance December 31, 1975	600.00
STATUTORY EXPENDITURES		1 Vacant Land 124 3.93		CURRENT FINANCES DECEMBER 31, 1975	
Pensions & F. I. C. A.	75,100.00	2 Residential 1992 69.18		ASSETS	
Employee Fringe Benefits	22,900.00	3 Farm 2 .04		Cash Dec. 31, 1975	409,341.93
Other Statutory Expenditures		4a Commercial 169 13.28		Taxes Receivable	101,623.12
CETA And Other-Public Employment Programs	30,100.00	4b Industrial 28 11.44		Tax Title Liens	6,138.84
MUNICIPAL FUNCTIONS TOTAL	1,273,540.00	4c Apartments 10 2.11		Foreclosed Property	600.00
CAPITAL IMPROVEMENTS *MEMO	50,000.00	Total 2325		Emergencies & Other Deferred Charges	21,200.00
DEBT SERVICE		Land Area 2.42 Sq. Miles		State and Federal Aid Receivable	21,375.44
Principal Payments	25,000.00	Net Valuation Taxable-Municipal	74,042,262.00	Other Receivables	16,460.01
Interest Payments	43,316.00	Net Valuation Taxable-County	131,840,323.00	Total	576,739.34
DEFERRED CHARGES	4,871.00	State Equalized Valuation	113,634,797.00	LIABILITIES, RESERVES, AND SURPLUS	
SCHOOL, COUNTY, SPECIAL DISTRICT TAXES	2,723,850.49	State Equalization Ratio	64.07	Cash Liabilities	169,345.95
RESERVE FOR UNCOLLECTED TAXES	168,181.00			Reserves for Receivables	124,821.97
EXPENDITURES TOTAL	4,238,758.49			Surplus Dec. 31, 1975	282,571.42

1402
 Population 1970 **3,080**
 Population 1975 **3,230**
 S & P Rating
 Moody Rating

General Tax Rate Per \$100. **4.04**
 State Equalized Tax Rate **2.19**

BOONTON TOWNSHIP — MORRIS CO.
 Form of Government:
 Township Committee
 Number of Members on Governing Body 5

PER CAPITA:
 Gross Debt **181.11**
 Net Debt **18.58**
 Debt Service **2.47**
 Total Tax Levy **469.36**
 Municipal Expenditures **147.56**
 PER CENT:
 Gross Debt **.95**
 Net Debt **.10**
 Tax Levy Collected **96.09**
 Tax Levy Cancelled, Abated or Adjusted **.25**

EXPENDITURES		REVENUES-REALIZED		1975 PROPERTY TAX	
GENERAL GOVERNMENT		1975 Property Taxes Collected		STATE EQUALIZED TAX RATE	
Governing Body & Public Boards				Local District School Taxes	1.40
Municipal Clerk				Regional & Consolidated School Tax	
Financial Administration	5,050.00	1975 Payments in Lieu of Taxes	1,458,202.59	School Taxes in Municipal Budget	
Assessment of Taxes	5,300.00	Delinquent Tax & Lien Collections	59,774.31	County Taxes	.41
Collection of Taxes	6,848.00	Business Personalty Replacement Taxes	37,832.67	County Library Taxes	.02
Planning, Housing & Development	7,898.00	Taxes from Public Utilities	60,222.07	Local Municipal Purpose Taxes	.33
Human Resources		Other Miscellaneous Tax Revenues		Veteran & Senior Citizen Taxes	.03
Elections		State Aid Revenues	11,462.50	Total Taxes for Rate Computation	2.19
General Administration (other)	59,186.00	Federal Aid Revenues		Special District Taxes	
JUDICIARY		State and Local Fiscal Assistance Act Utilized	19,218.00	Bank Stock Taxes	4,367.13
Municipal Courts	6,368.00	Sale of Acquired Property		Added and Omitted Taxes	14,830.89
PUBLIC SAFETY		Other Miscellaneous Revenues	29,453.46	Total Taxes Levied - ABSTRACT	1,516,038.04
Fire Protection	9,665.00	Total	1,676,165.60	Total Taxes Billed	1,517,544.21
Police Protection	104,673.00	Prior Years Surplus Appropriated	75,000.00	1975 TAXES COLLECTED	1,458,202.59
Civil Defense & Disaster Control	7,075.00	REVENUES TOTAL	1,751,165.60	1975 Taxes Cancelled, Abated or Adjusted	3,755.05
Environmental Inspection & Control	4,200.00	Reserve For Uncollected Taxes	95,703.19	Transfer to Tax Title Liens or Foreclosed	2,973.44
Other Public Safety		CAPITAL OUTLAY TOTAL	4,724.01	Balance Outstanding Dec. 31, 1975	52,613.13
PUBLIC WORKS				PRIOR YEARS TAXES OUTSTANDING	
Streets and Drainage	95,611.11	Public Enterprises		Balance January 1, 1975	61,249.49
Sewers and Sewage Processing		Recreation—Culture		Collected in 1975	59,774.31
Garbage and Trash Disposal	2,760.00	Public Works		Cancelled, Abated or Adjusted 1975	284.11
Public Buildings and Grounds	23,625.00	Buildings and Grounds	4,724.01	Transfers to Tax Title Liens or Foreclosed	748.62
Other Public Works		Library and Education		Balance December 31, 1975	442.45
HEALTH and WELFARE		Conservation		TAX TITLE LIENS OUTSTANDING	
Health Services Except Environmental	6,149.00	All Other		Balance January 1, 1975	27,225.00
Welfare-Public Assistance	225.00	CAPITAL DEBT AUTHORIZED, DECEMBER 31, 1975		Transfer From Taxes	3,904.71
Hospitals, Clinics, First Aid		ISSUED AND UNISSUED GROSS DEBT		Redeemed in 1975	
Animal, Insect, & Rodent Control	700.00	School	525,000	Cancelled, Abated or Adjusted (1975)	
Other Welfare Services		Self-liquidating		Transfers to Foreclosed Property	
RECREATION and CONSERVATION		Other	60,000	Balance December 31, 1975	31,129.71
Beaches and Boardwalks		Total	585,000	PROPERTY ACQUIRED BY DEED OR FORECLOSURE	
Parks, Playgrounds, Shade Trees	3,700.00	ISSUED AND OUTSTANDING		Balance January 1, 1975	30.00
Land Reclamation & Conservation		School	525,000.00	Transfers From Taxes or Liens	
Other Recreational Services	4,775.00	Self-Liquidating		Sale for Cash (1975)	
EDUCATION (excluding schools)		Other	60,000.00	Cancelled, Abated or Adjusted (1975)	
Libraries		Total	585,000.00	Balance December 31, 1975	30.00
Other Educational Services		EQUALIZED VALUATION BASIS		CURRENT FINANCES DECEMBER 31, 1975	
STATUTORY EXPENDITURES		FOR NET DEBT COMPUTATION	61,774,831.67	ASSETS	
Pensions & F. I. C. A.	13,922.00	REAL PROPERTY VALUATIONS		Cash Dec. 31, 1975	178,667.41
Employee Fringe Benefits		Code Class # of Parcels % VAL'N		Taxes Receivable	53,055.58
Other Statutory Expenditures		1 Vacant Land 223 6.32	2,346,400.00	Tax Title Liens	31,129.71
CETA And Other Public Employment Programs		2 Residential 1007 81.18	30,156,900.00	Foreclosed Property	30.00
MUNICIPAL FUNCTIONS TOTAL	367,730.11	3 Farm 20 1.11	412,900.00	Emergencies & Other Deferred Charges	4,824.91
CAPITAL IMPROVEMENTS MEMO	17,500.00	4a Commercial 8 2.71	1,006,700.00	State and Federal Aid Receivable	26,094.48
DEBT SERVICE		4b Industrial 6 8.59	3,192,900.00	Other Receivables	1,051.55
Principal Payments	5,000.00	4c Apartments 1 .09	33,000.00	Total	294,853.64
Interest Payments	2,990.00	Total 1265	37,148,800.00	LIABILITIES, RESERVES, AND SURPLUS	
DEFERRED CHARGES	5,183.53	Land Area 8.20 Sq. Miles		Cash Liabilities	57,787.68
SCHOOL, COUNTY, SPECIAL DISTRICT TAXES	1,271,547.49	Net Valuation Taxable-Municipal	37,557,865.00	Reserves for Receivables	85,266.84
RESERVE FOR UNCOLLECTED TAXES	95,703.19	Net Valuation Taxable-County	68,696,234.00	Surplus Dec. 31, 1975	151,799.12
EXPENDITURES TOTAL	1,748,154.32	State Equalized Valuation	68,925,004.00	Total	294,853.64
		State Equalization Ratio	54.22		

0303

Population 1970 **4,490**
 Population 1975 **4,600**
 S & P Rating
 Moody Rating **A**

General Tax Rate Per \$100. **5.65**
 State Equalized Tax Rate **3.99**

BORDENTOWN CITY — BURLINGTON CO.
 Form of Government:
 Commission (1911)
 Number of Members on Governing Body 3

PER CAPITA:
 Gross Debt **664.36**
 Net Debt **146.54**
 Debt Service **42.30**
 Total Tax Levy **336.31**
 Municipal Expenditures **216.12**

PER CENT:
 Gross Debt **9.07**
 Net Debt **2.00**
 Tax Levy Collected **90.93**
 Tax Levy Cancelled, Abated or Adjusted **1.02**

EXPENDITURES	REVENUES-REALIZED	1975 PROPERTY TAX	
GENERAL GOVERNMENT		STATE EQUALIZED TAX RATE →	
Governing Body & Public Boards	1975 Property Taxes Collected	Local District School Taxes 1.43	549,975.00
Municipal Clerk	1975 Payments in Lieu of Taxes	Regional & Consolidated School Tax 1.11	428,571.45
Financial Administration	Delinquent Tax & Lien Collections	School Taxes in Municipal Budget .08	29,535.00
Assessment of Taxes 4,850.00	Business Personalty Replacement Taxes	County Taxes .53	205,095.11
Collection of Taxes 12,879.50	Taxes from Public Utilities	County Library Taxes .02	8,463.68
Planning, Housing & Development 4,400.00	Other Miscellaneous Tax Revenues	Local Municipal Purpose Taxes .75	290,452.35
Human Resources	State Aid Revenues	Veteran & Senior Citizen Taxes .07	27,480.00
Elections 1,200.00	Federal Aid Revenues	Total Taxes for Rate Computation 3.99	1,539,572.59
General Administration (other) 100,498.50	State and Local Fiscal Assistance Act Utilized	Special District Taxes	
JUDICIARY	Sale of Acquired Property	Bank Stock Taxes	7,512.65
Municipal Courts 9,778.00	Other Miscellaneous Revenues	Added and Omitted Taxes	27,430.89
PUBLIC SAFETY	Total	Total Taxes Levied - ABSTRACT	1,547,036.13
Fire Protection 19,100.00	Prior Years Surplus Appropriated	Total Taxes Billed	1,548,758.02
Police Protection 152,900.00	REVENUES TOTAL	1975 TAXES COLLECTED	1,408,328.12
Civil Defense & Disaster Control 150.00	Reserve For Uncollected Taxes	1975 Taxes Cancelled, Abated or Adjusted	15,803.06
Environmental Inspection & Control 1,000.00	CAPITAL OUTLAY TOTAL	Transfer to Tax Title Liens or Foreclosed	13,847.80
Other Public Safety		Balance Outstanding Dec. 31, 1975	110,779.04
PUBLIC WORKS		PRIOR YEARS TAXES OUTSTANDING	
Streets and Drainage 68,994.00	Public Enterprises	Balance January 1, 1975	106,613.21
Sewers and Sewage Processing	Recreation—Culture	Collected in 1975	104,022.58
Garbage and Trash Disposal 45,950.00	Public Works	Cancelled, Abated or Adjusted 1975	
Public Buildings and Grounds 95,493.00	Buildings and Grounds	Transfers to Tax Title Liens or Foreclosed	2,590.63
Other Public Works	Library and Education	Balance December 31, 1975	
HEALTH and WELFARE	Conservation	TAX TITLE LIENS OUTSTANDING	
Health Services Except Environmental	All Other	Balance January 1, 1975	34,332.64
Welfare-Public Assistance 10,150.00	CAPITAL DEBT AUTHORIZED, DECEMBER 31, 1975	Transfer From Taxes	16,776.65
Hospitals, Clinics, First Aid	ISSUED AND UNISSUED GROSS DEBT	Redeemed in 1975	6,403.21
Animal, Insect, & Rodent Control	School 438,842	Cancelled, Abated or Adjusted (1975)	
Other Welfare Services	Self-liquidating 2,280,375	Transfers to Foreclosed Property	
RECREATION and CONSERVATION	Other 336,850	Balance December 31, 1975	44,706.08
Beaches and Boardwalks 1,400.00	Total 3,056,067	PROPERTY ACQUIRED BY DEED OR FORECLOSURE	
Parks, Playgrounds, Shade Trees 11,750.00	ISSUED AND OUTSTANDING	Balance January 1, 1975	250.00
Land Reclamation & Conservation	School	Transfers From Taxes or Liens	
Other Recreational Services 1,400.00	Self-Liquidating	Sale for Cash (1975)	
EDUCATION (excluding schools)	Other	Cancelled, Abated or Adjusted (1975)	
Libraries 5,000.00	Total	Balance December 31, 1975	250.00
Other Educational Services	EQUALIZED VALUATION BASIS	CURRENT FINANCES DECEMBER 31, 1975	
STATUTORY EXPENDITURES	FOR NET DEBT COMPUTATION	ASSETS	
Pensions & F. I. C. A. 36,560.00	REAL PROPERTY VALUATIONS	Cash Dec. 31, 1975	330,353.54
Employee Fringe Benefits	Code Class # of Parcels % VAL'N	Taxes Receivable	110,779.04
Other Statutory Expenditures	1 Vacant Land 102 1.97	Tax Title Liens	44,706.08
CETA And Other Public Employment Programs	2 Residential 1096 57.15	Foreclosed Property	250.00
MUNICIPAL FUNCTIONS TOTAL	3 Farm 1 .10	Emergencies & Other Deferred Charges	7,683.06
CAPITAL IMPROVEMENTS *MEMO*	4a Commercial 124 16.27	State and Federal Aid Receivable	267.36
DEBT SERVICE	4b Industrial 10 10.90	Other Receivables	838.48
Principal Payments 167,000.00	4c Apartments 23 13.61	Total	494,877.56
Interest Payments 27,583.01	Total 1356	LIABILITIES, RESERVES, AND SURPLUS	
TYPE I SCHL DEBT *MEMO	Land Area .94 Sq. Miles	Cash-Liabilities	263,653.09
DEFERRED CHARGES	Net Valuation Taxable-Municipal	Reserves for Receivables	156,573.60
SCHOOL, COUNTY, SPECIAL DISTRICT TAXES	Net Valuation Taxable-County	Surplus Dec. 31, 1975	74,650.87
RESERVE FOR UNCOLLECTED TAXES	State Equalized Valuation	Total	494,877.56
EXPENDITURES TOTAL	State Equalization Ratio		

1971/3000

* ABOVE DEBT SERVICE INCLUDES TYPE I SCHOOL DEBT

0304

Population 1970 **7,325**
 Population 1975 **7,805**
 S & P Rating
 Moody Rating **BAA**

General Tax Rate Per \$100. **3.71**
 State Equalized Tax Rate **3.08**

BORDENTOWN TOWNSHIP — BURLINGTON CO.

Form of Government:
 Township Committee
 Number of Members on Governing Body 5

PER CAPITA:
 Gross Debt **392.99**
 Net Debt **155.79**
 Debt Service **9.97**
 Total Tax Levy **399.15**
 Municipal Expenditures **166.14**

PER CENT:
 Gross Debt **3.38**
 Net Debt **1.34**
 Tax Levy Collected **94.14**
 Tax Levy Cancelled, Abated or Adjusted

EXPENDITURES		REVENUES-REALIZED		1975 PROPERTY TAX	
GENERAL GOVERNMENT				STATE EQUALIZED TAX RATE	
Governing Body & Public Boards		1975 Property Taxes Collected	2,934,112.46	Local District School Taxes	1.13
Municipal Clerk		1975 Payments in Lieu of Taxes		Regional & Consolidated School Tax	.83
Financial Administration	9,300.00	Delinquent Tax & Lien Collections	96,492.57	School Taxes in Municipal Budget	.02
Assessment of Taxes	21,250.00	Business Personalty Replacement Taxes	89,561.77	County Taxes	.61
Collection of Taxes	22,200.00	Taxes from Public Utilities	310,988.83	County Library Taxes	.02
Planning, Housing & Development	9,000.00	Other Miscellaneous Tax Revenues		Local Municipal Purpose Taxes	.43
Human Resources		State Aid Revenues	2,253.10	Veteran & Senior Citizen Taxes	.04
Elections	1,600.00	Federal Aid Revenues	10,382.29	Total Taxes for Rate Computation	3.08
General Administration (other)	122,500.00	State and Local Fiscal Assistance Act Utilized	83,378.00	Special District Taxes	
JUDICIARY		Sale of Acquired Property		Bank Stock Taxes	4,007.21
Municipal Courts	46,000.00	Other Miscellaneous Revenues	103,798.15	Added and Omitted Taxes	59,395.50
PUBLIC SAFETY		Total	3,630,967.17	Total Taxes Levied - ABSTRACT	3,115,372.78
Fire Protection	34,350.00	Prior Years Surplus Appropriated	240,000.00	Total Taxes Billed	3,116,826.91
Police Protection	238,800.00	REVENUES TOTAL	3,870,967.17	1975 TAXES COLLECTED	2,934,112.46
Civil Defense & Disaster Control	2,700.00	Reserve For Uncollected Taxes	172,109.75	1975 Taxes Cancelled, Abated or Adjusted	
Environmental Inspection & Control	6,200.00	CAPITAL OUTLAY TOTAL	10,438.36	Transfer to Tax Title Liens or Foreclosed Balance Outstanding Dec. 31, 1975	182,714.45
Other Public Safety		Public Enterprises	5,270.73	PRIOR YEARS TAXES OUTSTANDING	
PUBLIC WORKS		Recreation—Culture		Balance January 1, 1975	74,818.02
Streets and Drainage	237,250.00	Public Works	202.89	Collected in 1975	69,252.77
Sewers and Sewage Processing	110,400.00	Buildings and Grounds	4,964.74	Cancelled, Abated or Adjusted 1975	
Garbage and Trash Disposal	25,300.00	Library and Education		Transfers to Tax Title Liens or Foreclosed Balance December 31, 1975	5,565.25
Public Buildings and Grounds		Conservation		TAX TITLE LIENS OUTSTANDING	
Other Public Works		All Other		Balance January 1, 1975	38,504.59
HEALTH and WELFARE		CAPITAL DEBT AUTHORIZED, DECEMBER 31, 1975		Transfer From Taxes	5,565.25
Health Services Except Environmental	2,800.00	ISSUED AND UNISSUED		Redeemed in 1975	27,239.80
Welfare-Public Assistance	1,100.00	School	897,158	Cancelled, Abated or Adjusted (1975)	
Hospitals, Clinics, First Aid		Self-liquidating	1,409,000	Transfers to Foreclosed Property	
Animal, Insect, & Rodent Control	500.00	Other	761,092	Balance December 31, 1975	16,830.04
Other Welfare Services		Total	3,067,250	PROPERTY ACQUIRED BY DEED OR FORECLOSURE	
RECREATION and CONSERVATION		ISSUED AND OUTSTANDING		Balance January 1, 1975	3,750.00
Beaches and Boardwalks	24,800.00	School	897,158.00	Transfers From Taxes or Liens	
Parks, Playgrounds, Shade Trees		Self-liquidating	1,352,000.00	Sale for Cash (1975)	
Land Reclamation & Conservation		Other	523,092.00	Cancelled Abated or Adjusted (1975)	
Other Recreational Services	1,150.00	Total	2,772,250.00	Balance December 31, 1975	3,750.00
EDUCATION (excluding schools)		EQUALIZED VALUATION BASIS		CURRENT FINANCES DECEMBER 31, 1975	
Libraries	5,000.00	FOR NET DEBT COMPUTATION	90,848,373.33	ASSETS	
Other Educational Services		REAL PROPERTY VALUATIONS		Cash Dec. 31, 1975	437,448.99
STATUTORY EXPENDITURES		Code Class # of Parcels % VAL'N		Taxes Receivable	182,714.45
Pensions & F. I. C. A.	42,680.00	1 Vacant Land 208 7.23	5,893,205.00	Tax Title Liens	16,830.04
Employee Fringe Benefits	18,000.00	2 Residential 1684 55.70	45,389,485.00	Foreclosed Property	3,750.00
Other Statutory Expenditures		3 Farm 82 2.30	1,873,380.00	Emergencies & Other Deferred Charges	10,351.08
CETA And Other Public Employment Programs	12,907.30	4a Commercial 134 22.24	18,125,730.00	State and Federal Aid Receivable	73,694.85
MUNICIPAL FUNCTIONS TOTAL	995,787.30	4b Industrial 15 4.46	3,637,580.00	Other Receivables	5,313.30
CAPITAL IMPROVEMENTS *MEMO*		4c Apartments 5 8.06	6,571,700.00	Total	730,102.71
DEBT SERVICE		Total 2128	81,491,080.00	LIABILITIES, RESERVES, AND SURPLUS	
Principal Payments	45,000.00	Land Area 7.41 Sq. Miles		Cash Liabilities	251,219.63
Interest Payments	32,810.25	Net Valuation Taxable-Municipal	83,513,749.00	Reserves for Receivables	208,607.79
TYPE I SCHL DEBT *MEMO	24,687.60	Net Valuation Taxable-County	100,630,063.00	Surplus Dec. 31, 1975	270,275.29
DEFERRED CHARGES	51,000.00	State Equalized Valuation	100,123,951.00	Total	730,102.71
SCHOOL, COUNTY, SPECIAL DISTRICT TAXES	2,624,664.88	State Equalization Ratio	83.07		
RESERVE FOR UNCOLLECTED TAXES	172,109.75				
EXPENDITURES TOTAL	3,921,372.18				

1971/3000

▽

* ABOVE DEBT SERVICE INCLUDES TYPE I SCHOOL DEBT

1804
 Population 1970 **10,465**
 Population 1975 **10,675**
 S & P Rating
 Moody Rating

General Tax Rate Per \$100. **5.42**
 State Equalized Tax Rate **3.05**

BOUND BROOK BOROUGH — SOMERSET CO.
 Form of Government:
 Borough Council
 Number of Members on Governing Body 6

PER CAPITA:
 Gross Debt **114.30**
 Net Debt **87.04**
 Debt Service **7.59**
 Total Tax Levy **351.26**
 Municipal Expenditures **160.22**

PER CENT:
 Gross Debt **1.15**
 Net Debt **.87**
 Tax Levy Collected **96.03**
 Tax Levy Cancelled, Abated or Adjusted **.06**

EXPENDITURES		REVENUES-REALIZED		1975 PROPERTY TAX	
GENERAL GOVERNMENT		1975 Property Taxes Collected		STATE EQUALIZED TAX RATE 1.97	
Governing Body & Public Boards		1975 Payments in Lieu of Taxes	3,605,277.57	Local District School Taxes	2,441,597.24
Municipal Clerk		Delinquent Tax & Lien Collections	97.29	Regional & Consolidated School Tax	
Financial Administration	11,535.00	Business Personalty Replacement Taxes	115,372.90	School Taxes in Municipal Budget	
Assessment of Taxes	5,700.00	Taxes from Public Utilities	68,600.36	County Taxes	516,654.24
Collection of Taxes	18,075.00	Other Miscellaneous Tax Revenues	221,840.80	County Library Taxes	
Planning, Housing & Development	12,800.00	State Aid Revenues	10,267.30	Local Municipal Purpose Taxes	768,121.29
Human Resources	500.00	Federal Aid Revenues	130,614.00	Veteran & Senior Citizen Taxes	54,260.00
Elections	1,400.00	State and Local Fiscal Assistance Act Utilized		Total Taxes for Rate Computation	3,780,632.77
General Administration (other)	134,300.00	Sale of Acquired Property		Special District Taxes	
JUDICIARY		Other Miscellaneous Revenues	211,299.32	Bank Stock Taxes	17,141.61
Municipal Courts	15,300.00	Total	4,363,369.54	Added and Omitted Taxes	6,205.55
PUBLIC SAFETY		Prior Years Surplus Appropriated	225,000.00	Total Taxes Levied - ABSTRACT	3,749,719.93
Fire Protection	60,350.00	REVENUES TOTAL	4,588,369.54	Total Taxes Billed	3,754,355.88
Police Protection	360,735.00	Reserve For Uncollected Taxes	196,187.24	1975 TAXES COLLECTED	3,605,277.57
Civil Defense & Disaster Control	2,000.00	CAPITAL OUTLAY TOTAL	103,741.62	1975 Taxes Cancelled, Abated or Adjusted	2,244.92
Environmental Inspection & Control	9,200.00	Public Enterprises		Transfer to Tax Title Liens or Foreclosed	34,996.02
Other Public Safety		Recreation—Culture	24,777.02	Balance Outstanding Dec. 31, 1975	111,837.37
PUBLIC WORKS		Public Works	78,964.60	PRIOR YEARS TAXES OUTSTANDING	
Streets and Drainage	179,981.00	Buildings and Grounds		Balance January 1, 1975	155,686.04
Sewers and Sewage Processing	85,000.00	Library and Education		Collected in 1975	86,258.21
Garbage and Trash Disposal	93,225.00	Conservation		Cancelled, Abated or Adjusted 1975	
Public Buildings and Grounds	59,988.78	All Other		Transfers to Tax Title Liens or Foreclosed	20,687.32
Other Public Works		CAPITAL DEBT AUTHORIZED, DECEMBER 31, 1975		Balance December 31, 1975	48,740.51
HEALTH and WELFARE		ISSUED AND UNISSUED GROSS DEBT		TAX TITLE LIENS OUTSTANDING	
Health Services Except Environmental	25,480.00	School	291,000	Balance January 1, 1975	35,857.36
Welfare-Public Assistance	4,000.00	Self-liquidating	929,100	Transfer From Taxes	57,609.00
Hospitals, Clinics, First Aid	1,000.00	Other	929,100	Redeemed in 1975	29,114.69
Animal, Insect, & Rodent Control		Total	1,220,100	Cancelled, Abated or Adjusted (1975)	
Other Welfare Services		ISSUED AND OUTSTANDING		Transfers to Foreclosed Property	
RECREATION and CONSERVATION		School	291,000.00	Balance December 31, 1975	64,351.67
Beaches and Boardwalks		Self-Liquidating		PROPERTY ACQUIRED BY DEED OR	
Parks, Playgrounds, Shade Trees	11,100.00	Other	715,000.00	FORECLOSURE	
Land Reclamation & Conservation	50,000.00	Total	1,006,000.00	Balance January 1, 1975	
Other Recreational Services	43,500.00	EQUALIZED VALUATION BASIS		Transfers From Taxes or Liens	
EDUCATION (excluding schools)		FOR NET DEBT COMPUTATION	106,462,220.33	Sale for Cash (1975)	
Libraries	100,180.00	REAL PROPERTY VALUATIONS		Cancelled, Abated or Adjusted (1975)	
Other Educational Services		Code Class # of Parcels % VAL'N		Balance December 31, 1975	
STATUTORY EXPENDITURES		1 Vacant Land 108 2.00	1,342,000.00	CURRENT FINANCES DECEMBER 31, 1975	
Pensions & F. I. C. A.	98,450.00	2 Residential 2147 72.95	48,915,650.00	ASSETS	
Employee Fringe Benefits	35,600.00	3 Farm	11,624,650.00	Cash Dec. 31, 1975	888,114.06
Other Statutory Expenditures		4a Commercial 216 17.34	500,500.00	Taxes Receivable	160,577.88
CETA And Other Public Employment Programs		4b Industrial 2 .75	4,673,200.00	Tax Title Liens	64,351.67
MUNICIPAL FUNCTIONS TOTAL	1,419,399.78	4c Apartments 34 6.97	67,056,000.00	Foreclosed Property	
CAPITAL IMPROVEMENTS *MEMO*		Total 2507		Emergencies & Other Deferred Charges	50,000.00
DEBT SERVICE		Land Area 1.60 Sq. Miles		State and Federal Aid Receivable	47,021.89
Principal Payments	50,000.00	Net Valuation Taxable-Municipal	69,806,602.00	Other Receivables	82,304.39
Interest Payments	31,000.00	Net Valuation Taxable-County	112,138,783.00	Total	1,292,369.89
DEFERRED CHARGES	13,789.81	State Equalized Valuation	121,890,123.00	LIABILITIES, RESERVES, AND SURPLUS	
SCHOOL, COUNTY, SPECIAL DISTRICT TAXES	2,958,251.48	State Equalization Ratio	56.36	Cash Liabilities	241,622.11
RESERVE FOR UNCOLLECTED TAXES	196,187.24			Reserves for Receivables	307,233.94
EXPENDITURES TOTAL	4,668,628.31			Surplus Dec. 31, 1975	743,513.84
				Total	1,292,369.89

1307

Population 1970 4,165
 Population 1975 4,235
 S & P Rating
 Moody Rating

General Tax Rate Per \$100. 5.79
 State Equalized Tax Rate 3.83

BRADLEY BEACH BOROUGH — MONMOUTH CO.
 Form of Government:
 Commission (1911)
 Number of Members on Governing Body 3

PER CAPITA:
 Gross Debt 91.39
 Net Debt 91.39
 Debt Service 7.64
 Total Tax Levy 452.43
 Municipal Expenditures 328.13

PER CENT:
 Gross Debt .84
 Net Debt .84
 Tax Levy Collected 95.12
 Tax Levy Cancelled, Abated or Adjusted .09

EXPENDITURES		REVENUES-REALIZED		1975 PROPERTY TAX	
GENERAL GOVERNMENT				STATE EQUALIZED TAX RATE 2.00	
Governing Body & Public Boards	18,022.14	1975 Property Taxes Collected	1,824,082.60	Local District School Taxes	1,007,787.00
Municipal Clerk	3,000.00	1975 Payments in Lieu of Taxes	14,838.90	Regional & Consolidated School Tax	
Financial Administration	5,371.31	Delinquent Tax & Lien Collections	60,172.49	School Taxes in Municipal Budget	
Assessment of Taxes	10,015.45	Business Personalty Replacement Taxes	28,902.91	County Taxes	281,396.30
Collection of Taxes	2,888.36	Taxes from Public Utilities	98,218.76	County Library Taxes	
Planning, Housing & Development	1,000.00	Other Miscellaneous Tax Revenues	8,413.24	Local Municipal Purpose Taxes	614,153.35
Human Resources	146,052.09	State Aid Revenues	43,204.70	Veteran & Senior Citizen Taxes	26,470.00
Elections		Federal Aid Revenues	108,926.00	Total Taxes for Rate Computation	1,929,806.65
General Administration (other)	11,628.14	State and Local Fiscal Assistance Act Utilized	15,000.00	Special District Taxes	
JUDICIARY		Sale of Acquired Property	242,935.83	Bank Stock Taxes	6,287.72
Municipal Courts	38,900.00	Other Miscellaneous Revenues	2,444,695.43	Added and Omitted Taxes	6,395.56
PUBLIC SAFETY	269,779.88	Total	151,306.13	Total Taxes Levied - ABSTRACT	1,916,019.93
Fire Protection		Prior Years Surplus Appropriated	2,596,001.56	Total Taxes Billed	1,917,671.89
Police Protection		REVENUES TOTAL	129,444.48	1975 TAXES COLLECTED	1,824,082.60
Civil Defense & Disaster Control		CAPITAL OUTLAY TOTAL	35,178.20	1975 Taxes Cancelled, Abated or Adjusted	1,781.02
Environmental Inspection & Control				Transfer to Tax Title Liens or Foreclosed	5,604.15
Other Public Safety				Balance Outstanding Dec. 31, 1975	86,204.12
PUBLIC WORKS				PRIOR YEARS TAXES OUTSTANDING	
Streets and Drainage	173,792.39	Public Enterprises		Balance January 1, 1975	64,206.81
Sewers and Sewage Processing	36,258.80	Recreation—Culture		Collected in 1975	60,172.49
Garbage and Trash Disposal	159,745.00	Public Works	35,178.20	Cancelled, Abated or Adjusted 1975	858.60
Public Buildings and Grounds	55,900.00	Buildings and Grounds		Transfers to Tax Title Liens or Foreclosed	3,175.72
Other Public Works		Library and Education		Balance December 31, 1975	
HEALTH and WELFARE		Conservation		TAX TITLE LIENS OUTSTANDING	
Health Services Except Environmental	8,649.50	All Other		Balance January 1, 1975	
Welfare-Public Assistance	8,559.00			Transfer From Taxes	11,657.62
Hospitals, Clinics, First Aid		CAPITAL DEBT AUTHORIZED, DECEMBER 31, 1975		Redeemed in 1975	
Animal, Insect, & Rodent Control		ISSUED AND UNISSUED GROSS DEBT		Cancelled, Abated or Adjusted (1975)	
Other Welfare Services		School		Transfers to Foreclosed Property	
RECREATION and CONSERVATION		Self-liquidating		Balance December 31, 1975	11,657.62
Beaches and Boardwalks	110,612.01	Other	387,036	PROPERTY ACQUIRED BY DEED OR FORECLOSURE	
Parks, Playgrounds, Shade Trees	7,675.17	Total	387,036	Balance January 1, 1975	63,905.00
Land Reclamation & Conservation				Transfers From Taxes or Liens	
Other Recreational Services	12,720.00			Sale for Cash (1975)	15,000.00
EDUCATION (excluding schools)		ISSUED AND OUTSTANDING		Cancelled, Abated, or Adjusted (1975)	17,250.00
Libraries	17,856.25	School		Balance December 31, 1975	31,655.00
Other Educational Services		Self-liquidating			
STATUTORY EXPENDITURES		Other			
Pensions & F. I. C. A.	75,633.54	Total	164,000.00		
Employee Fringe Benefits		EQUALIZED VALUATION BASIS		CURRENT FINANCES DECEMBER 31, 1975	
Other Statutory Expenditures		FOR NET DEBT COMPUTATION	46,003,729.67	ASSETS	
CETA And Other Public Employment Programs	40,046.59	REAL PROPERTY VALUATIONS		Cash Dec. 31, 1975	246,272.19
MUNICIPAL FUNCTIONS TOTAL	1,214,145.62	Code Class # of Parcels % VAL'N		Taxes Receivable	86,204.12
CAPITAL IMPROVEMENTS *MEMO*	20,430.00	1 Vacant Land 129 1.38	455,930.00	Tax Title Liens	11,657.62
DEBT SERVICE		2 Residential 1484 70.60	23,313,907.00	Foreclosed Property	31,655.00
Principal Payments	26,000.00	3 Farm		Emergencies & Other-Deferred Charges	26,730.00
Interest Payments	6,374.00	4a Commercial 120 10.58	3,492,298.00	State and Federal Aid Receivable	6,750.00
DEFERRED CHARGES	13,675.38	4b Industrial 4 .21	68,990.00	Other Receivables	183,424.38
SCHOOL, COUNTY, SPECIAL DISTRICT TAXES	1,289,183.30	4c Apartments 70 17.23	5,690,261.00	Total	592,693.31
RESERVE FOR UNCOLLECTED TAXES	129,444.48	Total 1807	33,021,386.00	LIABILITIES, RESERVES, AND SURPLUS	
EXPENDITURES TOTAL	2,678,822.78	Land Area .70 Sq. Miles		Cash Liabilities	242,594.20
		Net Valuation Taxable-Municipal	33,361,023.00	Reserves for Receivables	312,941.12
		Net Valuation Taxable-County	45,936,551.00	Surplus Dec. 31, 1975	37,157.99
		State Equalized Valuation	50,263,716.00	Total	592,693.31
		State Equalization Ratio	66.17		

1805

Population 1970 **5,780**
 Population 1975 **6,350**
 S & P Rating
 Moody Rating **BAA**

General Tax Rate Per \$100. **3.80**
 State Equalized Tax Rate **2.23**

BRANCHBURG TOWNSHIP — SOMERSET CO
Form of Government:
Township Committee
Number of Members of Governing Body 5

PER CAPITA:
 Gross Debt **792.91**
 Net Debt **514.32**
 Debt Service
 Total Tax Levy **517.21**
 Municipal Expenditures **231.87**

PER CENT:
 Gross Debt **4.17**
 Net Debt **2.70**
 Tax Levy Collected **94.83**
 Tax Levy Cancelled, Abated or Adjusted **.52**

EXPENDITURES		REVENUES-REALIZED		1975 PROPERTY TAX	
GENERAL GOVERNMENT				STATE EQUALIZED TAX RATE 2.23	
Governing Body & Public Boards		1975 Property Taxes Collected	3,117,738.88	Local District School Taxes 1.74	2,478,062.00
Municipal Clerk		1975 Payments in Lieu of Taxes		Regional & Consolidated School Tax	
Financial Administration	10,260.00	Delinquent Tax & Lien Collections	130,004.25	School Taxes in Municipal Budget	
Assessment of Taxes	14,605.00	Business Personalty Replacement Taxes		County Taxes	.45 644,180.41
Collection of Taxes	13,264.00	Taxes from Public Utilities	967,026.42	County Library Taxes	.02 33,591.23
Planning, Housing & Development	30,465.00	Other Miscellaneous Tax Revenues		Local Municipal Purpose Taxes	-761.92
Human Resources		State Aid Revenues	3,265.00	Veteran & Senior Citizen Taxes	.02 30,380.00
Elections	1,805.00	Federal Aid Revenues		Total Taxes for Rate Computation	2.23 3,185,451.72
General Administration (other)	184,200.00	State and Local Fiscal Assistance Act Utilized	148,009.90	Special District Taxes	
JUDICIARY		Sale of Acquired Property		Bank Stock Taxes	4,002.71
Municipal Courts	16,624.00	Other Miscellaneous Revenues	196,531.79	Added and Omitted Taxes	125,205.60
PUBLIC SAFETY		Total	4,562,576.24	Total Taxes Levied - ABSTRACT	3,284,280.03
Fire Protection	56,480.00	Prior Years Surplus Appropriated	400,000.00	Total Taxes Billed	3,287,763.12
Police Protection	13,400.00	REVENUES	4,962,576.24	1975 TAXES COLLECTED	3,117,738.88
Civil Defense & Disaster Control	10.00	Reserve For Uncollected Taxes	188,690.24	1975 Taxes Cancelled, Abated or Adjusted	16,997.75
Environmental Inspection & Control	7,599.00	CAPITAL OUTLAY	203,055.20	Transfer to Tax Title Liens or Foreclosed	296.40
Other Public Safety		TOTAL	201,473.09	Balance Outstanding Dec. 31, 1975	152,730.09
PUBLIC WORKS			446.61	PRIOR YEARS TAXES OUTSTANDING	
Streets and Drainage	273,933.00	Public Enterprises		Balance January 1, 1975	136,212.09
Sewers and Sewage Processing		Recreation—Culture		Collected in 1975	129,583.12
Garbage and Trash Disposal	42,713.00	Public Works	1,135.50	Cancelled, Abated or Adjusted 1975	2,641.88
Public Buildings and Grounds	73,104.00	Buildings and Grounds		Transfers to Tax Title Liens or Foreclosed	691.79
Other Public Works		Library and Education		Balance December 31, 1975	3,295.30
HEALTH and WELFARE		Conservation		TAX TITLE LIENS OUTSTANDING	
Health Services Except Environmental	19,071.00	All Other		Balance January 1, 1975	1,007.35
Welfare-Public Assistance	6,338.00	CAPITAL DEBT AUTHORIZED, DECEMBER 31, 1975		Transfer From Taxes	988.19
Hospitals, Clinics, First Aid	500.00	ISSUED AND UNISSUED		Redeemed in 1975	421.13
Animal, Insect, & Rodent Control	1,000.00	School	1,736,000	Cancelled, Abated or Adjusted (1975)	
Other Welfare Services		Self-liquidating	3,299,000	Transfers to Foreclosed Property	
RECREATION and CONSERVATION		Other		Balance December 31, 1975	1,574.41
Beaches and Boardwalks		Total	5,035,000	PROPERTY ACQUIRED BY DEED OR FORECLOSURE	
Parks, Playgrounds, Shade Trees	53,905.90	ISSUED AND OUTSTANDING		Balance January 1, 1975	
Land Reclamation & Conservation	5,750.00	School	1,736,000.00	Transfers From Taxes or Liens	
Other Recreational Services	35,937.00	Self-Liquidating	2,579,000.00	Sale for Cash (1975)	
EDUCATION (excluding schools)		Other		Cancelled, Abated or Adjusted (1975)	
Libraries		Total	4,315,000.00	Balance December 31, 1975	
Other Educational Services	290,000.00	EQUALIZED VALUATION BASIS		CURRENT FINANCES DECEMBER 31, 1975	
STATUTORY EXPENDITURES		FOR NET DEBT COMPUTATION	120,814,709.33	ASSETS	
Pensions & F. I. C. A.	35,500.00	REAL PROPERTY VALUATIONS		Cash Dec. 31, 1975	1,820,790.79
Employee Fringe Benefits	12,000.00	Code Class # of Parcels % VAL'N		Taxes Receivable	156,025.39
Other Statutory Expenditures		1 Vacant Land 353 5.43	4,488,400.00	Tax Title Liens	1,574.41
CETA And Other Public Employment Programs		2 Residential 1619 61.03	50,442,110.00	Foreclosed Property	
MUNICIPAL FUNCTIONS	1,198,463.90	3 Farm 253 7.36	6,086,280.00	Emergencies & Other Deferred Charges	36,640.00
CAPITAL IMPROVEMENTS	25,000.00	4a Commercial 129 18.46	15,260,150.00	State and Federal Aid Receivable	262,224.11
DEBT SERVICE		4b Industrial 16 7.71	6,370,800.00	Other Receivables	260,151.50
Principal Payments		4c Apartments		Total	2,537,406.20
Interest Payments		Total 2370	82,647,740.00	LIABILITIES, RESERVES, AND SURPLUS	
DEFERRED CHARGES	85,205.64	Land Area 20.35 Sq. Miles		Cash Liabilities	1,085,174.84
SCHOOL, COUNTY, SPECIAL DISTRICT TAXES	3,155,833.64	Net Valuation Taxable-Municipal	83,915,559.00	Reserves for Receivables	329,388.68
RESERVE FOR UNCOLLECTED TAXES	188,690.24	Net Valuation Taxable-County	139,804,536.00	Surplus Dec. 31, 1975	1,122,842.68
EXPENDITURES	4,628,193.42	State Equalized Valuation	141,803,526.00	Total	2,537,406.20
		State Equalization Ratio	58.81		

1903

Population 1970 **915**
 Population 1975 **885**
 S & P Rating
 Moody Rating

General Tax Rate Per \$100. **2.38**
 State Equalized Tax Rate **2.38**

BRANCHVILLE BOROUGH — SUSSEX CO.
 Form of Government:
 Borough Council
 Number of Members on Governing Body 6

PER CAPITA: **306.65**
 Gross Debt **88.24**
 Net Debt
 Debt Service **377.46**
 Total Tax Levy **271.33**
 Municipal Expenditures

PER CENT: **2.32**
 Gross Debt
 Net Debt **.67**
 Tax Levy Collected **93.30**
 Tax Levy Cancelled, Abated or Adjusted

EXPENDITURES		REVENUES-REALIZED		1975 PROPERTY TAX	
GENERAL GOVERNMENT				STATE EQUALIZED TAX RATE	
Governing Body & Public Boards		1975 Property Taxes Collected	311,679.50	Local District School Taxes	.94
Municipal Clerk		1975 Payments in Lieu of Taxes		Regional & Consolidated School Tax	.80
Financial Administration	4,300.00	Delinquent Tax & Lien Collections	33,180.98	School Taxes in Municipal Budget	
Assessment of Taxes	1,800.00	Business Personalty Replacement Taxes	27,595.75	County Taxes	.63
Collection of Taxes	3,000.00	Taxes from Public Utilities	18,614.29	County Library Taxes	.03
Planning, Housing & Development	1,400.00	Other Miscellaneous Tax Revenues	122,310.16	Local Municipal Purpose Taxes	
Human Resources		State Aid Revenues	4,236.00	Veteran & Senior Citizen Taxes	.05
Elections		Federal Aid Revenues		Total Taxes for Rate Computation	2.45
General Administration (other)	18,100.00	State and Local Fiscal Assistance Act Utilized	5,786.00	Special District Taxes	
JUDICIARY		Sale of Acquired Property		Bank Stock Taxes	9,214.49
Municipal Courts	3,500.00	Other Miscellaneous Revenues	93,367.35	Added and Omitted Taxes	
PUBLIC SAFETY		Total	616,770.03	Total Taxes Levied - ABSTRACT	334,056.05
Fire Protection	9,760.00	Prior Years Surplus Appropriated	55,000.00	Total Taxes Billed	334,056.05
Police Protection	9,500.00	REVENUES TOTAL	671,770.03	1975 TAXES COLLECTED	311,679.50
Civil Defense & Disaster Control	300.00	Reserve For Uncollected Taxes	91,875.36	1975 Taxes Cancelled, Abated or Adjusted	
Environmental Inspection & Control	350.00	CAPITAL OUTLAY TOTAL	25,069.47	Transfer to Tax Title Liens or Foreclosed Balance Outstanding Dec. 31, 1975	22,376.55
Other Public Safety		Public Enterprises	6,209.75	PRIOR YEARS TAXES OUTSTANDING	
PUBLIC WORKS		Recreation—Culture	10,467.91	Balance January 1, 1975	35,344.65
Streets and Drainage	52,500.00	Public Works	8,391.81	Collected in 1975	33,180.98
Sewers and Sewage Processing		Buildings and Grounds		Cancelled, Abated or Adjusted 1975	
Garbage and Trash Disposal	10,000.00	Library and Education		Transfers to Tax Title Liens or Foreclosed Balance December 31, 1975	2,163.67
Public Buildings and Grounds	4,600.00	Conservation		TAX TITLE LIENS OUTSTANDING	
Other Public Works		All Other		Balance January 1, 1975	
HEALTH and WELFARE		CAPITAL DEBT AUTHORIZED, DECEMBER 31, 1975		Transfer From Taxes	
Health Services Except Environmental	800.00	ISSUED AND UNISSUED		Redeemed in 1975	
Welfare-Public Assistance	500.00	School	173,789	Cancelled, Abated or Adjusted (1975)	
Hospitals, Clinics, First Aid	1,500.00	Self-liquidating	19,500	Transfers to Foreclosed Property	
Animal, Insect, & Rodent Control	700.00	Other	78,092	Balance December 31, 1975	
Other Welfare Services		Total	271,381	PROPERTY ACQUIRED BY DEED OR FORECLOSURE	
RECREATION and CONSERVATION		ISSUED AND OUTSTANDING		Balance January 1, 1975	
Beaches and Boardwalks		School	170,709.00	Transfers From Taxes or Liens	
Parks, Playgrounds, Shade Trees	100.00	Self-Liquidating		Sale for Cash (1975)	
Land Reclamation & Conservation	7,500.00	Other		Cancelled, Abated or Adjusted (1975)	
Other Recreational Services		Total	170,709.00	Balance December 31, 1975	
EDUCATION (excluding schools)		EQUALIZED VALUATION BASIS		CURRENT FINANCES DECEMBER 31, 1975	
Libraries		FOR NET DEBT COMPUTATION	11,711,696.33	ASSETS	
Other Educational Services	3,500.00	REAL PROPERTY VALUATIONS		Cash Dec. 31, 1975	224,681.73
STATUTORY EXPENDITURES		Code Class # of Parcels % VAL'N		Taxes Receivable	24,540.22
Pensions & F. I. C. A.		1 Vacant Land 50 1.63	218,400.00	Tax Title Liens	
Employee Fringe Benefits		2 Residential 246 56.12	7,531,300.00	Foreclosed Property	
Other Statutory Expenditures		3 Farm 2 .42	56,300.00	Emergencies & Other Deferred Charges	3,780.00
CETA And Other Public Employment Programs		4a Commercial 55 40.16	5,389,000.00	State and Federal Aid Receivable	3,518.89
MUNICIPAL FUNCTIONS TOTAL	133,710.00	4b Industrial		Other Receivables	61,168.10
CAPITAL IMPROVEMENTS *MEMO*	2,000.00	4c Apartments .3 1.68	224,800.00	Total	317,688.94
DEBT SERVICE		Total 356	13,419,800.00	LIABILITIES, RESERVES, AND SURPLUS	
Principal Payments		Land Area .56 Sq. Miles		Cash Liabilities	31,227.71
Interest Payments		Net Valuation Taxable-Municipal	13,953,692.00	Reserves for Receivables	85,708.32
DEFERRED CHARGES	14,546.00	Net Valuation Taxable-County	12,971,525.00	Surplus Dec. 31, 1975	200,752.91
SCHOOL, COUNTY, SPECIAL DISTRICT TAXES	334,056.05	State Equalized Valuation	13,904,222.00	Total	317,688.94
RESERVE FOR UNCOLLECTED TAXES	91,875.36	State Equalization Ratio	100.37		
EXPENDITURES TOTAL	574,187.41				

1506

Population 1970 **35,535**
 Population 1975 **45,300**
 S & P Rating
 Moody Rating **BAA**

General Tax Rate Per \$100. **3.23**
 State Equalized Tax Rate **2.48**

BRICK TOWNSHIP — OCEAN CO.

Form of Government:

Mayor-Council Plan B (OMCL50)

Number of Members of Governing Body 7

PER CAPITA:

Gross Debt **282.45**
 Net Debt **94.39**
 Debt Service **.93**
 Total Tax Levy **394.33**
 Municipal Expenditures **160.00**

PER CENT:

Gross Debt **2.14**
 Net Debt **.71**
 Tax Levy Collected **93.20**
 Tax Levy Cancelled, Abated
 or Adjusted

EXPENDITURES		REVENUES-REALIZED		1975 PROPERTY TAX	
GENERAL GOVERNMENT				STATE EQUALIZED TAX RATE 1.72	
Governing Body & Public Boards	66,298.07	1975 Property Taxes Collected	16,648,648.70	Local District School Taxes	12,023,526.57
Municipal Clerk	80,648.00	1975 Payments in Lieu of Taxes		Regional & Consolidated School Tax	
Financial Administration	73,411.00	Delinquent Tax & Lien Collections	944,650.46	School Taxes in Municipal Budget	
Assessment of Taxes	133,064.00	Business Personalty Replacement Taxes	114,647.05	County Taxes	2,863,761.51
Collection of Taxes	117,689.00	Taxes from Public Utilities	932,049.83	County Library Taxes	140,433.83
Planning, Housing & Development	86,558.90	Other Miscellaneous Tax Revenues		Local Municipal Purpose Taxes	1,995,327.43
Human Resources		State Aid Revenues	27,150.00	Veteran & Senior Citizen Taxes	312,564.00
Elections	20,082.00	Federal Aid Revenues	113,617.41	Total Taxes for Rate Computation	17,335,613.34
General Administration (other)	512,950.74	State and Local Fiscal Assistance Act Utilized	485,582.00	Special District Taxes	495,250.00
JUDICIARY		Sale of Acquired Property		Bank Stock Taxes	41,489.57
Municipal Courts	78,742.00	Other Miscellaneous Revenues	705,657.97	Added and Omitted Taxes	303,514.03
PUBLIC SAFETY		Total	19,972,003.42	Total Taxes Levied - ABSTRACT	17,863,302.94
Fire Protection		Prior Years Surplus Appropriated	1,950,000.00	Total Taxes Billed	17,863,302.94
Police Protection	1,080,496.41	REVENUES TOTAL	21,922,003.42	1975 TAXES COLLECTED	16,648,648.70
Civil Defense & Disaster Control	3,159.88	Reserve For Uncollected Taxes	1,432,559.46	1975 Taxes Cancelled, Abated or Adjusted	
Environmental Inspection & Control	145,274.00	CAPITAL OUTLAY TOTAL	612,738.53	Transfer to Tax Title Liens or Foreclosed	
Other Public Safety				Balance Outstanding Dec. 31, 1975	1,214,654.24
PUBLIC WORKS				PRIOR YEARS TAXES OUTSTANDING	
Streets and Drainage	1,012,503.90	Public Enterprises		Balance January 1, 1975	969,314.67
Sewers and Sewage Processing	28,606.00	Recreation—Culture	239,704.65	Collected in 1975	858,552.35
Garbage and Trash Disposal	846,137.00	Public Works	14,776.70	Cancelled, Abated or Adjusted 1975	
Public Buildings and Grounds	365,060.60	Buildings and Grounds	358,257.18	Transfers to Tax Title Liens or Foreclosed	
Other Public Works		Library and Education		Balance December 31, 1975	110,762.32
HEALTH and WELFARE		Conservation		TAX TITLE LIENS OUTSTANDING	
Health Services Except Environmental	69,746.00	All Other		Balance January 1, 1975	266,895.54
Welfare-Public Assistance	20,125.00	CAPITAL DEBT AUTHORIZED, DECEMBER 31, 1975		Transfer From Taxes	
Hospitals, Clinics, First Aid	51,000.00	ISSUED AND UNISSUED		Redeemed in 1975	86,098.11
Animal, Insect, & Rodent Control	17,375.00	School	8,096,000	Cancelled, Abated or Adjusted (1975)	
Other Welfare Services		Self-Liquidating	384,000	Transfers to Foreclosed Property	
RECREATION and CONSERVATION		Other	4,314,800	Balance December 31, 1975	180,797.43
Beaches and Boardwalks	28,297.00	Total	12,794,800	PROPERTY ACQUIRED BY DEED OR	
Parks, Playgrounds, Shade Trees	91,200.00	ISSUED AND OUTSTANDING		FORECLOSURE	
Land Reclamation & Conservation	22,830.00	School	7,196,000.00	Balance January 1, 1975	298,425.00
Other Recreational Services	141,634.00	Self-Liquidating	384,000.00	Transfers From Taxes or Liens	
EDUCATION (excluding schools)		Other	2,833,300.00	Sale for Cash (1975)	
Libraries	4,250.00	Total	10,413,300.00	Cancelled, Abated or Adjusted (1975)	
Other Educational Services		EQUALIZED VALUATION BASIS		Balance December 31, 1975	298,425.00
STATUTORY EXPENDITURES		FOR NET DEBT COMPUTATION	598,615,432.00	CURRENT FINANCES DECEMBER 31, 1975	
Pensions & F. I. C. A.	270,000.00	REAL PROPERTY VALUATIONS		ASSETS	
Employee Fringe Benefits	135,000.00	Code Class # of Parcels % VAL'N		Cash Dec. 31, 1975	3,770,572.93
Other Statutory Expenditures		1 Vacant Land 8695 9.51	50,518,500.00	Taxes Receivable	1,325,416.56
CETA And Other Public Employment Programs	174,183.91	2 Residential 16694 75.98	403,479,800.00	Tax Title Liens	180,797.43
MUNICIPAL FUNCTIONS TOTAL	5,676,322.41	3 Farm 25 .14	714,500.00	Foreclosed Property	298,425.00
CAPITAL IMPROVEMENTS *MEMO*	48,700.00	4a Commercial 480 11.00	58,395,150.00	Emergencies & Other Deferred Charges	87,142.60
DEBT SERVICE		4b Industrial 12 .16	826,650.00	State and Federal Aid Receivable	80,984.45
Principal Payments		4c Apartments 15 3.22	17,085,450.00	Other Receivables	36,774.78
Interest Payments	41,945.62	Total 25921	531,020,050.00	Total	5,780,113.75
DEFERRED CHARGES	97,183.30	Land Area 26.40 Sq. Miles		LIABILITIES, RESERVES, AND SURPLUS	
SCHOOL, COUNTY, SPECIAL DISTRICT TAXES	15,522,971.91	Net Valuation Taxable-Municipal	536,733,648.00	Cash Liabilities	1,677,991.54
RESERVE FOR UNCOLLECTED TAXES	1,432,559.46	Net Valuation Taxable-County	638,204,307.00	Reserves for Receivables	1,841,613.77
EXPENDITURES TOTAL	22,770,982.70	State Equalized Valuation	695,618,821.00	Surplus Dec. 31, 1975	2,260,508.44
		State Equalization Ratio	76.97	Total	5,780,113.75

0601

Population 1970 20,495
 Population 1975 21,540
 S & P Rating BAA
 Moody Rating

General Tax Rate Per \$100. 4.76
 State Equalized Tax Rate 4.45

BRIDGETON CITY — CUMBERLAND CO.
 Form of Government:
 Mayor-Council Plan A (OMCL50)
 Number of Members on Governing Body 5

PER CAPITA: 299.72
 Gross Debt 68.52
 Net Debt 6.25
 Debt Service 211.15
 Total Tax Levy 182.66
 Municipal Expenditures

PER CENT: 6.94
 Gross Debt 1.59
 Net Debt 91.71
 Tax Levy Collected
 Tax Levy Cancelled, Abated or Adjusted .31

EXPENDITURES		REVENUES-REALIZED		1975 PROPERTY TAX	
GENERAL GOVERNMENT				STATE EQUALIZED TAX RATE 1.77	
Governing Body & Public Boards	37,311.00	1975 Property Taxes Collected 4,176,257.67		Local District School Taxes	1,824,909.00
Municipal Clerk	13,510.00	1975 Payments in Lieu of Taxes 273,539.22		Regional & Consolidated School Tax	
Financial Administration	53,157.00	Delinquent Tax & Lien Collections 509,917.20		School Taxes in Municipal Budget	
Assessment of Taxes	22,294.00	Business Personality Replacement Taxes 392,167.81		County Taxes	1,225,665.14
Collection of Taxes	55,543.00	Taxes from Public Utilities 421,769.32		County Library Taxes	
Planning, Housing & Development	73,146.00	Other Miscellaneous Tax Revenues 81,092.07		Local Municipal Purpose Taxes	1,446,593.62
Human Resources	198,091.92	State Aid Revenues 336,252.79		Veteran & Senior Citizen Taxes	96,110.00
Elections	6,550.00	Federal Aid Revenues 414,279.81		Total Taxes for Rate Computation	4,593,277.76
General Administration (other)	294,955.00	State and Local Fiscal Assistance Act Utilized 6,605,275.89		Special District Taxes	
JUDICIARY		Sale of Acquired Property 248,000.00		Bank Stock Taxes	27,632.55
Municipal Courts	32,824.00	Other Miscellaneous Revenues 6,853,275.89		Added and Omitted Taxes	23,405.66
PUBLIC SAFETY		Reserve For Uncollected Taxes 381,938.09		Total Taxes Levied - ABSTRACT	4,548,205.97
Fire Protection	252,159.00	CAPITAL OUTLAY TOTAL 252,588.84		Total Taxes Billed	4,553,855.73
Police Protection	783,960.79	Public Enterprises 29.38		1975 TAXES COLLECTED	4,176,257.67
Civil Defense & Disaster Control	2,000.00	Recreation—Culture 7,322.37		1975 Taxes Cancelled, Abated or Adjusted	14,147.67
Environmental Inspection & Control	66,895.00	Public Works 245,237.09		Transfer to Tax Title Liens or Foreclosed	73,352.89
Other Public Safety		Buildings and Grounds		Balance Outstanding Dec. 31, 1975	290,097.50
PUBLIC WORKS		Library and Education		PRIOR YEARS TAXES OUTSTANDING	
Streets and Drainage	4,14,828.93	Conservation		Balance January 1, 1975	235,721.88
Sewers and Sewage Processing		All Other		Collected in 1975	209,073.64
Garbage and Trash Disposal	80,833.76	CAPITAL DEBT AUTHORIZED, DECEMBER 31, 1975		Cancelled, Abated or Adjusted 1975	1,675.62
Public Buildings and Grounds	153,442.72	ISSUED AND UNISSUED GROSS DEBT NET DEBT		Transfers to Tax Title Liens or Foreclosed	24,278.32
Other Public Works	39,000.00	School 3,950,000		Balance December 31, 1975	694.30
HEALTH and WELFARE		Self-Liquidating 1,030,000		TAX TITLE LIENS OUTSTANDING	
Health Services Except Environmental	33,048.00	Other 1,476,000		Balance January 1, 1975	155,892.50
Welfare-Public Assistance	32,012.00	Total 6,456,000		Transfer From Taxes	102,318.11
Hospitals, Clinics, First Aid	35,000.00	ISSUED AND OUTSTANDING		Redeemed in 1975	64,465.58
Animal, Insect, & Rodent Control	5,200.00	School 1,790,000.00		Cancelled, Abated or Adjusted (1975)	2,066.93
Other Welfare Services		Self-Liquidating 1,030,000.00		Transfers to Foreclosed Property	2,920.27
RECREATION and CONSERVATION		Other 1,476,000.00		Balance December 31, 1975	188,757.83
Beaches and Boardwalks	115,059.34	Total 4,296,000.00		PROPERTY ACQUIRED BY DEED OR FORECLOSURE	
Parks, Playgrounds, Shade Trees		EQUALIZED VALUATION BASIS		Balance January 1, 1975	148,038.65
Land Reclamation & Conservation	108,167.92	FOR NET DEBT COMPUTATION		Transfers From Taxes or Liens	2,920.27
Other Recreational Services		REAL PROPERTY VALUATIONS		Sale for Cash (1975)	
EDUCATION (excluding schools)		Code Class # of Parcels % VAL'N ASSESSED VALUATION		Cancelled, Abated or Adjusted (1975)	
Libraries	98,001.00	1 Vacant Land 1125 1.77 1,640,750.00		Balance December 31, 1975	150,958.92
Other Educational Services	3,300.00	2 Residential 4827 53.55 49,739,150.00		CURRENT FINANCES DECEMBER 31, 1975	
STATUTORY EXPENDITURES		3 Farm 13 .09 83,000.00		ASSETS	
Pensions & F. I. C. A.	195,527.67	4a Commercial 505 20.58 19,115,900.00		Cash Dec. 31, 1975	1,095,279.36
Employee Fringe Benefits		4b Industrial 61 19.58 18,189,050.00		Taxes Receivable	290,791.80
Other Statutory Expenditures		4c Apartments 33 4.43 4,114,100.00		Tax Title Liens	188,757.83
CETA And Other Public Employment Programs	102,493.08	Total 6564 92,881,950.00		Foreclosed Property	150,958.92
MUNICIPAL FUNCTIONS TOTAL	3,308,311.13	Land Area 6.50 Sq. Miles		Emergencies & Other Deferred Charges	
CAPITAL IMPROVEMENTS * MEMO		Net Valuation Taxable-Municipal 96,548,350.00		State and Federal Aid Receivable	10,500.00
DEBT SERVICE		Net Valuation Taxable-County 109,525,741.00		Other Receivables	17,742.89
Principal Payments	68,000.00	State Equalized Valuation 103,039,700.00		Total	1,754,030.80
Interest Payments	66,700.00	State Equalization Ratio 93.50		LIABILITIES, RESERVES, AND SURPLUS	
DEFERRED CHARGES	109,623.16			Cash Liabilities	572,883.70
SCHOOL, COUNTY, SPECIAL DISTRICT TAXES	3,050,574.14			Reserves for Receivables	648,251.44
RESERVE FOR UNCOLLECTED TAXES	381,938.09			Surplus Dec. 31, 1975	532,895.66
EXPENDITURES TOTAL	6,985,146.52			Total	1,754,030.80

1806

Population 1970 **30,355**
 Population 1975 **31,350**
 S & P Rating **AA**
 Moody Rating **AA**

General Tax Rate Per \$100. **3.22**
 State Equalized Tax Rate **2.60**

BRIDGEWATER TOWNSHIP — SOMERSET CO.

Form of Government:

Mayor-Council Plan B (OMCL50)

Number of Members of Governing Body 5

PER CAPITA:

Gross Debt **834.54**
 Net Debt **258.80**
 Debt Service **22.61**
 Total Tax Levy **534.97**
 Municipal Expenditures **183.08**

PER CENT:

Gross Debt **4.48**
 Net Debt **1.39**
 Tax Levy Collected **97.10**
 Tax Levy Cancelled, Abated or Adjusted **.17**

EXPENDITURES		REVENUES-REALIZED		1975 PROPERTY TAX	
GENERAL GOVERNMENT				STATE EQUALIZED TAX RATE \rightarrow	
Governing Body & Public Boards	48,326.20	1975 Property Taxes Collected	16,306,981.36	Local District School Taxes	
Municipal Clerk	20,047.31	1975 Payments in Lieu of Taxes		Regional & Consolidated School Tax	2.06 13,163,872.26
Financial Administration	82,317.67	Delinquent Tax & Lien Collections	362,885.11	School Taxes in Municipal Budget	
Assessment of Taxes	45,090.85	Business Personalty Replacement Taxes	1,862,256.86	County Taxes	.50 3,179,191.75
Collection of Taxes	61,121.06	Taxes from Public Utilities	1,297,109.50	County Library Taxes	.03 165,814.21
Planning, Housing & Development	57,947.56	Other Miscellaneous Tax Revenues		Local Municipal Purpose Taxes	-12,472.45
Human Resources	1,500.00	State Aid Revenues	18,936.23	Veteran & Senior Citizen Taxes	.02 158,140.00
Elections	14,000.00	Federal Aid Revenues		Total Taxes for Rate Computation	2.61 16,654,545.77
General Administration (other)	445,476.35	State and Local Fiscal Assistance Act Utilized	139,978.16	Special District Taxes	188,575.00
JUDICIARY		Sale of Acquired Property	15,952.36	Bank Stock Taxes	12,472.45
Municipal Courts	67,202.14	Other Miscellaneous Revenues	1,599,187.83	Added and Omitted Taxes	73,975.99
PUBLIC SAFETY		Total	21,603,287.41	Total Taxes Levied - ABSTRACT	16,771,429.21
Fire Protection	127,502.46	Prior Years Surplus Appropriated	1,324,000.00	Total Taxes Billed	16,793,685.25
Police Protection	878,230.48	REVENUES TOTAL	22,927,287.41	1975 TAXES COLLECTED	16,306,981.36
Civil Defense & Disaster Control	5,305.00	Reserve For Uncollected Taxes	761,570.27	1975 Taxes Cancelled, Abated or Adjusted	27,980.49
Environmental Inspection & Control	35,444.97	CAPITAL OUTLAY TOTAL	884,010.20	Transfer to Tax Title Liens or Foreclosed	57,515.83
Other Public Safety		Public Enterprises	72,485.02	Balance Outstanding Dec. 31, 1975	401,207.57
PUBLIC WORKS		Recreation—Culture	147,013.30	PRIOR YEARS TAXES OUTSTANDING	
Streets and Drainage	1,206,537.12	Public Works	661,141.41	Balance January 1, 1975	404,916.34
Sewers and Sewage Processing	441,871.00	Buildings and Grounds	3,370.47	Collected in 1975	335,927.95
Garbage and Trash Disposal		Library and Education		Cancelled, Abated or Adjusted 1975	8,839.46
Public Buildings and Grounds	55,255.46	Conservation		Transfers to Tax Title Liens or Foreclosed	29,067.57
Other Public Works		All Other		Balance December 31, 1975	31,081.36
HEALTH and WELFARE		CAPITAL DEBT AUTHORIZED, DECEMBER 31, 1975		TAX TITLE LIENS OUTSTANDING	
Health Services Except Environmental	39,755.47	ISSUED AND UNISSUED		Balance January 1, 1975	62,949.79
Welfare-Public Assistance	15,347.96	School	10,735,479	Transfer From Taxes	89,840.33
Hospitals, Clinics, First Aid	2,500.00	Self-liquidating	1,300,000	Redeemed in 1975	26,957.16
Animal, Insect, & Rodent Control		Other	14,127,333	Cancelled, Abated or Adjusted (1975)	
Other Welfare Services		Total	26,162,812	Transfers to Foreclosed Property	
RECREATION and CONSERVATION		ISSUED AND OUTSTANDING		Balance December 31, 1975	125,832.96
Beaches and Boardwalks		School	10,735,479.00	PROPERTY ACQUIRED BY DEED OR	
Parks, Playgrounds, Shade Trees	50,201.00	Self-Liquidating	1,300,000.00	FORECLOSURE	
Land Reclamation & Conservation	13,552.43	Other	9,927,000.00	Balance January 1, 1975	187,453.36
Other Recreational Services	221,540.71	Total	21,962,479.00	Transfers From Taxes or Liens	
EDUCATION (excluding schools)		EQUALIZED VALUATION BASIS		Sale for Cash (1975)	15,952.36
Libraries	1,000.00	FOR NET DEBT COMPUTATION	583,424,239.00	Cancelled, Abated or Adjusted (1975)	8,300.00
Other Educational Services		REAL PROPERTY VALUATIONS		Balance December 31, 1975	163,201.00
STATUTORY EXPENDITURES		Code Class # of Parcels % VAL'N	ASSESSED VALUATION	CURRENT FINANCES DECEMBER 31, 1975	
Pensions & F. I. C. A.	235,694.00	1 Vacant Land 1714 3.96	20,401,170.00	ASSETS	
Employee Fringe Benefits	64,935.00	2 Residential 7747 61.57	317,477,650.00	Cash Dec. 31, 1975	2,194,363.79
Other Statutory Expenditures		3 Farm 99 1.07	5,526,150.00	Taxes Receivable	432,288.93
CETA And Other Public Employment Programs		4a Commercial 173 7.86	40,514,350.00	Tax Title Liens	125,832.96
MUNICIPAL FUNCTIONS TOTAL	4,237,702.20	4b Industrial 52 24.20	124,752,468.00	Foreclosed Property	163,201.00
CAPITAL IMPROVEMENTS MEMO#	185,000.00	4c Apartments 36 1.35	6,938,300.00	Emergencies & Other Deferred Charges	19,200.00
DEBT SERVICE		Total 9821	515,610,088.00	State and Federal Aid Receivable	51,296.80
Principal Payments	295,000.00	Land Area 32.30 Sq. Miles		Other Receivables	227,735.33
Interest Payments	413,781.00	Net Valuation Taxable-Municipal	517,841,006.00	Total	3,213,918.81
DEFERRED CHARGES	31,520.86	Net Valuation Taxable-County	691,596,841.00	LIABILITIES, RESERVES, AND SURPLUS	
SCHOOL, COUNTY, SPECIAL DISTRICT TAXES	16,697,453.22	State Equalized Valuation	641,318,615.00	Cash Liabilities	788,632.01
RESERVE FOR UNCOLLECTED TAXES	761,570.27	State Equalization Ratio	81.05	Reserves for Receivables	949,058.22
EXPENDITURES TOTAL	22,437,027.55			Surplus Dec. 31, 1975	1,476,228.58

1308

Population 1970 **3,610**
 Population 1975 **3,580**
 S & P Rating
 Moody Rating

General Tax Rate Per \$100 **3.77**
 State Equalized Tax Rate **2.94**

BRIELLE BOROUGH — MONMOUTH CO.
 Form of Government:
Borough Council
 Number of Members on Governing Body **6**

PER CAPITA:
 Gross Debt **1,960.15**
 Net Debt **1,722.79**
 Debt Service **7.05**
 Total Tax Levy **659.99**
 Municipal Expenditures **325.68**

PER CENT:
 Gross Debt **9.68**
 Net Debt **8.51**
 Tax Levy Collected **95.64**
 Tax Levy Cancelled, Abated or Adjusted **.05**

EXPENDITURES		REVENUES-REALIZED		1975 PROPERTY TAX	
GENERAL GOVERNMENT				STATE EQUALIZED TAX RATE 1.51	
Governing Body & Public Boards		1975 Property Taxes Collected	2,259,806.30	Local District School Taxes	1,222,469.00
Municipal Clerk		1975 Payments in Lieu of Taxes		Regional & Consolidated School Tax	
Financial Administration	5,481.00	Delinquent Tax & Lien Collections	205,988.77	School Taxes in Municipal Budget	
Assessment of Taxes	10,428.00	Business Personalty Replacement Taxes	23,479.61	County Taxes	.59 478,132.59
Collection of Taxes	12,043.00	Taxes from Public Utilities	81,383.71	County, Library Taxes,	.02 16,932.37
Planning, Housing & Development	8,700.00	Other Miscellaneous Tax Revenues		Local Municipal Purpose Taxes	.79 636,394.28
Human Resources	500.00	State Aid Revenues	43,778.66	Veteran & Senior Citizen Taxes	.03 21,810.00
Elections		Federal Aid Revenues	8,800.56	Total Taxes for Rate Computation	2.94 2,375,738.24
General Administration (other)	121,645.00	State and Local Fiscal Assistance Act Utilized	51,430.87	Special District Taxes	
JUDICIARY		Sale of Acquired Property		Bank Stock Taxes	1,605.72
Municipal Courts	9,252.00	Other Miscellaneous Revenues	123,728.30	Added and Omitted Taxes	7,213.12
PUBLIC SAFETY		Total	2,798,396.78	Total Taxes Levied - ABSTRACT	2,362,747.08
Fire Protection	22,660.00	Prior Years Surplus Appropriated	180,000.00	Total Taxes Billed	2,362,747.08
Police Protection	279,133.00	REVENUES TOTAL	2,978,396.78	1975 TAXES COLLECTED	2,259,806.30
Civil Defense & Disaster Control	200.00	Reserve For Uncollected Taxes	228,539.13	1975 Taxes Cancelled, Abated or Adjusted	1,079.46
Environmental Inspection & Control	4,100.00	CAPITAL OUTLAY TOTAL	51,846.17	Transfer to Tax Title Liens or Foreclosed	3,465.73
Other Public Safety		Public Enterprises	24,952.98	Balance Outstanding Dec. 31, 1975	98,395.59
PUBLIC WORKS		Recreation—Culture	7,836.95	PRIOR YEARS TAXES OUTSTANDING	
Streets and Drainage	79,478.00	Public Works	18,916.32	Balance January 1, 1975	197,504.44
Sewers and Sewage Processing	42,169.30	Buildings and Grounds	139.92	Collected in 1975	195,463.72
Garbage and Trash Disposal	112,030.87	Library and Education		Cancelled, Abated or Adjusted 1975	1,224.53
Public Buildings and Grounds	59,400.00	Conservation		Transfers to Tax Title Liens or Foreclosed	
Other Public Works		All Other		Balance December 31, 1975	816.19
HEALTH and WELFARE		CAPITAL DEBT AUTHORIZED, DECEMBER 31, 1975		TAX TITLE LIENS OUTSTANDING	
Health Services Except Environmental	12,736.00	ISSUED AND UNISSUED		Balance January 1, 1975	31,481.78
Welfare-Public Assistance	3,800.00	School	569,000	Transfer From Taxes	3,465.73
Hospitals, Clinics, First Aid		Self-liquidating	474,200	Redeemed in 1975	10,660.05
Animal, Insect, & Rodent Control		Other	5,974,125	Cancelled, Abated or Adjusted (1975)	
Other Welfare Services		Total	7,017,325	Transfers to Foreclosed Property	
RECREATION and CONSERVATION		ISSUED AND OUTSTANDING		Balance December 31, 1975	24,287.46
Beaches and Boardwalks	8,500.00	School	569,000.00	PROPERTY ACQUIRED BY DEED OR	
Parks, Playgrounds, Shade Trees	500.00	Self-Liquidating	179,000.00	FORECLOSURE	
Land Reclamation & Conservation	7,240.00	Other	178,000.00	Balance January 1, 1975	13,950.00
Other Recreational Services		Total	926,000.00	Transfers From Taxes or Liens	
EDUCATION (excluding schools)		EQUALIZED VALUATION BASIS		Sale for Cash (1975)	
Libraries	15,500.00	FOR NET DEBT COMPUTATION	72,471,550.00	Cancelled, Abated or Adjusted (1975)	
Other Educational Services		REAL PROPERTY VALUATIONS		Balance December 31, 1975	13,950.00
STATUTORY EXPENDITURES		Code Class # of Parcels % VAL'N		CURRENT FINANCES DECEMBER 31, 1975	
Pensions & F. I. C. A.	48,025.00	1 Vacant Land 286 6.02		ASSETS	
Employee Fringe Benefits	19,800.00	2 Residential 1268 76.92		Cash Dec. 31, 1975	981,881.87
Other Statutory Expenditures		3 Farm		Taxes Receivable	99,211.78
CETA And Other Public Employment Programs	9,700.00	4a Commercial 83 12.50		Tax Title Liens	24,287.46
MUNICIPAL FUNCTIONS TOTAL	893,021.17	4b Industrial		Foreclosed Property	13,950.00
CAPITAL IMPROVEMENTS * MEMO*	31,000.00	4c Apartments 3 4.56		Emergencies & Other Deferred Charges	24,100.00
DEBT SERVICE		Total 1640		State and Federal Aid Receivable	82,119.00
Principal Payments	17,000.00	Land Area 1.65 Sq. Miles		Other Receivables	13,382.49
Interest Payments	8,230.50	Net Valuation Taxable-Municipal	63,137,968.00	Total	1,238,932.60
DEFERRED CHARGES	19,129.50	Net Valuation Taxable-County	76,143,256.00	LIABILITIES, RESERVES, AND SURPLUS	
SCHOOL, COUNTY, SPECIAL DISTRICT TAXES	1,717,533.96	State Equalized Valuation	80,775,101.00	Cash Liabilities	745,775.43
RESERVE FOR UNCOLLECTED TAXES	228,539.13	State Equalization Ratio	78.07	Reserves for Receivables	150,831.73
EXPENDITURES TOTAL	2,883,454.26			Surplus Dec. 31, 1975	342,325.44

0103

Population 1970 **6,830**
 Population 1975 **7,420**
 S & P Rating
 Moody Rating **BAA-1**

General Tax Rate Per \$100. **2.95**
 State Equalized Tax Rate **2.39**

BRIGANTINE CITY — ATLANTIC CO.

Form of Government:

Commission (1911)

Number of Members on Governing Body 3

PER CAPITA:

Gross Debt **729.51**
 Net Debt **360.65**
 Debt Service **44.51**
 Total Tax Levy **480.21**
 Municipal Expenditures **323.70**

PER CENT:

Gross Debt **4.26**
 Net Debt **2.08**
 Tax Levy Collected **94.93**
 Tax Levy Cancelled, Abated or Adjusted **.22**

EXPENDITURES		REVENUES-REALIZED		1975 PROPERTY TAX	
GENERAL GOVERNMENT				STATE EQUALIZED TAX RATE →	
Governing Body & Public Boards		1975 Property Taxes Collected	3,387,778.71	Local District School Taxes	.68
Municipal Clerk		1975 Payments in Lieu of Taxes		Regional & Consolidated School Tax	
Financial Administration	27,800.00	Delinquent Tax & Lien Collections	202,420.95	School Taxes in Municipal Budget	.07
Assessment of Taxes	29,100.00	Business Personalty Replacement Taxes	16,357.33	County Taxes	.78
Collection of Taxes	44,900.00	Taxes from Public Utilities	166,092.48	County Library Taxes	.01
Planning, Housing & Development	1,000.00	Other Miscellaneous Tax Revenues		Local Municipal Purpose Taxes	.82
Human Resources		State Aid Revenues	2,745.00	Veteran & Senior Citizen Taxes	.04
Elections	4,000.00	Federal Aid Revenues	52,618.60	Total Taxes for Rate Computation	2.40
General Administration (other)	199,400.00	State and Local Fiscal Assistance Act Utilized	113,076.13	Special District Taxes	
JUDICIARY		Sale of Acquired Property		Bank Stock Taxes	2,827.06
Municipal Courts	16,250.00	Other Miscellaneous Revenues	228,440.11	Added and Omitted Taxes	22,392.52
PUBLIC SAFETY		Total	4,169,529.31	Total Taxes Levied - ABSTRACT	3,563,177.82
Fire Protection	302,000.00	Prior Years Surplus Appropriated	300,000.00	Total Taxes Billed	3,568,743.99
Police Protection	324,449.13	REVENUES TOTAL	4,469,529.31	1975 TAXES COLLECTED	3,387,778.71
Civil Defense & Disaster Control	600.00	Reserve For Uncollected Taxes	266,758.73	1975 Taxes Cancelled, Abated or Adjusted	7,764.78
Environmental Inspection & Control	15,000.00	CAPITAL OUTLAY TOTAL	237,289.24	Transfer to Tax Title Liens or Foreclosed	39,987.64
Other Public Safety		Public Enterprises	102,140.62	Balance Outstanding Dec. 31, 1975	133,212.86
PUBLIC WORKS		Recreation—Culture	2,931.03	PRIOR YEARS TAXES OUTSTANDING	
Streets and Drainage	310,221.00	Public Works	92,838.92	Balance January 1, 1975	221,157.89
Sewers and Sewage Processing		Buildings and Grounds	39,378.67	Collected in 1975	188,872.95
Garbage and Trash Disposal	74,000.00	Library and Education		Cancelled, Abated or Adjusted 1975	
Public Buildings and Grounds	38,700.00	Conservation		Transfers to Tax Title Liens or Foreclosed	32,161.23
Other Public Works		All Other		Balance December 31, 1975	123.71
HEALTH and WELFARE		CAPITAL DEBT AUTHORIZED, DECEMBER 31, 1975		TAX TITLE LIENS OUTSTANDING	
Health Services Except Environmental		ISSUED AND UNISSUED		Balance January 1, 1975	19,576.55
Welfare-Public Assistance	3,900.00	School	878,000.00	Transfer From Taxes	77,238.51
Hospitals, Clinics, First Aid	1,000.00	Self-liquidating	1,859,000.00	Redeemed in 1975	13,548.00
Animal, Insect, & Rodent Control	3,000.00	Other	2,676,000.00	Cancelled, Abated or Adjusted (1975)	
Other Welfare Services		Total	5,413,000.00	Transfers to Foreclosed Property	
RECREATION and CONSERVATION		ISSUED AND OUTSTANDING		Balance December 31, 1975	83,267.06
Beaches and Boardwalks	100,000.00	School	878,000.00	PROPERTY ACQUIRED BY DEED OR	
Parks, Playgrounds, Shade Trees	58,156.00	Self-Liquidating	1,859,000.00	FORECLOSURE	
Land Reclamation & Conservation	4,000.00	Other	2,670,000.00	Balance January 1, 1975	355,733.43
Other Recreational Services	2,000.00	Total	5,407,000.00	Transfers From Taxes or Liens	
EDUCATION (excluding schools)		EQUALIZED VALUATION BASIS		Sale for Cash (1975)	
Libraries	100.00	FOR NET DEBT COMPUTATION	128,825,996.33	Cancelled, Abated or Adjusted (1975)	
Other Educational Services		REAL PROPERTY VALUATIONS		Balance December 31, 1975	355,733.43
STATUTORY EXPENDITURES		Code Class # of Parcels % VAL'N		CURRENT FINANCES DECEMBER 31, 1975	
Pensions & F. I. C. A.	115,027.95	1 Vacant Land 1404 9.25	11,206,100.00	ASSETS	
Employee Fringe Benefits	30,000.00	2 Residential 3786 78.29	94,873,300.00	Cash Dec. 31, 1975	462,044.25
Other Statutory Expenditures		3 Farm		Taxes Receivable	133,336.57
CETA And Other Public Employment Programs	82,317.21	4a Commercial 131 8.77	10,627,100.00	Tax Title Liens	83,267.06
MUNICIPAL FUNCTIONS TOTAL	1,786,921.29	4b Industrial		Foreclosed Property	355,733.43
CAPITAL IMPROVEMENTS *MEMO*	2,700.00	4c Apartments 37 3.69	4,469,700.00	Emergencies & Other Deferred Charges	33,800.00
DEBT SERVICE		Total 5358	121,176,200.00	State and Federal Aid Receivable	11,745.00
Principal Payments	123,000.00	Land Area 6.39 Sq. Miles		Other Receivables	821.28
Interest Payments	207,296.25	Net Valuation Taxable-Municipal	122,087,607.00	Total	1,080,747.59
TYPE I SCHL DEBT *MEMO*	105,676.25	Net Valuation Taxable-County	135,955,963.00	LIABILITIES, RESERVES, AND SURPLUS	
DEFERRED CHARGES	17,886.98	State Equalized Valuation	150,143,180.00	Cash Liabilities	261,442.14
SCHOOL, COUNTY, SPECIAL DISTRICT TAXES	2,310,977.05	State Equalization Ratio	81.20	Reserves for Receivables	573,158.34
RESERVE FOR UNCOLLECTED TAXES	266,758.73			Surplus Dec. 31, 1975	246,147.11
EXPENDITURES TOTAL	4,712,840.30			Total	1,080,747.59

1971/3000

* ABOVE DEBT SERVICE INCLUDES TYPE I SCHOOL DEBT

0407

Population 1970 2,875
 Population 1975 2,915
 S & P Rating
 Moody Rating

General Tax Rate Per \$100. 6.17
 State Equalized Tax Rate 2.88

BROOKLAWN BOROUGH — CAMDEN CO.
 Form of Government:
 Borough Council
 Number of Members on Governing Body 6

PER CAPITA:
 Gross Debt 18.37
 Net Debt 5.33
 Debt Service .03
 Total Tax Levy 226.70
 Municipal Expenditures 109.84

PER CENT:
 Gross Debt .27
 Net Debt .08
 Tax Levy Collected 95.47
 Tax Levy Cancelled, Abated or Adjusted

EXPENDITURES		REVENUES-REALIZED		1975 PROPERTY TAX	
GENERAL GOVERNMENT				STATE EQUALIZED TAX RATE 1.59	
Governing Body & Public Boards	3,700.00	1975 Property Taxes Collected	632,379.23	Local District School Taxes	372,619.00
Municipal Clerk		1975 Payments in Lieu of Taxes		Regional & Consolidated School Tax	
Financial Administration	8,000.00	Delinquent Tax & Lien Collections	28,718.16	School Taxes in Municipal Budget	
Assessment of Taxes	2,197.57	Business Personalty Replacement Taxes	18,198.39	County Taxes	224,167.80
Collection of Taxes	3,500.00	Taxes from Public Utilities	53,360.83	County Library Taxes	5,166.88
Planning, Housing & Development		Other Miscellaneous Tax Revenues		Local Municipal Purpose Taxes	53,301.73
Human Resources	624.43	State Aid Revenues	4,122.00	Veteran & Senior Citizen Taxes	20,130.00
Elections		Federal Aid Revenues	14,514.30	Total Taxes for Rate Computation	675,385.41
General Administration (other)	28,260.80	State and Local Fiscal Assistance Act Utilized	11,348.77	Special District Taxes	
JUDICIARY		Sale of Acquired Property		Bank Stock Taxes	3,278.99
Municipal Courts	10,599.87	Other Miscellaneous Revenues	103,593.72	Added and Omitted Taxes	2,298.33
PUBLIC SAFETY		Total	866,235.40	Total Taxes Levied - ABSTRACT	660,832.73
Fire Protection	10,500.00	Prior Years Surplus Appropriated	64,000.00	Total Taxes Billed	662,361.89
Police Protection	68,252.00	REVENUES TOTAL	930,235.40	1975 TAXES COLLECTED	632,379.23
Civil Defense & Disaster Control	80.09	Reserve For Uncollected Taxes	41,246.46	1975 Taxes Cancelled, Abated or Adjusted	
Environmental Inspection & Control	3,434.00			Transfer to Tax Title Liens or Foreclosed	61.70
Other Public Safety				Balance Outstanding Dec. 31, 1975	29,920.96
PUBLIC WORKS		CAPITAL OUTLAY TOTAL		PRIOR YEARS TAXES OUTSTANDING	
Streets and Drainage	35,502.68	Public Enterprises		Balance January 1, 1975	46,254.82
Sewers and Sewage Processing	19,500.00	Recreation—Culture		Collected in 1975	28,718.16
Garbage and Trash Disposal	25,000.00	Public Works		Cancelled, Abated or Adjusted 1975	
Public Buildings and Grounds	15,589.00	Buildings and Grounds		Transfers to Tax Title Liens or Foreclosed	
Other Public Works		Library and Education		Balance December 31, 1975	17,536.66
HEALTH and WELFARE		Conservation		TAX TITLE LIENS OUTSTANDING	
Health Services Except Environmental	351.00	All Other		Balance January 1, 1975	504.21
Welfare-Public Assistance	1,341.00			Transfer From Taxes	61.70
Hospitals, Clinics, First Aid		CAPITAL DEBT AUTHORIZED, DECEMBER 31, 1975		Redeemed in 1975	
Animal, Insect, & Rodent Control		ISSUED AND UNISSUED GROSS DEBT NET DEBT		Cancelled, Abated or Adjusted (1975)	
Other Welfare Services		School		Transfers to Foreclosed Property	
RECREATION and CONSERVATION		Self-liquidating	38,000	Balance December 31, 1975	565.91
Beaches and Boardwalks		Other	15,543	PROPERTY ACQUIRED BY DEED OR FORECLOSURE	
Parks, Playgrounds, Shade Trees	6,993.26	Total	53,543	Balance January 1, 1975	94,975.00
Land Reclamation & Conservation				Transfers From Taxes or Liens	
Other Recreational Services	600.00			Sale for Cash (1975)	
EDUCATION (excluding schools)		ISSUED AND OUTSTANDING		Cancelled, Abated or Adjusted (1975)	
Libraries		School		Balance December 31, 1975	94,975.00
Other Educational Services		Self-Liquidating		CURRENT FINANCES DECEMBER 31, 1975	
STATUTORY EXPENDITURES		Other		ASSETS	
Pensions & F. I. C. A.	12,542.45	Total		Cash Dec. 31, 1975	239,487.96
Employee Fringe Benefits	3,200.00	EQUALIZED VALUATION BASIS FOR NET DEBT COMPUTATION	19,571,492.67	Taxes Receivable	47,457.62
Other Statutory Expenditures		REAL PROPERTY VALUATIONS		Tax Title Liens	565.91
CETA And Other Public Employment Programs	19,055.00	Code Class # of Parcels % VAL'N		Foreclosed Property	94,975.00
MUNICIPAL FUNCTIONS TOTAL	278,823.15	1 Vacant Land 62 1.26	135,400.00	Emergencies & Other Deferred Charges	
CAPITAL IMPROVEMENTS *MEMO*		2 Residential 649 60.14	6,484,650.00	State and Federal Aid Receivable	4,599.70
DEBT SERVICE		3 Farm		Other Receivables	52,431.00
Principal Payments		4a Commercial 65 34.18	3,685,150.00	Total	439,517.19
Interest Payments	100.00	4b Industrial 4 1.60	172,250.00	LIABILITIES, RESERVES, AND SURPLUS	
		4c Apartments 4 2.83	304,900.00	Cash Liabilities	239,170.83
		Total 784	10,782,350.00	Reserves for Receivables	195,429.53
DEFERRED CHARGES		Land Area .49 Sq. Miles		Surplus Dec. 31, 1975	4,916.83
SCHOOL, COUNTY, SPECIAL DISTRICT TAXES	601,953.68	Net Valuation Taxable-Municipal	10,954,527.00	Total	439,517.19
RESERVE FOR UNCOLLECTED TAXES	41,246.46	Net Valuation Taxable-County	20,623,571.00		
EXPENDITURES TOTAL	922,123.29	State Equalized Valuation	23,231,235.00		
		State Equalization Ratio	46.76		

0104

Population 1970 3,295
 Population 1975 3,455
 S & P Rating
 Moody Rating

General Tax Rate Per \$100. 3.22
 State Equalized Tax Rate 2.89

BUENA BOROUGH — ATLANTIC CO.

Form of Government:

Borough Council

Number of Members on Governing Body 6

PER CAPITA:

Gross Debt 678.89
 Net Debt 146.81
 Debt Service 3.27
 Total Tax Levy 310.09
 Municipal Expenditures 149.79

PER CENT:

Gross Debt 7.73
 Net Debt 1.67
 Tax Levy Collected 85.87
 Tax Levy Cancelled, Abated or Adjusted .69

EXPENDITURES		REVENUES-REALIZED		1975 PROPERTY TAX	
GENERAL GOVERNMENT				STATE EQUALIZED TAX RATE	
Governing Body & Public Boards	11,500.00	1975 Property Taxes Collected	954,762.99	Local District School Taxes	
Municipal Clerk	4,025.00	1975 Payments in Lieu of Taxes		Regional & Consolidated School Tax 1.85	672,745.13
Financial Administration	6,100.00	Delinquent Tax & Lien Collections	79,053.56	School Taxes in Municipal Budget	
Assessment of Taxes	5,000.00	Business Personalty Replacement Taxes	31,241.91	County Taxes	.76 275,310.46
Collection of Taxes	5,800.00	Taxes from Public Utilities	99,279.87	County Library Taxes	.01 4,416.60
Planning, Housing & Development	9,925.00	Other Miscellaneous Tax Revenues		Local Municipal Purpose Taxes	.20 74,421.73
Human Resources	14,250.00	State Aid Revenues	2,785.74	Veteran & Senior Citizen Taxes	.07 25,840.00
Elections		Federal Aid Revenues	31,238.24	Total Taxes for Rate Computation 2.89	1,052,733.92
General Administration (other)	23,800.00	State and Local Fiscal Assistance Act Utilized	19,377.00	Special District Taxes	28,200.00
JUDICIARY		Sale of Acquired Property		Bank Stock Taxes	6,205.07
Municipal Courts	6,300.00	Other Miscellaneous Revenues	47,296.62	Added and Omitted Taxes	10,068.71
PUBLIC SAFETY		Total	1,265,035.93	Total Taxes Levied - ABSTRACT	1,071,367.70
Fire Protection	57,225.00	Prior Years Surplus Appropriated	180,000.00	Total Taxes Billed	1,111,847.70
Police Protection	1,100.00	REVENUES TOTAL	1,445,035.93	1975 TAXES COLLECTED	954,762.99
Civil Defense & Disaster Control	4,650.00	Reserve For Uncollected Taxes	123,400.03	1975 Taxes Cancelled, Abated or Adjusted	7,676.48
Environmental Inspection & Control	12,600.00	CAPITAL OUTLAY TOTAL	374,565.81	Transfer to Tax Title Liens or Foreclosed	18,175.34
Other Public Safety				Balance Outstanding Dec. 31, 1975	131,232.89
PUBLIC WORKS				PRIOR YEARS TAXES OUTSTANDING	
Streets and Drainage	95,798.33	Public Enterprises		Balance January 1, 1975	76,966.45
Sewers and Sewage Processing	31,500.00	Recreation—Culture	19,609.00	Collected in 1975	74,040.53
Garbage and Trash Disposal	5,875.00	Public Works	354,956.81	Cancelled, Abated or Adjusted 1975	
Public Buildings and Grounds	1,000.00	Buildings and Grounds		Transfers to Tax Title Liens or Foreclosed	2,694.95
Other Public Works		Library and Education		Balance December 31, 1975	230.97
HEALTH and WELFARE		Conservation		TAX TITLE LIENS OUTSTANDING	
Health Services Except Environmental	3,100.00	All Other		Balance January 1, 1975	22,313.23
Welfare-Public Assistance	2,900.00	CAPITAL DEBT AUTHORIZED, DECEMBER 31, 1975		Transfer From Taxes	21,155.01
Hospitals, Clinics, First Aid		ISSUED AND UNISSUED GROSS DEBT NET DEBT		Redeemed in 1975	5,013.03
Animal, Insect, & Rodent Control	500.00	School 1,833,173		Cancelled, Abated or Adjusted (1975)	
Other Welfare Services		Self-Liquidating 512,400	507,241	Transfers to Foreclosed Property	
RECREATION and CONSERVATION		Other 2,345,573	507,241	Balance December 31, 1975	38,455.21
Beaches and Boardwalks		ISSUED AND OUTSTANDING		PROPERTY ACQUIRED BY DEED OR	
Parks, Playgrounds, Shade Trees		School 1,833,173.00		FORECLOSURE	
Land Reclamation & Conservation		Self-Liquidating 512,400.00		Balance January 1, 1975	
Other Recreational Services	18,500.00	Other 2,345,573.00		Transfers From Taxes or Liens	
EDUCATION (excluding schools)		Total		Sale for Cash (1975)	
Libraries				Cancelled, Abated or Adjusted (1975)	
Other Educational Services		EQUALIZED VALUATION BASIS		Balance December 31, 1975	
STATUTORY EXPENDITURES		FOR NET DEBT COMPUTATION	30,326,106.00	CURRENT FINANCES DECEMBER 31, 1975	
Pensions & F. I. C. A.	12,923.11	REAL PROPERTY VALUATIONS		ASSETS	
Employee Fringe Benefits	5,400.00	Code Class # of Parcels % VAL'N		Cash Dec. 31, 1975	238,604.35
Other Statutory Expenditures		1 Vacant Land 225 2.45	773,700.00	Taxes Receivable	131,463.86
CETA And Other Public Employment Programs	20,098.73	2 Residential 870 58.70	18,537,800.00	Tax Title Liens	38,455.21
MUNICIPAL FUNCTIONS TOTAL	359,870.17	3 Farm 255 13.41	4,234,300.00	Foreclosed Property	
CAPITAL IMPROVEMENTS *MEMO	6,000.00	4a Commercial 103 14.75	4,657,300.00	Emergencies & Other Deferred Charges	23,531.67
DEBT SERVICE		4b Industrial 7 8.01	2,528,400.00	State and Federal Aid Receivable	11,540.50
Principal Payments	8,000.00	4c Apartments 3 2.70	851,500.00	Other Receivables	4,246.80
Interest Payments	3,295.14	Total 1463	31,583,000.00	Total	447,842.39
DEFERRED CHARGES	22,964.00	Land Area 7.40 Sq. Miles		LIABILITIES, RESERVES, AND SURPLUS	
SCHOOL, COUNTY, SPECIAL DISTRICT TAXES	980,672.19	Net Valuation Taxable-Municipal	32,753,267.00	Cash Liabilities	92,220.25
RESERVE FOR UNCOLLECTED TAXES	123,400.03	Net Valuation Taxable-County	32,770,422.00	Reserves for Receivables	174,165.87
EXPENDITURES TOTAL	1,498,201.53	State Equalized Valuation	36,313,992.00	Surplus Dec. 31, 1975	181,456.27
		State Equalization Ratio	89.87	Total	447,842.39

0105

Population 1970 **4,250**
 Population 1975 **4,745**
 S & P Rating
 Moody Rating

General Tax Rate Per \$100. **4.02**
 State Equalized Tax Rate **3.16**

BUENA VISTA TOWNSHIP — ATLANTIC CO.
 Form of Government:
 Township Committee
 Number of Members on Governing Body 5

PER CAPITA:
 Gross Debt **642.42**
 Net Debt **2.11**
 Debt Service **.32**
 Total Tax Levy **446.60**
 Municipal Expenditures **180.78**

PER CENT:
 Gross Debt **5.62**
 Net Debt **.02**
 Tax Levy Collected **81.44**
 Tax Levy Cancelled, Abated or Adjusted

EXPENDITURES		REVENUES-REALIZED		1975 PROPERTY TAX	
GENERAL GOVERNMENT				STATE EQUALIZED TAX RATE	
Governing Body & Public Boards		1975 Property Taxes Collected	1,725,844.71	Local District School Taxes	
Municipal Clerk		1975 Payments in Lieu of Taxes		Regional & Consolidated School Tax	2.27
Financial Administration	10,000.00	Delinquent Tax & Lien Collections	280,416.29	School Taxes in Municipal Budget	
Assessment of Taxes	9,400.00	Business Personalty Replacement Taxes	26,164.29	County Taxes	.81
Collection of Taxes	27,200.00	Taxes from Public Utilities	213,425.75	County Library Taxes	.01
Planning, Housing & Development	7,600.00	Other Miscellaneous Tax Revenues		Local Municipal Purpose Taxes	.02
Human Resources	9,000.00	State Aid Revenues	12,457.38	Veteran & Senior Citizen Taxes	.05
Elections	1,950.00	Federal Aid Revenues		Total Taxes for Rate Computation	3.16
General Administration (other)	75,500.00	State and Local Fiscal Assistance Act Utilized	18,198.00	Special District Taxes	66,525.00
JUDICIARY		Sale of Acquired Property	23,586.00	Bank Stock Taxes	1,985.63
Municipal Courts	10,100.00	Other Miscellaneous Revenues	149,900.19	Added and Omitted Taxes	59,472.85
PUBLIC SAFETY		Total	2,449,992.61	Total Taxes Levied - ABSTRACT	2,119,107.72
Fire Protection	25,000.00	Prior Years Surplus Appropriated	300,000.00	Total Taxes Billed	2,119,107.72
Police Protection	4,300.00	REVENUES TOTAL	2,749,992.61	1975 TAXES COLLECTED	1,725,844.71
Civil Defense & Disaster Control	1,500.00	Reserve For Uncollected Taxes	424,762.61	1975 Taxes Cancelled, Abated or Adjusted	
Environmental Inspection & Control	3,100.00			Transfer to Tax Title Liens or Foreclosed	
Other Public Safety		CAPITAL OUTLAY TOTAL	7,500.00	Balance Outstanding Dec. 31, 1975	393,263.01
PUBLIC WORKS				PRIOR YEARS TAXES OUTSTANDING	
Streets and Drainage	194,721.32	Public Enterprises		Balance January 1, 1975	365,570.74
Sewers and Sewage Processing		Recreation—Culture	7,500.00	Collected in 1975	231,230.47
Garbage and Trash Disposal		Public Works		Cancelled, Abated or Adjusted 1975	
Public Buildings and Grounds		Buildings and Grounds		Transfers to Tax Title Liens or Foreclosed	
Other Public Works		Library and Education		Balance December 31, 1975	134,340.27
HEALTH and WELFARE		Conservation		TAX TITLE LIENS OUTSTANDING	
Health Services Except Environmental	3,500.00	All Other		Balance January 1, 1975	105,510.90
Welfare-Public Assistance	6,350.00	CAPITAL DEBT AUTHORIZED, DECEMBER 31, 1975		Transfer From Taxes	
Hospitals, Clinics, First Aid	800.00	ISSUED AND UNISSUED GROSS DEBT		Redeemed in 1975	49,185.82
Animal, Insect, & Rodent Control	3,500.00	School	3,038,304	Cancelled, Abated or Adjusted (1975)	
Other Welfare Services		Self-liquidating		Transfers to Foreclosed Property	
RECREATION and CONSERVATION		Other	10,000	Balance December 31, 1975	56,325.08
Beaches and Boardwalks		Total	3,048,304	PROPERTY ACQUIRED BY DEED OR	
Parks, Playgrounds, Shade Trees	15,000.00			FORECLOSURE	
Land Reclamation & Conservation		ISSUED AND OUTSTANDING		Balance January 1, 1975	175,734.99
Other Recreational Services		School	3,038,304.00	Transfers From Taxes or Liens	
EDUCATION (excluding schools)		Self-Liquidating		Sale for Cash (1975)	23,586.00
Libraries		Other		Cancelled, Abated or Adjusted (1975)	
Other Educational Services		Total	3,038,304.00	Balance December 31, 1975	152,148.99
STATUTORY EXPENDITURES		EQUALIZED VALUATION BASIS		CURRENT FINANCES DECEMBER 31, 1975	
Pensions & F. I. C. A.	15,000.00	FOR NET DEBT COMPUTATION	54,241,579.67	ASSETS	
Employee Fringe Benefits		REAL PROPERTY VALUATIONS		Cash Dec. 31, 1975	668,004.84
Other Statutory Expenditures		Code Class # of Parcels % VAL'N		Taxes Receivable	527,603.28
CETA And Other Public Employment Programs		1 Vacant Land 4346 21.65	10,782,675.00	Tax Title Liens	56,325.08
MUNICIPAL FUNCTIONS TOTAL	423,521.32	2 Residential 1539 54.49	27,134,200.00	Foreclosed Property	152,148.99
CAPITAL IMPROVEMENTS *MEMO*	50,000.00	3 Farm 496 14.49	7,218,800.00	Emergencies & Other Deferred Charges	68,107.16
DEBT SERVICE		4a Commercial 104 7.36	3,667,650.00	State and Federal Aid Receivable	36,746.74
Principal Payments	1,500.00	4b Industrial 7 2.00	996,950.00	Other Receivables	
Interest Payments		4c Apartments		Total	1,508,936.09
DEFERRED CHARGES	8,000.00	Total 6492	49,800,275.00	LIABILITIES, RESERVES, AND SURPLUS	
SCHOOL, COUNTY, SPECIAL DISTRICT TAXES	2,045,381.96	Land Area 41.83 Sq. Miles		Cash Liabilities	333,608.39
RESERVE FOR UNCOLLECTED TAXES	424,762.61	Net Valuation Taxable-Municipal	50,467,543.00	Reserves for Receivables	736,077.35
EXPENDITURES TOTAL	2,903,165.89	Net Valuation Taxable-County	60,286,511.00	Surplus Dec. 31, 1975	439,250.35
		State Equalized Valuation	63,995,697.00	Total	1,508,936.09
		State Equalization Ratio	78.64		

0305

Population 1970 **12,005**
 Population 1975 **11,730**
 S & P Rating
 Moody Rating **AA**

General Tax Rate Per \$100. **2.81**
 State Equalized Tax' Rate **1.71**

BURLINGTON CITY — BURLINGTON CO.
 Form of Government:
 Special Charter (P.L. 1851 c.149)
 Number of Members on Governing Body 12

PER CAPITA:
 Gross Debt **199.62**
 Net Debt **33.48**
 Debt Service **23.33**
 Total Tax Levy **133.31**
 Municipal Expenditures **435.34**

PER CENT:
 Gross Debt **2.91**
 Net Debt **.49**
 Tax Levy Collected **94.36**
 Tax Levy Cancelled, Abated or Adjusted **.49**

EXPENDITURES		REVENUES-REALIZED		1975 PROPERTY TAX	
GENERAL GOVERNMENT				STATE EQUALIZED TAX RATE	
Governing Body & Public Boards		1975 Property Taxes Collected	1,482,159.72	Local District School Taxes	.95
Municipal Clerk		1975 Payments in Lieu of Taxes		Regional & Consolidated School Tax	
Financial Administration	44,000.00	Delinquent Tax & Lien Collections	82,176.48	School Taxes in Municipal Budget	.07
Assessment of Taxes	18,000.00	Business Personalty Replacement Taxes	108,652.78	County Taxes	.58
Collection of Taxes	42,600.00	Taxes from Public Utilities	4,447,780.20	County Library Taxes	.02
Planning, Housing & Development	64,500.00	Other Miscellaneous Tax Revenues		Local Municipal Purpose Taxes	
Human Resources		State Aid Revenues	68,089.00	Veteran & Senior Citizen Taxes	.08
Elections		Federal Aid Revenues	299,828.17	Total Taxes for Rate Computation	1.70
General Administration (other)	247,900.00	State and Local Fiscal Assistance Act Utilized	343,292.90	Special District Taxes	
JUDICIARY		Sale of Acquired Property	54,164.48	Bank Stock Taxes	
Municipal Courts	27,100.00	Other Miscellaneous Revenues	630,106.83	Added and Omitted Taxes	
PUBLIC SAFETY		Total	7,516,250.56	Total Taxes Levied - ABSTRACT	1,563,753.92
Fire Protection	91,700.00	Prior Years Surplus Appropriated	400,761.04	Total Taxes Billed	1,570,789.52
Police Protection	602,000.00	REVENUES TOTAL	7,917,011.60	1975 TAXES COLLECTED	1,482,159.72
Civil Defense & Disaster Control	1,500.00	Reserve For Uncollected Taxes	195,000.00	1975 Taxes Cancelled, Abated or Adjusted	7,679.75
Environmental Inspection & Control	68,400.00	CAPITAL OUTLAY TOTAL	272,337.05	Transfer to Tax Title Liens or Foreclosed	4,761.59
Other Public Safety		Public Enterprises	86,665.00	Balance Outstanding Dec. 31, 1975	76,188.46
PUBLIC WORKS		Recreation—Culture	6,232.34	PRIOR YEARS TAXES OUTSTANDING	
Streets and Drainage	420,300.00	Public Works	166,944.48	Balance January 1, 1975	86,272.16
Sewers and Sewage Processing	221,972.00	Buildings and Grounds	12,495.23	Collected in 1975	78,945.59
Garbage and Trash Disposal	100,900.00	Library and Education		Cancelled, Abated or Adjusted 1975	255.47
Public Buildings and Grounds	161,320.90	Conservation		Transfers to Tax Title Liens or Foreclosed	2,762.38
Other Public Works	419,200.00	All Other		Balance December 31, 1975	4,308.72
HEALTH and WELFARE		CAPITAL DEBT AUTHORIZED, DECEMBER 31, 1975		TAX TITLE LIENS OUTSTANDING	
Health Services Except Environmental	58,600.00	ISSUED AND UNISSUED		Balance January 1, 1975	6,862.28
Welfare-Public Assistance	32,200.00	School	1,534,000	Transfer From Taxes	7,954.85
Hospitals, Clinics, First Aid		Self-liquidating	370,000	Redeemed in 1975	3,230.89
Animal, Insect, & Rodent Control	3,800.00	Other	437,500	Cancelled, Abated or Adjusted (1975)	
Other Welfare Services		Total	2,341,500	Transfers to Foreclosed Property	296.18
RECREATION and CONSERVATION		ISSUED AND OUTSTANDING		Balance December 31, 1975	11,290.06
Beaches and Boardwalks	187,300.00	School	5,116,000.00	PROPERTY ACQUIRED BY DEED OR FORECLOSURE	
Parks, Playgrounds, Shade Trees	140,000.00	Self-Liquidating	2,690,000.00	Balance January 1, 1975	709,822.21
Land Reclamation & Conservation	16,900.00	Other	1,079,100.00	Transfers From Taxes or Liens	296.18
Other Recreational Services		Total	8,885,100.00	Sale for Cash (1975)	54,164.48
EDUCATION (excluding schools)		EQUALIZED VALUATION BASIS		Cancelled, Abated or Adjusted (1975)	
Libraries	10,000.00	FOR NET DEBT COMPUTATION	80,511,306.67	Balance December 31, 1975	655,953.91
Other Educational Services	922,000.00	REAL PROPERTY VALUATIONS		CURRENT FINANCES DECEMBER 31, 1975	
STATUTORY EXPENDITURES		Code Class # of Parcels % VAL'N		ASSETS	
Pensions & F. I. C. A.	178,000.00	1 Vacant Land 405 2.12	1,165,725.00	Cash Dec. 31, 1975	4,810,305.49
Employee Fringe Benefits	88,000.00	2 Residential 3008 53.48	29,460,100.00	Taxes Receivable	80,497.18
Other Statutory Expenditures		3 Farm 2 .02	14,150.00	Tax Title Liens	11,290.06
CETA And Other Public Employment Programs	366,207.68	4a Commercial 366 24.45	13,470,825.00	Foreclosed Property	655,953.91
MUNICIPAL FUNCTIONS TOTAL	4,534,400.58	4b Industrial 15 14.67	8,082,375.00	Emergencies & Other Deferred Charges	4,000.00
CAPITAL IMPROVEMENTS *MEMO*	180,000.00	4c Apartments 15 5.25	2,892,375.00	State and Federal Aid Receivable	14,935.74
DEBT SERVICE		Total 3811	55,085,550.00	Other Receivables	316.49
Principal Payments	175,000.00	Land Area 3.44 Sq. Miles		Total	5,577,298.87
Interest Payments	98,646.00	Net Valuation Taxable-Municipal	57,794,006.00	LIABILITIES, RESERVES, AND SURPLUS	
TYPE I SCHL DEBT *MEMO	226,096.00	Net Valuation Taxable-County	91,347,981.00	Cash Liabilities	2,150,998.03
DEFERRED CHARGES	103,501.50	State Equalized Valuation	93,014,310.00	Reserves for Receivables	748,057.64
SCHOOL, COUNTY, SPECIAL DISTRICT TAXES	1,540,403.50	State Equalization Ratio	61.03	Surplus Dec. 31, 1975	2,678,243.20
RESERVE FOR UNCOLLECTED TAXES	195,000.00			Total	5,577,298.87
EXPENDITURES TOTAL	6,646,951.58				

0306

Population 1970 10,710
 Population 1975 12,290
 S & P Rating BBA+
 Moody Rating BAA-1

General Tax Rate Per \$100. 2.59
 State Equalized Tax Rate 2.65

BURLINGTON TOWNSHIP — BURLINGTON CO.
 Form of Government:
 Mayor-Council Plan E (OMCL50)
 Number of Members on Governing Body 7

PER CAPITA:
 Gross Debt 1,125.64
 Net Debt 715.17
 Debt Service 27.80
 Total Tax Levy 327.87
 Municipal Expenditures 238.18

PER CENT:
 Gross Debt 9.78
 Net Debt 6.21
 Tax Levy Collected 94.25
 Tax Levy Cancelled, Abated or Adjusted 1.39

EXPENDITURES		REVENUES-REALIZED		1975 PROPERTY TAX	
GENERAL GOVERNMENT				STATE EQUALIZED TAX RATE	
Governing Body & Public Boards	21,050.00	1975 Property Taxes Collected	3,811,977.80	Local District School Taxes	1.91 2,896,812.22
Municipal Clerk	41,400.00	1975 Payments in Lieu of Taxes		Regional & Consolidated School Tax	
Financial Administration	31,000.00	Delinquent Tax & Lien Collections	136,342.52	School Taxes in Municipal Budget	.06 90,787.50
Assessment of Taxes	14,050.00	Business Personality Replacement Taxes	279,869.51	County Taxes	.61 931,313.25
Collection of Taxes	63,600.00	Taxes from Public Utilities	1,571,289.00	County Library Taxes	.03 38,308.96
Planning, Housing & Development	51,499.50	Other Miscellaneous Tax Revenues		Local Municipal Purpose Taxes	
Human Resources	1,000.00	State Aid Revenues	57,136.60	Veteran & Senior Citizen Taxes	.04 58,070.00
Elections		Federal Aid Revenues	100,397.73	Total Taxes for Rate Computation	2.65 4,015,291.93
General Administration (other)	162,625.00	State and Local Fiscal Assistance Act Utilized	190,734.00	Special District Taxes	
JUDICIARY		Sale of Acquired Property		Bank Stock Taxes	3,714.60
Municipal Courts	27,700.00	Other Miscellaneous Revenues	203,318.52	Added and Omitted Taxes	68,533.99
PUBLIC SAFETY		Total	6,351,065.68	Total Taxes Levied - ABSTRACT	4,029,470.52
Fire Protection	80,750.00	Prior Years Surplus Appropriated	600,000.00	Total Taxes Billed	4,044,383.13
Police Protection	487,879.00	REVENUES TOTAL	6,951,065.68	1975 TAXES COLLECTED	3,811,977.80
Civil Defense & Disaster Control	1,500.00	Reserve For Uncollected Taxes	193,868.00	1975 Taxes Cancelled, Abated or Adjusted	56,333.00
Environmental Inspection & Control	700.50	CAPITAL OUTLAY TOTAL	662,196.53	Transfer to Tax Title Liens or Foreclosed	496.49
Other Public Safety				Balance Outstanding Dec. 31, 1975	175,575.84
PUBLIC WORKS				PRIOR YEARS TAXES OUTSTANDING	
Streets and Drainage	221,450.00	Public Enterprises	397,697.78	Balance January 1, 1975	134,018.32
Sewers and Sewage Processing		Recreation—Culture		Collected in 1975	133,741.12
Garbage and Trash Disposal	104,500.00	Public Works	263,366.45	Cancelled, Abated or Adjusted 1975	28.08
Public Buildings and Grounds	80,575.00	Buildings and Grounds	1,132.30	Transfers to Tax Title Liens or Foreclosed	249.12
Other Public Works	49,500.00	Library and Education		Balance December 31, 1975	
HEALTH and WELFARE		Conservation		TAX TITLE LIENS OUTSTANDING	
Health Services Except Environmental	7,050.00	All Other		Balance January 1, 1975	2,654.04
Welfare-Public Assistance	12,300.00	CAPITAL DEBT AUTHORIZED, DECEMBER 31, 1975		Transfer From Taxes	782.88
Hospitals, Clinics, First Aid		ISSUED AND UNISSUED		Redeemed in 1975	2,601.40
Animal, Insect, & Rodent Control		School	3,582,000	Cancelled, Abated or Adjusted (1975)	
Other Welfare Services		Self-liquidating	7,139,000	Transfers to Foreclosed Property	
RECREATION and CONSERVATION		Other	3,113,100	Balance December 31, 1975	835.52
Beaches and Boardwalks		Total	13,834,100	PROPERTY ACQUIRED BY DEED OR	
Parks, Playgrounds, Shade Trees				FORECLOSURE	
Land Reclamation & Conservation	500.00	ISSUED AND OUTSTANDING		Balance January 1, 1975	12,250.50
Other Recreational Services	69,450.00	School	3,582,000.00	Transfers From Taxes or Liens	
EDUCATION (excluding schools)		Self-Liquidating	5,525,000.00	Sale for Cash (1975)	
Libraries		Other	1,389,100.00	Cancelled, Abated or Adjusted (1975)	
Other Educational Services		Total	10,496,100.00	Balance December 31, 1975	12,250.50
STATUTORY EXPENDITURES		EQUALIZED VALUATION BASIS		CURRENT FINANCES DECEMBER 31, 1975	
Pensions & F. I. C. A.	74,561.04	FOR NET DEBT COMPUTATION	141,516,416.33	ASSETS	
Employee Fringe Benefits	32,800.00	REAL PROPERTY VALUATIONS		Cash Dec. 31, 1975	2,138,695.78
Other Statutory Expenditures		Code Class # of Parcels % VAL'N		Taxes Receivable	175,575.84
CETA And Other Public Employment Programs	113,594.00	1 Vacant Land 366 6.58	10,158,100.00	Tax Title Liens	835.52
MUNICIPAL FUNCTIONS TOTAL	1,751,034.04	2 Residential 2376 46.38	71,618,200.00	Foreclosed Property	12,250.50
CAPITAL IMPROVEMENTS *MEMO*	10,000.00	3 Farm 159 3.12	4,808,300.00	Emergencies & Other Deferred Charges	106,400.00
DEBT SERVICE		4a Commercial 121 15.52	23,972,700.00	State and Federal Aid Receivable	43,303.34
Principal Payments	200,800.00	4b Industrial 31 17.32	26,741,550.00	Other Receivables	15,384.98
Interest Payments	140,842.50	4c Apartments 13 11.09	17,119,400.00	Total	2,492,445.96
TYPE I SCHL DEBT *MEMO*	160,292.50	Total 3066	154,418,250.00	LIABILITIES, RESERVES, AND SURPLUS	
DEFERRED CHARGES	640,722.12	Land Area 14.20 Sq. Miles		Cash Liabilities	1,801,338.02
SCHOOL, COUNTY, SPECIAL DISTRICT TAXES	3,957,221.93	Net Valuation Taxable-Municipal	155,565,179.00	Reserves for Receivables	204,046.84
RESERVE FOR UNCOLLECTED TAXES	193,868.00	Net Valuation Taxable-County	155,767,841.00	Surplus Dec. 31, 1975	487,061.10
EXPENDITURES TOTAL	6,884,488.59	State Equalized Valuation	151,688,501.00	Total	2,492,445.96
		State Equalization Ratio	102.58		

1403

Population 1970 **7,075**
 Population 1975 **7,665**
 S & P Rating **B8B+**
 Moody Rating **A**

General Tax Rate Per \$100. **4.72**
 State Equalized Tax Rate **3.17**

BUTLER BOROUGH — MORRIS CO.

Form of Government:

Borough Council

Number of Members on Governing Body 6

PER CAPITA:

Gross Debt **646.18**
 Net Debt **341.13**
 Debt Service **14.54**
 Total Tax Levy **420.05**
 Municipal Expenditures **202.96**

PER CENT:

Gross Debt **5.47**
 Net Debt **2.89**
 Tax Levy Collected **94.94**
 Tax Levy Cancelled, Abated or Adjusted **.03**

EXPENDITURES		REVENUES-REALIZED		1975 PROPERTY TAX	
GENERAL GOVERNMENT				STATE EQUALIZED TAX RATE 3.17	
Governing Body & Public Boards		1975 Property Taxes Collected	3,063,245.66	Local District School Taxes	2.38
Municipal Clerk		1975 Payments in Lieu of Taxes		Regional & Consolidated School Tax	
Financial Administration		Delinquent Tax & Lien Collections	113,188.90	School Taxes in Municipal Budget	
Assessment of Taxes	19,285.00	Business Personalty Replacement Taxes	147,931.99	County Taxes	.43
Collection of Taxes	21,167.00	Taxes from Public Utilities	198,854.84	County Library Taxes	.03
Planning, Housing & Development	34,450.00	Other Miscellaneous Tax Revenues		Local Municipal Purpose Taxes	.29
Human Resources	7,150.00	State Aid Revenues	7,797.50	Veteran & Senior Citizen Taxes	.04
Elections		Federal Aid Revenues	41,316.93	Total Taxes for Rate Computation	3.17
General Administration (other)	76,257.89	State and Local Fiscal Assistance Act Utilized	102,371.15	Special District Taxes	
JUDICIARY		Sale of Acquired Property		Bank Stock Taxes	1,930.09
Municipal Courts	14,000.00	Other Miscellaneous Revenues	222,339.82	Added and Omitted Taxes	16,768.42
PUBLIC SAFETY		Total	3,897,046.79	Total Taxes Levied - ABSTRACT	3,219,674.56
Fire Protection	31,507.53	Prior Years Surplus Appropriated	400,000.00	Total Taxes Billed	3,226,510.41
Police Protection	264,975.00	REVENUES TOTAL	4,297,046.79	1975 TAXES COLLECTED	3,063,245.66
Civil Defense & Disaster Control	1,515.00	Reserve For Uncollected Taxes	273,044.22	1975 Taxes Cancelled, Abated or Adjusted	863.60
Environmental Inspection & Control	25,100.00	CAPITAL OUTLAY TOTAL	541,620.22	Transfer to Tax Title Liens or Foreclosed	9,296.52
Other Public Safety		Public Enterprises	168,709.36	Balance Outstanding Dec. 31, 1975	153,104.63
PUBLIC WORKS		Recreation—Culture		PRIOR YEARS TAXES OUTSTANDING	
Streets and Drainage	145,008.52	Public Works	216,544.49	Balance January 1, 1975	112,370.66
Sewers and Sewage Processing	77,000.00	Buildings and Grounds	156,366.37	Collected in 1975	112,149.40
Garbage and Trash Disposal	164,000.00	Library and Education		Cancelled, Abated or Adjusted 1975	
Public Buildings and Grounds	24,600.00	Conservation		Transfers to Tax Title Liens or Foreclosed	221.26
Other Public Works	3,500.00	All Other		Balance December 31, 1975	
HEALTH and WELFARE		CAPITAL DEBT AUTHORIZED, DECEMBER 31, 1975		TAX TITLE LIENS OUTSTANDING	
Health Services Except Environmental	22,300.00	ISSUED AND UNISSUED		Balance January 1, 1975	32,880.82
Welfare-Public Assistance	3,400.00	School	1,817,000	Transfer From Taxes	9,542.35
Hospitals, Clinics, First Aid	7,500.00	Self-liquidating	1,496,500	Redeemed in 1975	1,039.50
Animal, Insect, & Rodent Control		Other	1,639,500	Cancelled, Abated or Adjusted (1975)	111.86
Other Welfare Services	1,300.00	Total	4,953,000	Transfers to Foreclosed Property	4,651.66
RECREATION and CONSERVATION		ISSUED AND OUTSTANDING		Balance December 31, 1975	36,620.15
Beaches and Boardwalks		School	1,817,000.00	PROPERTY ACQUIRED BY DEED OR	
Parks, Playgrounds, Shade Trees	4,400.00	Self-Liquidating	1,495,000.00	FORECLOSURE	
Land Reclamation & Conservation		Other	1,639,500.00	Balance January 1, 1975	55,098.34
Other Recreational Services	57,470.00	Total	4,951,500.00	Transfers From Taxes or Liens	4,651.66
EDUCATION (excluding schools)		EQUALIZED VALUATION BASIS		Sale for Cash (1975)	
Libraries	28,000.00	FOR NET DEBT COMPUTATION	90,598,869.33	Cancelled, Abated or Adjusted (1975)	
Other Educational Services		REAL PROPERTY VALUATIONS		Balance December 31, 1975	59,750.00
STATUTORY EXPENDITURES		Code Class # of Parcels % VAL'N		CURRENT FINANCES DECEMBER 31, 1975	
Pensions & F. I. C. A.	41,200.00	1 Vacant Land 184 2.81	1,915,960.00	ASSETS	
Employee Fringe Benefits	17,560.63	2 Residential 1896 72.34	49,375,300.00	Cash Dec. 31, 1975	1,865,621.98
Other Statutory Expenditures		3 Farm		Taxes Receivable	153,104.63
CETA And Other Public Employment Programs	45,662.93	4a Commercial 111 12.35	8,429,700.00	Tax Title Liens	36,620.15
MUNICIPAL FUNCTIONS TOTAL	1,138,309.50	4b Industrial 21 8.06	5,503,500.00	Foreclosed Property	59,750.00
CAPITAL IMPROVEMENTS *MEMO	27,000.00	4c Apartments 5 4.44	3,029,500.00	Emergencies & Other Deferred Charges	42,177.14
DEBT SERVICE		Total 2217	68,253,960.00	State and Federal Aid Receivable	7,885.17
Principal Payments	45,000.00	Land Area 1.97 Sq. Miles		Other Receivables	8,002.03
Interest Payments	66,433.00	Net Valuation Taxable-Municipal	68,850,676.00	Total	2,173,161.10
DEFERRED CHARGES	32,919.15	Net Valuation Taxable-County	106,979,798.00	LIABILITIES, RESERVES, AND SURPLUS	
SCHOOL, COUNTY, SPECIAL DISTRICT TAXES	2,908,209.99	State Equalized Valuation	102,096,830.00	Cash Liabilities	150,707.47
RESERVE FOR UNCOLLECTED TAXES	273,044.22	State Equalization Ratio	67.25	Reserves for Receivables	257,476.81
EXPENDITURES TOTAL	4,463,915.86			Surplus Dec. 31, 1975	1,764,976.82

1904

Population 1970 **4,620**
 Population 1975 **5,265**
 S & P Rating
 Moody Rating

General Tax Rate Per \$100. **3.87**
 State Equalized Tax Rate **3.47**

BYRAM TOWNSHIP — SUSSEX CO.

Form of Government:

Township Committee

Number of Members on Governing Body 5

PER CAPITA:

Gross Debt **929.64**
 Net Debt **69.33**
 Debt Service **5.91**
 Total Tax Levy **612.84**
 Municipal Expenditures **245.20**

PER CENT:

Gross Debt **6.15**
 Net Debt **.46**
 Tax Levy Collected **89.85**
 Tax Levy Cancelled, Abated or Adjusted **1.63**

EXPENDITURES		REVENUES-REALIZED		1975 PROPERTY TAX	
GENERAL GOVERNMENT				STATE EQUALIZED TAX RATE	
Governing Body & Public Boards				Local District School Taxes	1.38
Municipal Clerk				Regional & Consolidated School Tax	.87
Financial Administration	18,072.45	1975 Property Taxes Collected	2,905,492.27	School Taxes in Municipal Budget	
Assessment of Taxes	11,657.55	1975 Payments in Lieu of Taxes	15,592.84	County Taxes	.64
Collection of Taxes	26,676.90	Delinquent Tax & Lien Collections	285,241.37	County Library Taxes	.03
Planning, Housing & Development	17,234.72	Business Personality Replacement Taxes	24,445.91	Local Municipal Purpose Taxes	.54
Human Resources		Taxes from Public Utilities	112,164.12	Veteran & Senior Citizen Taxes	.03
Elections	2,558.23	Other Miscellaneous Tax Revenues		Total Taxes for Rate Computation	3.49
General Administration (other)	112,857.84	State Aid Revenues	1,985.00	Special District Taxes	
JUDICIARY		Federal Aid Revenues		Bank Stock Taxes	1,063.43
Municipal Courts	12,863.81	State and Local Fiscal Assistance Act Utilized	90,930.00	Added and Omitted Taxes	73,546.78
PUBLIC SAFETY		Sale of Acquired Property		Total Taxes Levied - ABSTRACT	3,226,623.56
Fire Protection	30,227.00	Other Miscellaneous Revenues	169,109.84	Total Taxes Billed	3,233,725.53
Police Protection	163,308.95	Total	3,604,961.35	1975 TAXES COLLECTED	2,905,492.27
Civil Defense & Disaster Control	2,228.51	Prior Years Surplus Appropriated	222,000.00	1975 Taxes Cancelled, Abated or Adjusted	52,599.71
Environmental Inspection & Control	11,332.13	REVENUES TOTAL	3,826,961.35	Transfer to Tax Title Liens or Foreclosed	55,265.54
Other Public Safety		Reserve For Uncollected Taxes	415,175.08	Balance Outstanding Dec. 31, 1975	220,368.01
PUBLIC WORKS		CAPITAL OUTLAY TOTAL	7,171.99	PRIOR YEARS TAXES OUTSTANDING	
Streets and Drainage	276,609.45	Public Enterprises		Balance January 1, 1975	286,225.81
Sewers and Sewage Processing		Recreation—Culture		Collected in 1975	182,145.76
Garbage and Trash Disposal	4,528.90	Public Works	5,971.99	Cancelled, Abated or Adjusted 1975	31,621.48
Public Buildings and Grounds	13,022.57	Buildings and Grounds	1,200.00	Transfers to Tax Title Liens or Foreclosed	15,156.95
Other Public Works		Library and Education		Balance December 31, 1975	57,301.62
HEALTH and WELFARE		Conservation		TAX TITLE LIENS OUTSTANDING	
Health Services Except Environmental	9,362.30	All Other		Balance January 1, 1975	222,114.40
Welfare-Public Assistance	2,515.18	CAPITAL DEBT AUTHORIZED, DECEMBER 31, 1975		Transfer From Taxes	71,343.17
Hospitals, Clinics, First Aid	800.00	ISSUED AND UNISSUED GROSS DEBT		Redeemed in 1975	103,095.61
Animal, Insect, & Rodent Control	7,600.00	School	4,529,566.00	Cancelled, Abated or Adjusted (1975)	
Other Welfare Services		Self-liquidating		Transfers to Foreclosed Property	76,813.28
RECREATION and CONSERVATION		Other	365,000.00	Balance December 31, 1975	113,548.68
Beaches and Boardwalks		Total	4,894,566.00	PROPERTY ACQUIRED BY DEED OR FORECLOSURE	
Parks, Playgrounds, Shade Trees	32,812.29	ISSUED AND OUTSTANDING		Balance January 1, 1975	210,886.72
Land Reclamation & Conservation	7,425.00	School	4,529,566.00	Transfers From Taxes or Liens	76,813.28
Other Recreational Services	5,000.00	Self-Liquidating		Sale for Cash (1975)	
EDUCATION (excluding schools)		Other	301,000.00	Cancelled, Abated or Adjusted (1975)	74,500.00
Libraries		Total	4,830,566.00	Balance December 31, 1975	213,200.00
Other Educational Services		EQUALIZED VALUATION BASIS		CURRENT FINANCES DECEMBER 31, 1975	
STATUTORY EXPENDITURES		FOR NET DEBT COMPUTATION	79,567,077.33	ASSETS	
Pensions & F. I. C. A.	31,000.00	REAL PROPERTY VALUATIONS		Cash Dec. 31, 1975	497,432.21
Employee Fringe Benefits	15,026.07	Code Class # of Parcels % VAL'N		Taxes Receivable	277,669.63
Other Statutory Expenditures		1 Vacant Land 1517 13.62	11,103,100.00	Tax Title Liens	113,548.68
CETA And Other Public Employment Programs		2 Residential 2212 80.21	65,370,850.00	Foreclosed Property	213,200.00
MUNICIPAL FUNCTIONS TOTAL	814,719.85	3 Farm 19 .10	77,800.00	Emergencies & Other Deferred Charges	5,940.00
CAPITAL IMPROVEMENTS *MEMO*	30,000.00	4a Commercial 60 5.56	4,531,500.00	State and Federal Aid Receivable	
DEBT SERVICE		4b Industrial 10 .39	315,100.00	Other Receivables	84,517.26
Principal Payments	15,000.00	4c Apartments 2 .13	105,700.00	Total	1,192,307.78
Interest Payments	16,116.00	Total 3820	81,504,050.00	LIABILITIES, RESERVES, AND SURPLUS	
DEFERRED CHARGES	29,984.17	Land Area 20.60 Sq. Miles		Cash Liabilities	182,629.28
SCHOOL, COUNTY, SPECIAL DISTRICT TAXES	2,659,425.78	Net Valuation Taxable-Municipal	82,080,044.00	Reserves for Receivables	688,935.57
RESERVE FOR UNCOLLECTED TAXES	415,175.08	Net Valuation Taxable-County	83,973,669.00	Surplus Dec. 31, 1975	320,742.93
EXPENDITURES TOTAL	3,950,420.88	State Equalized Valuation	91,327,903.00	Total	1,192,307.78
		State Equalization Ratio	89.81		

0703

Population 1970 8,685
 Population 1975 8,710
 S & P Rating
 Moody Rating A

General Tax Rate Per \$100. 6.11
 State Equalized Tax Rate 4.27

CALDWELL BOROUGH — ESSEX CO.

Form of Government:
 Borough Council
 Number of Members on Governing Body 6

PER CAPITA:
 Gross Debt 452.45
 Net Debt 278.56
 Debt Service 15.44
 Total Tax Levy 512.84
 Municipal Expenditures 215.65

PER CENT:
 Gross Debt 4.17
 Net Debt 2.57
 Tax Levy Collected 95.42
 Tax Levy Cancelled, Abated or Adjusted .62

EXPENDITURES		REVENUES-REALIZED		1975 PROPERTY TAX	
GENERAL GOVERNMENT				STATE EQUALIZED TAX RATE	
Governing Body & Public Boards	400.00	1975 Property Taxes Collected	4,268,808.92	Local District School Taxes 2.02	2,118,657.63
Municipal Clerk		1975 Payments in Lieu of Taxes		Regional & Consolidated School Tax	
Financial Administration	32,526.45	Delinquent Tax & Lien Collections	132,631.61	School Taxes in Municipal Budget	
Assessment of Taxes	45,321.43	Business Personalty Replacement Taxes	92,840.15	County Taxes 1.26	1,319,444.83
Collection of Taxes	15,163.29	Taxes from Public Utilities	212,535.22	County Library Taxes	
Planning, Housing & Development		Other Miscellaneous Tax Revenues		Local Municipal Purpose Taxes .96	1,005,175.61
Human Resources	16,500.00	State Aid Revenues	1,827.00	Veteran & Senior Citizen Taxes .03	33,225.00
Elections	1,292.26	Federal Aid Revenues		Total Taxes for Rate Computation 4.27	4,476,503.07
General Administration (other)	109,808.73	State and Local Fiscal Assistance Act Utilized	54,562.17	Special District Taxes	
JUDICIARY		Sale of Acquired Property		Bank Stock Taxes	12,117.07
Municipal Courts	14,015.00	Other Miscellaneous Revenues	223,871.63	Added and Omitted Taxes	11,401.26
PUBLIC SAFETY		Total	4,987,076.70	Total Taxes Levied - ABSTRACT	4,466,796.40
Fire Protection	31,556.00	Prior Years Surplus Appropriated	228,350.00	Total Taxes Billed	4,473,751.38
Police Protection	493,121.42	REVENUES TOTAL	5,215,426.70	1975 TAXES COLLECTED	4,268,808.92
Civil Defense & Disaster Control	525.00	Reserve For Uncollected Taxes	201,838.17	1975 Taxes Cancelled, Abated or Adjusted	27,714.34
Environmental Inspection & Control	15,718.00	CAPITAL OUTLAY TOTAL	197,654.10	Transfer to Tax Title Liens or Foreclosed	77,303.72
Other Public Safety				Balance Outstanding Dec. 31, 1975	99,924.40
PUBLIC WORKS				PRIOR YEARS TAXES OUTSTANDING	
Streets and Drainage	216,226.30	Public Enterprises		Balance January 1, 1975	136,811.48
Sewers and Sewage Processing		Recreation—Culture	4,384.65	Collected in 1975	105,258.20
Garbage and Trash Disposal	63,917.93	Public Works	119,216.58	Cancelled, Abated or Adjusted 1975	792.18
Public Buildings and Grounds	39,994.06	Buildings and Grounds	74,052.87	Transfers to Tax Title Liens or Foreclosed	30,761.10
Other Public Works		Library and Education		Balance December 31, 1975	
HEALTH and WELFARE		Conservation		TAX TITLE LIENS OUTSTANDING	
Health Services Except Environmental	29,480.02	All Other		Balance January 1, 1975	27,808.02
Welfare-Public Assistance	24,381.00	CAPITAL DEBT AUTHORIZED, DECEMBER 31, 1975		Transfer From Taxes	108,169.10
Hospitals, Clinics, First Aid		ISSUED AND UNISSUED		Redeemed in 1975	27,373.41
Animal, Insect, & Rodent Control		School	1,514,560	Cancelled, Abated or Adjusted (1975)	
Other Welfare Services		Self-liquidating		Transfers to Foreclosed Property	
RECREATION and CONSERVATION		Other	2,426,250	Balance December 31, 1975	108,603.71
Beaches and Boardwalks		Total	3,940,810	PROPERTY ACQUIRED BY DEED OR	
Parks, Playgrounds, Shade Trees				FORECLOSURE	
Land Reclamation & Conservation	6,000.00	ISSUED AND OUTSTANDING		Balance January 1, 1975	100.00
Other Recreational Services	85,480.00	School	1,514,560.00	Transfers From Taxes or Liens	
EDUCATION (excluding schools)		Self-Liquidating		Sale for Cash (1975)	
Libraries	69,594.00	Other	1,841,286.00	Cancelled, Abated or Adjusted (1975)	
Other Educational Services		Total	3,355,846.00	Balance December 31, 1975	100.00
STATUTORY EXPENDITURES		EQUALIZED VALUATION BASIS		CURRENT FINANCES DECEMBER 31, 1975	
Pensions & F. I. C. A.	108,763.43	FOR NET DEBT COMPUTATION	94,467,551.67	ASSETS	
Employee Fringe Benefits	29,714.12	REAL PROPERTY VALUATIONS		Cash Dec. 31, 1975	257,308.26
Other Statutory Expenditures		Code Class # of Parcels % VAL'N	ASSESSED VALUATION	Taxes Receivable	99,924.40
CETA And Other Public Employment Programs		1 Vacant Land 46 .95	676,000.00	Tax Title Liens	108,603.71
MUNICIPAL FUNCTIONS TOTAL	1,449,498.44	2 Residential 1487 64.16	45,505,700.00	Foreclosed Property	100.00
CAPITAL IMPROVEMENTS *MEMO*		3 Farm		Emergencies & Other Deferred Charges	25,700.00
DEBT SERVICE		4a Commercial 193 18.63	13,213,200.00	State and Federal Aid Receivable	9,792.72
Principal Payments	87,500.00	4b Industrial		Other Receivables	2,826.31
Interest Payments	46,940.75	4c Apartments 24 16.26	11,534,100.00	Total	504,255.40
		Total 1750	70,929,000.00	LIABILITIES, RESERVES, AND SURPLUS	
DEFERRED CHARGES	92,533.05	Land Area 1.20 Sq. Miles		Cash Liabilities	143,760.67
SCHOOL, COUNTY, SPECIAL DISTRICT TAXES	3,438,102.46	Net Valuation Taxable-Municipal	73,360,500.00	Reserves for Receivables	210,808.42
RESERVE FOR UNCOLLECTED TAXES	201,838.17	Net Valuation Taxable-County	100,115,713.00	Surplus Dec. 31, 1975	149,686.31
EXPENDITURES TOTAL	5,316,412.87	State Equalized Valuation	103,702,475.00	Total	504,255.40
		State Equalization Ratio	70.04		

1004

Population 1970
Population 1975
S & P Rating
Moody Rating

970
1,040

General Tax Rate Per \$100.
4.29
State Equalized Tax Rate
3.43

CALIFON BOROUGH — HUNTERDON CO.

Form of Government:
Borough Council
Number of Members on Governing Body 6

PER CAPITA:
Gross Debt 555.05
Net Debt 5.77
Debt Service 3.23
Total Tax Levy 518.80
Municipal Expenditures 199.27
PER CENT:
Gross Debt 4.24
Net Debt .04
Tax Levy Collected 91.14
Tax Levy Cancelled, Abated or Adjusted 1.04

EXPENDITURES		REVENUES-REALIZED		1975 PROPERTY TAX	
GENERAL GOVERNMENT				STATE EQUALIZED TAX RATE	
Governing Body & Public Boards		1975 Property Taxes Collected	492,123.69	Local District School Taxes	1.30
Municipal Clerk		1975 Payments in Lieu of Taxes		Regional & Consolidated School Tax	1.15
Financial Administration	3,400.00	Delinquent Tax & Lien Collections	59,827.03	School Taxes in Municipal Budget	
Assessment of Taxes	2,170.00	Business Personality Replacement Taxes	9,508.00	County Taxes	.40
Collection of Taxes	2,350.00	Taxes from Public Utilities	24,668.02	County Library Taxes	.02
Planning, Housing & Development	3,200.00	Other Miscellaneous Tax Revenues		Local Municipal Purpose Taxes	.52
Human Resources	200.00	State Aid Revenues	404.00	Veteran & Senior Citizen Taxes	.04
Elections		Federal Aid Revenues		Total Taxes for Rate Computation	3.43
General Administration (other)	19,941.00	State and Local Fiscal Assistance Act Utilized	2,499.00	Special District Taxes	
JUDICIARY		Sale of Acquired Property		Bank Stock Taxes	2,822.92
Municipal Courts	3,096.05	Other Miscellaneous Revenues	20,847.61	Added and Omitted Taxes	2,650.19
PUBLIC SAFETY		Total	609,877.35	Total Taxes Levied - ABSTRACT	539,547.69
Fire Protection	5,000.00	Prior Years Surplus Appropriated	20,400.00	Total Taxes Billed	539,944.39
Police Protection	37,841.08	REVENUES TOTAL	630,277.35	1975 TAXES COLLECTED	492,123.69
Civil Defense & Disaster Control		Reserve For Uncollected Taxes	65,911.23	1975 Taxes Cancelled, Abated or Adjusted	5,625.46
Environmental Inspection & Control	450.00	CAPITAL OUTLAY TOTAL	21,190.59	Transfer to Tax Title Liens or Foreclosed Balance Outstanding Dec. 31, 1975	42,195.24
Other Public Safety				PRIOR YEARS TAXES OUTSTANDING	
PUBLIC WORKS		Public Enterprises		Balance January 1, 1975	64,474.46
Streets and Drainage	25,144.46	Recreation—Culture		Collected in 1975	59,827.03
Sewers and Sewage Processing		Public Works	21,190.59	Cancelled, Abated or Adjusted 1975	4,200.14
Garbage and Trash Disposal	10,493.38	Buildings and Grounds		Transfers to Tax Title Liens, or Foreclosed Balance December 31, 1975	447.29
Public Buildings and Grounds	9,099.00	Library and Education		TAX TITLE LIENS OUTSTANDING	
Other Public Works		Conservation		Balance January 1, 1975	
HEALTH and WELFARE		All Other		Transfer From Taxes	
Health Services Except Environmental	775.00	CAPITAL DEBT AUTHORIZED, DECEMBER 31, 1975		Redeemed in 1975	
Welfare—Public Assistance	1,100.00	ISSUED AND UNISSUED GROSS DEBT NET DEBT		Cancelled, Abated or Adjusted (1975)	
Hospitals, Clinics, First Aid		School	571,249	Transfers to Foreclosed Property	
Animal, Insect, & Rodent Control	450.00	Self-liquidating		Balance December 31, 1975	
Other Welfare Services		Other	6,000	PROPERTY ACQUIRED BY DEED OR FORECLOSURE	
RECREATION and CONSERVATION		Total	577,249	Balance January 1, 1975	
Beaches and Boardwalks		ISSUED AND OUTSTANDING		Transfers From Taxes or Liens	
Parks, Playgrounds, Shade Trees	1,850.00	School	493,649.00	Sale for Cash (1975)	
Land Reclamation & Conservation	400.00	Self-Liquidating		Cancelled, Abated or Adjusted (1975)	
Other Recreational Services		Other	6,000.00	Balance December 31, 1975	
EDUCATION (excluding schools)		Total	499,649.00	CURRENT FINANCES DECEMBER 31, 1975	
Libraries		EQUALIZED VALUATION BASIS		ASSETS	
Other Educational Services		FOR NET DEBT COMPUTATION	13,620,738.00	Cash Dec. 31, 1975	215,068.41
STATUTORY EXPENDITURES		REAL PROPERTY VALUATIONS		Taxes Receivable	42,642.53
Pensions & F. I. C. A.	4,543.10	Code Class # of Parcels % VAL'N		Tax Title Liens	
Employee Fringe Benefits	2,000.00	1 Vacant Land 93 4.91	599,000.00	Foreclosed Property	
Other Statutory Expenditures		2 Residential 313 82.47	10,060,610.00	Emergencies & Other Deferred Charges	3,669.19
CETA And Other Public Employment Programs		3 Farm 6 1.66	203,050.00	State and Federal Aid Receivable	26,229.65
MUNICIPAL FUNCTIONS TOTAL	133,503.07	4a Commercial 31 9.42	1,149,500.00	Other Receivables	19,057.23
CAPITAL IMPROVEMENTS *MEMO*		4b Industrial 5 .64	77,700.00	Total	306,667.01
DEBT SERVICE		4c Apartments 2 .90	109,600.00	LIABILITIES, RESERVES, AND SURPLUS	
Principal Payments	3,000.00	Total	12,199,460.00	Cash Liabilities	185,174.01
Interest Payments	356.62	Land Area .90 Sq. Miles		Reserves for Receivables	61,699.76
DEFERRED CHARGES	4,471.86	Net Valuation Taxable-Municipal	12,606,787.00	Surplus Dec. 31, 1975	59,793.24
SCHOOL, COUNTY, SPECIAL DISTRICT TAXES	452,102.97	Net Valuation Taxable-County	14,628,538.00	Total	306,667.01
RESERVE FOR UNCOLLECTED TAXES	65,911.23	State Equalized Valuation	15,654,802.00		
EXPENDITURES TOTAL	659,345.75	State Equalization Ratio	80.01		

0408

Population 1970 **102,780**
 Population 1975 **105,600**
 S & P Rating **B88**
 Moody Rating **BAA**

General Tax Rate Per \$100. **7.86**
 State Equalized Tax Rate **5.29**

CAMDEN CITY — CAMDEN CO.

Form of Government:

Mayor-Council Plan B (OMCL50)

Number of Members on Governing Body 7

PER CAPITA:

Gross Debt **416.86**
 Net Debt **59.96**
 Debt Service **4.78**
 Total Tax Levy **217.02**
 Municipal Expenditures **325.54**

PER CENT:

Gross Debt **11.87**
 Net Debt **1.71**
 Tax Levy Collected **86.68**
 Tax Levy Cancelled, Abated or Adjusted **2.56**

EXPENDITURES		REVENUES-REALIZED		1975 PROPERTY TAX	
GENERAL GOVERNMENT				STATE EQUALIZED TAX RATE 5.29	
Governing Body & Public Boards	199,449.68	1975 Property Taxes Collected	20,146,817.95	Local District School Taxes	1.89 8,309,761.50
Municipal Clerk	60,408.51	1975 Payments in Lieu of Taxes	622,100.20	Regional & Consolidated School Tax	
Financial Administration	291,123.17	Delinquent Tax & Lien Collections	1,179,399.62	School Taxes in Municipal Budget	
Assessment of Taxes	94,931.10	Business Personalty Replacement Taxes	2,755,091.56	County Taxes	1.06 4,648,371.09
Collection of Taxes	173,114.66	Taxes from Public Utilities	2,408,105.98	County Library Taxes	
Planning, Housing & Development	406,899.47	Other Miscellaneous Tax Revenues	50,256.07	Local Municipal Purpose Taxes	2.24 9,816,294.45
Human Resources	2,490,647.11	State Aid Revenues	5,654,195.32	Veteran & Senior Citizen Taxes	.10 445,975.00
Elections	75,130.00	Federal Aid Revenues	4,631,511.47	Total Taxes for Rate Computation	5.29 23,220,402.04
General Administration (other)	1,677,665.44	State and Local Fiscal Assistance Act Utilized	1,645,707.00	Special District Taxes	
JUDICIARY		Sale of Acquired Property	94,040.00	Bank Stock Taxes	102,266.04
Municipal Courts	183,675.72	Other Miscellaneous Revenues	5,522,926.33	Added and Omitted Taxes	40,534.10
PUBLIC SAFETY		Prior Years Surplus Appropriated	44,710,151.50	Total Taxes Levied - ABSTRACT	22,917,227.18
Fire Protection	4,930,262.20	REVENUES TOTAL	44,710,151.50	Total Taxes Billed	23,243,359.12
Police Protection	7,250,311.77	Reserve For Uncollected Taxes	2,637,397.30	1975 TAXES COLLECTED	20,146,817.95
Civil Defense & Disaster Control	13,862.41	CAPITAL OUTLAY TOTAL	1,955,217.03	1975 Taxes Cancelled, Abated or Adjusted	595,186.01
Environmental Inspection & Control	292,940.43			Transfer to Tax Title Liens or Foreclosed	1,301,019.19
Other Public Safety	78,782.99			Balance Outstanding Dec. 31, 1975	1,200,335.97
PUBLIC WORKS				PRIOR YEARS TAXES OUTSTANDING	
Streets and Drainage	1,718,439.49	Public Enterprises	157,430.98	Balance January 1, 1975	1,292,170.76
Sewers and Sewage Processing		Recreation—Culture	8,340.00	Collected in 1975	889,559.93
Garbage and Trash Disposal	1,325,676.30	Public Works	652,000.00	Cancelled, Abated or Adjusted 1975	
Public Buildings and Grounds	758,829.28	Buildings and Grounds	1,137,446.05	Transfers to Tax Title Liens or Foreclosed	191,223.89
Other Public Works		Library and Education		Balance December 31, 1975	211,386.94
HEALTH and WELFARE		Conservation		TAX TITLE LIENS OUTSTANDING	
Health Services Except Environmental	56,440.73	All Other		Balance January 1, 1975	4,758,050.59
Welfare-Public Assistance	368,349.06	CAPITAL DEBT AUTHORIZED, DECEMBER 31, 1975		Transfer From Taxes	1,524,548.63
Hospitals, Clinics, First Aid		ISSUED AND UNISSUED		Redeemed in 1975	289,839.69
Animal, Insect, & Rodent Control	197,722.76	School	24,350,000	Cancelled, Abated or Adjusted (1975)	388,766.56
Other Welfare Services		Self-Liquidating	11,159,000	Transfers to Foreclosed Property	
RECREATION and CONSERVATION		Other	8,511,000	Balance December 31, 1975	5,603,992.97
Beaches and Boardwalks		Total	44,020,000	PROPERTY ACQUIRED BY DEED OR FORECLOSURE	
Parks, Playgrounds, Shade Trees	384,883.09	ISSUED AND OUTSTANDING		Balance January 1, 1975	3,040,205.00
Land Reclamation & Conservation		School	18,724,000.00	Transfers From Taxes or Liens	
Other Recreational Services	4,200.00	Self-Liquidating	9,339,000.00	Sale for Cash (1975)	94,040.00
EDUCATION (excluding schools)		Other	4,119,000.00	Cancelled, Abated or Adjusted (1975)	205,405.00
Libraries	300,000.00	Total	32,182,000.00	Balance December 31, 1975	2,740,760.00
Other Educational Services	157,128.71	EQUALIZED VALUATION BASIS		CURRENT FINANCES DECEMBER 31, 1975	
STATUTORY EXPENDITURES		FOR NET DEBT COMPUTATION	370,914,719.67	ASSETS	
Pensions & F. I. C. A.	2,011,400.69	REAL PROPERTY VALUATIONS		Cash Dec. 31, 1975	1,536,197.00
Employee Fringe Benefits	656,000.00	Code Class # of Parcels % VAL'N	ASSESSED VALUATION	Taxes Receivable	1,411,722.91
Other Statutory Expenditures		1 Vacant Land 2804 1.68	4,464,345.00	Tax Title Liens	5,603,992.97
CETA And Other Public Employment Programs	4,409,946.68	2 Residential 25524 53.87	142,966,510.00	Foreclosed Property	2,740,760.00
MUNICIPAL FUNCTIONS TOTAL	30,568,221.45	3 Farm		Emergencies & Other Deferred Charges	466,378.83
CAPITAL IMPROVEMENTS *MEMCD*	25,000.00	4a Commercial 2497 23.55	62,505,795.00	State and Federal Aid Receivable	945,238.83
DEBT SERVICE		4b Industrial 208 15.43	40,950,905.00	Other Receivables	782,490.81
Principal Payments	301,000.00	4c Apartments 182 5.47	14,512,310.00	Total	13,486,781.35
Interest Payments	203,708.17	Total 31215	265,399,865.00	LIABILITIES, RESERVES, AND SURPLUS	
DEFERRED CHARGES	666,543.11	Land Area 8.68 Sq. Miles		Cash Liabilities	2,320,287.56
SCHOOL, COUNTY, SPECIAL DISTRICT TAXES	12,958,132.59	Net Valuation Taxable-Municipal	295,546,807.00	Reserves for Receivables	10,538,966.69
RESERVE FOR UNCOLLECTED TAXES	2,637,397.30	Net Valuation Taxable-County	436,405,342.00	Surplus Dec. 31, 1975	627,527.10
EXPENDITURES TOTAL	47,335,002.62	State Equalized Valuation	426,753,786.00	Total	13,486,781.35
		State Equalization Ratio	67.37		

0502

Population 1970 4,395
 Population 1975 3,980
 S & P Rating BB
 Moody Rating BA

General Tax Rate Per \$100. 4.73
 State Equalized Tax Rate 2.53

CAPE MAY CITY — CAPE MAY CO.

Form of Government:

Council-Manager (1923)

Number of Members on Governing Body 3

PER CAPITA:

Gross Debt 811.73
 Net Debt 259.43
 Debt Service 32.87
 Total Tax Levy 609.59
 Municipal Expenditures 558.01

PER CENT:

Gross Debt 4.11
 Net Debt 1.31
 Tax Levy Collected 80.20
 Tax Levy Cancelled, Abated or Adjusted .04

EXPENDITURES		REVENUES-REALIZED		1975 PROPERTY TAX	
GENERAL GOVERNMENT				STATE EQUALIZED TAX RATE	
Governing Body & Public Boards		1975 Property Taxes Collected	1,943,600.31	Local District School Taxes	.36 348,745.00
Municipal Clerk	34,785.00	1975 Payments in Lieu of Taxes	36,429.97	Regional & Consolidated School Tax	.53 505,012.01
Financial Administration	35,539.00	Delinquent Tax & Lien Collections	294,911.87	School Taxes in Municipal Budget	
Assessment of Taxes	59,214.00	Business Penalty Replacement Taxes	68,593.87	County Taxes	.38 359,692.71
Collection of Taxes	32,909.00	Taxes from Public Utilities	117,403.41	County Library Taxes	.02 20,787.09
Planning, Housing & Development		Other Miscellaneous Tax Revenues		Local Municipal Purpose Taxes	1.21 1,159,689.12
Human Resources		State Aid Revenues	18,542.50	Veteran & Senior Citizen Taxes	.03 31,880.00
Elections		Federal Aid Revenues		Total Taxes for Rate Computation	2.53 2,425,805.93
General Administration (other)	133,082.15	State and Local Fiscal Assistance Act Utilized	102,310.00	Special District Taxes	
JUDICIARY		Sale of Acquired Property	45,499.00	Bank Stock Taxes	5,023.88
Municipal Courts	32,693.00	Other Miscellaneous Revenues	301,124.62	Added and Omitted Taxes	27,220.89
PUBLIC SAFETY		Total	2,928,415.55	Total Taxes Levied - ABSTRACT	2,426,170.70
Fire Protection	180,013.00	Prior Years Surplus Appropriated	186,726.86	Total Taxes Billed	2,423,320.02
Police Protection	357,549.20	REVENUES TOTAL	3,115,142.41	1975 TAXES COLLECTED	1,943,600.31
Civil Defense & Disaster Control	3,970.00	Reserve For Uncollected Taxes	476,800.36	1975 Taxes Cancelled, Abated or Adjusted	941.79
Environmental Inspection & Control	29,323.50	CAPITAL OUTLAY TOTAL	20,209.62	Transfer to Tax Title Liens or Foreclosed	136,536.74
Other Public Safety				Balance Outstanding Dec. 31, 1975	342,241.18
PUBLIC WORKS				PRIOR YEARS TAXES OUTSTANDING	
Streets and Drainage	224,768.25	Public Enterprises	20,209.62	Balance January 1, 1975	357,460.98
Sewers and Sewage Processing		Recreation—Culture		Collected in 1975	282,838.02
Garbage and Trash Disposal	1,795.00	Public Works		Cancelled, Abated or Adjusted 1975	50.00
Public Buildings and Grounds	47,253.00	Buildings and Grounds		Transfers to Tax Title Liens or Foreclosed	74,564.19
Other Public Works	25,000.00	Library and Education		Balance December 31, 1975	8.77
HEALTH and WELFARE		Conservation		TAX TITLE LIENS OUTSTANDING	
Health Services Except Environmental	16,704.00	All Other		Balance January 1, 1975	164,518.80
Welfare-Public Assistance	3,630.00	CAPITAL DEBT AUTHORIZED, DECEMBER 31, 1975		Transfer From Taxes	222,776.67
Hospitals, Clinics, First Aid	1,500.00	ISSUED AND UNISSUED GROSS DEBT		Redeemed in 1975	12,073.85
Animal, Insect, & Rodent Control	2,280.00	School 1,406,079		Cancelled, Abated or Adjusted (1975)	
Other Welfare Services		Self-Liquidating 552,000		Transfers to Foreclosed Property	
RECREATION and CONSERVATION		Other 1,272,600	1,032,518	Balance December 31, 1975	375,221.62
Beaches and Boardwalks	125,583.00	Total 3,230,679	1,032,518	PROPERTY ACQUIRED BY DEED OR FORECLOSURE	
Parks, Playgrounds, Shade Trees	6,000.00	ISSUED AND OUTSTANDING		Balance January 1, 1975	106,022.00
Land Reclamation & Conservation	79.00	School 1,406,079.00		Transfers From Taxes or Liens	
Other Recreational Services	41,320.60	Self-Liquidating 512,000.00		Sale for Cash (1975)	45,499.00
EDUCATION (excluding schools)		Other 1,157,000.00		Cancelled, Abated or Adjusted (1975)	
Libraries	20,687.50	Total 3,075,079.00		Balance December 31, 1975	60,523.00
Other Educational Services		EQUALIZED VALUATION BASIS		CURRENT FINANCES DECEMBER 31, 1975	
STATUTORY EXPENDITURES		FOR NET DEBT COMPUTATION	78,597,619.67	ASSETS	
Pensions & F. I. C. A.	114,103.24	REAL PROPERTY VALUATIONS		Cash Dec. 31, 1975	351,619.69
Employee Fringe Benefits	43,068.80	Code Class # of Parcels % VAL'N		Taxes Receivable	342,249.95
Other Statutory Expenditures		1 Vacant Land 396 5.69	2,877,575.00	Tax Title Liens	375,221.62
CETA And Other Public Employment Programs		2 Residential 1768 51.63	26,129,810.00	Foreclosed Property	60,523.00
MUNICIPAL FUNCTIONS		3 Farm		Emergencies & Other Deferred Charges	71,008.00
CAPITAL IMPROVEMENTS *MEMO*	4,000.00	4a Commercial 324 40.54	20,516,190.00	State and Federal Aid Receivable	10,000.00
DEBT SERVICE		4b Industrial 1 .06	28,970.00	Other Receivables	17,993.04
Principal Payments	74,000.00	4c Apartments 31 2.09	1,055,585.00	Total	1,228,615.30
Interest Payments	56,809.50	Total 2520	50,608,130.00	LIABILITIES, RESERVES, AND SURPLUS	
DEFERRED CHARGES		Land Area 2.54 Sq. Miles		Cash Liabilities	178,988.95
SCHOOL, COUNTY, SPECIAL DISTRICT TAXES	1,234,236.81	Net Valuation Taxable-Municipal	51,358,879.00	Reserves for Receivables	795,987.61
RESERVE FOR UNCOLLECTED TAXES	476,800.36	Net Valuation Taxable-County	83,672,499.00	Surplus Dec. 31, 1975	253,638.74
EXPENDITURES		State Equalized Valuation	95,203,327.00	Total	1,228,615.30
TOTAL	3,455,104.91	State Equalization Ratio	53.59		

0503

Population 1970 **205**
 Population 1975 **215**
 S & P Rating
 Moody Rating

General Tax Rate Per \$100. **2.15**
 State Equalized Tax Rate **1.41**

CAPE MAY POINT BOROUGH — CAPE MAY CO.
 Form of Government:
 Commission (1911)
 Number of Members on Governing Body 3

PER CAPITA:
 Gross Debt **451.09**
 Net Debt **433.72**
 Debt Service **85.19**
 Total Tax Levy **874.97**
 Municipal Expenditures **861.26**

PER CENT:
 Gross Debt **.87**
 Net Debt **.83**
 Tax Levy Collected **95.26**
 Tax Levy Cancelled, Abated or Adjusted **.09**

EXPENDITURES		REVENUES-REALIZED		1975 PROPERTY TAX	
GENERAL GOVERNMENT				STATE EQUALIZED TAX RATE — .23	
Governing Body & Public Boards				Local District School Taxes	
Municipal Clerk	2,600.00	179,142.39		Regional & Consolidated School Tax	
Financial Administration				School Taxes in Municipal Budget	
Assessment of Taxes	1,350.00	7,939.24		County Taxes	
Collection of Taxes	3,100.00	177.23		County Library Taxes	
Planning, Housing & Development	150.00	8,638.39		Local Municipal Purpose Taxes	
Human Resources				Veteran & Senior Citizen Taxes	
Elections	280.00	945.50		Total Taxes for Rate Computation	
General Administration (other)	21,950.00	10,000.00		Special District Taxes	
JUDICIARY				Bank Stock Taxes	
Municipal Courts	3,390.35	42,500.19		Added and Omitted Taxes	
PUBLIC SAFETY		249,342.94		Total Taxes Levied - ABSTRACT	
Fire Protection	3,100.00	18,000.00		Total Taxes Billed	
Police Protection	14,137.29	267,342.94		1975 TAXES COLLECTED	
Civil Defense & Disaster Control	700.00	6,398.03		1975 Taxes Cancelled, Abated or Adjusted	
Environmental Inspection & Control	300.00			Transfer to Tax Title Liens or Foreclosed	
Other Public Safety		3,088.35		Balance Outstanding Dec. 31, 1975	
PUBLIC WORKS				PRIOR YEARS TAXES OUTSTANDING	
Streets and Drainage	17,800.00			Balance January 1, 1975	
Sewers and Sewage Processing	33,636.27			Collected in 1975	
Garbage and Trash Disposal	7,716.00			Cancelled, Abated or Adjusted 1975	
Public Buildings and Grounds	13,900.00			Transfers to Tax Title Liens or Foreclosed	
Other Public Works				Balance December 31, 1975	
HEALTH and WELFARE				TAX TITLE LIENS OUTSTANDING	
Health Services Except Environmental	225.00			Balance January 1, 1975	
Welfare-Public Assistance	75.00			Transfer From Taxes	
Hospitals, Clinics, First Aid	100.00			Redeemed in 1975	
Animal, Insect, & Rodent Control	100.00			Cancelled, Abated or Adjusted (1975)	
Other Welfare Services				Transfers to Foreclosed Property	
RECREATION and CONSERVATION				Balance December 31, 1975	
Beaches and Boardwalks	23,212.71			PROPERTY ACQUIRED BY DEED OR	
Parks, Playgrounds, Shade Trees				FORECLOSURE	
Land Reclamation & Conservation	500.00			Balance January 1, 1975	
Other Recreational Services				Transfers From Taxes or Liens	
EDUCATION (excluding schools)				Sale for Cash (1975)	
Libraries	100.00			Cancelled, Abated or Adjusted (1975)	
Other Educational Services				Balance December 31, 1975	
STATUTORY EXPENDITURES				CURRENT FINANCES DECEMBER 31, 1975	
Pensions & F. I. C. A.	4,200.00			ASSETS	
Employee Fringe Benefits				Cash Dec. 31, 1975	
Other Statutory Expenditures				Taxes Receivable	
CETA And Other Public Employment Programs				Tax Title Liens	
MUNICIPAL FUNCTIONS TOTAL	152,622.62			Foreclosed Property	
CAPITAL IMPROVEMENTS * MEMO*				Emergencies & Other Deferred Charges	
DEBT SERVICE				State and Federal Aid Receivable	
Principal Payments	17,000.00			Other Receivables	
Interest Payments	1,316.62			Total	
DEFERRED CHARGES	7,833.66			LIABILITIES, RESERVES, AND SURPLUS	
SCHOOL, COUNTY, SPECIAL DISTRICT TAXES	82,349.40			Cash Liabilities	
RESERVE FOR UNCOLLECTED TAXES	6,398.03			Reserves for Receivables	
EXPENDITURES TOTAL	267,520.33			Surplus Dec. 31, 1975	
				Total	

0205

Population 1970 6,725
 Population 1975 6,870
 S & P Rating
 Moody Rating A

General Tax Rate Per \$100. 1.63
 State Equalized Tax Rate 1.50

CARLSTADT BOROUGH — BERGEN CO.

Form of Government:

Borough Council

Number of Members on Governing Body 6

PER CAPITA:

Gross Debt 822.59
 Net Debt 223.34
 Debt Service 18.49
 Total Tax Levy 546.99
 Municipal Expenditures 290.78

PER CENT:

Gross Debt 2.23
 Net Debt .61
 Tax Levy Collected 96.41
 Tax Levy Cancelled, Abated or Adjusted .28

EXPENDITURES		REVENUES-REALIZED		1975 PROPERTY TAX	
GENERAL GOVERNMENT				STATE EQUALIZED TAX RATE	
Governing Body & Public Boards	8,700.00	1975 Property Taxes Collected		Local District School Taxes	1,338,551.63
Municipal Clerk	21,380.00	1975 Payments in Lieu of Taxes		Regional & Consolidated School Tax	900,561.19
Financial Administration	12,000.00	Delinquent Tax & Lien Collections		School Taxes in Municipal Budget	
Assessment of Taxes	82,495.00	Business Personalty Replacement Taxes		County Taxes	1,174,839.03
Collection of Taxes	19,357.87	Taxes from Public Utilities		County Library Taxes	
Planning, Housing & Development	2,450.00	Other Miscellaneous Tax Revenues		Local Municipal Purpose Taxes	321,453.89
Human Resources		State Aid Revenues		Veteran & Senior Citizen Taxes	41,100.00
Elections	1,550.00	Federal Aid Revenues		Total Taxes for Rate Computation	3,776,505.74
General Administration (other)	116,335.80	State and Local Fiscal Assistance Act Utilized		Special District Taxes	
JUDICIARY		Sale of Acquired Property		Bank Stock Taxes	8,454.35
Municipal Courts	9,274.00	Other Miscellaneous Revenues		Added and Omitted Taxes	13,927.12
PUBLIC SAFETY		Total		Total Taxes Levied - ABSTRACT	3,757,787.21
Fire Protection	104,005.59	Prior Years Surplus Appropriated		Total Taxes Billed	3,769,420.62
Police Protection	520,022.00	REVENUES TOTAL		1975 TAXES COLLECTED	3,634,058.74
Civil Defense & Disaster Control	1,550.00	Reserve For Uncollected Taxes		1975 Taxes Cancelled, Abated or Adjusted	10,409.18
Environmental Inspection & Control	4,250.00	CAPITAL OUTLAY TOTAL		Transfer to Tax Title Liens or Foreclosed	17,734.93
Other Public Safety				Balance Outstanding Dec. 31, 1975	107,217.77
PUBLIC WORKS		Public Enterprises		PRIOR YEARS TAXES OUTSTANDING	
Streets and Drainage	160,134.00	Recreation—Culture		Balance January 1, 1975	125,232.22
Sewers and Sewage Processing	67,092.00	Public Works		Collected in 1975	84,326.42
Garbage and Trash Disposal	85,770.00	Buildings and Grounds		Cancelled, Abated or Adjusted 1975	
Public Buildings and Grounds	146,345.00	Library and Education		Transfers to Tax Title Liens or Foreclosed	
Other Public Works	35,000.00	Conservation		Balance December 31, 1975	40,905.80
HEALTH and WELFARE		All Other		TAX TITLE LIENS OUTSTANDING	
Health Services Except Environmental	11,250.00	CAPITAL DEBT AUTHORIZED, DECEMBER 31, 1975		Balance January 1, 1975	46,954.44
Welfare-Public Assistance	3,600.00	ISSUED AND UNISSUED GROSS DEBT NET DEBT		Transfer From Taxes	17,734.93
Hospitals, Clinics, First Aid		School 4,100,488		Redeemed in 1975	8,616.04
Animal, Insect, & Rodent Control		Self-liquidating 1,550,725		Cancelled, Abated or Adjusted (1975)	
Other Welfare Services		Other 5,651,213		Transfers to Foreclosed Property	
RECREATION and CONSERVATION		Total 5,651,213		Balance December 31, 1975	56,073.33
Beaches and Boardwalks		ISSUED AND OUTSTANDING		PROPERTY ACQUIRED BY DEED OR	
Parks, Playgrounds, Shade Trees	33,000.00	School 4,100,488.00		FORECLOSURE	
Land Reclamation & Conservation		Self-Liquidating 963,500.00		Balance January 1, 1975	300.00
Other Recreational Services	37,415.00	Other 5,063,988.00		Transfers From Taxes or Liens	
EDUCATION (excluding schools)		Total 5,063,988.00		Sale for Cash (1975)	
Libraries	48,275.00	EQUALIZED VALUATION BASIS		Cancelled, Abated or Adjusted (1975)	
Other Educational Services		FOR NET DEBT COMPUTATION 253,285,835.33		Balance December 31, 1975	300.00
STATUTORY EXPENDITURES		REAL PROPERTY VALUATIONS		CURRENT FINANCES DECEMBER 31, 1975	
Pensions & F. I. C. A.	87,545.05	Code Class # of Parcels % VAL'N		ASSETS	
Employee Fringe Benefits	55,053.49	1 Vacant Land 118 6.95		Cash Dec. 31, 1975	996,388.20
Other Statutory Expenditures		2 Residential 1461 18.93		Taxes Receivable	148,123.57
CETA And Other Public Employment Programs	23,528.32	3 Farm 7 .17		Tax Title Liens	56,073.33
MUNICIPAL FUNCTIONS TOTAL	1,697,378.12	4a Commercial 159 17.57		Foreclosed Property	300.00
CAPITAL IMPROVEMENTS *MEMO*	160,000.00	4b Industrial 262 55.88		Emergencies & Other Deferred Charges	
DEBT SERVICE		4c Apartments 10 .49		State and Federal Aid Receivable	22,086.38
Principal Payments	83,000.00	Total 2017		Other Receivables	10,280.64
Interest Payments	44,045.83	Land Area 4.20 Sq. Miles		Total	1,233,252.12
DEFERRED CHARGES	9,200.00	Net Valuation Taxable-Municipal		LIABILITIES, RESERVES, AND SURPLUS	
SCHOOL, COUNTY, SPECIAL DISTRICT TAXES	3,413,951.85	Net Valuation Taxable-County		Cash Liabilities	188,174.43
RESERVE FOR UNCOLLECTED TAXES	164,018.31	State Equalized Valuation		Reserves for Receivables	214,777.54
EXPENDITURES TOTAL	5,411,594.11	State Equalization Ratio 92.13		Surplus Dec. 31, 1975	830,300.15
				Total	1,233,252.12

1201

Population 1970 **23,165**
 Population 1975 **22,910**
 S & P Rating
 Moody Rating **A**

General Tax Rate Per \$100. **3.98**
 State Equalized Tax Rate **2.97**

CARTERET BOROUGH — MIDDLESEX CO.
 Form of Government:
 Borough Council
 Number of Members on Governing Body 6

PER CAPITA:
 Gross Debt **278.40**
 Net Debt **166.13**
 Debt Service **18.59**
 Total Tax Levy **349.00**
 Municipal Expenditures **195.00**

PER CENT:
 Gross Debt **2.52**
 Net Debt **1.51**
 Tax Levy Collected **97.45**
 Tax Levy Cancelled, Abated or Adjusted **.04**

EXPENDITURES		REVENUES-REALIZED		1975 PROPERTY TAX	
GENERAL GOVERNMENT				STATE EQUALIZED TAX RATE 1.60	
Governing Body & Public Boards		1975 Property Taxes Collected	7,810,929.29	Local District School Taxes	4,355,997.95
Municipal Clerk		1975 Payments in Lieu of Taxes	11,628.54	Regional & Consolidated School Tax	
Financial Administration	8,000.00	Delinquent Tax & Lien Collections	135,280.64	School Taxes in Municipal Budget	
Assessment of Taxes	52,960.00	Business Personalty Replacement Taxes	765,797.24	County Taxes	1,764,679.02
Collection of Taxes	54,300.00	Taxes from Public Utilities	518,383.78	County Library Taxes	
Planning, Housing & Development	22,775.00	Other Miscellaneous Tax Revenues		Local Municipal Purpose Taxes	1,842,886.59
Human Resources	12,450.00	State Aid Revenues	14,491.50	Veteran & Senior Citizen Taxes	149,740.00
Elections	5,330.00	Federal Aid Revenues	12,450.00	Total Taxes for Rate Computation	2.97
General Administration (other)	281,500.00	State and Local Fiscal Assistance Act Utilized	349,467.40	Special District Taxes	
JUDICIARY		Sale of Acquired Property		Bank Stock Taxes	12,686.71
Municipal Courts	43,500.00	Other Miscellaneous Revenues	313,184.44	Added and Omitted Taxes	19,344.61
PUBLIC SAFETY		Total	9,931,612.83	Total Taxes Levied - ABSTRACT	7,995,594.88
Fire Protection	378,350.00	Prior Years Surplus Appropriated	680,700.00	Total Taxes Billed	8,015,199.90
Police Protection	826,080.00	REVENUES TOTAL	10,612,312.83	1975 TAXES COLLECTED	7,810,929.29
Civil Defense & Disaster Control	5,000.00	Reserve For Uncollected Taxes	280,000.00	1975 Taxes Cancelled, Abated or Adjusted	2,859.38
Environmental Inspection & Control	31,385.00	CAPITAL OUTLAY TOTAL	102,054.42	Transfer to Tax Title Liens or Foreclosed Balance Outstanding Dec. 31, 1975	8,811.22
Other Public Safety					192,600.01
PUBLIC WORKS				PRIOR YEARS TAXES OUTSTANDING	
Streets and Drainage	495,150.00	Public Enterprises		Balance January 1, 1975	500,812.39
Sewers and Sewage Processing	248,900.00	Recreation—Culture	13,209.84	Collected in 1975	123,100.20
Garbage and Trash Disposal	229,100.00	Public Works	88,844.58	Cancelled, Abated or Adjusted 1975	17,324.79
Public Buildings and Grounds	69,991.00	Buildings and Grounds		Transfers to Tax Title Liens or Foreclosed	1,910.15
Other Public Works	27,150.00	Library and Education		Balance December 31, 1975	358,477.25
HEALTH and WELFARE		Conservation		TAX TITLE LIENS OUTSTANDING	
Health Services Except Environmental	72,120.00	All Other		Balance January 1, 1975	76,935.45
Welfare-Public Assistance	25,050.00	CAPITAL DEBT AUTHORIZED, DECEMBER 31, 1975		Transfer From Taxes	11,041.68
Hospitals, Clinics, First Aid		ISSUED AND UNISSUED		Redeemed in 1975	12,180.44
Animal, Insect, & Rodent Control	4,800.00	School	2,402,000	Cancelled, Abated or Adjusted (1975)	
Other Welfare Services		Self-liquidating		Transfers to Foreclosed Property	
RECREATION and CONSERVATION		Other	3,976,095	Balance December 31, 1975	75,796.69
Beaches and Boardwalks		Total	6,378,095	PROPERTY ACQUIRED BY DEED OR FORECLOSURE	
Parks, Playgrounds, Shade Trees	204,550.00	ISSUED AND OUTSTANDING		Balance January 1, 1975	21,225.67
Land Reclamation & Conservation		School	2,402,000.00	Transfers From Taxes or Liens	
Other Recreational Services	105,900.00	Self-Liquidating		Sale for Cash (1975)	
EDUCATION (excluding schools)		Other	2,816,000.00	Cancelled, Abated or Adjusted (1975)	
Libraries	88,700.00	Total	5,218,000.00	Balance December 31, 1975	21,225.67
Other Educational Services	800.00	EQUALIZED VALUATION BASIS		CURRENT FINANCES DECEMBER 31, 1975	
STATUTORY EXPENDITURES		FOR NET DEBT COMPUTATION	252,635,358.67	ASSETS	
Pensions & F. I. C. A.	256,292.22	REAL PROPERTY VALUATIONS		Cash Dec. 31, 1975	1,180,828.41
Employee Fringe Benefits	110,600.00	Code Class # of Parcels % VAL'N		Taxes Receivable	551,077.26
Other Statutory Expenditures		1 Vacant Land 277 1.39	2,815,000.00	Tax Title Liens	75,796.69
CETA And Other Public Employment Programs		2 Residential 4755 57.05	115,237,500.00	Foreclosed Property	21,225.67
MUNICIPAL FUNCTIONS TOTAL	3,660,733.22	3 Farm		Emergencies & Other Deferred Charges	105,800.00
CAPITAL IMPROVEMENTS *MEMO*	30,000.00	4a Commercial 253 10.53	21,268,650.00	State and Federal Aid Receivable	80,825.07
DEBT SERVICE		4b Industrial 136 30.24	61,088,400.00	Other Receivables	12,052.49
Principal Payments	296,000.00	4c Apartments 3 .79	1,598,300.00	Total	2,027,605.59
Interest Payments	129,873.50	Total 5424	202,007,850.00	LIABILITIES, RESERVES, AND SURPLUS	
DEFERRED CHARGES	100,773.00	Land Area 4.30 Sq. Miles		Cash Liabilities	577,735.42
SCHOOL, COUNTY, SPECIAL DISTRICT TAXES	6,120,676.97	Net Valuation Taxable-Municipal	204,364,384.00	Reserves for Receivables	660,152.11
RESERVE FOR UNCOLLECTED TAXES	280,000.00	Net Valuation Taxable-County	326,790,937.00	Surplus Dec. 31, 1975	789,718.06
EXPENDITURES TOTAL	10,588,056.69	State Equalized Valuation	272,273,456.00	Total	2,027,605.59
		State Equalization Ratio	74.85		

0704

Population 1970 **15,600**
 Population 1975 **14,790**
 S & P Rating **A**
 Moody Rating **BAA**

General Tax Rate Per \$100. **5.57**
 State Equalized Tax Rate **3.07**

CEDAR GROVE TOWNSHIP — ESSEX CO.

Form of Government:

Council-Manager Plan B (OMCL50)

Number of Members on Governing Body 5

PER CAPITA: **298.92**
 Gross Debt **81.20**
 Net Debt **8.69**
 Debt Service **392.59**
 Total Tax Levy **167.98**
 Municipal Expenditures

PER CENT: **2.54**
 Gross Debt **.69**
 Net Debt **98.04**
 Tax Levy Collected **2.54**
 Tax Levy Cancelled, Abated or Adjusted **.20**

EXPENDITURES		REVENUES-REALIZED		1975 PROPERTY TAX	
GENERAL GOVERNMENT				STATE EQUALIZED TAX RATE 1.90	
Governing Body & Public Boards	6,785.00	1975 Property Taxes Collected	5,695,033.24	Local District School Taxes	3,604,662.50
Municipal Clerk	31,221.00	1975 Payments in Lieu of Taxes		Regional & Consolidated School Tax	
Financial Administration	56,196.00	Delinquent Tax & Lien Collections	90,513.57	School Taxes in Municipal Budget	
Assessment of Taxes	25,150.00	Business Personalty Replacement Taxes	128,460.01	County Taxes	1,193,631.98
Collection of Taxes	29,174.00	Taxes from Public Utilities	305,647.77	County Library Taxes	
Planning, Housing & Development	26,715.00	Other Miscellaneous Tax Revenues		Local Municipal Purpose Taxes	969,491.45
Human Resources		State Aid Revenues	5,688.90	Veteran & Senior Citizen Taxes	71,510.00
Elections	6,425.00	Federal Aid Revenues	24,000.00	Total Taxes for Rate Computation	5,839,295.93
General Administration (other)	213,530.00	State and Local Fiscal Assistance Act Utilized	394,703.52	Special District Taxes	
JUDICIARY		Sale of Acquired Property		Bank Stock Taxes	16,274.45
Municipal Courts	21,746.00	Other Miscellaneous Revenues	338,118.58	Added and Omitted Taxes	22,357.98
PUBLIC SAFETY		Total	6,982,165.59	Total Taxes Levied - ABSTRACT	5,806,418.36
Fire Protection	129,150.00	Prior Years Surplus Appropriated	580,000.00	Total Taxes Billed	5,808,783.82
Police Protection	482,494.00	REVENUES	7,562,165.59	1975 TAXES COLLECTED	5,695,033.24
Civil Defense & Disaster Control	3,750.00	Reserve For Uncollected Taxes	234,581.66	1975 Taxes Cancelled, Abated or Adjusted	11,330.85
Environmental Inspection & Control	16,018.00	CAPITAL OUTLAY	1,713,213.45	Transfer to Tax Title Liens or Foreclosed	38.99
Other Public Safety		Public Enterprises	908,940.91	Balance Outstanding Dec. 31, 1975	102,380.74
PUBLIC WORKS		Recreation—Culture	1,154.88	PRIOR YEARS TAXES OUTSTANDING	
Streets and Drainage	271,866.00	Public Works	82,420.34	Balance January 1, 1975	75,621.60
Sewers and Sewage Processing	137,935.52	Buildings and Grounds	720,697.32	Collected in 1975	75,415.08
Garbage and Trash Disposal	106,685.00	Library and Education		Cancelled, Abated or Adjusted 1975	206.52
Public Buildings and Grounds	11,000.00	Conservation		Transfers to Tax Title Liens or Foreclosed	
Other Public Works		All Other		Balance December 31, 1975	
HEALTH and WELFARE				TAX TITLE LIENS OUTSTANDING	
Health Services Except Environmental	31,312.00			Balance January 1, 1975	15,364.66
Welfare-Public Assistance	4,600.00			Transfer From Taxes	38.99
Hospitals, Clinics, First Aid				Redeemed in 1975	15,098.49
Animal, Insect, & Rodent Control				Cancelled, Abated or Adjusted (1975)	
Other Welfare Services				Transfers to Foreclosed Property	
RECREATION and CONSERVATION				Balance December 31, 1975	305.16
Beaches and Boardwalks				PROPERTY ACQUIRED BY DEED OR	
Parks, Playgrounds, Shade Trees	65,687.00			FORECLOSURE	
Land Reclamation & Conservation	49,150.00			Balance January 1, 1975	97,200.00
Other Recreational Services	93,251.00			Transfers From Taxes or Liens	
EDUCATION (excluding schools)				Sale for Cash (1975)	
Libraries	103,005.00			Cancelled, Abated or Adjusted (1975)	
Other Educational Services				Balance December 31, 1975	97,200.00
STATUTORY EXPENDITURES				CURRENT FINANCES DECEMBER 31, 1975	
Pensions & F. I. C. A.	113,275.00			ASSETS	
Employee Fringe Benefits	50,178.00			Cash Dec. 31, 1975	2,879,960.14
Other Statutory Expenditures				Taxes Receivable	102,380.74
CETA and Other Public Employment Programs				Tax Title Liens	305.16
MUNICIPAL FUNCTIONS	2,086,298.52			Foreclosed Property	97,200.00
CAPITAL IMPROVEMENTS	122,000.00			Emergencies & Other Deferred Charges	57,500.00
DEBT SERVICE				State and Federal Aid Receivable	27,000.00
Principal Payments	52,000.00			Other Receivables	3,566.21
Interest Payments	76,492.50			Total	3,167,912.25
DEFERRED CHARGES	35,000.00			LIABILITIES, RESERVES, AND SURPLUS	
SCHOOL, COUNTY, SPECIAL DISTRICT TAXES	4,798,294.48			Cash Liabilities	2,148,160.12
RESERVE FOR UNCOLLECTED TAXES	234,581.66			Reserves for Receivables	203,452.11
EXPENDITURES	7,282,667.16			Surplus Dec. 31, 1975	816,300.02
				Total	3,167,912.25

PER CAPITA:		PER CENT:	
Gross Debt	147.66	Gross Debt	.93
Net Debt	100.05	Net Debt	.63
Debt Service	9.28	Tax Levy Collected	98.09
Total Tax Levy	506.06	Tax Levy Cancelled, Abated	
Municipal Expenditures	196.13	or Adjusted	.10

1971/3000

1405

Population 1970 8,120
 Population 1975 8,485
 S & P Rating A
 Moody Rating

General Tax Rate Per \$100. 6.44
 State Equalized Tax Rate 3.17

CHATHAM TOWNSHIP — MORRIS CO.

Form of Government:
 Township Committee
 Number of Members on Governing Body 5

PER CAPITA: 1,248.23
 Gross Debt 390.93
 Net Debt 21.88
 Debt Service 653.03
 Total Tax Levy 270.75
 Municipal Expenditures

PER CENT: 6.60
 Gross Debt 2.07
 Net Debt 98.53
 Tax Levy Collected
 Tax Levy Cancelled, Abated or Adjusted .14

EXPENDITURES		REVENUES-REALIZED		1975 PROPERTY TAX	
GENERAL GOVERNMENT				STATE EQUALIZED TAX RATE	
Governing Body & Public Boards		1975 Property Taxes Collected	5,467,146.44	Local District School Taxes	2.05
Municipal Clerk		1975 Payments in Lieu of Taxes	34,506.03	Regional & Consolidated School Tax	
Financial Administration		Delinquent Tax & Lien Collections	73,238.00	School Taxes in Municipal Budget	
Assessment of Taxes	21,105.00	Business Personalty Replacement Taxes	17,607.68	County Taxes	.42
Collection of Taxes	36,420.00	Taxes from Public Utilities	251,513.30	County Library Taxes	
Planning, Housing & Development	31,720.00	Other Miscellaneous Tax Revenues		Local Municipal Purpose Taxes	.67
Human Resources		State Aid Revenues	2,095.50	Veteran & Senior Citizen Taxes	.03
Elections	2,000.00	Federal Aid Revenues		Total Taxes for Rate Computation	3.17
General Administration (other)	229,982.42	State and Local Fiscal Assistance Act Utilized	42,872.65	Special District Taxes	
JUDICIARY		Sale of Acquired Property		Bank Stock Taxes	2,398.43
Municipal Courts	14,325.00	Other Miscellaneous Revenues	468,733.69	Added and Omitted Taxes	41,604.84
PUBLIC SAFETY		Total	6,357,713.29	Total Taxes Levied - ABSTRACT	5,540,958.72
Fire Protection	52,912.70	Prior Years Surplus Appropriated	458,000.00	Total Taxes Billed	5,548,466.79
Police Protection	475,036.65	REVENUES TOTAL	6,815,713.29	1975 TAXES COLLECTED	5,467,146.44
Civil Defense & Disaster Control	3,341.00	Reserve For Uncollected Taxes	390,597.95	1975 Taxes Cancelled, Abated or Adjusted	7,972.50
Environmental Inspection & Control	12,585.00	CAPITAL OUTLAY TOTAL	311,551.21	Transfer to Tax Title Liens or Foreclosed	6,737.12
Other Public Safety				Balance Outstanding Dec. 31, 1975	66,610.73
PUBLIC WORKS				PRIOR YEARS TAXES OUTSTANDING	
Streets and Drainage	446,453.00	Public Enterprises		Balance January 1, 1975	50,678.75
Sewers and Sewage Processing	72,725.00	Recreation—Culture	1,602.28	Collected in 1975	49,885.54
Garbage and Trash Disposal		Public Works	309,342.26	Cancelled, Abated or Adjusted 1975	
Public Buildings and Grounds		Buildings and Grounds	606.67	Transfers to Tax Title Liens or Foreclosed	239.85
Other Public Works		Library and Education		Balance December 31, 1975	553.36
HEALTH and WELFARE		Conservation		TAX TITLE LIENS OUTSTANDING	
Health Services Except Environmental	6,433.00	All Other		Balance January 1, 1975	34,101.67
Welfare-Public Assistance	765.00	CAPITAL DEBT AUTHORIZED, DECEMBER 31, 1975		Transfer From Taxes	7,004.48
Hospitals, Clinics, First Aid	3,135.00	ISSUED AND UNISSUED GROSS DEBT		Redeemed in 1975	23,352.46
Animal, Insect, & Rodent Control	4,000.00	School	6,502,000	Cancelled, Abated or Adjusted (1975)	
Other Welfare Services		Self-liquidating	165,000	Transfers to Foreclosed Property	
RECREATION and CONSERVATION		Other	3,924,209	Balance December 31, 1975	17,753.69
Beaches and Boardwalks		Total	10,591,209	PROPERTY ACQUIRED BY DEED OR	
Parks, Playgrounds, Shade Trees				FORECLOSURE	
Land Reclamation & Conservation	12,041.00	ISSUED AND OUTSTANDING		Balance January 1, 1975	8,050.00
Other Recreational Services		School	6,502,000.00	Transfers From Taxes or Liens	
EDUCATION (excluding schools)		Self-Liquidating	165,000.00	Sale for Cash (1975)	
Libraries	98,000.00	Other	2,942,570.00	Cancelled, Abated or Adjusted (1975)	
Other Educational Services		Total	9,609,570.00	Balance December 31, 1975	8,050.00
STATUTORY EXPENDITURES		EQUALIZED VALUATION BASIS		CURRENT FINANCES DECEMBER 31, 1975	
Pensions & F. I. C. A.	99,432.88	FOR NET DEBT COMPUTATION	160,358,712.33	ASSETS	
Employee Fringe Benefits	28,500.00	REAL PROPERTY VALUATIONS		Cash Dec. 31, 1975	808,398.17
Other Statutory Expenditures		Code Class # of Parcels % VAL'N		Taxes Receivable	67,164.09
CETA And Other Public Employment Programs		1 Vacant Land 466 2.05	1,762,300.00	Tax Title Liens	17,753.69
MUNICIPAL FUNCTIONS TOTAL	1,650,912.65	2 Residential 2317 85.57	73,473,930.00	Foreclosed Property	8,050.00
CAPITAL IMPROVEMENTS *MEMO*	134,658.00	3 Farm 18 .35	304,200.00	Emergencies & Other Deferred Charges	
DEBT SERVICE		4a Commercial 28 6.08	5,220,744.00	State and Federal Aid Receivable	
Principal Payments	50,000.00	4b Industrial 1 .10	84,300.00	Other Receivables	6,649.58
Interest Payments	135,615.00	4c Apartments 3 5.85	5,022,000.00	Total	908,015.53
DEFERRED CHARGES	70,155.00	Total 2833	85,867,474.00	LIABILITIES, RESERVES, AND SURPLUS	
SCHOOL, COUNTY, SPECIAL DISTRICT TAXES	4,317,731.69	Land Area 9.10 Sq. Miles		Cash Liabilities	236,032.33
RESERVE FOR UNCOLLECTED TAXES	390,597.95	Net Valuation Taxable-Municipal	86,156,829.00	Reserves for Receivables	99,617.36
EXPENDITURES TOTAL	6,615,012.29	Net Valuation Taxable-County	179,391,631.00	Surplus Dec. 31, 1975	572,365.84
		State Equalized Valuation	174,533,418.00	Total	908,015.53
		State Equalization Ratio	49.28		

0409

Population 1970 **64,725**
 Population 1975 **67,405**
 S & P Rating **A**
 Moody Rating **A**

General Tax Rate Per \$100. **3.65**
 State Equalized Tax Rate **3.49**

CHERRY HILL TOWNSHIP — CAMDEN CO.

Form of Government:
 Council-Manager Plan B (OMCL50)
 Number of Members on Governing Body 7

PER CAPITA:
 Gross Debt **633.68**
 Net Debt **333.48**
 Debt Service **9.42**
 Total Tax Levy **614.53**
 Municipal Expenditures **171.27**

PER CENT:
 Gross Debt **4.34**
 Net Debt **2.28**
 Tax Levy Collected **89.11**
 Tax Levy Cancelled, Abated or Adjusted **5.81**

EXPENDITURES		REVENUES-REALIZED		1975 PROPERTY TAX	
GENERAL GOVERNMENT				STATE EQUALIZED TAX RATE 3.49	
Governing Body & Public Boards	52,446.00	1975 Property Taxes Collected	36,934,240.62	Local District School Taxes	2.18 24,591,398.75
Municipal Clerk	118,400.00	1975 Payments in Lieu of Taxes		Regional & Consolidated School Tax	
Financial Administration	93,818.00	Delinquent Tax & Lien Collections	969,111.04	School Taxes in Municipal Budget	
Assessment of Taxes	110,789.00	Business Personalty Replacement Taxes	758,450.34	County Taxes	.99 11,216,833.83
Collection of Taxes	103,707.00	Taxes from Public Utilities	1,823,096.93	County Library Taxes	
Planning, Housing & Development	109,766.00	Other Miscellaneous Tax Revenues	34,196.17	Local Municipal Purpose Taxes	.29 3,310,092.55
Human Resources		State Aid Revenues	45,174.18	Veteran & Senior Citizen Taxes	.03 319,145.00
Elections		Federal Aid Revenues	245,596.73	Total Taxes for Rate Computation	3.49 39,437,470.13
General Administration (other)	966,508.00	State and Local Fiscal Assistance Act Utilized	730,977.47	Special District Taxes	1,077,001.03
JUDICIARY		Sale of Acquired Property		Bank Stock Taxes	41,907.45
Municipal Courts	102,722.00	Other Miscellaneous Revenues	2,143,486.92	Added and Omitted Taxes	1,184,914.05
PUBLIC SAFETY		Total	43,684,330.40	Total Taxes Levied - ABSTRACT	41,422,147.66
Fire Protection	5,252.00	Prior Years Surplus Appropriated	2,804,000.00	Total Taxes Billed	41,445,708.69
Police Protection	2,376,652.47	REVENUES TOTAL	46,488,330.40	1975 TAXES COLLECTED	36,934,240.62
Civil Defense & Disaster Control	6,439.00	Reserve For Uncollected Taxes	3,011,000.00	1975 Taxes Cancelled, Abated or Adjusted	2,409,861.59
Environmental Inspection & Control	98,514.00	CAPITAL OUTLAY TOTAL	1,856,396.59	Transfer to Tax Title Liens or Foreclosed	299,663.25
Other Public Safety				Balance Outstanding Dec. 31, 1975	1,801,943.23
PUBLIC WORKS				PRIOR YEARS TAXES OUTSTANDING	
Streets and Drainage	862,994.00	Public Enterprises	228,045.77	Balance January 1, 1975	1,319,457.90
Sewers and Sewage Processing	554,730.00	Recreation—Culture		Collected in 1975	805,927.33
Garbage and Trash Disposal		Public Works	1,628,350.82	Cancelled, Abated or Adjusted 1975	168,981.85
Public Buildings and Grounds	233,265.00	Buildings and Grounds		Transfers to Tax Title Liens or Foreclosed	130,881.18
Other Public Works	402,705.00	Library and Education		Balance December 31, 1975	213,667.54
HEALTH and WELFARE		Conservation		TAX TITLE LIENS OUTSTANDING	
Health Services Except Environmental	142,808.00	All Other		Balance January 1, 1975	599,515.88
Welfare-Public Assistance	11,358.00	CAPITAL DEBT AUTHORIZED, DECEMBER 31, 1975		Transfer From Taxes	409,719.91
Hospitals, Clinics, First Aid		ISSUED AND UNISSUED		Redeemed in 1975	163,183.71
Animal, Insect, & Rodent Control		School	19,525,000	Cancelled, Abated or Adjusted (1975)	20,914.83
Other Welfare Services		Self-liquidating	6,165,800	Transfers to Foreclosed Property	42,146.72
RECREATION and CONSERVATION		Other	17,022,335	Balance December 31, 1975	782,990.53
Beaches and Boardwalks		Total	42,713,135	PROPERTY ACQUIRED BY DEED OR	
Parks, Playgrounds, Shade Trees	20,000.00	ISSUED AND OUTSTANDING		FORECLOSURE	
Land Reclamation & Conservation		School	19,525,000.00	Balance January 1, 1975	14,262.00
Other Recreational Services	170,231.00	Self-Liquidating	6,100,000.00	Transfers From Taxes or Liens	
EDUCATION (excluding schools)		Other	13,841,743.00	Sale for Cash (1975)	
Libraries	339,000.00	Total	39,466,743.00	Cancelled, Abated or Adjusted (1975)	
Other Educational Services	40,000.00	EQUALIZED VALUATION BASIS		Balance December 31, 1975	14,262.00
STATUTORY EXPENDITURES		FOR NET DEBT COMPUTATION	984,554,244.00	CURRENT FINANCES DECEMBER 31, 1975	
Pensions & F. I. C. A.	477,909.72	REAL PROPERTY VALUATIONS		ASSETS	
Employee Fringe Benefits	184,730.00	Code Class # of Parcels % VAL'N		Cash Dec. 31, 1975	3,681,819.16
Other Statutory Expenditures		1 Vacant Land 2057 4.29	45,861,600.00	Taxes Receivable	2,015,610.77
CETA And Other Public Employment Programs	269,043.58	2 Residential 16588 61.79	660,407,950.00	Tax Title Liens	782,990.53
MUNICIPAL FUNCTIONS TOTAL	7,853,787.77	3 Farm 92 .60	6,439,150.00	Foreclosed Property	14,262.00
CAPITAL IMPROVEMENTS *MEMO*	325,000.00	4a Commercial 606 22.81	243,753,110.00	Emergencies & Other Deferred Charges	137,400.00
DEBT SERVICE		4b Industrial 107 5.24	55,988,500.00	State and Federal Aid Receivable	72,632.85
Principal Payments	213,000.00	4c Apartments 17 5.27	56,274,100.00	Other Receivables	334,539.74
Interest Payments	422,074.75	Total 19467	1,068,724,410.00	Total	7,039,255.05
DEFERRED CHARGES	44,341.06	Land Area 24.18 Sq. Miles		LIABILITIES, RESERVES, AND SURPLUS	
SCHOOL, COUNTY, SPECIAL DISTRICT TAXES	36,885,233.61	Net Valuation Taxable-Municipal	1,079,348,935.00	Cash Liabilities	1,754,867.82
RESERVE FOR UNCOLLECTED TAXES	3,011,000.00	Net Valuation Taxable-County	1,049,769,710.00	Reserves for Receivables	3,147,403.04
EXPENDITURES TOTAL	48,429,437.19	State Equalized Valuation	1,127,252,327.00	Surplus Dec. 31, 1975	2,136,984.19
		State Equalization Ratio	95.71	Total	7,039,255.05

0410

Population 1970
Population 1975
S & P Rating
Moody Rating

805
900

General Tax Rate Per \$100.
6.12
State Equalized Tax Rate
4.21

CHESILHURST BOROUGH — CAMDEN CO.
Form of Government:
Borough Council
Number of Members on Governing Body 6

PER CAPITA:
Gross Debt 441.68
Net Debt 136.54
Debt Service
Total Tax Levy 377.45
Municipal Expenditures 261.61

PER CENT:
Gross Debt 6.07
Net Debt 1.88
Tax Levy Collected 71.82
Tax Levy Cancelled, Abated or Adjusted 1.57

EXPENDITURES		REVENUES-REALIZED		1975 PROPERTY TAX	
GENERAL GOVERNMENT				STATE EQUALIZED TAX RATE	
Governing Body & Public Boards		1975 Property Taxes Collected		Local District School Taxes	90,775.50
Municipal Clerk		1975 Payments in Lieu of Taxes		Regional & Consolidated School Tax	60,387.58
Financial Administration	7,416.00	Delinquent Tax & Lien Collections		School Taxes in Municipal Budget	
Assessment of Taxes	1,800.00	Business Personalty Replacement Taxes		County Taxes	84,429.02
Collection of Taxes	3,565.00	Taxes from Public Utilities		County Library Taxes	1,950.26
Planning, Housing & Development	87.00	Other Miscellaneous Tax Revenues		Local Municipal Purpose Taxes	77,273.79
Human Resources		State Aid Revenues		Veteran & Senior Citizen Taxes	3,250.00
Elections	425.00	Federal Aid Revenues		Total Taxes for Rate Computation	318,066.15
General Administration (other)	27,120.00	State and Local Fiscal Assistance Act Utilized		Special District Taxes	
JUDICIARY		State and Local Fiscal Assistance Act Utilized		Bank Stock Taxes	
Municipal Courts	2,636.00	Sale of Acquired Property		Added and Omitted Taxes	24,892.12
PUBLIC SAFETY		Other Miscellaneous Revenues		Total Taxes Levied - ABSTRACT	339,708.27
Fire Protection	3,050.00	Total		Total Taxes Billed	339,708.27
Police Protection	24,860.00	Prior Years Surplus Appropriated		1975 TAXES COLLECTED	243,979.66
Civil Defense & Disaster Control	640.00	REVENUES TOTAL		1975 Taxes Cancelled, Abated or Adjusted	5,342.76
Environmental Inspection & Control	350.00	Reserve For Uncollected Taxes		Transfer to Tax Title Liens or Foreclosed	
Other Public Safety		CAPITAL OUTLAY TOTAL		Balance Outstanding Dec. 31, 1975	90,385.85
PUBLIC WORKS				PRIOR YEARS TAXES OUTSTANDING	
Streets and Drainage	46,160.00	Public Enterprises		Balance January 1, 1975	50,615.94
Sewers and Sewage Processing		Recreation—Culture		Collected in 1975	32,508.62
Garbage and Trash Disposal	8,500.00	Public Works		Cancelled, Abated or Adjusted 1975	
Public Buildings and Grounds	8,600.00	Buildings and Grounds		Transfers to Tax Title Liens or Foreclosed	
Other Public Works		Library and Education		Balance December 31, 1975	18,107.32
HEALTH and WELFARE		Conservation		TAX TITLE LIENS OUTSTANDING	
Health Services Except Environmental	-50.00	All Other		Balance January 1, 1975	47,035.77
Welfare-Public Assistance	1,350.00	CAPITAL DEBT AUTHORIZED, DECEMBER 31, 1975		Transfer From Taxes	
Hospitals, Clinics, First Aid		ISSUED AND UNISSUED GROSS DEBT		Redeemed in 1975	21,439.07
Animal, Insect, & Rodent Control		NET DEBT		Cancelled, Abated or Adjusted (1975)	
Other Welfare Services		SCHOOL		Transfers to Foreclosed Property	
RECREATION and CONSERVATION		Self-Liquidating		Balance December 31, 1975	25,596.70
Beaches and Boardwalks		Other		PROPERTY ACQUIRED BY DEED OR	
Parks, Playgrounds, Shade Trees		Total		FORECLOSURE	
Land Reclamation & Conservation		ISSUED AND OUTSTANDING		Balance January 1, 1975	27,643.16
Other Recreational Services	1,814.64	SCHOOL		Transfers From Taxes or Liens	
EDUCATION (excluding schools)		Self-Liquidating		Sale for Cash (1975)	
Libraries		Other		Cancelled, Abated or Adjusted (1975)	
Other Educational Services		Total		Balance December 31, 1975	27,643.16
STATUTORY EXPENDITURES		EQUALIZED VALUATION BASIS		CURRENT FINANCES DECEMBER 31, 1975	
Pensions & F. I. C. A.	3,003.50	FOR NET DEBT COMPUTATION		ASSETS	
Employee Fringe Benefits		REAL PROPERTY VALUATIONS		Cash Dec. 31, 1975	140,864.69
Other Statutory Expenditures		Code Class # of Parcels % VAL'N		Taxes Receivable	108,493.17
CETA And Other Public Employment Programs	6,605.88	1 Vacant Land 543 16.06		Tax Title Liens	25,596.70
MUNICIPAL FUNCTIONS TOTAL	148,033.02	2 Residential 301 74.18		Foreclosed Property	27,643.16
CAPITAL IMPROVEMENTS *MEMO*	4,500.00	3 Farm		Emergencies & Other Deferred Charges	3,500.00
DEBT SERVICE		4a Commercial 20 7.74		State and Federal Aid Receivable	7,870.35
Principal Payments		4b Industrial 2 1.96		Other Receivables	829.26
Interest Payments		4c Apartments 1 .06		Total	314,797.33
DEFERRED CHARGES	13,600.00	Total 867		LIABILITIES, RESERVES, AND SURPLUS	
SCHOOL, COUNTY, SPECIAL DISTRICT TAXES	237,542.36	Land Area 1.72 Sq. Miles		Cash Liabilities	112,167.23
RESERVE FOR UNCOLLECTED TAXES	73,818.45	Net Valuation Taxable-Municipal		Reserves for Receivables	162,562.29
EXPENDITURES TOTAL	472,993.83	Net Valuation Taxable-County		Surplus Dec. 31, 1975	40,067.81
		State Equalized Valuation		Total	314,797.33
		State Equalization Ratio			

1406

Population 1970 **1,305**
 Population 1975 **1,380**
 S & P Rating
 Moody Rating

General Tax Rate Per \$100. **4.34**
 State Equalized Tax Rate **2.70**

CHESTER BOROUGH — MORRIS CO.

Form of Government:
 Borough Council
 Number of Members on Governing Body 6

PER CAPITA:
 Gross Debt **594.48**
 Net Debt **10.87**
 Debt Service **2.81**
 Total Tax Levy **645.93**
 Municipal Expenditures **239.42**

PER CENT:
 Gross Debt **3.11**
 Net Debt **.06**
 Tax Levy Collected **94.20**
 Tax Levy Cancelled, Abated or Adjusted **.91**

EXPENDITURES		REVENUES-REALIZED		1975 PROPERTY TAX	
GENERAL GOVERNMENT				STATE EQUALIZED TAX RATE	
Governing Body & Public Boards		1975 Property Taxes Collected	841,001.83	Local District School Taxes 1.20	396,249.39
Municipal Clerk		1975 Payments in Lieu of Taxes		Regional & Consolidated School Tax .76	250,585.41
Financial Administration	4,850.00	Delinquent Tax & Lien Collections	50,805.34	School Taxes in Municipal Budget	
Assessment of Taxes	5,900.00	Business Personalty Replacement Taxes	21,963.70	County Taxes .36	119,401.31
Collection of Taxes	5,800.00	Taxes from Public Utilities	50,837.59	County Library Taxes .02	7,188.08
Planning, Housing & Development	3,600.00	Other Miscellaneous Tax Revenues		Local Municipal Purpose Taxes .35	115,001.49
Human Resources		State Aid Revenues	774.00	Veteran & Senior Citizen Taxes .02	5,700.00
Elections		Federal Aid Revenues		Total Taxes for Rate Computation 2.71	894,125.68
General Administration (other)	32,603.00	State and Local Fiscal Assistance Act Utilized	22,365.22	Special District Taxes	
JUDICIARY		Sole of Acquired Property		Bank Stock Taxes	2,620.59
Municipal Courts	10,125.00	Other Miscellaneous Revenues	36,898.13	Added and Omitted Taxes	334.54
PUBLIC SAFETY		Total	1,024,645.81	Total Taxes Levied - ABSTRACT	891,380.81
Fire Protection	7,932.00	Prior Years Surplus Appropriated	80,000.00	Total Taxes Billed	892,823.96
Police Protection	87,953.00	REVENUES TOTAL	1,104,645.81	1975 TAXES COLLECTED	841,001.83
Civil Defense & Disaster Control	250.00	Reserve For Uncollected Taxes	63,269.29	1975 Taxes Cancelled, Abated or Adjusted	8,102.20
Environmental Inspection & Control	1,100.00	CAPITAL OUTLAY TOTAL	11,093.27	Transfer to Tax Title Liens or Foreclosed	
Other Public Safety				Balance Outstanding Dec. 31, 1975	43,711.25
PUBLIC WORKS				PRIOR YEARS TAXES OUTSTANDING	
Streets and Drainage	31,310.22	Public Enterprises		Balance January 1, 1975	50,805.34
Sewers and Sewage Processing		Recreation—Culture		Collected in 1975	50,805.34
Garbage and Trash Disposal	2,832.00	Public Works	11,093.27	Cancelled, Abated or Adjusted 1975	
Public Buildings and Grounds	10,000.00	Buildings and Grounds		Transfers to Tax Title Liens or Foreclosed	
Other Public Works	12,250.00	Library and Education		Balance December 31, 1975	
HEALTH and WELFARE		Conservation		TAX TITLE LIENS OUTSTANDING	
Health Services Except Environmental	5,100.00	All Other		Balance January 1, 1975	125.26
Welfare-Public Assistance	1,050.00	CAPITAL DEBT AUTHORIZED, DECEMBER 31, 1975		Transfer From Taxes	8.68
Hospitals, Clinics, First Aid	400.00	ISSUED AND UNISSUED GROSS DEBT		Redeemed in 1975	
Animal, Insect, & Rodent Control		School 805,380		Cancelled, Abated or Adjusted (1975)	
Other Welfare Services		Self-liquidating		Transfers to Foreclosed Property	
RECREATION and CONSERVATION		Other 15,000	15,000	Balance December 31, 1975	133.94
Beaches and Boardwalks		Total 820,380	15,000	PROPERTY ACQUIRED BY DEED OR	
Parks, Playgrounds, Shade Trees				FORECLOSURE	
Land Reclamation & Conservation		ISSUED AND OUTSTANDING		Balance January 1, 1975	
Other Recreational Services	9,389.89	School	805,380.00	Transfers From Taxes or Liens	
EDUCATION (excluding schools)		Self-Liquidating		Sale for Cash (1975)	
Libraries	11,385.00	Other	15,000.00	Cancelled, Abated or Adjusted (1975)	
Other Educational Services		Total	820,380.00	Balance December 31, 1975	
STATUTORY EXPENDITURES		EQUALIZED VALUATION BASIS		CURRENT FINANCES DECEMBER 31, 1975	
Pensions & F. I. C. A.	12,538.00	FOR NET DEBT COMPUTATION	26,363,935.67	ASSETS.	
Employee Fringe Benefits	4,490.00	REAL PROPERTY VALUATIONS		Cash Dec. 31, 1975	143,957.78
Other Statutory Expenditures		Code Class # of Parcels % VAL'N		Taxes Receivable	43,711.25
CETA And Other Public Employment Programs		1 Vacant Land 41 4.41	878,700.00	Tax Title Liens	133.94
MUNICIPAL FUNCTIONS TOTAL	260,858.11	2 Residential 325 57.49	11,465,700.00	Foreclosed Property	
CAPITAL IMPROVEMENTS *MEMO*	8,000.00	3 Farm 13 2.33	464,300.00	Emergencies & Other Deferred Charges	
DEBT SERVICE		4a Commercial 78 35.32	7,044,200.00	State and Federal Aid Receivable	2,214.73
Principal Payments	3,000.00	4b Industrial		Other Receivables	
Interest Payments	877.50	4c Apartments 2 .46	91,100.00	Total	190,017.70
DEFERRED CHARGES	2,392.00	Total 459	19,944,000.00	LIABILITIES, RESERVES, AND SURPLUS	
SCHOOL, COUNTY, SPECIAL DISTRICT TAXES	773,424.19	Land Area 1.60 Sq. Miles		Cash Liabilities	29,909.23
RESERVE FOR UNCOLLECTED TAXES	63,269.29	Net Valuation Taxable-Municipal	20,632,040.00	Reserves for Receivables	43,845.19
EXPENDITURES TOTAL	1,103,821.09	Net Valuation Taxable-County	29,039,439.00	Surplus Dec. 31, 1975	116,263.28
		State Equalized Valuation	32,726,594.00	Total	190,017.70
		State Equalization Ratio	62.25		

1407

Population 1970 4,285
 Population 1975 4,530
 S & P Rating
 Moody Rating

General Tax Rate Per \$100. 4.20
 State Equalized Tax Rate 3.34

CHESTER TOWNSHIP — MORRIS CO.

Form of Government:

Small Municipality Plan C (OMCL50)

Number of Members on Governing Body 5

PER CAPITA:

Gross Debt 771.62
 Net Debt 214.57
 Debt Service 12.91
 Total Tax Levy 702.54
 Municipal Expenditures 260.42

PER CENT:

Gross Debt 4.23
 Net Debt 1.18
 Tax Levy Collected 94.73
 Tax Levy Cancelled, Abated or Adjusted .21

EXPENDITURES		REVENUES-REALIZED		1975 PROPERTY TAX	
GENERAL GOVERNMENT				STATE EQUALIZED TAX RATE	
Governing Body & Public Boards		1975 Property Taxes Collected	3,014,801.29	Local District School Taxes 1.41	1,334,172.25
Municipal Clerk		1975 Payments in Lieu of Taxes		Regional & Consolidated School Tax .89	843,842.37
Financial Administration	12,533.75	Delinquent Tax & Lien Collections	129,533.79	School Taxes in Municipal Budget	
Assessment of Taxes	15,600.00	Business Personalty Replacement Taxes	30,738.02	County Taxes .42	401,976.20
Collection of Taxes	8,330.00	Taxes from Public Utilities	211,997.55	County Library Taxes .03	24,198.61
Planning, Housing & Development	16,908.61	Other Miscellaneous Tax Revenues		Local Municipal Purpose Taxes .58	546,742.62
Human Resources		State Aid Revenues	2,600.00	Veteran & Senior Citizen Taxes .02	17,710.00
Elections		Federal Aid Revenues		Total Taxes for Rate Computation 3.35	3,168,642.05
General Administration (other)	95,443.91	State and Local Fiscal Assistance Act Utilized	52,709.90	Special District Taxes	
JUDICIARY		Sale of Acquired Property		Bank Stock Taxes	659.75
Municipal Courts	16,700.00	Other Miscellaneous Revenues	83,843.67	Added and Omitted Taxes	30,920.74
PUBLIC SAFETY		Total	3,526,224.22	Total Taxes Levied - ABSTRACT	3,182,512.54
Fire Protection	21,868.00	Prior Years Surplus Appropriated	275,000.00	Total Taxes Billed	3,182,635.13
Police Protection	205,920.00	REVENUES TOTAL	3,801,224.22	1975 TAXES COLLECTED	3,014,801.29
Civil Defense & Disaster Control	210.00	Reserve For Uncollected Taxes	208,460.61	1975 Taxes Cancelled, Abated or Adjusted	6,573.00
Environmental Inspection & Control	5,514.24	CAPITAL OUTLAY TOTAL	51,311.65	Transfer to Tax Title Liens or Foreclosed	13,011.60
Other Public Safety				Balance Outstanding Dec. 31, 1975	148,249.24
PUBLIC WORKS				PRIOR YEARS TAXES OUTSTANDING	
Streets and Drainage	227,700.00	Public Enterprises		Balance January 1, 1975	114,861.74
Sewers and Sewage Processing		Recreation—Culture		Collected in 1975	100,158.39
Garbage and Trash Disposal	71,050.00	Public Works	43,523.00	Cancelled, Abated or Adjusted 1975	
Public Buildings and Grounds	67,150.00	Buildings and Grounds	7,788.65	Transfers to Tax Title Liens or Foreclosed	
Other Public Works		Library and Education		Balance December 31, 1975	14,703.35
HEALTH and WELFARE		Conservation		TAX TITLE LIENS OUTSTANDING	
Health Services Except Environmental	12,753.00	All Other		Balance January 1, 1975	37,894.71
Welfare-Public Assistance	6,520.00	CAPITAL DEBT AUTHORIZED, DECEMBER 31, 1975		Transfer From Taxes	13,011.60
Hospitals, Clinics, First Aid	1,200.00	ISSUED AND UNISSUED GROSS DEBT		Redeemed in 1975	29,375.40
Animal, Insect, & Rodent Control	3,900.00	School	2,523,452	Cancelled, Abated or Adjusted (1975)	292.91
Other Welfare Services		Self-liquidating		Transfers to Foreclosed Property	
RECREATION and CONSERVATION		Other	972,000	Balance December 31, 1975	21,238.00
Beaches and Boardwalks		Total	3,495,452	PROPERTY ACQUIRED BY DEED OR	
Parks, Playgrounds, Shade Trees				FORECLOSURE	
Land Reclamation & Conservation	2,800.00	ISSUED AND OUTSTANDING		Balance January 1, 1975	1,000.00
Other Recreational Services	16,374.49	School	2,523,452.00	Transfers From Taxes or Liens	
EDUCATION (excluding schools)		Self-liquidating		Sale for Cash (1975)	
Libraries	53,115.00	Other	182,000.00	Cancelled, Abated or Adjusted (1975)	
Other Educational Services		Total	2,705,452.00	Balance December 31, 1975	1,000.00
STATUTORY EXPENDITURES		EQUALIZED VALUATION BASIS		CURRENT FINANCES DECEMBER 31, 1975	
Pensions & F. I. C. A.	30,284.00	FOR NET DEBT COMPUTATION	82,604,661.67	ASSETS	
Employee Fringe Benefits	10,500.00	REAL PROPERTY VALUATIONS		Cash Dec. 31, 1975	467,801.78
Other Statutory Expenditures		Code Class # of Parcels % VAL'N	ASSESSED VALUATION	Taxes Receivable	162,952.59
CETA And Other Public Employment Programs		1 Vacant Land 248 7.45	5,489,900.00	Tax Title Liens	21,238.00
MUNICIPAL FUNCTIONS TOTAL	902,375.00	2 Residential 1157 77.56	57,189,300.00	Foreclosed Property	1,000.00
CAPITAL IMPROVEMENTS *MEMO*	20,000.00	3 Farm 182 10.37	7,649,600.00	Emergencies & Other Deferred Charges	11,000.00
DEBT SERVICE		4a Commercial 27 2.41	1,779,100.00	State and Federal Aid Receivable	52,828.32
Principal Payments	42,000.00	4b Industrial 8 2.21	1,629,200.00	Other Receivables	3,241.29
Interest Payments	16,500.00	4c Apartments		Total	720,061.98
DEFERRED CHARGES		Total 1622	73,737,100.00	LIABILITIES, RESERVES, AND SURPLUS	
SCHOOL, COUNTY, SPECIAL DISTRICT TAXES	10,369.80	Land Area 28.90 Sq. Miles		Cash Liabilities	223,206.09
RESERVE FOR UNCOLLECTED TAXES	2,604,189.43	Net Valuation Taxable-Municipal	75,444,506.00	Reserves for Receivables	188,431.88
EXPENDITURES TOTAL	3,783,894.84	Net Valuation Taxable-County	97,442,321.00	Surplus Dec. 31, 1975	308,424.01
		State Equalized Valuation	94,225,725.00	Total	720,061.98
		State Equalization Ratio	79.70		

0307

Population 1970 **3,200**
 Population 1975 **3,220**
 S & P Rating
 Moody Rating

General Tax Rate Per \$100. **2.44**
 State Equalized Tax Rate **2.49**

CHESTERFIELD TOWNSHIP — BURLINGTON
 Form of Government: CO.
 Township Committee
 Number of Members on Governing Body 3

PER CAPITA:
 Gross Debt **169.98**
 Net Debt
 Debt Service
 Total Tax Levy **263.69**
 Municipal Expenditures **103.25**
 PER CENT:
 Gross Debt **1.98**
 Net Debt
 Tax Levy Collected **93.64**
 Tax Levy Cancelled, Abated or Adjusted **1.09**

EXPENDITURES		REVENUES-REALIZED		1975 PROPERTY TAX	
GENERAL GOVERNMENT				STATE EQUALIZED TAX RATE	
Governing Body & Public Boards		1975 Property Taxes Collected	797,366.33	Local District School Taxes 1.18	383,433.00
Municipal Clerk		1975 Payments in Lieu of Taxes		Regional & Consolidated School Tax .59	192,423.37
Financial Administration	6,400.00	Delinquent Tax & Lien Collections	39,433.56	School Taxes in Municipal Budget	
Assessment of Taxes	7,639.73	Business Personalty Replacement Taxes	22,600.59	County Taxes .57	183,843.29
Collection of Taxes	5,000.00	Taxes from Public Utilities	100,435.56	County Library Taxes .02	7,583.91
Planning, Housing & Development	12,900.00	Other Miscellaneous Tax Revenues		Local Municipal Purpose Taxes .10	31,354.55
Human Resources		State Aid Revenues	12,900.00	Veteran & Senior Citizen Taxes .03	11,050.00
Elections		Federal Aid Revenues		Total Taxes for Rate Computation 2.49	809,688.12
General Administration (other)	37,000.00	State and Local Fiscal Assistance Act Utilized	43,725.00	Special District Taxes	36,231.15
JUDICIARY		Sale of Acquired Property		Bank Stock Taxes	1,431.45
Municipal Courts	6,700.00	Other Miscellaneous Revenues	29,542.10	Added and Omitted Taxes	12,794.03
PUBLIC SAFETY		Total	1,046,003.14	Total Taxes Levied - ABSTRACT	849,094.75
Fire Protection		Prior Years Surplus Appropriated	96,000.00	Total Taxes Billed	851,546.60
Police Protection	11,500.00	REVENUES TOTAL	1,142,003.14	1975 TAXES COLLECTED	797,366.33
Civil Defense & Disaster Control	250.00	Reserve For Uncollected Taxes	75,000.00	1975 Taxes Cancelled, Abated or Adjusted	9,322.70
Environmental Inspection & Control	2,100.00			Transfer to Tax Title Liens or Foreclosed	1,261.20
Other Public Safety				Balance Outstanding Dec. 31, 1975	43,596.37
PUBLIC WORKS		CAPITAL OUTLAY TOTAL		PRIOR YEARS TAXES OUTSTANDING	
Streets and Drainage	119,765.00	Public Enterprises		Balance January 1, 1975	39,807.61
Sewers and Sewage Processing		Recreation—Culture		Collected in 1975	39,348.18
Garbage and Trash Disposal		Public Works		Cancelled, Abated or Adjusted 1975	
Public Buildings and Grounds	21,720.27	Buildings and Grounds		Transfers to Tax Title Liens or Foreclosed	459.43
Other Public Works		Library and Education		Balance December 31, 1975	
HEALTH and WELFARE		Conservation		TAX TITLE LIENS OUTSTANDING	
Health Services Except Environmental	800.00	All Other		Balance January 1, 1975	1,705.64
Welfare-Public Assistance	3,400.00			Transfer From Taxes	1,077.65
Hospitals, Clinics, First Aid		CAPITAL DEBT AUTHORIZED, DECEMBER 31, 1975		Redeemed in 1975	85.38
Animal, Insect, & Rodent Control		ISSUED AND UNISSUED GROSS DEBT		Cancelled, Abated or Adjusted (1975)	
Other Welfare Services		School 547,331	NET DEBT	Transfers to Foreclosed Property	1,626.23
RECREATION and CONSERVATION		Self-liquidating		Balance December 31, 1975	1,071.68
Beaches and Boardwalks	500.00	Other		PROPERTY ACQUIRED BY DEED OR FORECLOSURE	
Parks, Playgrounds, Shade Trees	5,000.00	Total 547,331		Balance January 1, 1975	27,694.18
Land Reclamation & Conservation	3,000.00	ISSUED AND OUTSTANDING		Transfers From Taxes or Liens	2,405.82
Other Recreational Services		School	547,331.00	Sale for Cash (1975)	
EDUCATION (excluding schools)		Self-Liquidating		Cancelled, Abated or Adjusted (1975)	
Libraries	2,500.00	Other		Balance December 31, 1975	30,100.00
Other Educational Services		Total	547,331.00	CURRENT FINANCES DECEMBER 31, 1975	
STATUTORY EXPENDITURES		EQUALIZED VALUATION BASIS		ASSETS	
Pensions & F. I. C. A.	5,300.00	FOR NET DEBT COMPUTATION	27,624,885.00	Cash Dec. 31, 1975	285,329.18
Employee Fringe Benefits		REAL PROPERTY VALUATIONS		Taxes Receivable	43,596.37
Other Statutory Expenditures		Code Class # of Parcels % VAL'N	ASSESSED VALUATION	Tax Title Liens	1,071.68
CETA And Other Public Employment Programs		1 Vacant Land 60 1.29	414,900.00	Foreclosed Property	30,100.00
MUNICIPAL FUNCTIONS TOTAL	251,475.00	2 Residential 483 55.45	17,854,500.00	Emergencies & Other Deferred Charges	
CAPITAL IMPROVEMENTS *MEMO*	15,000.00	3 Farm 321 27.62	8,894,400.00	State and Federal Aid Receivable	36,641.00
DEBT SERVICE		4a Commercial 72 15.64	5,036,300.00	Other Receivables	3,568.89
Principal Payments		4b Industrial		Total	400,307.12
Interest Payments		4c Apartments		LIABILITIES, RESERVES, AND SURPLUS	
DEFERRED CHARGES	6,000.00	Total 936	32,200,100.00	Cash Liabilities	183,280.47
SCHOOL, COUNTY, SPECIAL DISTRICT TAXES	803,514.72	Land Area 21.81 Sq. Miles		Reserves for Receivables	78,336.94
RESERVE FOR UNCOLLECTED TAXES	75,000.00	Net Valuation Taxable-Municipal	33,202,053.00	Surplus Dec. 31, 1975	138,689.71
EXPENDITURES TOTAL	1,135,989.72	Net Valuation Taxable-County	30,327,810.00	Total	400,307.12
		State Equalized Valuation	32,447,363.00		
		State Equalization Ratio	102.40		

0308

Population 1970 17,015
 Population 1975 17,520
 S & P Rating A
 Moody Rating A-1

General Tax Rate Per \$100. 3.65
 State Equalized Tax Rate 2.95

CINNAMINSON TOWNSHIP — BURLINGTON
 Form of Government: CO.
 Township Committee
 Number of Members on Governing Body 5

PER CAPITA: 320.48
 Gross Debt 74.76
 Net Debt 5.35
 Debt Service 407.79
 Total Tax Levy 121.94
 Municipal Expenditures

PER CENT: 2.64
 Gross Debt
 Net Debt .62
 Tax Levy Collected 96.29
 Tax Levy Cancelled, Abated or Adjusted .86

EXPENDITURES		REVENUES-REALIZED		1975 PROPERTY TAX	
GENERAL GOVERNMENT				STATE EQUALIZED TAX RATE 2.11	
Governing Body & Public Boards		1975 Property Taxes Collected	6,895,735.91	Local District School Taxes	5,123,374.00
Municipal Clerk		1975 Payments in Lieu of Taxes		Regional & Consolidated School Tax	
Financial Administration	13,370.00	Delinquent Tax & Lien Collections	130,438.34	School Taxes in Municipal Budget	
Assessment of Taxes	11,325.00	Business Personalty Replacement Taxes	213,754.62	County Taxes	1,363,765.04
Collection of Taxes	23,767.00	Taxes from Public Utilities	603,498.31	County Library Taxes	56,253.33
Planning, Housing & Development	8,094.00	Other Miscellaneous Tax Revenues		Local Municipal Purpose Taxes	528,092.27
Human Resources		State Aid Revenues	2,115.20	Veteran & Senior Citizen Taxes	95,120.00
Elections		Federal Aid Revenues	87,906.10	Total Taxes for Rate Computation	7,166,604.64
General Administration (other)	197,160.00	State and Local Fiscal Assistance Act Utilized	102,249.00	Special District Taxes	
JUDICIARY		Sale of Acquired Property		Bank Stock Taxes	10,621.71
Municipal Courts	17,245.00	Other Miscellaneous Revenues	243,923.15	Added and Omitted Taxes	62,457.85
PUBLIC SAFETY		Total	8,279,620.63	Total Taxes Levied - ABSTRACT	7,144,564.20
Fire Protection	99,415.00	Prior Years Surplus Appropriated	274,000.00	Total Taxes Billed	7,161,232.18
Police Protection	516,423.00	REVENUES TOTAL	8,553,620.63	1975 TAXES COLLECTED	6,895,735.91
Civil Defense & Disaster Control	1,528.00	Reserve For Uncollected Taxes	222,129.03	1975 Taxes Cancelled, Abated or Adjusted	61,552.47
Environmental Inspection & Control	13,570.00	CAPITAL OUTLAY TOTAL	165,402.20	Transfer to Tax Title Liens or Foreclosed	13,707.10
Other Public Safety				Balance Outstanding Dec. 31, 1975	190,236.70
PUBLIC WORKS				PRIOR YEARS TAXES OUTSTANDING	
Streets and Drainage	431,099.60	Public Enterprises		Balance January 1, 1975	156,806.31
Sewers and Sewage Processing		Recreation—Culture	57,380.58	Collected in 1975	119,594.62
Garbage and Trash Disposal	132,710.00	Public Works	7,190.77	Cancelled, Abated or Adjusted 1975	4,298.15
Public Buildings and Grounds	34,000.00	Buildings and Grounds	100,830.85	Transfers to Tax Title Liens or Foreclosed	3,445.99
Other Public Works	24,418.00	Library and Education		Balance December 31, 1975	29,467.55
HEALTH and WELFARE		Conservation		TAX TITLE LIENS OUTSTANDING	
Health Services Except Environmental	4,120.00	All Other		Balance January 1, 1975	30,394.41
Welfare-Public Assistance	1,855.00	CAPITAL DEBT AUTHORIZED, DECEMBER 31, 1975		Transfer From Taxes	17,577.97
Hospitals, Clinics, First Aid	2,000.00	ISSUED AND UNISSUED GROSS DEBT NET DEBT		Redeemed in 1975	10,843.72
Animal, Insect, & Rodent Control	415.00	School 4,305,000		Cancelled, Abated or Adjusted (1975)	
Other Welfare Services		Self-liquidating 1,309,800	1,309,800	Transfers to Foreclosed Property	3,123.11
RECREATION and CONSERVATION		Other 5,614,800	1,309,800	Balance December 31, 1975	34,005.55
Beaches and Boardwalks	8,550.00	Total		PROPERTY ACQUIRED BY DEED OR	
Parks, Playgrounds, Shade Trees	5,000.00	ISSUED AND OUTSTANDING		FORECLOSURE	
Land Reclamation & Conservation	25,908.00	School 4,305,000.00		Balance January 1, 1975	35,256.89
Other Recreational Services		Self-liquidating 951,800.00		Transfers From Taxes or Liens	3,123.11
EDUCATION (excluding schools)		Other 5,256,800.00		Sale for Cash (1975)	
Libraries	12,395.00	Total		Cancelled, Abated or Adjusted (1975)	14,600.00
Other Educational Services		EQUALIZED VALUATION BASIS		Balance December 31, 1975	23,780.00
STATUTORY EXPENDITURES		FOR NET DEBT COMPUTATION	212,846,006.67	CURRENT FINANCES DECEMBER 31, 1975	
Pensions & F. I. C. A.	85,174.00	REAL PROPERTY VALUATIONS		ASSETS	
Employee Fringe Benefits	30,575.00	Code Class # of Parcels % VAL'N		Cash Dec. 31, 1975	2,614,133.31
Other Statutory Expenditures		1 Vacant Land 248 3.03	5,874,300.00	Taxes Receivable	219,704.25
CETA And Other Public Employment Programs	96,447.19	2 Residential 4476 73.32	142,118,755.00	Tax Title Liens	34,005.55
MUNICIPAL FUNCTIONS TOTAL	1,796,563.79	3 Farm 31 .33	635,350.00	Foreclosed Property	23,780.00
CAPITAL IMPROVEMENTS *MEMO*	30,000.00	4a Commercial 118 11.99	23,243,700.00	Emergencies & Other Deferred Charges	46,475.60
DEBT SERVICE		4b Industrial 66 11.32	21,937,750.00	State and Federal Aid Receivable	10,022.19
Principal Payments	61,400.00	4c Apartments 1 .02	33,100.00	Other Receivables	30,281.12
Interest Payments	32,275.00	Total 4940	193,842,955.00	Total	2,978,402.02
DEFERRED CHARGES	24,103.62	Land Area 7.57 Sq. Miles		LIABILITIES, RESERVES, AND SURPLUS	
SCHOOL, COUNTY, SPECIAL DISTRICT TAXES	6,543,392.37	Net Valuation Taxable-Municipal	196,648,391.00	Cash Liabilities	2,554,887.60
RESERVE FOR UNCOLLECTED TAXES	222,129.03	Net Valuation Taxable-County	225,167,917.00	Reserves for Receivables	307,770.92
EXPENDITURES TOTAL	8,679,863.81	State Equalized Valuation	242,324,718.00	Surplus Dec. 31, 1975	115,743.50
		State Equalization Ratio	80.93	Total	2,978,402.02

2002

Population 1970 **18,865**
 Population 1975 **19,125**
 S & P Rating
 Moody Rating **A-1**

General Tax Rate Per \$100. **3.11**
 State Equalized Tax Rate **2.89**

CLARK TOWNSHIP — UNION CO.

Form of Government:
 Mayor-Council Plan F (OMCL50)
 Number of Members on Governing Body **7**

PER CAPITA:
 Gross Debt **401.61**
 Net Debt **147.08**
 Debt Service **13.53**
 Total Tax Levy **442.63**
 Municipal Expenditures **164.90**
 PER CENT:
 Gross Debt **2.83**
 Net Debt **1.04**
 Tax Levy Collected **98.64**
 Tax Levy Cancelled, Abated or Adjusted **.22**

EXPENDITURES		REVENUES-REALIZED		1975 PROPERTY TAX	
GENERAL GOVERNMENT		STATE EQUALIZED TAX RATE		1.17	
Governing Body & Public Boards	22,629.00	1975 Property Taxes Collected	8,377,873.53	Local District School Taxes	3,482,123.00
Municipal Clerk	46,989.00	1975 Payments in Lieu of Taxes	22,126.95	Regional & Consolidated School Tax	2,278,403.07
Financial Administration		Delinquent Tax & Lien Collections	85,806.53	School Taxes in Municipal Budget	
Assessment of Taxes	23,090.43	Business Personalty Replacement Taxes	493,562.28	County Taxes	1,376,212.88
Collection of Taxes	28,577.00	Taxes from Public Utilities	432,647.27	County Library Taxes	
Planning, Housing & Development	7,600.00	Other Miscellaneous Tax Revenues		Local Municipal Purpose Taxes	1,290,554.09
Human Resources	3,050.00	State Aid Revenues	4,874.00	Veteran & Senior Citizen Taxes	124,350.00
Elections	2,786.81	Federal Aid Revenues		Total Taxes for Rate Computation	8,551,643.04
General Administration (other)	264,506.88	State and Local Fiscal Assistance Act Utilized	112,008.00	Special District Taxes	
JUDICIARY		Sale of Acquired Property		Bank Stock Taxes	13,621.91
Municipal Courts	25,854.57	Other Miscellaneous Revenues	333,539.16	Added and Omitted Taxes	24,335.07
PUBLIC SAFETY		Total	9,862,437.72	Total Taxes Levied - ABSTRACT	8,465,250.02
Fire Protection	145,550.00	Prior Years Surplus Appropriated	577,114.58	Total Taxes Billed	8,492,988.30
Police Protection	768,343.00	REVENUES	10,439,552.30	1975 TAXES COLLECTED	8,377,873.53
Civil Defense & Disaster Control	3,165.00	Reserve For Uncollected Taxes	219,368.87	1975 Taxes Cancelled, Abated or Adjusted	18,999.36
Environmental Inspection & Control	16,591.00	CAPITAL OUTLAY	517,223.03	Transfer to Tax Title Liens or Foreclosed	506.93
Other Public Safety		Total		Balance Outstanding Dec. 31, 1975	95,608.48
PUBLIC WORKS		Public Enterprises	39,946.45	PRIOR YEARS TAXES OUTSTANDING	
Streets and Drainage	477,672.61	Recreation—Culture		Balance January 1, 1975	86,292.52
Sewers and Sewage Processing	350,680.00	Public Works	351,989.08	Collected in 1975	85,806.53
Garbage and Trash Disposal		Buildings and Grounds	125,287.50	Cancelled, Abated or Adjusted 1975	
Public Buildings and Grounds	52,283.00	Library and Education		Transfers to Tax Title Liens or Foreclosed	
Other Public Works		Conservation		Balance December 31, 1975	485.99
HEALTH and WELFARE		All Other		TAX TITLE LIENS OUTSTANDING	
Health Services Except Environmental	33,367.35	CAPITAL DEBT AUTHORIZED, DECEMBER 31, 1975		Balance January 1, 1975	2,550.26
Welfare-Public Assistance	3,420.00	ISSUED AND UNISSUED		Transfer From Taxes	506.93
Hospitals, Clinics, First Aid		School	4,116,483	Redeemed in 1975	
Animal, Insect, & Rodent Control		Self-Liquidating	770,000	Cancelled, Abated or Adjusted (1975)	
Other Welfare Services		Other	2,794,304	Transfers to Foreclosed Property	
RECREATION and CONSERVATION		Total	7,680,787	Balance December 31, 1975	3,057.19
Beaches and Boardwalks		ISSUED AND OUTSTANDING		PROPERTY ACQUIRED BY DEED OR FORECLOSURE	
Parks, Playgrounds, Shade Trees	17,075.00	School	4,116,483.00	Balance January 1, 1975	26,625.00
Land Reclamation & Conservation		Self-Liquidating	770,000.00	Transfers From Taxes or Liens	
Other Recreational Services	22,270.00	Other	2,321,000.00	Sale for Cash (1975)	
EDUCATION (excluding schools)		Total	7,207,483.00	Cancelled, Abated or Adjusted (1975)	
Libraries	125,000.00	EQUALIZED VALUATION BASIS		Balance December 31, 1975	26,625.00
Other Educational Services		FOR NET DEBT COMPUTATION	271,331,524.33	CURRENT FINANCES DECEMBER 31, 1975	
STATUTORY EXPENDITURES		REAL PROPERTY VALUATIONS		ASSETS	
Pensions & F. I. C. A.	141,322.19	Code Class # of Parcels % VAL'N	ASSESSED VALUATION	Cash Dec. 31, 1975	466,022.90
Employee Fringe Benefits	60,000.00	1 Vacant Land 166 1.13	3,103,100.00	Taxes Receivable	96,094.47
Other Statutory Expenditures		2 Residential 4489 74.05	203,243,800.00	Tax Title Liens	3,057.19
CETA And Other Public Employment Programs		3 Farm 7 .10	272,600.00	Foreclosed Property	26,625.00
MUNICIPAL FUNCTIONS		4a Commercial 110 7.86	21,585,800.00	Emergencies & Other Deferred Charges	71,897.84
CAPITAL IMPROVEMENTS	*MEMO*	4b Industrial 26 12.12	33,266,400.00	State and Federal Aid Receivable	22,949.12
DEBT SERVICE		4c Apartments 9 4.74	13,000,500.00	Other Receivables	441,673.00
Principal Payments	150,000.00	Total	274,472,200.00	Total	1,128,319.52
Interest Payments	108,774.00	Land Area 4.53 Sq. Miles		LIABILITIES, RESERVES, AND SURPLUS	
DEFERRED CHARGES		Net Valuation Taxable-Municipal	275,847,400.00	Cash Liabilities	380,710.47
SCHOOL, COUNTY, SPECIAL DISTRICT TAXES	7,136,738.95	Net Valuation Taxable-County	291,893,136.00	Reserves for Receivables	567,449.66
RESERVE FOR UNCOLLECTED TAXES	219,368.87	State Equalized Valuation	296,732,971.00	Surplus Dec. 31, 1975	180,159.39
EXPENDITURES	TOTAL	State Equalization Ratio	92.93	Total	1,128,319.52
	10,290,504.66				

0801

Population 1970 5,215
 Population 1975 5,725
 S & P Rating
 Moody Rating

General Tax Rate Per \$100. 5.85
 State Equalized Tax Rate 2.86

CLAYTON BOROUGH — GLOUCESTER CO.

Form of Government:

Borough Council

Number of Members on Governing Body 6

PER CAPITA:

Gross Debt 296.19
 Net Debt 34.85
 Debt Service .45
 Total Tax Levy 239.41
 Municipal Expenditures 135.50

PER CENT:

Gross Debt 4.17
 Net Debt .49
 Tax Levy Collected 88.71
 Tax Levy Cancelled, Abated or Adjusted

EXPENDITURES		REVENUES-REALIZED		1975 PROPERTY TAX	
GENERAL GOVERNMENT				STATE EQUALIZED TAX RATE	
Governing Body & Public Boards	6,050.00	1975 Property Taxes Collected	1,228,588.02	Local District School Taxes	1.88
Municipal Clerk	6,800.00	1975 Payments in Lieu of Taxes		Regional & Consolidated School Tax	
Financial Administration	12,515.50	Delinquent Tax & Lien Collections	83,743.17	School Taxes in Municipal Budget	
Assessment of Taxes	6,620.00	Business Personalty Replacement Taxes	29,641.34	County Taxes	.57
Collection of Taxes	8,444.57	Taxes from Public Utilities	132,323.31	County Library Taxes	
Planning, Housing & Development	5,015.15	Other Miscellaneous Tax Revenues		Local Municipal Purpose Taxes	.35
Human Resources		State Aid Revenues	15,257.46	Veteran & Senior Citizen Taxes	.07
Elections	1,032.08	Federal Aid Revenues	44,077.68	Total Taxes for Rate Computation	2.87
General Administration (other)	45,511.52	State and Local Fiscal Assistance Act Utilized	84,064.23	Special District Taxes	
JUDICIARY		Sale of Acquired Property	7,782.50	Bank Stock Taxes	
Municipal Courts	10,635.00	Other Miscellaneous Revenues	46,927.37	Added and Omitted Taxes	
PUBLIC SAFETY		Total	1,672,405.08	Total Taxes Levied - ABSTRACT	
Fire Protection	27,000.00	Prior Years Surplus Appropriated	183,000.00	Total Taxes Billed	
Police Protection	214,478.00	REVENUES TOTAL	1,855,405.08	1975 TAXES COLLECTED	
Civil Defense & Disaster Control	2,031.61	Reserve For Uncollected Taxes	92,290.45	1975 Taxes Cancelled, Abated or Adjusted	
Environmental Inspection & Control	6,055.00	CAPITAL OUTLAY TOTAL	20,891.25	Transfer to Tax Title Liens or Foreclosed	
Other Public Safety		Public Enterprises	15,715.00	Balance Outstanding Dec. 31, 1975	156,433.38
PUBLIC WORKS		Recreation—Culture		PRIOR YEARS TAXES OUTSTANDING	
Streets and Drainage	138,393.59	Public Works	518.75	Balance January 1, 1975	81,055.96
Sewers and Sewage Processing	34,200.00	Buildings and Grounds	4,657.50	Collected in 1975	78,173.79
Garbage and Trash Disposal	12,881.24	Library and Education		Cancelled, Abated or Adjusted 1975	
Public Buildings and Grounds		Conservation		Transfers to Tax Title Liens or Foreclosed	
Other Public Works		All Other		Balance December 31, 1975	2,882.17
HEALTH and WELFARE		CAPITAL DEBT AUTHORIZED, DECEMBER 31, 1975		TAX TITLE LIENS OUTSTANDING	
Health Services Except Environmental	4,493.53	ISSUED AND UNISSUED		Balance January 1, 1975	25,820.90
Welfare-Public Assistance	3,100.00	School	869,000	Transfer From Taxes	
Hospitals, Clinics, First Aid		Self-liquidating	627,187	Redeemed in 1975	5,569.38
Animal, Insect, & Rodent Control	1,000.00	Other	199,500	Cancelled, Abated or Adjusted (1975)	
Other Welfare Services		Total	1,695,687	Transfers to Foreclosed Property	
RECREATION and CONSERVATION		ISSUED AND OUTSTANDING		Balance December 31, 1975	20,251.52
Beaches and Boardwalks		School	869,000.00	PROPERTY ACQUIRED BY DEED OR	
Parks, Playgrounds, Shade Trees	8,645.79	Self-Liquidating	627,187.00	FORECLOSURE	
Land Reclamation & Conservation		Other	80,000.00	Balance January 1, 1975	25,482.00
Other Recreational Services	2,500.00	Total	1,576,187.00	Transfers From Taxes or Liens	
EDUCATION (excluding schools)		EQUALIZED VALUATION BASIS		Sale for Cash (1975)	7,782.50
Libraries		FOR NET DEBT COMPUTATION	40,686,967.33	Cancelled, Abated or Adjusted (1975)	
Other Educational Services		REAL PROPERTY VALUATIONS		Balance December 31, 1975	17,699.50
STATUTORY EXPENDITURES		Code Class # of Parcels % VAL'N	ASSESSED VALUATION	CURRENT FINANCES DECEMBER 31, 1975	
Pensions & F. I. C. A.	33,322.35	1 Vacant Land 521 1.53	338,700.00	ASSETS	
Employee Fringe Benefits		2 Residential 1430 65.65	14,578,000.00	Cash Dec. 31, 1975	282,956.80
Other Statutory Expenditures		3 Farm 36 2.58	572,200.00	Taxes Receivable	159,315.55
CETA And Other Public Employment Programs	43,918.99	4a Commercial 101 10.00	2,221,600.00	Tax Title Liens	20,251.52
MUNICIPAL FUNCTIONS TOTAL	634,643.92	4b Industrial 12 17.16	3,811,800.00	Foreclosed Property	17,699.50
CAPITAL IMPROVEMENTS *MEMO*	10,000.00	4c Apartments 6 3.08	684,600.00	Emergencies & Other Deferred Charges	73,090.18
DEBT SERVICE		Total 2106	22,206,900.00	State and Federal Aid Receivable	12,500.00
Principal Payments		Land Area 7.26 Sq. Miles		Other Receivables	13,325.08
Interest Payments	2,600.00	Net Valuation Taxable-Municipal	22,597,033.00	Total	579,138.63
DEFERRED CHARGES	46,229.53	Net Valuation Taxable-County	45,123,508.00	LIABILITIES, RESERVES, AND SURPLUS	
SCHOOL, COUNTY, SPECIAL DISTRICT TAXES	1,129,952.43	State Equalized Valuation	45,702,690.00	Cash Liabilities	142,796.97
RESERVE FOR UNCOLLECTED TAXES	92,290.45	State Equalization Ratio	49.01	Reserves for Receivables	210,591.65
EXPENDITURES TOTAL	1,905,716.33			Surplus Dec. 31, 1975	225,750.01

0411
 Population 1970 **4,515**
 Population 1975 **5,140**
 S & P Rating
 Moody Rating

General Tax Rate Per \$100. **6.72**
 State Equalized Tax Rate **3.06**

CLEMENTON BOROUGH — CAMDEN CO.
 Form of Government:
Borough Council
 Number of Members on Governing Body **6**

PER CAPITA:		PER CENT:	
Gross Debt	186.56	Gross Debt	2.36
Net Debt	88.00	Net Debt	1.11
Debt Service	4.86	Tax Levy Collected	91.65
Total Tax Levy	292.32	Tax Levy Cancelled, Abated or Adjusted	2.43
Municipal Expenditures	143.77		

EXPENDITURES		REVENUES-REALIZED		1975 PROPERTY TAX	
GENERAL GOVERNMENT				STATE EQUALIZED TAX RATE	
Governing Body & Public Boards		1975 Property Taxes Collected	1,377,527.91	Local District School Taxes	.69 339,596.00
Municipal Clerk		1975 Payments in Lieu of Taxes		Regional & Consolidated School Tax	.70 344,687.57
Financial Administration	7,460.00	Delinquent Tax & Lien Collections	95,736.99	School Taxes in Municipal Budget	
Assessment of Taxes	11,652.00	Business Personalty Replacement Taxes	24,498.57	County Taxes	.98 482,735.36
Collection of Taxes	16,290.00	Taxes from Public Utilities	89,793.89	County Library Taxes	.02 11,131.92
Planning, Housing & Development	6,856.00	Other Miscellaneous Tax Revenues		Local Municipal Purpose Taxes	.60 294,916.53
Human Resources	3,030.00	State Aid Revenues	1,639.50	Veteran & Senior Citizen Taxes	.06 31,830.00
Elections	1,400.00	Federal Aid Revenues	38,643.00	Total Taxes for Rate Computation	3.05 1,504,897.38
General Administration (other)	95,565.00	State and Local Fiscal Assistance Act Utilized	50,844.66	Special District Taxes	
JUDICIARY		Sale of Acquired Property		Bank Stock Taxes	2,763.47
Municipal Courts	9,500.00	Other Miscellaneous Revenues	60,972.95	Added and Omitted Taxes	26,673.58
PUBLIC SAFETY		Total	1,739,657.47	Total Taxes Levied - ABSTRACT	1,502,504.43
Fire Protection	18,304.00	Prior Years Surplus Appropriated	175,000.00	Total Taxes Billed	1,502,959.57
Police Protection	166,852.50	REVENUES TOTAL	1,914,657.47	1975 TAXES COLLECTED	1,377,527.91
Civil Defense & Disaster Control	3,029.50	Reserve For Uncollected Taxes	123,014.99	1975 Taxes Cancelled, Abated or Adjusted	36,565.87
Environmental Inspection & Control	4,100.00	CAPITAL OUTLAY TOTAL	88,236.80	Transfer to Tax Title Liens or Foreclosed	4,704.40
Other Public Safety				Balance Outstanding Dec. 31, 1975	84,161.39
PUBLIC WORKS				PRIOR YEARS TAXES OUTSTANDING	
Streets and Drainage	97,218.00	Public Enterprises	13,000.00	Balance January 1, 1975	83,292.01
Sewers and Sewage Processing		Recreation—Culture		Collected in 1975	78,218.86
Garbage and Trash Disposal	35,200.00	Public Works	10,296.00	Cancelled, Abated or Adjusted 1975	.10
Public Buildings and Grounds	12,000.00	Buildings and Grounds	64,940.80	Transfers to Tax Title Liens or Foreclosed	2,773.91
Other Public Works		Library and Education		Balance December 31, 1975	2,299.14
HEALTH and WELFARE		Conservation		TAX TITLE LIENS OUTSTANDING	
Health Services Except Environmental	1,850.00	All Other		Balance January 1, 1975	26,780.61
Welfare-Public Assistance	6,750.00	CAPITAL DEBT AUTHORIZED, DECEMBER 31, 1975		Transfer From Taxes	6,036.47
Hospitals, Clinics, First Aid		ISSUED AND UNISSUED GROSS DEBT NET DEBT		Redeemed in 1975	17,518.13
Animal, Insect, & Rodent Control	1,740.00	School	491,630	Cancelled, Abated or Adjusted (1975)	
Other Welfare Services		Self-liquidating	187,300	Transfers to Foreclosed Property	
RECREATION and CONSERVATION		Other	280,000	Balance December 31, 1975	15,298.95
Beaches and Boardwalks		Total	958,930	PROPERTY ACQUIRED BY DEED OR FORECLOSURE	
Parks, Playgrounds, Shade Trees	2,000.00	ISSUED AND OUTSTANDING		Balance January 1, 1975	54,249.45
Land Reclamation & Conservation	45.00	School	491,630.00	Transfers From Taxes or Liens	1,441.84
Other Recreational Services	8,300.00	Self-Liquidating	174,000.00	Sale for Cash (1975)	
EDUCATION (excluding schools)		Other	280,000.00	Cancelled, Abated or Adjusted (1975)	
Libraries	4,500.00	Total	945,630.00	Balance December 31, 1975	55,691.29
Other Educational Services		EQUALIZED VALUATION BASIS		CURRENT FINANCES DECEMBER 31, 1975	
STATUTORY EXPENDITURES		FOR NET DEBT COMPUTATION	40,718,847.33	ASSETS	
Pensions & F. I. C. A.	23,605.00	REAL PROPERTY VALUATIONS		Cash Dec. 31, 1975	357,891.97
Employee Fringe Benefits	7,400.00	Code Class # of Parcels % VAL'N		Taxes Receivable	86,460.53
Other Statutory Expenditures		1 Vacant Land 335 1.94	428,200.00	Tax Title Liens	15,298.95
CETA And Other Public Employment Programs	31,320.00	2 Residential 1604 63.95	14,118,976.00	Foreclosed Property	55,691.29
MUNICIPAL FUNCTIONS TOTAL	575,967.00	3 Farm		Emergencies & Other Deferred Charges	6,000.00
CAPITAL IMPROVEMENTS *MEMC*	2,000.00	4a Commercial 73 20.14	4,447,045.00	State and Federal Aid Receivable	6,639.50
DEBT SERVICE		4b Industrial 4 .42	93,200.00	Other Receivables	4,709.45
Principal Payments	15,000.00	4c Apartments 7 13.54	2,989,274.00	Total	532,691.69
Interest Payments	10,000.00	Total 2023	22,076,695.00	LIABILITIES, RESERVES, AND SURPLUS	
DEFERRED CHARGES	15,018.01	Land Area 1.91 Sq. Miles		Cash Liabilities	89,931.01
SCHOOL, COUNTY, SPECIAL DISTRICT TAXES	1,178,150.85	Net Valuation Taxable-Municipal	22,380,227.00	Reserves for Receivables	160,796.22
RESERVE FOR UNCOLLECTED TAXES	123,014.99	Net Valuation Taxable-County	44,432,998.00	Surplus Dec. 31, 1975	281,964.46
EXPENDITURES TOTAL	1,917,150.85	State Equalized Valuation	48,759,842.00	Total	532,691.69
		State Equalization Ratio	45.56		

PER CAPITA:		PER CENT:	
Gross Debt	55.43	Gross Debt	.47
Net Debt	31.33	Net Debt	.26
Debt Service	3.34	Tax Levy Collected	98.17
Total Tax Levy	338.21	Tax Levy Cancelled, Abated	
Municipal Expenditures	185.53	or Adjusted	.05

1971/3000

1602

Population 1970 **82,485**
 Population 1975 **82,390**
 S & P Rating **AA**
 Moody Rating **A**

General Tax Rate Per \$100. **2.50**
 State Equalized Tax Rate **2.07**

CLIFTON CITY — PASSAIC CO.

Form of Government:

Council-Manager (1923)

Number of Members on Governing Body 7

PER CAPITA:

Gross Debt **250.53**
 Net Debt **151.99**
 Debt Service **22.12**
 Total Tax Levy **315.87**
 Municipal Expenditures **213.07**

PER CENT:

Gross Debt **1.75**
 Net Debt **1.06**
 Tax Levy Collected **97.29**
 Tax Levy Cancelled, Abated or Adjusted **.32**

EXPENDITURES		REVENUES-REALIZED		1975 PROPERTY TAX	
GENERAL GOVERNMENT				STATE EQUALIZED TAX RATE \rightarrow .89	
Governing Body & Public Boards	30,600.00	1975 Property Taxes Collected	25,338,799.93	Local District School Taxes	11,350,033.75
Municipal Clerk	102,579.20	1975 Payments in Lieu of Taxes		Regional & Consolidated School Tax	
Financial Administration	112,656.77	Delinquent Tax & Lien Collections	379,899.31	School Taxes in Municipal Budget	.07 836,079.50
Assessment of Taxes	135,017.84	Business Personalty Replacement Taxes	2,868,352.06	County Taxes	.62 7,883,942.46
Collection of Taxes	88,650.36	Taxes from Public Utilities	2,406,831.80	County Library Taxes	
Planning, Housing & Development	33,342.33	Other Miscellaneous Tax Revenues		Local Municipal Purpose Taxes	.45 5,789,558.41
Human Resources	16,106.75	State Aid Revenues	113,467.80	Veteran & Senior Citizen Taxes	.04 545,750.00
Elections	14,150.00	Federal Aid Revenues	892,522.00	Total Taxes for Rate Computation	2.07 26,405,364.12
General Administration (other)	755,395.95	State and Local Fiscal Assistance Act Utilized	518,193.00	Special District Taxes	
JUDICIARY		Sale of Acquired Property	4,400.00	Bank Stock Taxes	59,462.39
Municipal Courts	96,265.50	Other Miscellaneous Revenues	1,148,379.55	Added and Omitted Taxes	105,147.49
PUBLIC SAFETY		Total	33,670,845.45	Total Taxes Levied - ABSTRACT	26,024,224.00
Fire Protection	2,711,472.51	Prior Years Surplus Appropriated	3,220,000.00	Total Taxes Billed	26,044,539.88
Police Protection	2,687,526.46	REVENUES TOTAL	36,890,845.45	1975 TAXES COLLECTED	25,338,799.93
Civil Defense & Disaster Control	15,494.73	Reserve For Uncollected Taxes	2,252,234.11	1975 Taxes Cancelled, Abated or Adjusted	82,239.84
Environmental Inspection & Control	70,709.88	CAPITAL OUTLAY TOTAL	1,481,684.47	Transfer to Tax Title Liens or Foreclosed	8,207.63
Other Public Safety	149,049.36			Balance Outstanding Dec. 31, 1975	615,292.48
PUBLIC WORKS				PRIOR YEARS TAXES OUTSTANDING	
Streets and Drainage	870,157.56	Public Enterprises		Balance January 1, 1975	993,010.13
Sewers and Sewage Processing	1,012,060.06	Recreation—Culture	14,712.14	Collected in 1975	375,227.24
Garbage and Trash Disposal	950,050.00	Public Works	899,820.48	Cancelled, Abated or Adjusted 1975	5,254.83
Public Buildings and Grounds	57,792.58	Buildings and Grounds	64,570.05	Transfers to Tax Title Liens or Foreclosed	
Other Public Works	58,362.03	Library and Education	502,581.80	Balance December 31, 1975	612,528.06
HEALTH and WELFARE		Conservation		TAX TITLE LIENS OUTSTANDING	
Health Services Except Environmental	267,877.89	All Other		Balance January 1, 1975	87,423.66
Welfare-Public Assistance	21,540.75	CAPITAL DEBT AUTHORIZED, DECEMBER 31, 1975		Transfer From Taxes	8,207.63
Hospitals, Clinics, First Aid		ISSUED AND UNISSUED		Redeemed in 1975	4,672.07
Animal, Insect, & Rodent Control	31,887.65	School	5,718,000	Cancelled, Abated or Adjusted (1975)	
Other Welfare Services		Self-liquidating	2,401,000	Transfers to Foreclosed Property	
RECREATION and CONSERVATION		Other	12,522,504	Balance December 31, 1975	90,959.22
Beaches and Boardwalks		Total	20,641,504	PROPERTY ACQUIRED BY DEED OR FORECLOSURE	
Parks, Playgrounds, Shade Trees	444,399.32	ISSUED AND OUTSTANDING		Balance January 1, 1975	43,024.00
Land Reclamation & Conservation	646.55	School	5,533,000.00	Transfers From Taxes or Liens	
Other Recreational Services	4,885.00	Self-Liquidating	2,401,000.00	Sale for Cash (1975)	4,400.00
EDUCATION (excluding schools)		Other	8,671,000.00	Cancelled, Abated or Adjusted (1975)	
Libraries	430,392.12	Total	16,605,000.00	Balance December 31, 1975	38,624.00
Other Educational Services		EQUALIZED VALUATION BASIS		CURRENT FINANCES DECEMBER 31, 1975	
STATUTORY EXPENDITURES		FOR NET DEBT COMPUTATION	1,177,737,809.33	ASSETS	
Pensions & F. I. C. A.	1,038,700.00	REAL PROPERTY VALUATIONS		Cash Dec. 31, 1975	5,059,440.91
Employee Fringe Benefits	333,906.24	Code Class # of Parcels % VAL'N		Taxes Receivable	1,227,820.54
Other Statutory Expenditures		1 Vacant Land 612 1.15	12,023,500.00	Tax Title Liens	90,959.22
CETA And Other Public Employment Programs	879,522.00	2 Residential 18674 63.15	660,115,200.00	Foreclosed Property	38,624.00
MUNICIPAL FUNCTIONS TOTAL	13,461,197.39	3 Farm 4 .01	90,600.00	Emergencies & Other Deferred Charges	136,800.00
CAPITAL IMPROVEMENTS *MEMO*	95,000.00	4a Commercial 1159 14.29	149,420,700.00	State and Federal Aid Receivable	18,549.00
DEBT SERVICE		4b Industrial 317 16.64	173,955,600.00	Other Receivables	45,026.51
Principal Payments	1,216,000.00	4c Apartments 95 4.76	49,721,500.00	Total	6,617,220.18
Interest Payments	600,428.25	Total 20861	1,045,327,100.00	LIABILITIES, RESERVES, AND SURPLUS	
TYPE I SCHL DEBT *MEMO	836,079.50	Land Area 11.20 Sq. Miles		Cash Liabilities	2,287,903.60
DEFERRED CHARGES	18,800.00	Net Valuation Taxable-Municipal	1,057,025,200.00	Reserves for Receivables	1,402,430.27
SCHOOL, COUNTY, SPECIAL DISTRICT TAXES	20,070,055.71	Net Valuation Taxable-County	1,344,826,825.00	Surplus Dec. 31, 1975	2,926,886.31
RESERVE FOR UNCOLLECTED TAXES	2,252,234.11	State Equalized Valuation	1,273,848,575.00	Total	6,617,220.18
EXPENDITURES TOTAL	37,624,715.46	State Equalization Ratio	42.83		

1005

Population 1970 1,745
 Population 1975 1,720
 S & P Rating
 Moody Rating BAA-1

General Tax Rate Per \$100. 3.22
 State Equalized Tax Rate 3.34

CLINTON TOWN — HUNTERDON CO.

Form of Government:

Town Council

Number of Members on Governing Body 7

PER CAPITA:

Gross Debt 1,534.01
 Net Debt 96.98
 Debt Service
 Total Tax Levy 632.01
 Municipal Expenditures 286.51

PER CENT:

Gross Debt 9.18
 Net Debt .58
 Tax Levy Collected 93.24
 Tax Levy Cancelled, Abated or Adjusted .61

EXPENDITURES		REVENUES-REALIZED		1975 PROPERTY TAX	
GENERAL GOVERNMENT				STATE EQUALIZED TAX RATE	
Governing Body & Public Boards		1975 Property Taxes Collected	1,016,779.03	Local District School Taxes 1.07	349,842.00
Municipal Clerk		1975 Payments in Lieu of Taxes		Regional & Consolidated School Tax 1.25	406,806.88
Financial Administration	11,220.00	Delinquent Tax & Lien Collections	87,953.79	School Taxes in Municipal Budget	
Assessment of Taxes	4,100.00	Business Personalty Replacement Taxes	32,251.21	County Taxes .43	141,488.04
Collection of Taxes	4,110.00	Taxes from Public Utilities	35,656.84	County Library Taxes .02	7,269.84
Planning, Housing & Development	12,200.00	Other Miscellaneous Tax Revenues		Local Municipal Purpose Taxes .52	170,870.61
Human Resources		State Aid Revenues	13,556.50	Veteran & Senior Citizen Taxes .03	10,120.00
Elections		Federal Aid Revenues		Total Taxes for Rate Computation 3.32	1,086,397.37
General Administration (other)	34,850.00	State and Local Fiscal Assistance Act Utilized	16,126.71	Special District Taxes	
JUDICIARY		Sale of Acquired Property		Bank Stock Taxes	6,740.44
Municipal Courts	8,143.79	Other Miscellaneous Revenues	120,798.08	Added and Omitted Taxes	4,045.92
PUBLIC SAFETY		Total	1,323,122.16	Total Taxes Levied - ABSTRACT	1,087,063.73
Fire Protection	17,900.00	Prior Years Surplus Appropriated	155,500.00	Total Taxes Billed	1,090,495.65
Police Protection	99,981.70	REVENUES TOTAL	1,478,622.16	1975 TAXES COLLECTED	1,016,779.03
Civil Defense & Disaster Control	100.00	Reserve For Uncollected Taxes	110,300.30	1975 Taxes Cancelled, Abated or Adjusted	6,650.31
Environmental Inspection & Control	2,610.00	CAPITAL OUTLAY TOTAL	320,608.32	Transfer to Tax Title Liens or Foreclosed Balance Outstanding Dec. 31, 1975	7,151.62
Other Public Safety					59,914.69
PUBLIC WORKS				PRIOR YEARS TAXES OUTSTANDING	
Streets and Drainage	89,688.89	Public Enterprises	320,608.32	Balance January 1, 1975	75,126.48
Sewers and Sewage Processing		Recreation—Culture		Collected in 1975	73,045.30
Garbage and Trash Disposal	34,342.00	Public Works		Cancelled, Abated or Adjusted 1975	.16
Public Buildings and Grounds	22,920.00	Buildings and Grounds		Transfers to Tax Title Liens or Foreclosed	
Other Public Works		Library and Education		Balance December 31, 1975	2,081.02
HEALTH and WELFARE		Conservation		TAX TITLE LIENS OUTSTANDING	
Health Services Except Environmental	2,525.00	All Other		Balance January 1, 1975	31,370.52
Welfare-Public Assistance	301.00	CAPITAL DEBT AUTHORIZED, DECEMBER 31, 1975		Transfer From Taxes	7,151.62
Hospitals, Clinics, First Aid		ISSUED AND UNISSUED		Redeemed in 1975	14,908.49
Animal, Insect, & Rodent Control		School	932,165	Cancelled, Abated or Adjusted (1975)	
Other Welfare Services		Self-liquidating	1,671,203	Transfers to Foreclosed Property	
RECREATION and CONSERVATION		Other	35,124	Balance December 31, 1975	23,613.65
Beaches and Boardwalks		Total	2,638,492	PROPERTY ACQUIRED BY DEED OR FORECLOSURE	
Parks, Playgrounds, Shade Trees	12,665.69	ISSUED AND OUTSTANDING		Balance January 1, 1975	
Land Reclamation & Conservation	1,050.00	School	785,924.00	Transfers From Taxes or Liens	
Other Recreational Services	4,669.06	Self-Liquidating	1,162,000.00	Sale for Cash (1975)	
EDUCATION (excluding schools)		Other		Cancelled, Abated or Adjusted (1975)	
Libraries	500.00	Total	1,947,924.00	Balance December 31, 1975	
Other Educational Services	3,000.00	EQUALIZED VALUATION BASIS		CURRENT FINANCES DECEMBER 31, 1975	
STATUTORY EXPENDITURES		FOR NET DEBT COMPUTATION	28,743,482.00	ASSETS	
Pensions & F. I. C. A.	10,600.00	REAL PROPERTY VALUATIONS		Cash Dec. 31, 1975	645,258.29
Employee Fringe Benefits	2,650.00	Code Class # of Parcels % VAL'N		Taxes Receivable	61,995.71
Other Statutory Expenditures		1 Vacant Land 51 3.93	1,311,000.00	Tax Title Liens	23,613.65
CETA And Other Public Employment Programs		2 Residential 489 66.58	22,185,300.00	Foreclosed Property	
MUNICIPAL FUNCTIONS TOTAL	380,127.13	3 Farm 12 .93	311,600.00	Emergencies & Other Deferred Charges	800.54
CAPITAL IMPROVEMENTS *MEMO*	4,000.00	4a Commercial 94 22.40	7,464,700.00	State and Federal Aid Receivable	14,685.44
DEBT SERVICE		4b Industrial		Other Receivables	83.50
Principal Payments		4c Apartments 4 6.15	2,048,700.00	Total	746,437.13
Interest Payments		Total 650	33,321,300.00	LIABILITIES, RESERVES, AND SURPLUS	
DEFERRED CHARGES	2,376.12	Land Area 1.30 Sq. Miles		Cash Liabilities	403,609.26
SCHOOL, COUNTY, SPECIAL DISTRICT TAXES	905,406.76	Net Valuation Taxable-Municipal	33,845,630.00	Reserves for Receivables	85,692.86
RESERVE FOR UNCOLLECTED TAXES	110,300.30	Net Valuation Taxable-County	32,512,690.00	Surplus Dec. 31, 1975	257,135.01
EXPENDITURES TOTAL	1,398,210.31	State Equalized Valuation	32,630,593.00	Total	746,437.13
		State Equalization Ratio	103.79		

1006

Population 1970 **5,155**
 Population 1975 **5,820**
 S & P Rating
 Moody Rating

General Tax Rate Per \$100. **4.10**
 State Equalized Tax Rate **3.28**

CLINTON TOWNSHIP — HUNTERDON CO.
 Form of Government:
 Small Municipality Plan C (OMCL50)
 Number of Members on Governing Body 5

PER CAPITA:
 Gross Debt **622.68**
 Net Debt
 Debt Service
 Total Tax Levy **654.44**
 Municipal Expenditures **174.28**

PER CENT:
 Gross Debt **3.85**
 Net Debt
 Tax Levy Collected **91.27**
 Tax Levy Cancelled, Abated or Adjusted **.45**

EXPENDITURES		REVENUES-REALIZED		1975 PROPERTY TAX	
GENERAL GOVERNMENT				STATE EQUALIZED TAX RATE \rightarrow	
Governing Body & Public Boards		1975 Property Taxes Collected	3,479,533.56	Local District School Taxes 1.57	1,801,122.00
Municipal Clerk	11,500.00	1975 Payments in Lieu of Taxes		Regional & Consolidated School Tax 1.11	1,272,995.48
Financial Administration	2,890.00	Delinquent Tax & Lien Collections	222,701.87	School Taxes in Municipal Budget	
Assessment of Taxes	18,653.00	Business Personalty Replacement Taxes	64,523.37	County Taxes	.39 444,105.26
Collection of Taxes	16,690.00	Taxes from Public Utilities	149,287.37	County Library Taxes	.02 22,818.15
Planning, Housing & Development	65,465.00	Other Miscellaneous Tax Revenues		Local Municipal Purpose Taxes	.17 190,465.50
Human Resources		State Aid Revenues	6,175.00	Veteran & Senior Citizen Taxes	.02 27,960.00
Elections	3,161.93	Federal Aid Revenues		Total Taxes for Rate Computation	3.28 3,759,466.39
General Administration (other)	94,350.00	State and Local Fiscal Assistance Act Utilized	73,679.38	Special District Taxes	
JUDICIARY		Sale of Acquired Property		Bank Stock Taxes	1,229.06
Municipal Courts	16,815.00	Other Miscellaneous Revenues	313,570.73	Added and Omitted Taxes	76,132.17
PUBLIC SAFETY		Total	4,309,471.28	Total Taxes Levied - ABSTRACT	3,808,867.62
Fire Protection	24,913.35	Prior Years Surplus Appropriated	350,000.00	Total Taxes Billed	3,812,185.13
Police Protection	160,025.00	REVENUES TOTAL	4,659,471.28	1975 TAXES COLLECTED	3,479,533.56
Civil Defense & Disaster Control	500.00	Reserve For Uncollected Taxes	325,169.46	1975 Taxes Cancelled, Abated or Adjusted	17,179.82
Environmental Inspection & Control	11,755.00	CAPITAL OUTLAY TOTAL	23,616.06	Transfer to Tax Title Liens or Foreclosed	26,202.16
Other Public Safety				Balance Outstanding Dec. 31, 1975	289,269.59
PUBLIC WORKS				PRIOR YEARS TAXES OUTSTANDING	
Streets and Drainage	147,130.00	Public Enterprises		Balance January 1, 1975	242,870.47
Sewers and Sewage Processing	5,000.00	Recreation—Culture		Collected in 1975	216,855.99
Garbage and Trash Disposal	2,500.00	Public Works	8,789.00	Cancelled, Abated or Adjusted 1975	1,430.33
Public Buildings and Grounds	12,835.00	Buildings and Grounds	14,827.06	Transfers to Tax Title Liens, or Foreclosed	14,715.05
Other Public Works		Library and Education		Balance December 31, 1975	9,869.10
HEALTH and WELFARE		Conservation		TAX TITLE LIENS OUTSTANDING	
Health Services Except Environmental	3,300.00	All Other		Balance January 1, 1975	24,455.42
Welfare-Public Assistance	1,175.00	CAPITAL DEBT AUTHORIZED, DECEMBER 31, 1975		Transfer From Taxes.	42,599.10
Hospitals, Clinics, First Aid		ISSUED AND UNISSUED GROSS DEBT NET DEBT		Redeemed in 1975	5,845.88
Animal, Insect, & Rodent Control	1,750.00	School 3,624,009		Cancelled, Abated or Adjusted (1975)	
Other Welfare Services		Self-liquidating		Transfers to Foreclosed Property	
RECREATION and CONSERVATION		Other		Balance December 31, 1975	61,208.64
Beaches and Boardwalks		Total 3,624,009		PROPERTY ACQUIRED BY DEED OR	
Parks, Playgrounds, Shade Trees	6,665.00	ISSUED AND OUTSTANDING		FORECLOSURE.	
Land Reclamation & Conservation	3,240.00	School	3,025,222.00	Balance January 1, 1975	
Other Recreational Services	200.00	Self-Liquidating		Transfers From Taxes or Liens	
EDUCATION (excluding schools)		Other		Sale for Cash (1975)	
Libraries		Total	3,025,222.00	Cancelled, Abated or Adjusted (1975)	
Other Educational Services		EQUALIZED VALUATION BASIS		Balance December 31, 1975	
STATUTORY EXPENDITURES		FOR NET DEBT COMPUTATION	94,208,093.33	CURRENT FINANCES DECEMBER 31, 1975	
Pensions & F. I. C. A.	30,000.00	REAL PROPERTY VALUATIONS		ASSETS	
Employee Fringe Benefits	9,500.00	Code Class # of Parcels % VAL'N	ASSESSED VALUATION	Cash Dec. 31, 1975	2,134,560.90
Other Statutory Expenditures		1 Vacant Land 392 9.43	8,345,720.00	Taxes Receivable	299,138.69
CETA And Other Public Employment Programs		2 Residential 1480 66.35	58,744,579.00	Tax Title Liens	61,208.64
MUNICIPAL FUNCTIONS TOTAL	650,013.28	3 Farm 331 10.81	9,567,545.00	Foreclosed Property	
CAPITAL IMPROVEMENTS *MEMO*	50,000.00	4a Commercial 80 10.34	9,153,500.00	Emergencies & Other Deferred Charges	64,613.35
DEBT SERVICE		4b Industrial 6 2.53	2,236,600.00	State and Federal Aid Receivable	14,033.20
Principal Payments		4c Apartments 5 .55	487,400.00	Other Receivables	23,381.15
Interest Payments		Total 2294	88,535,344.00	Total	2,596,935.93
DEFERRED CHARGES	39,153.81	Land Area 30.06 Sq. Miles		LIABILITIES, RESERVES, AND SURPLUS	
SCHOOL, COUNTY, SPECIAL DISTRICT TAXES	3,541,040.89	Net Valuation Taxable-Municipal	91,758,343.00	Cash Liabilities	1,761,411.28
RESERVE FOR UNCOLLECTED TAXES	325,169.46	Net Valuation Taxable-County	102,639,207.00	Reserves for Receivables	383,728.48
EXPENDITURES TOTAL	4,555,377.44	State Equalized Valuation	113,770,592.00	Surplus Dec. 31, 1975.	451,796.17
		State Equalization Ratio	80.09	Total	2,596,935.93

0207

Population 1970 **8,620**
 Population 1975 **8,695**
 S & P Rating **A**
 Moody Rating **A-1**

General Tax Rate Per \$100. **3.03**
 State Equalized Tax Rate **2.82**

CLOSTER BOROUGH — BERGEN CO.

Form of Government:

Borough Council

Number of Members on Governing Body 6

PER CAPITA:

Gross Debt **976.41**
 Net Debt **847.03**
 Debt Service **55.42**
 Total Tax Levy **511.14**
 Municipal Expenditures **256.63**

PER CENT:

Gross Debt **5.83**
 Net Debt **5.05**
 Tax Levy Collected **97.81**
 Tax Levy Cancelled, Abated or Adjusted **.21**

EXPENDITURES		REVENUES-REALIZED		1975 PROPERTY TAX	
GENERAL GOVERNMENT				STATE EQUALIZED TAX RATE 1.15	
Governing Body & Public Boards				Local District School Taxes 1.15	
Municipal Clerk	37,516.30	1975 Property Taxes Collected		Regional & Consolidated School Tax .85	
Financial Administration	20,073.92	1975 Payments in Lieu of Taxes		School Taxes in Municipal Budget	
Assessment of Taxes	10,046.28	Delinquent Tax & Lien Collections		County Taxes .38	
Collection of Taxes	20,602.12	Business Personalty Replacement Taxes		County Library Taxes	
Planning, Housing & Development	12,451.84	Taxes from Public Utilities		Local Municipal Purpose Taxes .41	
Human Resources		Other Miscellaneous Tax Revenues		Veteran & Senior Citizen Taxes .04	
Elections	749.04	State Aid Revenues		Total Taxes for Rate Computation 2.83	
General Administration (other)	138,750.52	Federal Aid Revenues		Special District Taxes	
JUDICIARY		State and Local Fiscal Assistance Act Utilized		Bank Stock Taxes	
Municipal Courts	14,889.34	Sale of Acquired Property		Added and Omitted Taxes	
PUBLIC SAFETY		Other Miscellaneous Revenues		Total Taxes Levied - ABSTRACT	
Fire Protection	60,515.64	Total		Total Taxes Billed	
Police Protection	400,779.80	Prior Years Surplus Appropriated		1975 TAXES COLLECTED	
Civil Defense & Disaster Control		REVENUES TOTAL		1975 Taxes Cancelled, Abated or Adjusted	
Environmental Inspection & Control	9,218.39	Reserve For Uncollected Taxes		Transfer to Tax Title Liens or Foreclosed	
Other Public Safety		CAPITAL OUTLAY TOTAL		Balance Outstanding Dec. 31, 1975	
PUBLIC WORKS				PRIOR YEARS TAXES OUTSTANDING	
Streets and Drainage	165,432.54	Public Enterprises		Balance January 1, 1975	
Sewers and Sewage Processing	94,803.93	Recreation—Culture		Collected in 1975	
Garbage and Trash Disposal	163,590.02	Public Works		Cancelled, Abated or Adjusted 1975	
Public Buildings and Grounds	44,332.75	Buildings and Grounds		Transfers to Tax Title Liens or Foreclosed	
Other Public Works		Library and Education		Balance December 31, 1975	
HEALTH and WELFARE		Conservation		TAX TITLE LIENS OUTSTANDING	
Health Services Except Environmental	20,999.22	All Other		Balance January 1, 1975	
Welfare-Public Assistance	705.02	CAPITAL DEBT AUTHORIZED, DECEMBER 31, 1975		Transfer From Taxes	
Hospitals, Clinics, First Aid	4,000.00	ISSUED AND UNISSUED GROSS DEBT		Redeemed in 1975	
Animal, Insect, & Rodent Control		School		Cancelled, Abated or Adjusted (1975)	
Other Welfare Services		Self-liquidating		Transfers to Foreclosed Property	
RECREATION and CONSERVATION		Other		Balance December 31, 1975	
Beaches and Boardwalks		Total		PROPERTY ACQUIRED BY DEED OR	
Parks, Playgrounds, Shade Trees	10,485.86	ISSUED AND OUTSTANDING		FORECLOSURE	
Land Reclamation & Conservation		School		Balance January 1, 1975	
Other Recreational Services	37,228.52	Self-Liquidating		Transfers From Taxes or Liens	
EDUCATION (excluding schools)		Other		Sale for Cash (1975)	
Libraries	64,000.00	Total		Cancelled, Abated or Adjusted (1975)	
Other Educational Services		EQUALIZED VALUATION BASIS		Balance December 31, 1975	
STATUTORY EXPENDITURES		FOR NET DEBT COMPUTATION		CURRENT FINANCES DECEMBER 31, 1975	
Pensions & F. I. C. A.	85,796.81	REAL PROPERTY VALUATIONS		ASSETS	
Employee Fringe Benefits	39,720.09	Cade Class # of Parcels % VAL'N		Cash Dec. 31, 1975	
Other Statutory Expenditures		1 Vacant Land 177 3.22		Taxes Receivable	
CETA And Other Public Employment Programs		2 Residential 2389 82.80		Tax Title Liens	
MUNICIPAL FUNCTIONS TOTAL	1,456,687.95	3 Farm 8 .28		Foreclosed Property	
CAPITAL IMPROVEMENTS *MEMO*	40,000.00	4a Commercial 89 10.69		Emergencies & Other Deferred Charges	
DEBT SERVICE		4b Industrial 10 2.97		State and Federal Aid Receivable	
Principal Payments	142,000.00	4c Apartments 1 .04		Other Receivables	
Interest Payments	339,833.75	Total 2674		Total	
DEFERRED CHARGES	94,568.82	Land Area 3.17 Sq. Miles		LIABILITIES, RESERVES, AND SURPLUS	
SCHOOL, COUNTY, SPECIAL DISTRICT TAXES	3,757,241.21	Net Valuation Taxable-Municipal		Cash Liabilities	
RESERVE FOR UNCOLLECTED TAXES	198,348.57	Net Valuation Taxable-County		Reserves for Receivables	
EXPENDITURES TOTAL	5,988,680.30	State Equalized Valuation		Surplus Dec. 31, 1975	
		State Equalization Ratio		Total	

0412

Population 1970 **17,450**
 Population 1975 **17,445**
 S & P Rating **A**
 Moody Rating **AA**

General Tax Rate Per \$100. **4.69**
 State Equalized Tax Rate **3.49**

COLLINGSWOOD BOROUGH — CAMDEN CO.
 Form of Government:
 Commission (1911)
 Number of Members on Governing Body 3

PER CAPITA:
 Gross Debt **270.09**
 Net Debt **69.40**
 Debt Service **15.73**
 Total Tax Levy **294.19**
 Municipal Expenditures **123.23**

PER CENT:
 Gross Debt **3.60**
 Net Debt **.93**
 Tax Levy Collected **94.04**
 Tax Levy Cancelled, Abated or Adjusted **.16**

EXPENDITURES		REVENUES-REALIZED		1975 PROPERTY TAX	
GENERAL GOVERNMENT				STATE EQUALIZED TAX RATE 1.80	
Governing Body & Public Boards		1975 Property Taxes Collected	4,827,889.91	Local District School Taxes	2,661,824.96
Municipal Clerk		1975 Payments in Lieu of Taxes		Regional & Consolidated School Tax	
Financial Administration	6,900.00	Delinquent Tax & Lien Collections	296,083.80	School Taxes in Municipal Budget	
Assessment of Taxes	14,376.36	Business Personalty Replacement Taxes	85,902.91	County Taxes	1,466,385.80
Collection of Taxes	39,286.00	Taxes from Public Utilities	268,415.44	County Library Taxes	
Planning, Housing & Development	4,200.00	Other Miscellaneous Tax Revenues		Local Municipal Purpose Taxes	947,051.84
Human Resources	5,800.00	State Aid Revenues	4,792.00	Veteran & Senior Citizen Taxes	103,130.00
Elections	4,125.00	Federal Aid Revenues	45,683.45	Total Taxes for Rate Computation	5,178,392.60
General Administration (other)	99,414.16	State and Local Fiscal Assistance Act Utilized	92,966.00	Special District Taxes	
JUDICIARY		Sale of Acquired Property		Bank Stock Taxes	14,748.16
Municipal Courts	21,360.00	Other Miscellaneous Revenues	248,753.96	Added and Omitted Taxes	42,155.93
PUBLIC SAFETY		Total	5,870,487.47	Total Taxes Levied - ABSTRACT	5,132,166.69
Fire Protection	132,555.00	Prior Years Surplus Appropriated	313,000.00	Total Taxes Billed	5,133,863.61
Police Protection	426,961.00	REVENUES TOTAL	6,183,487.47	1975 TAXES COLLECTED	4,827,889.91
Civil Defense & Disaster Control	500.00	Reserve For Uncollected Taxes	369,073.24	1975 Taxes Cancelled, Abated or Adjusted	8,055.95
Environmental Inspection & Control		CAPITAL OUTLAY TOTAL	419,916.64	Transfer to Tax Title Liens or Foreclosed	4,572.24
Other Public Safety		Public Enterprises	395,135.45	Balance Outstanding Dec. 31, 1975	293,345.51
PUBLIC WORKS		Recreation—Culture	24,781.19	PRIOR YEARS TAXES OUTSTANDING	
Streets and Drainage	328,212.00	Public Works		Balance January 1, 1975	296,994.63
Sewers and Sewage Processing		Buildings and Grounds		Collected in 1975	296,083.80
Garbage and Trash Disposal	21,500.00	Library and Education		Cancelled, Abated or Adjusted 1975	150.00
Public Buildings and Grounds	21,265.00	Conservation		Transfers to Tax Title Liens or Foreclosed	489.29
Other Public Works		All Other		Balance December 31, 1975	271.54
HEALTH and WELFARE		CAPITAL DEBT AUTHORIZED, DECEMBER 31, 1975		TAX TITLE LIENS OUTSTANDING	
Health Services Except Environmental	5,880.00	ISSUED AND UNISSUED		Balance January 1, 1975	9,528.00
Welfare-Public Assistance	4,890.00	School	2,274,000	Transfer From Taxes	5,135.29
Hospitals, Clinics, First Aid		Self-liquidating	1,485,500	Redeemed in 1975	
Animal, Insect, & Rodent Control		Other	952,217	Cancelled, Abated or Adjusted (1975)	
Other Welfare Services		Total	4,711,717	Transfers to Foreclosed Property	
RECREATION and CONSERVATION		ISSUED AND OUTSTANDING		Balance December 31, 1975	14,663.29
Beaches and Boardwalks		School	2,274,000.00	PROPERTY ACQUIRED BY DEED OR FORECLOSURE	
Parks, Playgrounds, Shade Trees	35,390.83	Self-Liquidating	1,126,500.00	Balance January 1, 1975	3,250.00
Land Reclamation & Conservation	300.00	Other	952,000.00	Transfers From Taxes or Liens	
Other Recreational Services	20,964.17	Total	4,352,500.00	Sale for Cash (1975)	
EDUCATION (excluding schools)		EQUALIZED VALUATION BASIS FOR NET DEBT COMPUTATION	130,838,199.67	Cancelled, Abated or Adjusted (1975)	
Libraries	100,310.00	REAL PROPERTY VALUATIONS		Balance December 31, 1975	3,250.00
Other Educational Services	2,000.00	Code Class # of Parcels % VAL'N		CURRENT FINANCES DECEMBER 31, 1975	
STATUTORY EXPENDITURES		ASSESSED VALUATION		ASSETS	
Pensions & F. I. C. A.	105,400.00	1 Vacant Land 202 .99	1,065,000.00	Cash Dec. 31, 1975	511,391.26
Employee Fringe Benefits	33,278.64	2 Residential 3840 68.32	73,199,700.00	Taxes Receivable	293,617.05
Other Statutory Expenditures		3 Farm		Tax Title Liens	14,663.29
CETA And Other Public Employment Programs	55,628.74	4a Commercial 343 14.65	15,700,600.00	Foreclosed Property	3,250.00
MUNICIPAL FUNCTIONS TOTAL	1,490,496.90	4b Industrial		Emergencies & Other Deferred Charges	8,200.00
CAPITAL IMPROVEMENTS	5,000.00	4c Apartments 41 16.03	17,171,550.00	State and Federal Aid Receivable	679.67
DEBT SERVICE		Total 4426	107,136,850.00	Other Receivables	12,418.47
Principal Payments	223,783.00	Land Area 1.86 Sq. Miles		Total	844,219.74
Interest Payments	50,543.75	Net Valuation Taxable-Municipal	110,360,476.00	LIABILITIES, RESERVES, AND SURPLUS	
DEFERRED CHARGES	15,778.76	Net Valuation Taxable-County	135,103,705.00	Cash Liabilities	187,616.15
SCHOOL, COUNTY, SPECIAL DISTRICT TAXES	4,128,210.76	State Equalized Valuation	147,012,178.00	Reserves for Receivables	323,948.81
RESERVE FOR UNCOLLECTED TAXES	369,073.24	State Equalization Ratio	74.51	Surplus Dec. 31, 1975	332,654.78
EXPENDITURES TOTAL	6,277,886.41			Total	844,219.74

1309

Population 1970 5,865
 Population 1975 6,295
 S & P Rating
 Moody Rating

General Tax Rate Per \$100. 3.08
 State Equalized Tax Rate 2.23

COLTS NECK TOWNSHIP — MONMOUTH CO.
 Form of Government:
 Township Committee
 Number of Members on Governing Body 5

PER CAPITA:
 Gross Debt 593.37
 Net Debt 85.86
 Debt Service 6.21
 Total Tax Levy 549.34
 Municipal Expenditures 148.05

PER CENT:
 Gross Debt 2.83
 Net Debt .41
 Tax Levy Collected 96.49
 Tax Levy Cancelled, Abated or Adjusted

EXPENDITURES	REVENUES-REALIZED	1975 PROPERTY TAX
GENERAL GOVERNMENT		STATE EQUALIZED TAX RATE 1.11
Governing Body & Public Boards		Local District School Taxes 1.11 1,699,085.00
Municipal Clerk		Regional & Consolidated School Tax .53 809,904.41
Financial Administration 6,800.00	1975 Property Taxes Collected 3,336,882.59	School Taxes in Municipal Budget
Assessment of Taxes 11,000.00	1975 Payments in Lieu of Taxes	County Taxes .56 865,021.48
Collection of Taxes 2,500.00	Delinquent Tax & Lien Collections 119,237.16	County Library Taxes .02 30,637.39
Planning, Housing & Development 9,560.86	Business Personalty Replacement Taxes 35,191.22	Local Municipal Purpose Taxes
Human Resources	Taxes from Public Utilities 514,835.33	Veteran & Senior Citizen Taxes .02 25,490.00
Elections 5,400.00	Other Miscellaneous Tax Revenues	Total Taxes for Rate Computation 2.24 3,430,138.28
General Administration (other) 115,049.49	State Aid Revenues 2,174.50	Special District Taxes
JUDICIARY	Federal Aid Revenues 8,437.20	Bank Stock Taxes 1,221.07
Municipal Courts 7,200.00	State and Local Fiscal Assistance Act Utilized 40,814.20	Added and Omitted Taxes 52,231.70
PUBLIC SAFETY	Sale of Acquired Property	Total Taxes Levied - ABSTRACT 3,458,101.05
Fire Protection 15,844.00	Other Miscellaneous Revenues 126,131.01	Total Taxes Billed 3,458,101.05
Police Protection 8,400.00	Total 4,183,703.21	1975 TAXES COLLECTED 3,336,882.59
Civil Defense & Disaster Control 100.00	Prior Years Surplus Appropriated 300,000.00	1975 Taxes Cancelled, Abated or Adjusted
Environmental Inspection & Control 5,900.00	REVENUES TOTAL 4,483,703.21	Transfer to Tax Title Liens or Foreclosed
Other Public Safety	Reserve For Uncollected Taxes 175,099.00	Balance Outstanding Dec. 31, 1975 121,218.46
PUBLIC WORKS	CAPITAL OUTLAY TOTAL 5,265.66	PRIOR YEARS TAXES OUTSTANDING
Streets and Drainage 204,465.75	Public Enterprises 5,237.91	Balance January 1, 1975 118,770.91
Sewers and Sewage Processing	Recreation—Culture	Collected in 1975 115,278.93
Garbage and Trash Disposal	Public Works 27.75	Cancelled, Abated or Adjusted 1975
Public Buildings and Grounds 105,151.31	Buildings and Grounds	Transfers to Tax Title Liens or Foreclosed
Other Public Works	Library and Education	Balance December 31, 1975 3,491.98
HEALTH and WELFARE	Conservation	TAX TITLE LIENS OUTSTANDING
Health Services Except Environmental 5,600.00	All Other	Balance January 1, 1975 4,608.85
Welfare-Public Assistance 800.00	CAPITAL DEBT AUTHORIZED, DECEMBER 31, 1975	Transfer From Taxes
Hospitals, Clinics, First Aid 6,000.00	ISSUED AND UNISSUED GROSS DEBT NET DEBT	Redeemed in 1975 3,958.23
Animal, Insect, & Rodent Control	School 3,194,775	Cancelled, Abated or Adjusted (1975)
Other Welfare Services	Self-liquidating 540,458	Transfers to Foreclosed Property
RECREATION and CONSERVATION	Other 3,735,233	Balance December 31, 1975 650.62
Beaches and Boardwalks 3,500.00	ISSUED AND OUTSTANDING	PROPERTY ACQUIRED BY DEED OR
Parks, Playgrounds, Shade Trees 2,500.00	School 2,954,775.00	FORECLOSURE
Land Reclamation & Conservation 57,000.00	Self-Liquidating 401,000.00	Balance January 1, 1975
Other Recreational Services	Other 3,355,775.00	Transfers From Taxes or Liens
EDUCATION (excluding schools)	Total	Sale for Cash (1975)
Libraries 100,000.00	EQUALIZED VALUATION BASIS FOR NET DEBT COMPUTATION 131,839,615.00	Cancelled, Abated or Adjusted (1975)
Other Educational Services	REAL PROPERTY VALUATIONS	Balance December 31, 1975
STATUTORY EXPENDITURES	Code Class # of Parcels % VAL'N ASSESSED VALUATION	CURRENT FINANCES DECEMBER 31, 1975
Pensions and F. I. C. A. 14,243.59	1 Vacant Land 162 2.19 2,410,950.00	ASSETS
Employee Fringe Benefits	2 Residential 1681 77.27 85,198,452.00	Cash Dec. 31, 1975 975,330.44
Other Statutory Expenditures 9,800.00	3 Farm 432 12.97 14,294,610.00	Taxes Receivable 129,310.44
CETA And Other Public Employment Programs 696,815.00	4a Commercial 54 7.01 7,724,000.00	Tax Title Liens 650.62
MUNICIPAL FUNCTIONS TOTAL 50,000.00	4b Industrial 1 .57 630,600.00	Foreclosed Property
CAPITAL IMPROVEMENTS *MEMO*	4c Apartments	Emergencies & Other Deferred Charges 1,280.24
DEBT SERVICE	Total 2330 110,258,612.00	State and Federal Aid Receivable 34,344.00
Principal Payments 20,000.00	Land Area 31.70 Sq. Miles	Other Receivables
Interest Payments 19,075.00	Net Valuation Taxable-Municipal 111,450,506.00	Total 1,140,915.74
DEFERRED CHARGES 21,000.00	Net Valuation Taxable-County 138,795,709.00	LIABILITIES, RESERVES, AND SURPLUS
SCHOOL, COUNTY, SPECIAL DISTRICT TAXES 3,404,648.28	State Equalized Valuation 153,021,434.00	Cash Liabilities 670,278.60
RESERVE FOR UNCOLLECTED TAXES 175,099.00	State Equalization Ratio 72.62	Reserves for Receivables 129,961.06
EXPENDITURES TOTAL 4,336,637.28		Surplus Dec. 31, 1975 340,676.08
		Total 1,140,915.74

0602

Population 1970 3,680
 Population 1975 3,875
 S & P Rating
 Moody Rating

General Tax Rate Per \$100. 3.91
 State Equalized Tax Rate 3.48

COMMERCIAL TOWNSHIP – CUMBERLAND CO.

Form of Government:
 Township Committee
 Number of Members on Governing Body 3

PER CAPITA: 81.29
 Gross Debt
 Net Debt
 Debt Service 247.64
 Total Tax Levy 129.85
 Municipal Expenditures
 PER CENT:
 Gross Debt 1.48
 Net Debt
 Tax Levy Collected 83.49
 Tax Levy Cancelled, Abated or Adjusted 3.39

EXPENDITURES		REVENUES-REALIZED		1975 PROPERTY TAX	
GENERAL GOVERNMENT				STATE EQUALIZED TAX RATE	
Governing Body & Public Boards	7,400.00	1975 Property Taxes Collected	802,332.64	Local District School Taxes	2.30
Municipal Clerk	6,500.00	1975 Payments in Lieu of Taxes		Regional & Consolidated School Tax	
Financial Administration	8,475.00	Delinquent Tax & Lien Collections	97,719.47	School Taxes in Municipal Budget	
Assessment of Taxes	11,300.00	Business Personalty Replacement Taxes	32,778.00	County Taxes	1.06
Collection of Taxes	13,000.00	Taxes from Public Utilities	116,574.61	County Library Taxes	
Planning, Housing & Development	6,500.00	Other Miscellaneous Tax Revenues		Local Municipal Purpose Taxes	
Human Resources		State Aid Revenues	8,695.00	Veteran & Senior Citizen Taxes	.12
Elections	2,300.00	Federal Aid Revenues		Total Taxes for Rate Computation	3.48
General Administration (other)	26,500.00	State and Local Fiscal Assistance Act Utilized	83,697.00	Special District Taxes	
JUDICIARY		State and Local Fiscal Assistance Act Utilized		Bank Stock Taxes	1,059.07
Municipal Courts	8,100.00	Sale of Acquired Property		Added and Omitted Taxes	18,610.89
PUBLIC SAFETY		Other Miscellaneous Revenues	100,384.66	Total Taxes Levied - ABSTRACT	959,622.34
Fire Protection		Total	1,242,181.38	Total Taxes Billed	961,029.32
Police Protection	5,400.00	Prior Years Surplus Appropriated	219,425.27	1975 TAXES COLLECTED	802,332.64
Civil Defense & Disaster Control	1,500.00	REVENUES TOTAL	1,461,606.65	1975 Taxes Cancelled, Abated or Adjusted	32,549.06
Environmental Inspection & Control	3,700.00	Reserve For Uncollected Taxes	158,000.00	Transfer to Tax Title Liens or Foreclosed	40,318.55
Other Public Safety		CAPITAL OUTLAY TOTAL	3,495.00	Balance Outstanding Dec. 31, 1975	85,829.07
PUBLIC WORKS				PRIOR YEARS TAXES OUTSTANDING	
Streets and Drainage	79,861.35	Public Enterprises		Balance January 1, 1975	77,566.41
Sewers and Sewage Processing	3,000.00	Recreation—Culture		Collected in 1975	67,811.03
Garbage and Trash Disposal	8,000.00	Public Works	3,495.00	Cancelled, Abated or Adjusted 1975	156.70
Public Buildings and Grounds	50,067.77	Buildings and Grounds		Transfers to Tax Title Liens or Foreclosed	8,297.71
Other Public Works	43,404.00	Library and Education		Balance December 31, 1975	1,300.97
HEALTH and WELFARE		Conservation		TAX TITLE LIENS OUTSTANDING	
Health Services Except Environmental	3,900.00	All Other		Balance January 1, 1975	121,881.79
Welfare-Public Assistance	2,100.00	CAPITAL DEBT AUTHORIZED, DECEMBER 31, 1975		Transfer From Taxes	49,871.93
Hospitals, Clinics, First Aid	500.00	ISSUED AND UNISSUED		Redeemed in 1975	29,908.44
Animal, Insect, & Rodent Control	4,500.00	School	315,000	Cancelled, Abated or Adjusted (1975)	
Other Welfare Services	300.00	Self-liquidating		Transfers to Foreclosed Property	
RECREATION and CONSERVATION		Other		Balance December 31, 1975	141,845.28
Beaches and Boardwalks		Total	315,000	PROPERTY ACQUIRED BY DEED OR	
Parks, Playgrounds, Shade Trees	3,200.00	ISSUED AND OUTSTANDING		FORECLOSURE	
Land Reclamation & Conservation		School	315,000.00	Balance January 1, 1975	30,350.00
Other Recreational Services	1,000.00	Self-Liquidating		Transfers From Taxes or Liens	
EDUCATION (excluding schools)		Other		Sale for Cash (1975)	
Libraries		Total	315,000.00	Cancelled, Abated or Adjusted (1975)	
Other Educational Services		EQUALIZED VALUATION BASIS		Balance December 31, 1975	30,350.00
STATUTORY EXPENDITURES		FOR NET DEBT COMPUTATION	21,310,585.00	CURRENT FINANCES DECEMBER 31, 1975	
Pensions & F. I. C. A.	7,187.33	REAL PROPERTY VALUATIONS		ASSETS	
Employee Fringe Benefits	3,000.00	Code Class # of Parcels % VAL'N		Cash Dec. 31, 1975	673,034.27
Other Statutory Expenditures		1 Vacant Land 2351 21.43	4,696,475.00	Taxes Receivable	87,130.02
CETA And Other Public Employment Programs	33,991.23	2 Residential 1763 66.45	14,558,800.00	Tax Title Liens	141,845.28
MUNICIPAL FUNCTIONS TOTAL	344,686.68	3 Farm 162 4.02	881,800.00	Foreclosed Property	30,350.00
CAPITAL IMPROVEMENTS *MEMO*	20,000.00	4a Commercial 92 3.60	788,400.00	Emergencies & Other Deferred Charges	31,189.16
DEBT SERVICE		4b Industrial 25 4.29	939,800.00	State and Federal Aid Receivable	77,445.31
Principal Payments		4c Apartments 1 .21	45,200.00	Other Receivables	1,671.38
Interest Payments		Total 4394	21,910,475.00	Total	1,042,665.42
DEFERRED CHARGES	500.00	Land Area 34.00 Sq. Miles		LIABILITIES, RESERVES, AND SURPLUS	
SCHOOL, COUNTY, SPECIAL DISTRICT TAXES	939,952.38	Net Valuation Taxable-Municipal	23,105,653.00	Cash Liabilities	486,861.81
RESERVE FOR UNCOLLECTED TAXES	158,000.00	Net Valuation Taxable-County	24,614,540.00	Reserves for Receivables	260,996.68
EXPENDITURES TOTAL	1,443,139.06	State Equalized Valuation	25,780,657.00	Surplus Dec. 31, 1975	294,806.93
		State Equalization Ratio	89.12	Total	1,042,665.42

0106

Population 1970 **260**
 Population 1975 **260**
 S & P Rating
 Moody Rating

General Tax Rate Per \$100 **5.92**
 State Equalized Tax Rate **2.78**

CORBIN CITY — ATLANTIC COUNTY

Form of Government:

Special Charter (P.L. 1922, c.56)

Number of Members on Governing Body 3

PER CAPITA:

Gross Debt
 Net Debt
 Debt Service
 Total Tax Levy **260.45**
 Municipal Expenditures **326.11**

PER CENT:

Gross Debt
 Net Debt
 Tax Levy Collected **92.71**
 Tax Levy Cancelled, Abated
 or Adjusted **.23**

EXPENDITURES	REVENUES-REALIZED	1975 PROPERTY TAX	
GENERAL GOVERNMENT		STATE EQUALIZED TAX RATE 1.46	
Governing Body & Public Boards		Local District School Taxes	36,500.00
Municipal Clerk		Regional & Consolidated School Tax	
Financial Administration 4,150.00	1975 Property Taxes Collected 63,018.94	School Taxes in Municipal Budget	
Assessment of Taxes 12,300.00	1975 Payments in Lieu of Taxes	County Taxes .86	21,501.91
Collection of Taxes 2,200.00	Delinquent Tax & Lien Collections 6,443.43	County Library Taxes .01	350.55
Planning, Housing & Development 350.00	Business Personalty Replacement Taxes 1,570.23	Local Municipal Purpose Taxes .34	8,595.99
Human Resources	Taxes from Public Utilities 11,689.56	Veteran & Senior Citizen Taxes .11	2,720.00
Elections 200.00	Other Miscellaneous Tax Revenues	Total Taxes for Rate Computation 2.78	69,668.45
General Administration (other) 13,500.00	State Aid Revenues 12,232.50	Special District Taxes	
JUDICIARY	Federal Aid Revenues 2,940.77	Bank Stock Taxes	
Municipal Courts 2,400.00	State and Local Fiscal Assistance Act Utilized 2,864.00	Added and Omitted Taxes	767.58
PUBLIC SAFETY	Sale of Acquired Property 450.00	Total Taxes Levied - ABSTRACT	67,716.03
Fire Protection 450.00	Other Miscellaneous Revenues 7,617.73	Total Taxes Billed	67,970.97
Police Protection 225.00	Total 108,827.16	1975 TAXES COLLECTED	63,018.94
Civil Defense & Disaster Control 100.00	Prior Years Surplus Appropriated 37,096.13	1975 Taxes Cancelled, Abated or Adjusted	156.96
Environmental Inspection & Control 350.00	REVENUES TOTAL 145,923.29	Transfer to Tax Title Liens or Foreclosed	272.32
Other Public Safety	Reserve For Uncollected Taxes 11,916.32	Balance Outstanding Dec. 31, 1975	4,522.75
PUBLIC WORKS	CAPITAL OUTLAY TOTAL	PRIOR YEARS TAXES OUTSTANDING	
Streets and Drainage 18,977.80	Public Enterprises	Balance January 1, 1975	7,815.83
Sewers and Sewage Processing	Recreation—Culture	Collected in 1975	5,270.59
Garbage and Trash Disposal 4,125.00	Public Works	Cancelled, Abated or Adjusted 1975	2,053.94
Public Buildings and Grounds 3,500.00	Buildings and Grounds	Transfers to Tax Title Liens or Foreclosed	237.60
Other Public Works	Library and Education	Balance December 31, 1975	253.70
HEALTH and WELFARE	Conservation	TAX TITLE LIENS OUTSTANDING	
Health Services Except Environmental	All Other	Balance January 1, 1975	1,716.62
Welfare-Public Assistance 125.00	CAPITAL DEBT AUTHORIZED, DECEMBER 31, 1975	Transfer From Taxes	548.89
Hospitals, Clinics, First Aid 50.00	ISSUED AND UNISSUED GROSS DEBT	Redeemed in 1975	1,172.84
Animal, Insect, & Rodent Control 350.00	School	Cancelled, Abated or Adjusted (1975)	45.90
Other Welfare Services	Self-liquidating	Transfers to Foreclosed Property	
RECREATION and CONSERVATION	Other	Balance December 31, 1975	1,046.77
Beaches and Boardwalks	Total	PROPERTY ACQUIRED BY DEED OR FORECLOSURE	
Parks, Playgrounds, Shade Trees	ISSUED AND OUTSTANDING	Balance January 1, 1975	29,350.00
Land Reclamation & Conservation	School	Transfers From Taxes or Liens	
Other Recreational Services	Self-Liquidating	Sale for Cash (1975)	450.00
EDUCATION (excluding schools)	Other	Cancelled, Abated or Adjusted (1975)	
Libraries	Total	Balance December 31, 1975	28,900.00
Other Educational Services	EQUALIZED VALUATION BASIS	CURRENT FINANCES DECEMBER 31, 1975	
STATUTORY EXPENDITURES	FOR NET DEBT COMPUTATION 2,437,843.67	ASSETS	
Pensions & F. I. C. A. 1,160.00	REAL PROPERTY VALUATIONS	Cash Dec. 31, 1975	79,916.09
Employee Fringe Benefits	Code Class # of Parcels % VAL'N	Taxes Receivable	4,776.45
Other Statutory Expenditures	1 Vacant Land 122 9.86	Tax Title Liens	1,046.77
CETA And Other Public Employment Programs 6,360.40	2 Residential 122 71.36	Foreclosed Property	28,900.00
MUNICIPAL FUNCTIONS TOTAL 70,873.20	3 Farm 6 6.69	Emergencies & Other Deferred Charges	700.00
CAPITAL IMPROVEMENTS * MEMO* 200.00	4a Commercial 7 10.91	State and Federal Aid Receivable	11,500.00
DEBT SERVICE	4b Industrial 1 1.18	Other Receivables	483.47
Principal Payments	4c Apartments	Total	127,322.78
Interest Payments	Total 258	LIABILITIES, RESERVES, AND SURPLUS	
DEFERRED CHARGES 2,000.00	Land Area 8.30 Sq. Miles	Cash Liabilities	32,276.67
SCHOOL, COUNTY, SPECIAL DISTRICT TAXES 58,352.46	Net Valuation Taxable-Municipal	Reserves for Receivables	35,206.69
RESERVE FOR UNCOLLECTED TAXES 11,916.32	Net Valuation Taxable-County	Surplus Dec. 31, 1975	59,839.42
EXPENDITURES TOTAL 143,141.98	State Equalized Valuation	Total	127,322.78
	State Equalization Ratio 47.02		

1202

Population 1970 2,265
 Population 1975 2,315
 S & P Rating
 Moody Rating

General Tax Rate Per \$100. 2.74
 State Equalized Tax Rate 2.59

CRANBURY TOWNSHIP — MIDDLESEX CO.

Form of Government:
 Township Committee
 Number of members on Governing Body 3

PER CAPITA:
 Gross Debt 1,077.75
 Net Debt 791.58
 Debt Service
 Total Tax Levy 797.29
 Municipal Expenditures 316.31

PER CENT:
 Gross Debt 3.77
 Net Debt 2.77
 Tax Levy Collected 97.25
 Tax Levy Cancelled, Abated or Adjusted .06

EXPENDITURES		REVENUES-REALIZED		1975 PROPERTY TAX	
GENERAL GOVERNMENT				STATE EQUALIZED TAX RATE 1.49	1,058,996.00
Governing Body & Public Boards		1975 Property Taxes Collected	1,796,645.32	Local District School Taxes	
Municipal Clerk		1975 Payments in Lieu of Taxes		Regional & Consolidated School Tax	
Financial Administration	7,900.00	Delinquent Tax & Lien Collections	42,262.01	School Taxes in Municipal Budget	
Assessment of Taxes	8,900.00	Business Personalty Replacement Taxes	94,682.35	County Taxes	.65 460,727.98
Collection of Taxes	6,400.00	Taxes from Public Utilities	110,959.00	County Library Taxes	
Planning, Housing & Development	22,050.00	Other Miscellaneous Tax Revenues		Local Municipal Purpose Taxes	.44 313,836.73
Human Resources		State Aid Revenues	3,791.50	Veteran & Senior Citizen Taxes	.01 10,090.00
Elections	600.00	Federal Aid Revenues		Total Taxes for Rate Computation	2.59 1,843,650.71
General Administration (other)	54,620.00	State and Local Fiscal Assistance Act Utilized	40,950.31	Special District Taxes	
JUDICIARY		Sale of Acquired Property		Bank Stock Taxes	9,596.27
Municipal Courts	15,900.00	Other Miscellaneous Revenues	54,600.63	Added and Omitted Taxes	2,566.74
PUBLIC SAFETY		Total	2,143,891.12	Total Taxes Levied - ABSTRACT	1,845,723.72
Fire Protection	70,000.00	Prior Years Surplus Appropriated	138,000.00	Total Taxes Billed	1,847,510.15
Police Protection	167,150.00	REVENUES TOTAL	2,281,891.12	1975 TAXES COLLECTED	1,796,645.32
Civil Defense & Disaster Control	200.00	Reserve For Uncollected Taxes	75,500.00	1975 Taxes Cancelled, Abated or Adjusted	1,189.95
Environmental Inspection & Control	1,220.00			Transfer to Tax Title Liens or Foreclosed	1,027.50
Other Public Safety				Balance Outstanding Dec. 31, 1975	48,647.38
PUBLIC WORKS		CAPITAL OUTLAY TOTAL		PRIOR YEARS TAXES OUTSTANDING	
Streets and Drainage	135,186.00	Public Enterprises		Balance January 1, 1975	42,953.85
Sewers and Sewage Processing		Recreation—Culture		Collected in 1975	42,262.01
Garbage and Trash Disposal	39,920.00	Public Works		Cancelled, Abated or Adjusted 1975	
Public Buildings and Grounds	19,314.00	Buildings and Grounds		Transfers to Tax Title Liens or Foreclosed	691.84
Other Public Works	1,000.00	Library and Education		Balance December 31, 1975	
HEALTH and WELFARE		Conservation		TAX TITLE LIENS OUTSTANDING	
Health Services Except Environmental	6,050.00	All Other		Balance January 1, 1975	130.28
Welfare-Public Assistance	5,500.00			Transfer From Taxes	1,837.13
Hospitals, Clinics, First Aid	1,650.00	CAPITAL DEBT AUTHORIZED, DECEMBER 31, 1975		Redeemed in 1975	
Animal, Insect, & Rodent Control	1,550.00	ISSUED AND UNISSUED		Cancelled, Abated or Adjusted (1975)	
Other Welfare Services		School	520,000	Transfers to Foreclosed Property	
RECREATION and CONSERVATION		Self-liquidating	143,000	Balance December 31, 1975	1,967.41
Beaches and Boardwalks		Other	1,832,000	PROPERTY ACQUIRED BY DEED OR	
Parks, Playgrounds, Shade Trees	22,200.00	Total	2,495,000	FORECLOSURE	
Land Reclamation & Conservation	2,500.00			Balance January 1, 1975	
Other Recreational Services	2,000.00	ISSUED AND OUTSTANDING		Transfers From Taxes or Liens	
EDUCATION (excluding schools)		School	520,000.00	Sale for Cash (1975)	
Libraries	22,850.00	Self-liquidating	134,000.00	Cancelled, Abated or Adjusted (1975)	
Other Educational Services		Other		Balance December 31, 1975	
Other Educational Services		Total	654,000.00	CURRENT FINANCES DECEMBER 31, 1975	
STATUTORY EXPENDITURES		EQUALIZED VALUATION BASIS		ASSETS	
Pensions & F. I. C. A.	20,600.00	FOR NET DEBT COMPUTATION	66,161,876.67	Cash Dec. 31, 1975	543,692.07
Employee Fringe Benefits		REAL PROPERTY VALUATIONS		Taxes Receivable	48,647.38
Other Statutory Expenditures		Code Class # of Parcels % VAL'N		Tax Title Liens	1,967.41
CETA And Other Public Employment Programs		1 Vacant Land 58 4.94	3,286,300.00	Foreclosed Property	
MUNICIPAL FUNCTIONS TOTAL	635,260.00	2 Residential 515 32.79	21,829,000.00	Emergencies & Other Deferred Charges	
CAPITAL IMPROVEMENTS *MEMO*	23,000.00	3 Farm 180 10.65	7,089,350.00	State and Federal Aid Receivable	19,367.21
DEBT SERVICE		4a Commercial 42 6.19	4,119,600.00	Other Receivables	1,318.86
Principal Payments		4b Industrial 11 45.29	30,150,785.00	Total	614,992.93
Interest Payments		4c Apartments 1 .14	92,500.00	LIABILITIES, RESERVES, AND SURPLUS	
		Total 807	66,567,535.00	Cash Liabilities	323,164.11
DEFERRED CHARGES	21,500.00	Land Area 13.38 Sq. Miles		Reserves for Receivables	51,933.65
SCHOOL, COUNTY, SPECIAL DISTRICT TAXES	1,519,723.98	Net Valuation Taxable-Municipal	67,348,804.00	Surplus Dec. 31, 1975	239,895.17
RESERVE FOR UNCOLLECTED TAXES	75,500.00	Net Valuation Taxable-County	85,133,166.00	Total	614,992.93
EXPENDITURES TOTAL	2,251,983.98	State Equalized Valuation	71,082,702.00		
		State Equalization Ratio	96.69		

2003

Population 1970 27,420
 Population 1975 27,685
 S & P Rating A+
 Moody Rating A-1

General Tax Rate Per \$100. 2.89
 State Equalized Tax Rate 2.97

CRANFORD TOWNSHIP - UNION CO.

Form of Government:
 Township Committee
 Number of Members on Governing Body 5

PER CAPITA: 462.25
 Gross Debt 41.85
 Net Debt 5.39
 Debt Service 442.77
 Total Tax Levy 196.43
 Municipal Expenditures

PER CENT: 3.38
 Gross Debt .31
 Net Debt 97.23
 Tax Levy Collected
 Tax Levy Cancelled, Abated or Adjusted .99

EXPENDITURES		REVENUES-REALIZED		1975 PROPERTY TAX	
GENERAL GOVERNMENT		1975 Property Taxes Collected		STATE EQUALIZED TAX RATE	
Governing Body & Public Boards	560.00	1975 Payments in Lieu of Taxes		Local District School Taxes	1.91
Municipal Clerk		Delinquent Tax & Lien Collections		Regional & Consolidated School Tax	
Financial Administration	31,391.00	Business Personalty Replacement Taxes		School Taxes in Municipal Budget	
Assessment of Taxes	23,449.00	Taxes from Public Utilities		County Taxes	.45
Collection of Taxes	36,542.00	Other Miscellaneous Tax Revenues		County Library Taxes	
Planning, Housing & Development	15,921.00	State Aid Revenues		Local Municipal Purpose Taxes	.56
Human Resources	15,000.00	Federal Aid Revenues		Veteran & Senior Citizen Taxes	.04
Elections	4,800.00	State and Local Fiscal Assistance Act Utilized		Total Taxes for Rate Computation	2.96
General Administration (other)	356,340.00	Sale of Acquired Property		Special District Taxes	
JUDICIARY		Other Miscellaneous Revenues		Bank Stock Taxes	17,298.53
Municipal Courts	47,792.00	Prior Years Surplus Appropriated		Added and Omitted Taxes	36,774.22
PUBLIC SAFETY		REVENUES		Total Taxes Levied - ABSTRACT	12,258,028.44
Fire Protection	657,546.74	Reserve For Uncollected Taxes		Total Taxes Billed	12,286,129.30
Police Protection	1,058,656.00	CAPITAL OUTLAY		1975 TAXES COLLECTED	11,946,402.92
Civil Defense & Disaster Control	2,375.00	Public Enterprises		1975 Taxes Cancelled, Abated or Adjusted	121,751.85
Environmental Inspection & Control	32,354.00	Recreation--Culture		Transfer to Tax Title Liens or Foreclosed	12,961.39
Other Public Safety	2,360.00	Public Works		Balance Outstanding Dec. 31, 1975	205,013.14
PUBLIC WORKS		Buildings and Grounds		PRIOR YEARS TAXES OUTSTANDING	
Streets and Drainage	564,598.00	Library and Education		Balance January 1, 1975	297,492.60
Sewers and Sewage Processing	663,087.75	Conservation		Collected in 1975	204,882.49
Garbage and Trash Disposal		All Other		Cancelled, Abated or Adjusted 1975	93.69
Public Buildings and Grounds	82,275.00	CAPITAL DEBT AUTHORIZED, DECEMBER 31, 1975		Transfers to Tax Title Liens or Foreclosed	4,724.60
Other Public Works		ISSUED AND UNISSUED		Balance December 31, 1975	87,791.82
HEALTH and WELFARE		GROSS DEBT		TAX TITLE LIENS OUTSTANDING	
Health Services Except Environmental	45,804.00	NET DEBT		Balance January 1, 1975	30,168.66
Welfare-Public Assistance	7,700.00	SCHOOL		Transfer From Taxes	18,265.72
Hospitals, Clinics, First Aid	3,500.00	Self-Liquidating		Redeemed in 1975	3,926.86
Animal, Insect, & Rodent Control		Other		Cancelled, Abated or Adjusted (1975)	
Other Welfare Services		Total		Transfers to Foreclosed Property	
RECREATION and CONSERVATION		ISSUED AND OUTSTANDING		Balance December 31, 1975	44,507.52
Beaches and Boardwalks		SCHOOL		PROPERTY ACQUIRED BY DEED OR	
Parks, Playgrounds, Shade Trees	61,000.00	Self-Liquidating		FORECLOSURE	
Land Reclamation & Conservation	25,225.00	Other		Balance January 1, 1975	2,455,650.00
Other Recreational Services	156,940.00	Total		Transfers From Taxes or Liens	
EDUCATION (excluding schools)		EQUALIZED VALUATION BASIS		Sale for Cash (1975)	
Libraries	172,769.00	FOR NET DEBT COMPUTATION		Cancelled, Abated or Adjusted (1975)	
Other Educational Services		REAL PROPERTY VALUATIONS		Balance December 31, 1975	2,455,650.00
STATUTORY EXPENDITURES		Code Class # of Parcels % VAL'N		CURRENT FINANCES DECEMBER 31, 1975	
Pensions & F. I. C. A.	349,000.00	1 Vacant Land 184 .64		ASSETS	
Employee Fringe Benefits	73,000.00	2 Residential 6907 73.42		Cash Dec. 31, 1975	1,801,268.87
Other Statutory Expenditures		3 Farm 2 .01		Taxes Receivable	292,804.96
CETA And Other Public Employment Programs		4a Commercial 227 14.09		Tax Title Liens	44,507.52
MUNICIPAL FUNCTIONS		4b Industrial 61 9.52		Foreclosed Property	2,455,650.00
CAPITAL IMPROVEMENTS	25,000.00	4c Apartments 14 2.31		Emergencies & Other Deferred Charges	95,402.32
DEBT SERVICE		Total 7395		State and Federal Aid Receivable	12,929.50
Principal Payments	100,000.00	Land Area 4.90 Sq. Miles		Other Receivables	214,981.30
Interest Payments	49,353.00	Net Valuation Taxable-Municipal		Total	4,917,544.47
DEFERRED CHARGES		Net Valuation Taxable-County		LIABILITIES, RESERVES, AND SURPLUS	
SCHOOL, COUNTY, SPECIAL DISTRICT TAXES	243,624.52	State Equalized Valuation		Cash Liabilities	752,516.80
RESERVE FOR UNCOLLECTED TAXES	555,326.38	State Equalization Ratio		Reserves for Receivables	3,007,943.78
EXPENDITURES				Surplus Dec. 31, 1975	1,157,083.89
TOTAL	15,293,342.13			Total	4,917,544.47

0208

Population 1970 **8,305**
 Population 1975 **8,290**
 S & P Rating
 Moody Rating **A**

General Tax Rate Per \$100. **2.94**
 State Equalized Tax Rate **2.83**

CRESSKILL BOROUGH — BERGEN CO.

Form of Government:

Borough Council

Number of Members on Governing Body 6

PER CAPITA:

Gross Debt **306.95**
 Net Debt **52.53**
 Debt Service **6.27**
 Total Tax Levy **487.89**
 Municipal Expenditures **214.22**

PER CENT:

Gross Debt **1.92**
 Net Debt **.33**
 Tax Levy Collected **97.53**
 Tax Levy Cancelled, Abated or Adjusted **.38**

EXPENDITURES		REVENUES-REALIZED		1975 PROPERTY TAX	
GENERAL GOVERNMENT				STATE EQUALIZED TAX RATE	
Governing Body & Public Boards		1975 Property Taxes Collected	3,948,428.63	Local District School Taxes 1.75	2,525,355.00
Municipal Clerk		1975 Payments in Lieu of Taxes	13,169.62	Regional & Consolidated School Tax	
Financial Administration	9,700.00	Delinquent Tax & Lien Collections	53,352.34	School Taxes in Municipal Budget	
Assessment of Taxes	9,625.00	Business Personalty Replacement Taxes	47,803.71	County Taxes .36	525,088.89
Collection of Taxes	38,835.00	Taxes from Public Utilities	276,133.46	County Library Taxes	
Planning, Housing & Development	5,180.00	Other Miscellaneous Tax Revenues		Local Municipal Purpose Taxes .67	970,715.60
Human Resources		State Aid Revenues	10,327.00	Veteran & Senior Citizen Taxes .04	57,410.00
Elections	1,580.00	Federal Aid Revenues		Total Taxes for Rate Computation 2.82	4,078,569.49
General Administration (other)	117,097.00	State and Local Fiscal Assistance Act Utilized	77,946.00	Special District Taxes	
JUDICIARY		Sale of Acquired Property		Bank Stock Taxes	4,115.41
Municipal Courts	8,700.00	Other Miscellaneous Revenues	143,066.65	Added and Omitted Taxes	19,354.78
PUBLIC SAFETY		Total	4,570,227.41	Total Taxes Levied - ABSTRACT	4,044,629.68
Fire Protection	47,260.00	Prior Years Surplus Appropriated	220,000.00	Total Taxes Billed	4,048,370.33
Police Protection	393,750.00	REVENUES TOTAL	4,790,227.41	1975 TAXES COLLECTED	3,948,428.63
Civil Defense & Disaster Control	175.00	Reserve For Uncollected Taxes	171,152.56	1975 Taxes Cancelled, Abated or Adjusted	15,439.79
Environmental Inspection & Control	6,690.00	CAPITAL OUTLAY TOTAL	55,039.48	Transfer to Tax Title Liens or Foreclosed	4,205.88
Other Public Safety				Balance Outstanding Dec. 31, 1975	80,296.03
PUBLIC WORKS				PRIOR YEARS TAXES OUTSTANDING	
Streets and Drainage	352,180.00	Public Enterprises		Balance January 1, 1975	79,603.47
Sewers and Sewage Processing	86,915.00	Recreation—Culture		Collected in 1975	51,601.78
Garbage and Trash Disposal	198,900.00	Public Works	32,887.10	Cancelled, Abated or Adjusted 1975	
Public Buildings and Grounds	32,410.00	Buildings and Grounds	22,152.38	Transfers to Tax Title Liens or Foreclosed	1,326.83
Other Public Works		Library and Education		Balance December 31, 1975	26,674.86
HEALTH and WELFARE		Conservation		TAX TITLE LIENS OUTSTANDING	
Health Services Except Environmental	29,117.00	All Other		Balance January 1, 1975	7,195.00
Welfare-Public Assistance	2,830.00	CAPITAL DEBT AUTHORIZED, DECEMBER 31, 1975		Transfer From Taxes	5,712.09
Hospitals, Clinics, First Aid		ISSUED AND UNISSUED GROSS DEBT NET DEBT		Redeemed in 1975	1,750.56
Animal, Insect, & Rodent Control	1,000.00	School 1,966,000		Cancelled, Abated or Adjusted (1975)	
Other Welfare Services		Self-liquidating 120,000		Transfers to Foreclosed Property	
RECREATION and CONSERVATION		Other 458,643	435,440	Balance December 31, 1975	11,156.53
Beaches and Boardwalks		Total 2,544,643	435,440	PROPERTY ACQUIRED BY DEED OR FORECLOSURE	
Parks, Playgrounds, Shade Trees	14,550.00	ISSUED AND OUTSTANDING		Balance January 1, 1975	88,625.00
Land Reclamation & Conservation		School	1,916,000.00	Transfers From Taxes or Liens	
Other Recreational Services	24,025.00	Self-Liquidating	120,000.00	Sale for Cash (1975)	
EDUCATION (excluding schools)		Other	316,000.00	Cancelled, Abated or Adjusted (1975)	
Libraries	44,750.00	Total	2,352,000.00	Balance December 31, 1975	88,625.00
Other Educational Services		EQUALIZED VALUATION BASIS		CURRENT FINANCES DECEMBER 31, 1975	
STATUTORY EXPENDITURES		FOR NET DEBT COMPUTATION	132,831,646.67	ASSETS	
Pensions & F. I. C. A.	73,600.00	REAL PROPERTY VALUATIONS		Cash Dec. 31, 1975	1,547,640.15
Employee Fringe Benefits	25,200.00	Code Class # of Parcels % VAL'N		Taxes Receivable	106,970.89
Other Statutory Expenditures		1 Vacant Land 164 3.91	5,403,700.00	Tax Title Liens	11,156.53
CETA And Other Public Employment Programs		2 Residential 2234 82.38	113,956,300.00	Foreclosed Property	88,625.00
MUNICIPAL FUNCTIONS TOTAL	1,524,049.00	3 Farm		Emergencies & Other Deferred Charges	14,931.30
CAPITAL IMPROVEMENTS * MEMO*	5,000.00	4a Commercial 61 11.50	15,910,100.00	State and Federal Aid Receivable	11,378.02
DEBT SERVICE		4b Industrial 5 1.98	2,741,800.00	Other Receivables	18,149.06
Principal Payments	40,000.00	4c Apartments 5 .23	324,600.00	Total	1,798,850.95
Interest Payments	11,940.00	Total 2469	138,336,500.00	LIABILITIES, RESERVES, AND SURPLUS	
DEFERRED CHARGES	28,762.38	Land Area 2.00 Sq. Miles		Cash Liabilities	1,279,060.40
SCHOOL, COUNTY, SPECIAL DISTRICT TAXES	3,050,443.89	Net Valuation Taxable-Municipal	138,819,302.00	Reserves for Receivables	224,901.48
RESERVE FOR UNCOLLECTED TAXES	171,152.56	Net Valuation Taxable-County	136,228,086.00	Surplus Dec. 31, 1975	294,889.07
EXPENDITURES TOTAL	4,826,347.83	State Equalized Valuation	143,912,016.00	Total	1,798,850.95
		State Equalization Ratio	96.45		

1310

Population 1970 **2,410**
 Population 1975 **2,440**
 S & P Rating
 Moody Rating

General Tax Rate Per \$100. **3.07**
 State Equalized Tax Rate **2.22**

DEAL BOROUGH — MONMOUTH CO.

Form of Government:

Commission (1911)

Number of Members on Governing Body 3

PER CAPITA:

Gross Debt **161.46**
 Net Debt **101.23**
 Debt Service **45.30**
 Total Tax Levy **636.02**
 Municipal Expenditures **488.94**

PER CENT:

Gross Debt **.65**
 Net Debt **.41**
 Tax Levy Collected **95.81**
 Tax Levy Cancelled, Abated or Adjusted **.01**

EXPENDITURES		REVENUES-REALIZED		1975 PROPERTY TAX	
GENERAL GOVERNMENT				STATE EQUALIZED TAX RATE 2.22	
Governing Body & Public Boards		1975 Property Taxes Collected	1,486,750.25	Local District School Taxes .98	679,599.50
Municipal Clerk		1975 Payments in Lieu of Taxes	1,831.19	Regional & Consolidated School Tax	
Financial Administration	4,000.00	Delinquent Tax & Lien Collections	68,282.70	School Taxes in Municipal Budget	
Assessment of Taxes	5,373.72	Business Personalty Replacement Taxes	5,792.79	County Taxes	.56 388,470.51
Collection of Taxes		Taxes from Public Utilities	145,072.37	County Library Taxes	.02 13,757.30
Planning, Housing & Development	1,500.00	Other Miscellaneous Tax Revenues		Local Municipal Purpose Taxes	.65 454,913.40
Human Resources		State Aid Revenues	1,007.50	Veteran & Senior Citizen Taxes	.01 9,920.00
Elections	750.00	Federal Aid Revenues	21,155.38	Total Taxes for Rate Computation	2.22 1,546,660.71
General Administration (other)	120,062.10	State and Local Fiscal Assistance Act Utilized	16,512.00	Special District Taxes	
JUDICIARY		Sale of Acquired Property		Bank Stock Taxes	3,160.03
Municipal Courts	9,017.83	Other Miscellaneous Revenues	462,190.60	Added and Omitted Taxes	11,985.82
PUBLIC SAFETY		Total	2,208,594.78	Total Taxes Levied - ABSTRACT	1,551,886.56
Fire Protection	65,454.61	Prior Years Surplus Appropriated	173,000.00	Total Taxes Billed	1,551,761.91
Police Protection	256,066.80	REVENUES TOTAL	2,381,594.78	1975 TAXES COLLECTED	1,486,750.25
Civil Defense & Disaster Control	100.00	Reserve For Uncollected Taxes	86,438.84	1975 Taxes Cancelled, Abated or Adjusted	110.00
Environmental Inspection & Control	1,000.00			Transfer to Tax Title Liens or Foreclosed	2,340.12
Other Public Safety		CAPITAL OUTLAY TOTAL	5,944.50	Balance Outstanding Dec. 31, 1975	62,561.54
PUBLIC WORKS				PRIOR YEARS TAXES OUTSTANDING	
Streets and Drainage	103,474.96	Public Enterprises		Balance January 1, 1975	69,070.24
Sewers and Sewage Processing	59,042.14	Recreation—Culture		Collected in 1975	66,794.21
Garbage and Trash Disposal	43,949.78	Public Works	5,944.50	Cancelled, Abated or Adjusted 1975	
Public Buildings and Grounds	10,800.00	Buildings and Grounds		Transfers to Tax Title Liens or Foreclosed	2,276.03
Other Public Works	11,812.00	Library and Education		Balance December 31, 1975	
HEALTH and WELFARE		Conservation		TAX TITLE LIENS OUTSTANDING	
Health Services Except Environmental	1,925.99	All Other		Balance January 1, 1975	1,488.49
Welfare-Public Assistance	770.00	CAPITAL DEBT AUTHORIZED, DECEMBER 31, 1975		Transfer From Taxes	5,013.36
Hospitals, Clinics, First Aid	500.00	ISSUED AND UNISSUED GROSS DEBT		Redeemed in 1975	1,488.49
Animal, Insect, & Rodent Control	800.00	School	147,000	Cancelled, Abated or Adjusted (1975)	
Other Welfare Services		Self-liquidating		Transfers to Foreclosed Property	
RECREATION and CONSERVATION		Other	247,000	Balance December 31, 1975	5,013.36
Beaches and Boardwalks	153,350.56	Total	394,000	PROPERTY ACQUIRED BY DEED OR FORECLOSURE	
Parks, Playgrounds, Shade Trees	1,800.00	ISSUED AND OUTSTANDING		Balance January 1, 1975	8,750.00
Land Reclamation & Conservation	700.00	School	147,000.00	Transfers From Taxes or Liens	
Other Recreational Services	3,700.00	Self-Liquidating		Sale for Cash (1975)	
EDUCATION (excluding schools)		Other	115,000.00	Cancelled, Abated or Adjusted (1975)	
Libraries	600.00	Total	262,000.00	Balance December 31, 1975	8,750.00
Other Educational Services		EQUALIZED VALUATION BASIS		CURRENT FINANCES DECEMBER 31, 1975	
STATUTORY EXPENDITURES		FOR NET DEBT COMPUTATION	60,928,802.00	ASSETS	
Pensions & F. I. C. A.	79,969.96	REAL PROPERTY VALUATIONS		Cash Dec. 31, 1975	867,921.19
Employee Fringe Benefits	17,400.55	Code Class # of Parcels % VAL'N		Taxes Receivable	62,561.54
Other Statutory Expenditures		1 Vacant Land 86 4.05	2,021,300.00	Tax Title Liens	5,013.36
CETA And Other Public Employment Programs	24,781.00	2 Residential 752 90.91	5,416,553.00	Foreclosed Property	8,750.00
MUNICIPAL FUNCTIONS TOTAL	980,702.00	3 Farm		Emergencies & Other Deferred Charges	250.00
CAPITAL IMPROVEMENTS *# EMO†	25,000.00	4a Commercial 21 3.53	1,762,500.00	State and Federal Aid Receivable	1,007.50
DEBT SERVICE		4b Industrial		Other Receivables	1,644.95
Principal Payments	95,000.00	4c Apartments 39 1.51	755,938.00	Total	947,148.54
Interest Payments	15,532.50	Total 938	49,956,301.00	LIABILITIES, RESERVES, AND SURPLUS	
DEFERRED CHARGES	15,347.57	Land Area 1.20 Sq. Miles		Cash Liabilities	427,296.72
SCHOOL, COUNTY, SPECIAL DISTRICT TAXES	1,081,827.31	Net Valuation Taxable-Municipal	50,421,610.00	Reserves for Receivables	77,969.85
RESERVE FOR UNCOLLECTED TAXES	86,438.84	Net Valuation Taxable-County	61,898,045.00	Surplus Dec. 31, 1975	441,881.97
EXPENDITURES TOTAL	2,274,848.22	State Equalized Valuation	69,503,868.00	Total	947,148.54
		State Equalization Ratio	72.36		

0603

Population 1970 **2,480**
 Population 1975 **2,685**
 S & P Rating
 Moody Rating

General Tax Rate Per \$100. **5.88**
 State Equalized Tax Rate **3.73**

DEERFIELD TOWNSHIP — CUMBERLAND CO.

Form of Government:
 Township Committee
 Number of Members on Governing Body 5

PER CAPITA:
 Gross Debt **486.16**
 Net Debt **18.62**
 Debt Service **6.11**
 Total Tax Levy **272.93**
 Municipal Expenditures **156.90**

PER CENT:
 Gross Debt **7.40**
 Net Debt **.28**
 Tax Levy Collected **87.99**
 Tax Levy Cancelled, Abated or Adjusted

EXPENDITURES		REVENUES-REALIZED		1975 PROPERTY TAX	
GENERAL GOVERNMENT				STATE EQUALIZED TAX RATE 3.73	
Governing Body & Public Boards		1975 Property Taxes Collected	644,177.35	Local District School Taxes 2.36	466,038.00
Municipal Clerk		1975 Payments in Lieu of Taxes		Regional & Consolidated School Tax .09	17,589.50
Financial Administration	9,250.00	Delinquent Tax & Lien Collections	86,842.49	School Taxes in Municipal Budget	
Assessment of Taxes	4,500.00	Business Personalty Replacement Taxes	17,765.40	County Taxes	1.12
Collection of Taxes	18,896.84	Taxes from Public Utilities	88,058.47	County Library Taxes	
Planning, Housing & Development	3,400.00	Other Miscellaneous Tax Revenues		Local Municipal Purpose Taxes .10	19,114.28
Human Resources		State Aid Revenues	3,805.50	Veteran & Senior Citizen Taxes .06	12,220.00
Elections		Federal Aid Revenues	26,957.80	Total Taxes for Rate Computation 3.73	735,617.99
General Administration (other)	31,600.00	State and Local Fiscal Assistance Act Utilized	38,944.00	Special District Taxes	
JUDICIARY		Sale of Acquired Property	9,855.00	Bank Stock Taxes	885.72
Municipal Courts	13,501.00	Other Miscellaneous Revenues	56,135.44	Added and Omitted Taxes	8,529.86
PUBLIC SAFETY		Total	972,541.45	Total Taxes Levied - ABSTRACT	732,813.57
Fire Protection	73,500.00	Prior Years Surplus Appropriated	156,000.00	Total Taxes Billed	732,093.57
Police Protection	11,800.00	REVENUES TOTAL	1,128,541.45	1975 TAXES COLLECTED	644,177.35
Civil Defense & Disaster Control	2,350.00	Reserve For Uncollected Taxes	130,782.49	1975 Taxes Cancelled, Abated or Adjusted	
Environmental Inspection & Control	1,950.00			Transfer to Tax Title Liens or Foreclosed	
Other Public Safety		CAPITAL OUTLAY TOTAL		Balance Outstanding Dec. 31, 1975	87,916.22
PUBLIC WORKS				PRIOR YEARS TAXES OUTSTANDING	
Streets and Drainage	25,008.00	Public Enterprises		Balance January 1, 1975	79,434.56
Sewers and Sewage Processing		Recreation—Culture		Collected in 1975	71,588.92
Garbage and Trash Disposal	11,200.00	Public Works		Cancelled, Abated or Adjusted 1975	
Public Buildings and Grounds	16,000.00	Buildings and Grounds		Transfers to Tax Title Liens or Foreclosed	
Other Public Works		Library and Education		Balance December 31, 1975	7,845.64
HEALTH and WELFARE		Conservation		TAX TITLE LIENS OUTSTANDING	
Health Services Except Environmental	3,000.00	All Other		Balance January 1, 1975	53,454.84
Welfare-Public Assistance	750.00			Transfer From Taxes	
Hospitals, Clinics, First Aid		CAPITAL DEBT AUTHORIZED, DECEMBER 31, 1975		Redeemed in 1975	15,253.57
Animal, Insect, & Rodent Control		ISSUED AND UNISSUED		Cancelled, Abated or Adjusted (1975)	
Other Welfare Services		School	1,255,331	Transfers to Foreclosed Property	
RECREATION and CONSERVATION		Self-liquidating	50,000	Balance December 31, 1975	38,201.27
Beaches and Boardwalks		Other	50,000	PROPERTY ACQUIRED BY DEED OR	
Parks, Playgrounds, Shade Trees		Total	1,305,331	FORECLOSURE	
Land Reclamation & Conservation	1,473.00			Balance January 1, 1975	89,675.00
Other Recreational Services	4,100.00	ISSUED AND OUTSTANDING		Transfers From Taxes or Liens	
EDUCATION (excluding schools)		School	166,000.00	Sale for Cash (1975)	9,855.00
Libraries		Self-Liquidating	50,000.00	Cancelled, Abated or Adjusted (1975)	
Other Educational Services		Other	216,000.00	Balance December 31, 1975	79,820.00
STATUTORY EXPENDITURES		Total		CURRENT FINANCES DECEMBER 31, 1975	
Pensions & F. I. C. A.	5,900.00	EQUALIZED VALUATION BASIS		ASSETS	
Employee Fringe Benefits		FOR NET DEBT COMPUTATION	17,644,949.67	Cash Dec. 31, 1975	577,363.13
Other Statutory Expenditures		REAL PROPERTY VALUATIONS		Taxes Receivable	95,761.86
CETA And Other Public Employment Programs	34,150.00	Code Class # of Parcels % VAL'N		Tax Title Liens	38,201.27
MUNICIPAL FUNCTIONS TOTAL	272,328.84	1 Vacant Land 433 4.90	590,500.00	Foreclosed Property	79,820.00
CAPITAL IMPROVEMENTS *MEMO*		2 Residential 632 65.70	7,910,100.00	Emergencies & Other Deferred Charges	1,933.53
DEBT SERVICE		3 Farm 226 16.51	1,988,500.00	State and Federal Aid Receivable	3,805.50
Principal Payments	13,000.00	4a Commercial 50 12.88	1,551,300.00	Other Receivables	2,614.18
Interest Payments	3,400.00	4b Industrial		Total	799,499.47
		4c Apartments		LIABILITIES, RESERVES, AND SURPLUS	
DEFERRED CHARGES	1,759.51	Total 1341	12,040,400.00	Cash Liabilities	276,442.02
SCHOOL, COUNTY, SPECIAL DISTRICT TAXES	704,283.71	Land Area 16.70 Sq. Miles		Reserves for Receivables	216,397.31
RESERVE FOR UNCOLLECTED TAXES	130,782.49	Net Valuation Taxable-Municipal	12,517,057.00	Surplus Dec. 31, 1975	306,660.14
EXPENDITURES TOTAL	1,125,554.55	Net Valuation Taxable-County	19,710,240.00	Total	799,499.47
		State Equalized Valuation	19,431,977.00		
		State Equalization Ratio	63.52		

0309

Population 1970 **4,165**
 Population 1975 **4,220**
 S & P Rating
 Moody Rating

General Tax Rate Per \$100. **3.37**
 State Equalized Tax Rate **2.96**

DELANCO TOWNSHIP — BURLINGTON CO.
 Form of Government:
 Township Committee
 Number of Members on Governing Body 3

PER CAPITA:
 Gross Debt **140.52**
 Net Debt **112.09**
 Debt Service **7.39**
 Total Tax Levy **312.23**
 Municipal Expenditures **154.01**

PER CENT:
 Gross Debt **1.54**
 Net Debt **1.23**
 Tax Levy Collected **93.72**
 Tax Levy Cancelled, Abated or Adjusted

EXPENDITURES		REVENUES-REALIZED		1975 PROPERTY TAX	
GENERAL GOVERNMENT				STATE EQUALIZED TAX RATE 1.79	
Governing Body & Public Boards		1975 Property Taxes Collected	1,236,339.64	Local District School Taxes	792,116.00
Municipal Clerk		1975 Payments in Lieu of Taxes		Regional & Consolidated School Tax	
Financial Administration	9,700.00	Delinquent Tax & Lien Collections	61,399.73	School Taxes in Municipal Budget	
Assessment of Taxes	3,900.00	Business Personalty Replacement Taxes	142,701.39	County Taxes	.60 264,021.06
Collection of Taxes	6,300.00	Taxes from Public Utilities	104,906.03	County Library Taxes	.02 10,891.00
Planning, Housing & Development	3,100.00	Other Miscellaneous Tax Revenues		Local Municipal Purpose Taxes	.49 214,855.46
Human Resources		State Aid Revenues	1,961.50	Veteran & Senior Citizen Taxes	.07 29,220.00
Elections		Federal Aid Revenues	21,801.80	Total Taxes for Rate Computation	2.97 1,311,103.52
General Administration (other)	51,600.00	State and Local Fiscal Assistance Act Utilized	22,564.00	Special District Taxes	29,600.00
JUDICIARY		Sale of Acquired Property		Bank Stock Taxes	261.54
Municipal Courts	8,000.00	Other Miscellaneous Revenues	47,120.52	Added and Omitted Taxes	5,850.24
PUBLIC SAFETY		Total	1,638,794.61	Total Taxes Levied - ABSTRACT	1,317,595.30
Fire Protection		Prior Years Surplus Appropriated	80,000.00	Total Taxes Billed	1,319,133.32
Police Protection	148,700.00	REVENUES TOTAL	1,718,794.61	1975 TAXES COLLECTED	1,236,339.64
Civil Defense & Disaster Control	1,100.00	Reserve For Uncollected Taxes	101,000.00	1975 Taxes Cancelled, Abated or Adjusted	
Environmental Inspection & Control	1,500.00	CAPITAL OUTLAY TOTAL	226,700.00	Transfer to Tax Title Liens or Foreclosed	6,279.81
Other Public Safety	2,400.00			Balance Outstanding Dec. 31, 1975	76,513.87
PUBLIC WORKS				PRIOR YEARS TAXES OUTSTANDING	
Streets and Drainage	123,724.00	Public Enterprises		Balance January 1, 1975	61,677.78
Sewers and Sewage Processing		Recreation—Culture		Collected in 1975	57,544.22
Garbage and Trash Disposal	36,500.00	Public Works	226,700.00	Cancelled, Abated or Adjusted 1975	679.01
Public Buildings and Grounds	10,000.00	Buildings and Grounds		Transfers to Tax Title Liens or Foreclosed	1,264.50
Other Public Works		Library and Education		Balance December 31, 1975	2,190.05
HEALTH and WELFARE		Conservation		TAX TITLE LIENS OUTSTANDING	
Health Services Except Environmental	3,080.00	All Other		Balance January 1, 1975	10,933.08
Welfare-Public Assistance	2,200.00	CAPITAL DEBT AUTHORIZED, DECEMBER 31, 1975		Transfer From Taxes	7,833.22
Hospitals, Clinics, First Aid		ISSUED AND UNISSUED		Redeemed in 1975	3,855.51
Animal, Insect, & Rodent Control		School	120,000	Cancelled, Abated or Adjusted (1975)	664.64
Other Welfare Services		Self-liquidating		Transfers to Foreclosed Property	
RECREATION and CONSERVATION		Other	473,000	Balance December 31, 1975	14,246.15
Beaches and Boardwalks		Total	593,000	PROPERTY ACQUIRED BY DEED OR	
Parks, Playgrounds, Shade Trees	8,300.00			FORECLOSURE	
Land Reclamation & Conservation		ISSUED AND OUTSTANDING		Balance January 1, 1975	
Other Recreational Services	20,400.00	School	120,000.00	Transfers From Taxes or Liens	
EDUCATION (excluding schools)		Self-Liquidating		Sale for Cash (1975)	
Libraries	14,805.00	Other		Cancelled, Abated or Adjusted (1975)	
Other Educational Services		Total	478,500.00	Balance December 31, 1975	
STATUTORY EXPENDITURES		EQUALIZED VALUATION BASIS		CURRENT FINANCES DECEMBER 31, 1975	
Pensions & F. I. C. A.	19,350.72	FOR NET DEBT COMPUTATION	38,453,085.33	ASSETS.	
Employee Fringe Benefits	7,000.00	REAL PROPERTY VALUATIONS		Cash Dec. 31, 1975	530,361.60
Other Statutory Expenditures		Code Class # of Parcels % VAL'N		Taxes Receivable	78,703.92
CETA And Other Public Employment Programs	26,240.00	1 Vacant Land 73 2.59	998,950.00	Tax Title Liens	14,246.15
MUNICIPAL FUNCTIONS TOTAL	507,899.72	2 Residential 1135 64.75	24,965,650.00	Foreclosed Property	
CAPITAL IMPROVEMENTS *MEMO*	5,000.00	3 Farm 18 2.30	886,024.00	Emergencies & Other Deferred Charges	20,233.60
DEBT SERVICE		4a Commercial 38 7.38	2,844,600.00	State and Federal Aid Receivable	14,561.58
Principal Payments	11,200.00	4b Industrial 9 21.73	8,377,600.00	Other Receivables	3,137.51
Interest Payments	20,000.00	4c Apartments 8 1.25	481,200.00	Total	661,244.36
DEFERRED CHARGES	9,809.28	Total 1281	38,554,024.00	LIABILITIES, RESERVES, AND SURPLUS	
SCHOOL, COUNTY, SPECIAL DISTRICT TAXES	1,096,628.06	Land Area 2.16 Sq. Miles		Cash Liabilities	442,536.90
RESERVE FOR UNCOLLECTED TAXES	101,000.00	Net Valuation Taxable-Municipal	38,922,532.00	Reserves for Receivables	96,087.58
EXPENDITURES TOTAL	1,746,537.06	Net Valuation Taxable-County	43,794,595.00	Surplus Dec. 31, 1975	122,619.88
		State Equalized Valuation	44,182,157.00	Total	661,244.36
		State Equalization Ratio	88.01		

1007

Population 1970 **3,260**
 Population 1975 **3,435**
 S & P Rating
 Moody Rating

General Tax Rate Per \$100. **3.68**
 State Equalized Tax Rate **2.87**

DELAWARE TOWNSHIP — HUNTERDON CO.

Form of Government:
 Township Committee
 Number of Members on Governing Body 3

PER CAPITA:
 Gross Debt **348.75**
 Net Debt **22.13**
 Debt Service
 Total Tax Levy **553.97**
 Municipal Expenditures **222.00**

PER CENT:
 Gross Debt **2.02**
 Net Debt **.13**
 Tax Levy Collected **90.16**
 Tax Levy Cancelled, Abated or Adjusted **.55**

EXPENDITURES		REVENUES-REALIZED		1975 PROPERTY TAX	
GENERAL GOVERNMENT				STATE EQUALIZED TAX RATE — 1.13	
Governing Body & Public Boards		1975 Property Taxes Collected	1,716,324.70	Local District School Taxes	743,219.00
Municipal Clerk		1975 Payments in Lieu of Taxes		Regional & Consolidated School Tax	631,740.83
Financial Administration	9,700.00	Delinquent Tax & Lien Collections	148,573.67	School Taxes in Municipal Budget	
Assessment of Taxes	21,700.00	Business Personalty Replacement Taxes	41,436.56	County Taxes	279,936.78
Collection of Taxes	9,000.00	Taxes from Public Utilities	81,707.02	County Library Taxes	14,381.75
Planning, Housing & Development	20,300.00	Other Miscellaneous Tax Revenues		Local Municipal Purpose Taxes	211,262.98
Human Resources		State Aid Revenues	4,433.00	Veteran & Senior Citizen Taxes	19,300.00
Elections		Federal Aid Revenues		Total Taxes for Rate Computation	1,899,841.34
General Administration (other)	47,700.00	State and Local Fiscal Assistance Act Utilized	42,358.89	Special District Taxes	
JUDICIARY		Sale of Acquired Property		Bank Stock Taxes	265.58
Municipal Courts	4,800.00	Other Miscellaneous Revenues	92,010.99	Added and Omitted Taxes	22,063.67
PUBLIC SAFETY		Total	2,126,844.83	Total Taxes Levied - ABSTRACT	1,902,870.59
Fire Protection	6,800.00	Prior Years Surplus Appropriated	305,091.67	Total Taxes Billed	1,903,708.11
Police Protection	34,000.00	REVENUES TOTAL	2,431,936.50	1975 TAXES COLLECTED	1,716,324.70
Civil Defense & Disaster Control	100.00	Reserve For Uncollected Taxes	211,528.56	1975 Taxes Cancelled, Abated or Adjusted	10,440.77
Environmental Inspection & Control	4,600.00			Transfer to Tax Title Liens or Foreclosed	3,091.20
Other Public Safety		CAPITAL OUTLAY TOTAL	85,922.12	Balance Outstanding Dec. 31, 1975	173,851.44
PUBLIC WORKS				PRIOR YEARS TAXES OUTSTANDING	
Streets and Drainage	257,631.12	Public Enterprises		Balance January 1, 1975	210,435.84
Sewers and Sewage Processing		Recreation—Culture		Collected in 1975	146,095.38
Garbage and Trash Disposal		Public Works	14,499.94	Cancelled, Abated or Adjusted 1975	6,134.72
Public Buildings and Grounds	38,178.89	Buildings and Grounds	71,422.18	Transfers to Tax Title Liens or Foreclosed	2,223.70
Other Public Works	10,000.00	Library and Education		Balance December 31, 1975	55,982.04
HEALTH and WELFARE		Conservation		TAX TITLE LIENS OUTSTANDING	
Health Services Except Environmental	5,350.00	All Other		Balance January 1, 1975	7,560.56
Welfare-Public Assistance	1,565.00	CAPITAL DEBT AUTHORIZED, DECEMBER 31, 1975		Transfer From Taxes	5,743.20
Hospitals, Clinics, First Aid		ISSUED AND UNISSUED GROSS DEBT		Redeemed in 1975	2,478.29
Animal, Insect, & Rodent Control	1,697.50	School	1,121,971	Cancelled, Abated or Adjusted (1975)	
Other Welfare Services		Self-liquidating	76,000	Transfers to Foreclosed Property	
RECREATION and CONSERVATION		Other	76,000	Balance December 31, 1975	10,825.47
Beaches and Boardwalks		Total	1,197,971	PROPERTY ACQUIRED BY DEED OR FORECLOSURE	
Parks, Playgrounds, Shade Trees		ISSUED AND OUTSTANDING		Balance January 1, 1975	
Land Reclamation & Conservation	1,000.00	School	1,121,971.00	Transfers From Taxes or Liens	
Other Recreational Services	600.00	Self-Liquidating		Sale for Cash (1975)	
EDUCATION (excluding schools)		Other		Cancelled, Abated or Adjusted (1975)	
Libraries		Total	1,121,971.00	Balance December 31, 1975	
Other Educational Services		EQUALIZED VALUATION BASIS		CURRENT FINANCES DECEMBER 31, 1975	
STATUTORY EXPENDITURES		FOR NET DEBT COMPUTATION	59,350,577.67	ASSETS	
Pensions & F. I. C. A.	15,100.00	REAL PROPERTY VALUATIONS		Cash Dec. 31, 1975	850,365.17
Employee Fringe Benefits	4,500.00	Code Class # of Parcels % VAL'N		Taxes Receivable	229,833.48
Other Statutory Expenditures		1 Vacant Land 223 5.35	2,716,290.00	Tax Title Liens	10,825.47
CETA And Other Public Employment Programs		2 Residential 731 53.76	27,303,100.00	Foreclosed Property	
MUNICIPAL FUNCTIONS TOTAL	494,322.51	3 Farm 573 29.95	15,204,678.00	Emergencies & Other Deferred Charges	12,519.27
CAPITAL IMPROVEMENTS *MEMO*	12,000.00	4a Commercial 48 4.81	2,441,400.00	State and Federal Aid Receivable	14,200.24
DEBT SERVICE		4b Industrial 8 5.78	2,933,229.00	Other Receivables	18,196.58
Principal Payments		4c Apartments 4 .36	184,000.00	Total	1,135,940.21
Interest Payments		Total 1587	50,782,697.00	LIABILITIES, RESERVES, AND SURPLUS	
DEFERRED CHARGES	56,734.78	Land Area 36.90 Sq. Miles		Cash Liabilities	94,319.46
SCHOOL, COUNTY, SPECIAL DISTRICT TAXES	1,669,278.36	Net Valuation Taxable-Municipal	51,655,403.00	Reserves for Receivables	258,855.53
RESERVE FOR UNCOLLECTED TAXES	211,528.56	Net Valuation Taxable-County	64,431,022.00	Surplus Dec. 31, 1975	782,765.22
EXPENDITURES TOTAL	2,431,864.21	State Equalized Valuation	65,779,441.00	Total	1,135,940.21
		State Equalization Ratio	78.24		

0310

Population 1970 **10,085**
 Population 1975 **11,570**
 S & P Rating
 Moody Rating

General Tax Rate Per \$100. **3.59**
 State Equalized Tax Rate **2.77**

DELRAN TOWNSHIP — BURLINGTON CO.
 Form of Government:
 Mayor-Council Plan D (OMCL50)
 Number of Members on Governing Body 5

PER CAPITA:
 Gross Debt **784.38**
 Net Debt **309.78**
 Debt Service **9.30**
 Total Tax Levy **412.57**
 Municipal Expenditures **169.38**

PER CENT:
 Gross Debt **6.61**
 Net Debt **2.61**
 Tax Levy Collected **96.01**
 Tax Levy Cancelled; Abated or Adjusted **.10**

EXPENDITURES		REVENUES-REALIZED		1975 PROPERTY TAX	
GENERAL GOVERNMENT				STATE EQUALIZED TAX RATE 1.95	
Governing Body & Public Boards	14,035.00	1975 Property Taxes Collected	4,647,345.43	Local District School Taxes	3,226,000.00
Municipal Clerk	20,643.00	1975 Payments in Lieu of Taxes		Regional & Consolidated School Tax	
Financial Administration	26,050.00	Delinquent Tax & Lien Collections	100,891.84	School Taxes in Municipal Budget	
Assessment of Taxes	10,037.00	Business Personalty Replacement Taxes	148,801.35	County Taxes	814,594.01
Collection of Taxes	20,365.00	Taxes from Public Utilities	301,832.39	County Library Taxes	33,689.42
Planning, Housing & Development	9,648.00	Other Miscellaneous Tax Revenues		Local Municipal Purpose Taxes	445,726.41
Human Resources		State Aid Revenues	42,740.00	Veteran & Senior Citizen Taxes	60,420.00
Elections		Federal Aid Revenues	79,437.12	Total Taxes for Rate Computation	4,580,429.84
General Administration (other)	148,568.00	State and Local Fiscal Assistance Act Utilized	113,534.00	Special District Taxes	126,367.30
JUDICIARY		Sale of Acquired Property		Bank Stock Taxes	2,378.77
Municipal Courts	21,500.00	Other Miscellaneous Revenues	243,642.04	Added and Omitted Taxes	124,717.74
PUBLIC SAFETY		Total	5,678,224.17	Total Taxes Levied - ABSTRACT	4,773,473.65
Fire Protection	498,273.00	Prior Years Surplus Appropriated	550,000.00	Total Taxes Billed	4,840,438.51
Police Protection	125.00	REVENUES TOTAL	6,228,224.17	1975 TAXES COLLECTED	4,647,345.43
Civil Defense & Disaster Control	19,135.00	Reserve For Uncollected Taxes	322,077.36	1975 Taxes Cancelled, Abated or Adjusted	4,738.61
Environmental Inspection & Control		CAPITAL OUTLAY TOTAL	170,116.75	Transfer to Tax Title Liens or Foreclosed	18,983.38
Other Public Safety				Balance Outstanding Dec. 31, 1975	169,371.09
PUBLIC WORKS				PRIOR YEARS TAXES OUTSTANDING	
Streets and Drainage	279,406.99	Public Enterprises		Balance January 1, 1975	125,957.16
Sewers and Sewage Processing		Recreation—Culture	170,030.34	Collected in 1975	100,891.84
Gorbage and Trash Disposal	90,925.00	Public Works	86.41	Cancelled, Abated or Adjusted 1975	
Public Buildings and Grounds	27,500.00	Buildings and Grounds		Transfers to Tax Title Liens or Foreclosed	
Other Public Works	35,000.00	Library and Education		Balance December 31, 1975	25,065.32
HEALTH and WELFARE		Conservation		TAX TITLE LIENS OUTSTANDING	
Health Services Except Environmental	1,390.00	All Other		Balance January 1, 1975	1,246.98
Welfare-Public Assistance	1,165.00	CAPITAL DEBT AUTHORIZED, DECEMBER 31, 1975		Transfer From Taxes	18,983.38
Hospitals, Clinics, First Aid		ISSUED AND UNISSUED		Redeemed in 1975	
Animal, Insect, & Rodent Control		School	7,876,000	Cancelled, Abated or Adjusted (1975)	
Other Welfare Services		Self-Liquidating		Transfers to Foreclosed Property	
RECREATION and CONSERVATION		Other	1,199,325	Balance December 31, 1975	20,230.36
Beaches and Boardwalks		Total	9,075,325	PROPERTY ACQUIRED BY DEED OR	
Parks, Playgrounds, Shade Trees				FORECLOSURE	
Land Reclamation & Conservation	9,579.00	ISSUED AND OUTSTANDING		Balance January 1, 1975	24,835.00
Other Recreational Services	41,500.00	School	7,876,000.00	Transfers From Taxes or Liens	
EDUCATION (excluding schools)		Self-Liquidating		Sale for Cash (1975)	
Libraries		Other	1,181,900.00	Cancelled, Abated or Adjusted (1975)	
Other Educational Services	1,000.00	Total	9,057,900.00	Balance December 31, 1975	24,835.00
STATUTORY EXPENDITURES		EQUALIZED VALUATION BASIS		CURRENT FINANCES DECEMBER 31, 1975	
Pensions & F. I. C. A.	62,000.00	FOR NET DEBT COMPUTATION	137,280,520.00	ASSETS	
Employee Fringe Benefits	36,300.00	REAL PROPERTY VALUATIONS		Cash Dec. 31, 1975	2,018,864.41
Other Statutory Expenditures		Code Class # of Parcels % VAL'N		Taxes Receivable	194,436.41
CETA And Other Public Employment Programs	79,437.12	1 Vacant Land 440 3.26	4,124,300.00	Tax Title Liens	20,230.36
MUNICIPAL FUNCTIONS TOTAL	1,453,582.11	2 Residential 3128 64.87	81,969,200.00	Foreclosed Property	24,835.00
CAPITAL IMPROVEMENTS *MEMO*	49,000.00	3 Farm 54 .78	989,800.00	Emergencies & Other Deferred Charges	35,640.00
DEBT SERVICE		4a Commercial 153 19.50	24,647,000.00	State and Federal Aid Receivable	7,100.00
Principal Payments	46,000.00	4b Industrial 4 .22	280,200.00	Other Receivables	9,923.16
Interest Payments	61,592.97	4c Apartments 5 11.36	14,356,800.00	Total	2,311,029.34
DEFERRED CHARGES	76,469.40	Total 3784	126,367,300.00	LIABILITIES, RESERVES, AND SURPLUS	
SCHOOL, COUNTY, SPECIAL DISTRICT TAXES	4,200,650.73	Land Area 6.91 Sq. Miles	127,770,907.00	Cash Liabilities	1,613,025.34
RESERVE FOR UNCOLLECTED TAXES	322,077.36	Net Valuation Taxable-Municipal	153,442,968.00	Reserves for Receivables	249,424.93
EXPENDITURES TOTAL	6,160,372.57	Net Valuation Taxable-County	164,774,389.00	Surplus Dec. 31, 1975	448,579.07
		State Equalized Valuation	77.35	Total	2,311,029.34
		State Equalization Ratio			

Gross Debt	6.73
Net Debt	5.41
Tax Levy Collected	99.07
Tax Levy Cancelled, Abated or Adjusted	.03

1971/3000

PER CAPITA:		PER CENT:	
Gross Debt	49.73	Gross Debt	.48
Net Debt		Net Debt	
Debt Service	.01	Tax Levy Collected	77.24
Total Tax Levy	274.18	Tax Levy Cancelled, Abated	.04
Municipal Expenditures	152.51	or Adjusted	

180

1408

Population 1970 **14,070**
 Population 1975 **14,540**
 S & P Rating **A**
 Moody Rating **A-1**

General Tax Rate Per \$100. **4.75**
 State Equalized Tax Rate **2.88**

DENVILLE TOWNSHIP — MORRIS CO.

Form of Government:
 Mayor-Council Plan F (OMCL50)
 Number of Members on Governing Body 7

PER CAPITA:

Gross Debt **452.18**
 Net Debt **132.61**
 Debt Service **7.09**
 Total Tax Levy **449.39**
 Municipal Expenditures **181.10**

PER CENT:

Gross Debt **3.17**
 Net Debt **.93**
 Tax Levy Collected **95.85**
 Tax Levy Cancelled, Abated or Adjusted **.48**

EXPENDITURES		REVENUES-REALIZED		1975 PROPERTY TAX	
GENERAL GOVERNMENT				STATE EQUALIZED TAX RATE 2.88	
Governing Body & Public Boards	11,400.00	1975 Property Taxes Collected	6,267,547.82	Local District School Taxes	1.07 2,419,016.50
Municipal Clerk	46,271.00	1975 Payments in Lieu of Taxes		Regional & Consolidated School Tax	.80 1,817,125.35
Financial Administration	41,193.00	Delinquent Tax & Lien Collections	204,824.92	School Taxes in Municipal Budget	
Assessment of Taxes	24,304.00	Business Personalty Replacement Taxes	181,625.92	County Taxes	.45 1,023,736.58
Collection of Taxes	33,936.00	Taxes from Public Utilities	436,945.49	County Library Taxes	
Planning, Housing & Development	42,600.00	Other Miscellaneous Tax Revenues		Local Municipal Purpose Taxes	.53 1,205,565.59
Human Resources	14,230.00	State Aid Revenues	9,784.76	Veteran & Senior Citizen Taxes	.04 85,700.00
Elections	4,015.00	Federal Aid Revenues	10,958.53	Total Taxes for Rate Computation	2.89 6,551,144.02
General Administration (other)	244,345.50	State and Local Fiscal Assistance Act Utilized	196,765.89	Special District Taxes	
JUDICIARY		Sale of Acquired Property	175.00	Bank Stock Taxes	14,065.30
Municipal Courts	39,636.00	Other Miscellaneous Revenues	184,798.96	Added and Omitted Taxes	54,673.36
PUBLIC SAFETY		Total	7,493,427.29	Total Taxes Levied - ABSTRACT	6,534,182.68
Fire Protection	79,314.00	Prior Years Surplus Appropriated	325,000.00	Total Taxes Billed	6,539,244.73
Police Protection	591,236.39	REVENUES TOTAL	7,818,427.29	1975 TAXES COLLECTED	6,267,547.82
Civil Defense & Disaster Control	10,245.00	Reserve For Uncollected Taxes	311,013.26	1975 Taxes Cancelled, Abated or Adjusted	31,534.07
Environmental Inspection & Control	17,826.00	CAPITAL OUTLAY TOTAL	353,493.02	Transfer to Tax Title Liens or Foreclosed	58,674.38
Other Public Safety				Balance Outstanding Dec. 31, 1975	181,488.46
PUBLIC WORKS				PRIOR YEARS TAXES OUTSTANDING	
Streets and Drainage	366,997.00	Public Enterprises	239,844.04	Balance January 1, 1975	180,669.35
Sewers and Sewage Processing	3,500.00	Recreation—Culture	16,880.22	Collected in 1975	160,637.70
Garbage and Trash Disposal		Public Works	8,764.13	Cancelled, Abated or Adjusted 1975	341.54
Public Buildings and Grounds	27,655.00	Buildings and Grounds	88,004.63	Transfers to Tax Title Liens or Foreclosed	12,774.21
Other Public Works		Library and Education		Balance December 31, 1975	6,915.90
HEALTH and WELFARE		Conservation		TAX TITLE LIENS OUTSTANDING	
Health Services Except Environmental	61,138.00	All Other		Balance January 1, 1975	71,560.21
Welfare-Public Assistance	18,350.00	CAPITAL DEBT AUTHORIZED, DECEMBER 31, 1975		Transfer From Taxes	72,718.02
Hospitals, Clinics, First Aid	6,000.00	ISSUED AND UNISSUED GROSS DEBT NET DEBT		Redeemed in 1975	44,187.22
Animal, Insect, & Rodent Control	7,439.00	School 3,932,469		Cancelled, Abated or Adjusted (1975)	
Other Welfare Services		Self-Liquidating 1,777,726	1,063,726	Transfers to Foreclosed Property	
RECREATION and CONSERVATION		Other 864,439	864,439	Balance December 31, 1975	100,091.01
Beaches and Boardwalks	39,084.00	Total 6,574,634	1,928,165	PROPERTY ACQUIRED BY DEED OR	
Parks, Playgrounds, Shade Trees	3,150.00	ISSUED AND OUTSTANDING		FORECLOSURE	
Land Reclamation & Conservation	31,265.00	School 3,932,469.00		Balance January 1, 1975	79,075.00
Other Recreational Services		Self-Liquidating 1,162,726.00		Transfers From Taxes or Liens	
EDUCATION (excluding schools)		Other 794,000.00		Sale for Cash (1975)	175.00
Libraries	108,029.00	Total 5,889,195.00		Cancelled, Abated or Adjusted (1975)	
Other Educational Services	300.00	EQUALIZED VALUATION BASIS		Balance December 31, 1975	78,900.00
STATUTORY EXPENDITURES		FOR NET DEBT COMPUTATION	207,655,085.00	CURRENT FINANCES DECEMBER 31, 1975	
Pensions & F. I. C. A.	128,687.00	REAL PROPERTY VALUATIONS		ASSETS	
Employee Fringe Benefits	45,250.00	Code Class # of Parcels % VAL'N		Cash Dec. 31, 1975	890,505.26
Other Statutory Expenditures		1 Vacant Land 1235 6.88	9,337,300.00	Taxes Receivable	188,404.36
CETA And Other Public Employment Programs	10,958.53	2 Residential 4194 74.07	100,512,200.00	Tax Title Liens	100,091.01
MUNICIPAL FUNCTIONS TOTAL	2,058,354.42	3 Farm 40 .56	760,300.00	Foreclosed Property	78,900.00
CAPITAL IMPROVEMENTS *MEMO*		4a Commercial 181 10.99	14,915,800.00	Emergencies & Other Deferred Charges	57,390.00
DEBT SERVICE		4b Industrial 23 6.08	8,251,800.00	State and Federal Aid Receivable	59,457.64
Principal Payments	55,000.00	4c Apartments 3 1.42	1,924,400.00	Other Receivables	39,140.09
Interest Payments	48,073.00	Total 5676	135,701,800.00	Total	1,413,888.36
DEFERRED CHARGES	160,803.69	Land Area 12.70 Sq. Miles		LIABILITIES, RESERVES, AND SURPLUS	
SCHOOL, COUNTY, SPECIAL DISTRICT TAXES	5,259,878.43	Net Valuation Taxable-Municipal	138,025,390.00	Cash Liabilities	647,494.54
RESERVE FOR UNCOLLECTED TAXES	311,013.26	Net Valuation Taxable-County	248,349,868.00	Reserves for Receivables	406,535.46
EXPENDITURES TOTAL	7,893,122.80	State Equalized Valuation	225,765,527.00	Surplus Dec. 31, 1975	359,858.36
		State Equalization Ratio	60.78	Total	1,413,888.36

0802

Population 1970 24,275
 Population 1975 25,075
 S & P Rating A
 Moody Rating BAA-1

General Tax Rate Per \$100. 3.18
 State Equalized Tax Rate 2.74

DEPTFORD TOWNSHIP — GLOUCESTER CO.
 Form of Government:
 Council-Manager Plan E (OMCL50)
 Number of Members on Governing Body 7

PER CAPITA:
 Gross Debt 190.57
 Net Debt 65.42
 Debt Service 3.35
 Total Tax Levy 268.40
 Municipal Expenditures 117.20

PER CENT:
 Gross Debt 2.43
 Net Debt .84
 Tax Levy Collected 90.64
 Tax Levy Cancelled, Abated or Adjusted 1.83

EXPENDITURES		REVENUES-REALIZED		1975 PROPERTY TAX	
GENERAL GOVERNMENT				STATE EQUALIZED TAX RATE	
Governing Body & Public Boards	58,275.00	1975 Property Taxes Collected	6,115,560.57	Local District School Taxes	1.82
Municipal Clerk	37,050.00	1975 Payments in Lieu of Taxes		Regional & Consolidated School Tax	
Financial Administration	60,850.00	Delinquent Tax & Lien Collections	554,730.52	School Taxes in Municipal Budget	
Assessment of Taxes	55,271.00	Business Personalty Replacement Taxes	125,142.10	County Taxes	.53
Collection of Taxes	57,208.63	Taxes from Public Utilities	503,145.47	County Library Taxes	
Planning, Housing & Development	45,380.00	Other Miscellaneous Tax Revenues		Local Municipal Purpose Taxes	.32
Human Resources	8,050.00	State Aid Revenues	9,055.50	Veteran & Senior Citizen Taxes	.06
Elections	5,500.00	Federal Aid Revenues	117,231.08	Total Taxes for Rate Computation	2.73
General Administration (other)	112,625.00	State and Local Fiscal Assistance Act Utilized	294,203.50	Special District Taxes	
JUDICIARY		Sale of Acquired Property		Bank Stock Taxes	
Municipal Courts	49,450.00	Other Miscellaneous Revenues	369,408.01	Added and Omitted Taxes	
PUBLIC SAFETY		Total	8,088,476.75	Total Taxes Levied - ABSTRACT	
Fire Protection		Prior Years Surplus Appropriated	487,586.57	Total Taxes Billed	
Police Protection	561,730.52	REVENUES	8,576,063.32	1975 TAXES COLLECTED	
Civil Defense & Disaster Control	1,000.00	Reserve For Uncollected Taxes	544,273.68	1975 Taxes Cancelled, Abated or Adjusted	
Environmental Inspection & Control	58,870.00	CAPITAL OUTLAY	633,390.54	Transfer to Tax Title Liens or Foreclosed	
Other Public Safety		TOTAL		Balance Outstanding Dec. 31, 1975	
PUBLIC WORKS					
Streets and Drainage	321,589.50	Public Enterprises		PRIOR YEARS TAXES OUTSTANDING	
Sewers and Sewage Processing		Recreation—Culture		Balance January 1, 1975	
Garbage and Trash Disposal	206,160.80	Public Works	364,089.18	Collected in 1975	
Public Buildings and Grounds	41,535.00	Buildings and Grounds	269,301.36	Cancelled, Abated or Adjusted 1975	
Other Public Works	50,500.00	Library and Education		Transfers to Tax Title Liens or Foreclosed	
HEALTH and WELFARE		Conservation		Balance December 31, 1975	
Health Services Except Environmental	41,584.00	All Other		TAX TITLE LIENS OUTSTANDING	
Welfare-Public Assistance	40,750.00			Balance January 1, 1975	
Hospitals, Clinics, First Aid				Transfer From Taxes	
Animal, Insect, & Rodent Control	9,700.00			Redeemed in 1975	
Other Welfare Services				Cancelled, Abated or Adjusted (1975)	
RECREATION and CONSERVATION				Transfers to Foreclosed Property	
Beaches and Boardwalks				Balance December 31, 1975	
Parks, Playgrounds, Shade Trees	35,000.00			PROPERTY ACQUIRED BY DEED OR	
Land Reclamation & Conservation	2,000.00			FORECLOSURE	
Other Recreational Services	13,000.00			Balance January 1, 1975	
EDUCATION (excluding schools)				Transfers From Taxes or Liens	
Libraries	65,500.00			Sale for Cash (1975)	
Other Educational Services				Cancelled, Abated or Adjusted (1975)	
STATUTORY EXPENDITURES				Balance December 31, 1975	
Pensions & F. I. C. A.	109,000.00			CURRENT FINANCES DECEMBER 31, 1975	
Employee Fringe Benefits	65,000.00			ASSETS	
Other Statutory Expenditures				Cash Dec. 31, 1975	
CETA And Other Public Employment Programs	152,907.77			Taxes Receivable	
MUNICIPAL FUNCTIONS	2,265,487.22			Tax Title Liens	
CAPITAL IMPROVEMENTS	50,000.00			Foreclosed Property	
DEBT SERVICE				Emergencies & Other Deferred Charges	
Principal Payments	28,000.00			State and Federal Aid Receivable	
Interest Payments	55,971.35			Other Receivables	
DEFERRED CHARGES	44,992.11			Total	
SCHOOL, COUNTY, SPECIAL DISTRICT TAXES	5,552,955.31			LIABILITIES, RESERVES, AND SURPLUS	
RESERVE FOR UNCOLLECTED TAXES	544,273.68			Cash Liabilities	
EXPENDITURES	8,491,679.67			Reserves for Receivables	
				Surplus Dec. 31, 1975	
				Total	

1409

Population 1970 **15,090**
 Population 1975 **15,585**
 S & P Rating **BBB**
 Moody Rating **BAA-1**

General Tax Rate Per \$100. **6.58**
 State Equalized Tax Rate **3.23**

DOVER TOWN — MORRIS CO.

Form of Government:

Town Council

Number of Members on Governing Body 9

PER CAPITA:

Gross Debt **386.12**
 Net Debt **94.90**
 Debt Service **12.13**
 Total Tax Levy **353.60**
 Municipal Expenditures **191.47**

PER CENT:

Gross Debt **4.13**
 Net Debt **1.02**
 Tax Levy Collected **95.95**
 Tax Levy Cancelled, Abated or Adjusted **1.14**

EXPENDITURES		REVENUES-REALIZED		1975 PROPERTY TAX	
GENERAL GOVERNMENT				STATE EQUALIZED TAX RATE 1.96	
Governing Body & Public Boards		1975 Property Taxes Collected	5,294,885.05	Local District School Taxes	3,179,499.00
Municipal Clerk		1975 Payments in Lieu of Taxes		Regional & Consolidated School Tax	
Financial Administration	65,140.00	Delinquent Tax & Lien Collections	338,285.46	School Taxes in Municipal Budget	
Assessment of Taxes	13,750.00	Business Personalty Replacement Taxes	242,569.32	County Taxes	.43 728,259.54
Collection of Taxes	11,400.00	Taxes from Public Utilities	239,916.08	County Library Taxes	
Planning, Housing & Development	23,725.00	Other Miscellaneous Tax Revenues		Local Municipal Purpose Taxes	.90 1,544,983.73
Human Resources	500.00	State Aid Revenues	38,034.13	Veteran & Senior Citizen Taxes	.04 70,990.00
Elections	3,000.00	Federal Aid Revenues	36,323.30	Total Taxes for Rate Computation	3.23 5,523,732.27
General Administration (other)	346,030.29	State and Local Fiscal Assistance Act Utilized	189,327.00	Special District Taxes	
JUDICIARY		Sale of Acquired Property		Bank Stock Taxes	30,648.72
Municipal Courts	55,200.00	Other Miscellaneous Revenues	309,335.74	Added and Omitted Taxes	27,468.81
PUBLIC SAFETY		Total	6,688,676.08	Total Taxes Levied - ABSTRACT	5,510,859.80
Fire Protection	94,300.00	Prior Years Surplus Appropriated	250,000.00	Total Taxes Billed	5,518,499.40
Police Protection	562,152.00	REVENUES TOTAL	6,938,676.08	1975 TAXES COLLECTED	5,294,885.05
Civil Defense & Disaster Control	2,000.00	Reserve For Uncollected Taxes	375,674.05	1975 Taxes Cancelled, Abated or Adjusted	62,809.72
Environmental Inspection & Control	17,000.00	CAPITAL OUTLAY TOTAL	512,741.96	Transfer to Tax Title Liens or Foreclosed	15,945.98
Other Public Safety		Public Enterprises	294,056.61	Balance Outstanding Dec. 31, 1975	144,858.65
PUBLIC WORKS		Recreation—Culture		PRIOR YEARS TAXES OUTSTANDING	
Streets and Drainage	357,600.00	Public Works	218,685.35	Balance January 1, 1975	216,868.50
Sewers and Sewage Processing	80,000.00	Buildings and Grounds		Collected in 1975	189,665.66
Garbage and Trash Disposal	134,400.00	Library and Education		Cancelled, Abated or Adjusted 1975	
Public Buildings and Grounds	18,940.00	Conservation		Transfers to Tax Title Liens or Foreclosed	21,674.55
Other Public Works	14,000.00	All Other		Balance December 31, 1975	5,528.29
HEALTH and WELFARE		CAPITAL DEBT AUTHORIZED, DECEMBER 31, 1975		TAX TITLE LIENS OUTSTANDING	
Health Services Except Environmental	69,440.00	ISSUED AND UNISSUED		Balance January 1, 1975	172,922.07
Welfare-Public Assistance	15,340.00	School	2,628,000	Transfer From Taxes	41,207.21
Hospitals, Clinics, First Aid		Self-liquidating	1,981,000	Redeemed in 1975	148,619.80
Animal, Insect, & Rodent Control	3,200.00	Other	1,408,675	Cancelled, Abated or Adjusted (1975)	
Other Welfare Services		Total	6,017,675	Transfers to Foreclosed Property	
RECREATION and CONSERVATION		ISSUED AND OUTSTANDING		Balance December 31, 1975	65,509.48
Beaches and Boardwalks	89,900.00	School	2,628,000.00	PROPERTY ACQUIRED BY DEED OR	
Parks, Playgrounds, Shade Trees		Self-Liquidating	1,981,000.00	FORECLOSURE	
Land Reclamation & Conservation	2,000.00	Other	1,273,175.00	Balance January 1, 1975	32,010.00
Other Recreational Services		Total	5,882,175.00	Transfers From Taxes or Liens	
EDUCATION (excluding schools)		EQUALIZED VALUATION BASIS		Sale for Cash (1975)	
Libraries	85,550.00	FOR NET DEBT COMPUTATION	145,536,740.33	Cancelled, Abated or Adjusted (1975)	
Other Educational Services		REAL PROPERTY VALUATIONS		Balance December 31, 1975	32,010.00
STATUTORY EXPENDITURES		Code Class # of Parcels % VAL'N		CURRENT FINANCES DECEMBER 31, 1975	
Pensions & F. I. C. A.	136,913.09	1 Vacant Land 359 2.13	1,718,490.00	ASSETS	
Employee Fringe Benefits	56,000.00	2 Residential 3046 63.50	51,185,874.00	Cash Dec. 31, 1975	468,093.98
Other Statutory Expenditures		3 Farm		Taxes Receivable	150,386.94
CETA And Other Public Employment Programs	35,744.09	4a Commercial 350 21.57	17,383,175.00	Tax Title Liens	65,509.48
MUNICIPAL FUNCTIONS TOTAL	2,293,224.47	4b Industrial 34 7.38	5,947,200.00	Foreclosed Property	32,010.00
CAPITAL IMPROVEMENTS *MEMO*	20,000.00	4c Apartments 16 5.42	4,372,600.00	Emergencies & Other Deferred Charges	190,856.79
DEBT SERVICE		Total 3805	80,607,339.00	State and Federal Aid Receivable	33,119.17
Principal Payments	104,800.00	Land Area 2.51 Sq. Miles		Other Receivables	477,145.09
Interest Payments	84,187.50	Net Valuation Taxable-Municipal	84,045,834.00	Total	1,417,121.45
DEFERRED CHARGES	126,140.34	Net Valuation Taxable-County	176,648,571.00	LIABILITIES, RESERVES, AND SURPLUS	
SCHOOL, COUNTY, SPECIAL DISTRICT TAXES	3,907,758.54	State Equalized Valuation	167,746,904.00	Cash Liabilities	556,878.86
RESERVE FOR UNCOLLECTED TAXES	375,674.05	State Equalization Ratio	49.10	Reserves for Receivables	725,051.51
EXPENDITURES TOTAL	6,891,784.90			Surplus Dec. 31, 1975	135,191.08

1507

Population 1970 44,185
 Population 1975 50,435
 S & P Rating A
 Moody Rating A

General Tax Rate Per \$100. 4.14
 State Equalized Tax Rate 2.63

DOVER TOWNSHIP — OCEAN CO.

Form of Government:
 Township Committee
 Number of Members on Governing Body 5

PER CAPITA: 718.68
 Gross Debt 303.90
 Net Debt 12.50
 Debt Service 537.45
 Total Tax Levy 235.48
 Municipal Expenditures

PER CENT: 4.12
 Gross Debt 1.74
 Net Debt 92.97
 Tax Levy Collected
 Tax Levy Cancelled, Abated or Adjusted 2.20

EXPENDITURES		REVENUES-REALIZED		1975 PROPERTY TAX	
GENERAL GOVERNMENT				STATE EQUALIZED TAX RATE →	
Governing Body & Public Boards	49,300.00	1975 Property Taxes Collected	25,234,129.77	Local District School Taxes	
Municipal Clerk	79,500.00	1975 Payments in Lieu of Taxes		Regional & Consolidated School Tax 1.87	18,819,285.04
Financial Administration	63,000.00	Delinquent Tax & Lien Collections	1,621,337.03	School Taxes in Municipal Budget	
Assessment of Taxes	156,200.00	Business Personalty Replacement Taxes	533,848.10	County Taxes .43	4,297,722.15
Collection of Taxes	103,500.00	Taxes from Public Utilities	1,697,096.66	County Library Taxes	
Planning, Housing & Development	177,797.80	Other Miscellaneous Tax Revenues	1,440.72	Local Municipal Purpose Taxes .29	2,920,951.00
Human Resources	13,000.00	State Aid Revenues	23,199.16	Veteran & Senior Citizen Taxes .04	419,530.00
Elections	6,000.00	Federal Aid Revenues	141,253.88	Total Taxes for Rate Computation 2.63	26,457,488.19
General Administration (other)	884,198.50	State and Local Fiscal Assistance Act Utilized	668,422.50	Special District Taxes	488,800.00
JUDICIARY		Sale of Acquired Property	63,010.00	Bank Stock Taxes	61,016.67
Municipal Courts	108,800.00	Other Miscellaneous Revenues	2,998,469.89	Added and Omitted Taxes	518,649.59
PUBLIC SAFETY		Total	32,982,207.71	Total Taxes Levied - ABSTRACT	27,106,424.45
Fire Protection	123,531.57	Prior Years Surplus Appropriated	2,040,000.00	Total Taxes Billed	27,142,019.25
Police Protection	2,680,150.00	REVENUES TOTAL	35,022,207.71	1975 TAXES COLLECTED	25,234,129.77
Civil Defense & Disaster Control	14,000.00	Reserve For Uncollected Taxes	2,093,669.00	1975 Taxes Cancelled, Abated or Adjusted	53,312.46
Environmental Inspection & Control	248,498.00	CAPITAL OUTLAY TOTAL	2,890,865.40	Transfer to Tax Title Liens or Foreclosed	317,546.87
Other Public Safety				Balance Outstanding Dec. 31, 1975	1,537,030.15
PUBLIC WORKS				PRIOR YEARS TAXES OUTSTANDING	
Streets and Drainage	1,350,100.00	Public Enterprises		Balance January 1, 1975	1,404,996.00
Sewers and Sewage Processing		Recreation—Culture	823,145.14	Collected in 1975	1,307,704.26
Garbage and Trash Disposal	605,000.00	Public Works	1,184,866.36	Cancelled, Abated or Adjusted 1975	9,666.84
Public Buildings and Grounds	229,075.00	Buildings and Grounds	882,853.90	Transfers to Tax Title Liens or Foreclosed	82,539.26
Other Public Works		Library and Education		Balance December 31, 1975	5,085.64
HEALTH and WELFARE		Conservation		TAX TITLE LIENS OUTSTANDING	
Health Services Except Environmental	57,500.00	All Other		Balance January 1, 1975	447,338.48
Welfare-Public Assistance	28,702.20	CAPITAL DEBT AUTHORIZED, DECEMBER 31, 1975		Transfer From Taxes	412,435.83
Hospitals, Clinics, First Aid	40,000.00	ISSUED AND UNISSUED GROSS DEBT		Redeemed in 1975	337,377.77
Animal, Insect, & Rodent Control	13,500.00	School 18,426,308		Cancelled, Abated or Adjusted (1975)	
Other Welfare Services		Self-liquidating		Transfers to Foreclosed Property	
RECREATION and CONSERVATION		Other 17,820,350	15,327,350	Balance December 31, 1975	522,396.54
Beaches and Boardwalks	141,000.00	Total 36,246,658	15,327,350	PROPERTY ACQUIRED BY DEED OR	
Parks, Playgrounds, Shade Trees	322,000.40			FORECLOSURE	
Land Reclamation & Conservation	25,950.00	ISSUED AND OUTSTANDING		Balance January 1, 1975	788,022.60
Other Recreational Services	398,600.00	School 18,068,880.00		Transfers From Taxes or Liens	
EDUCATION (excluding schools)		Self-Liquidating		Sale for Cash (1975)	63,010.00
Libraries	63,500.60	Other 10,191,000.00		Cancelled, Abated or Adjusted (1975)	
Other Educational Services	18,075.00	Total 28,259,880.00		Balance December 31, 1975	725,012.60
STATUTORY EXPENDITURES		EQUALIZED VALUATION BASIS		CURRENT FINANCES DECEMBER 31, 1975	
Pensions & F. I. C. A.	535,065.00	FOR NET DEBT COMPUTATION	880,427,161.00	ASSETS	
Employee Fringe Benefits	222,000.00	REAL PROPERTY VALUATIONS		Cash Dec. 31, 1975	8,707,907.02
Other Statutory Expenditures		Code Class # of Parcels % VAL'N	ASSESSED VALUATION	Taxes Receivable	1,542,115.79
CETA And Other Public Employment Programs	174,118.00	1 Vacant Land 6951 5.84	36,901,200.00	Tax Title Liens	522,396.54
MUNICIPAL FUNCTIONS TOTAL	8,931,662.07	2 Residential 23714 74.77	472,421,500.00	Foreclosed Property	725,012.60
CAPITAL IMPROVEMENTS *MEMO*	279,859.00	3 Farm 235 1.02	6,485,100.00	Emergencies & Other Deferred Charges	136,198.02
DEBT SERVICE		4a Commercial 727 12.41	78,393,700.00	State and Federal Aid Receivable	44,413.97
Principal Payments	257,000.00	4b Industrial 7 3.23	20,423,900.00	Other Receivables	199,649.50
Interest Payments	373,341.00	4c Apartments 68 2.72	17,167,400.00	Total	11,877,693.44
DEFERRED CHARGES	220,944.66	Total 31702	631,792,800.00	LIABILITIES, RESERVES, AND SURPLUS	
SCHOOL, COUNTY, SPECIAL DISTRICT TAXES	23,605,807.19	Land Area 41.62 Sq. Miles		Cash Liabilities	5,031,904.04
RESERVE FOR UNCOLLECTED TAXES	2,093,669.00	Net Valuation Taxable-Municipal	639,505,679.00	Reserves for Receivables	2,989,174.43
EXPENDITURES TOTAL	35,482,423.92	Net Valuation Taxable-County	960,622,179.00	Surplus Dec. 31, 1975	3,856,614.97
		State Equalized Valuation	1,002,198,388.00	Total	11,877,693.44
		State Equalization Ratio	63.53		

0604

Population 1970 **1,790**
 Population 1975 **1,805**
 S & P Rating
 Moody Rating

General Tax Rate Per \$100. **5.65**
 State Equalized Tax Rate **2.82**

DOWNE TOWNSHIP — CUMBERLAND CO.
 Form of Government:
 Township Committee
 Number of Members on Governing Body 3

PER CAPITA:
 Gross Debt **205.54**
 Net Debt **38.77**
 Debt Service
 Total Tax Levy **231.05**
 Municipal Expenditures **145.81**

PER CENT:
 Gross Debt **3.08**
 Net Debt **.58**
 Tax Levy Collected **88.84**
 Tax Levy Cancelled, Abated
 or Adjusted

EXPENDITURES		REVENUES-REALIZED		1975 PROPERTY TAX	
GENERAL GOVERNMENT				STATE EQUALIZED TAX RATE 2.82	
Governing Body & Public Boards		1975 Property Taxes Collected	356,548.38	Local District School Taxes 1.67	240,016.50
Municipal Clerk		1975 Payments in Lieu of Taxes		Regional & Consolidated School Tax	
Financial Administration	5,075.00	Delinquent Tax & Lien Collections	59,639.59	School Taxes in Municipal Budget	
Assessment of Taxes	7,700.00	Business Personalty Replacement Taxes	23,558.25	County Taxes 1.04	150,531.11
Collection of Taxes	8,500.00	Taxes from Public Utilities	77,899.86	County Library Taxes	
Planning, Housing & Development	1,675.00	Other Miscellaneous Tax Revenues		Local Municipal Purpose Taxes	
Human Resources		State Aid Revenues	5,228.00	Veteran & Senior Citizen Taxes .11	16,090.00
Elections	1,425.00	Federal Aid Revenues		Total Taxes for Rate Computation 2.82	406,637.61
General Administration (other)	26,300.00	State and Local Fiscal Assistance Act Utilized	61,087.00	Special District Taxes	26,501.25
JUDICIARY		Sale of Acquired Property		Bank Stock Taxes	
Municipal Courts	6,500.00	Other Miscellaneous Revenues	30,732.60	Added and Omitted Taxes	
PUBLIC SAFETY		Total	614,693.68	Total Taxes Levied - ABSTRACT	417,048.86
Fire Protection		Prior Years Surplus Appropriated	75,000.00	Total Taxes Billed	401,324.96
Police Protection	9,300.00	REVENUES TOTAL	689,693.68	1975 TAXES COLLECTED	356,548.38
Civil Defense & Disaster Control	2,225.00	Reserve For Uncollected Taxes	65,250.00	1975 Taxes Cancelled, Abated or Adjusted	
Environmental Inspection & Control	2,500.00			Transfer to Tax Title Liens or Foreclosed	
Other Public Safety		CAPITAL OUTLAY TOTAL		Balance Outstanding Dec. 31, 1975	44,776.58
PUBLIC WORKS				PRIOR YEARS TAXES OUTSTANDING	
Streets and Drainage	54,617.77	Public Enterprises		Balance January 1, 1975	52,084.63
Sewers and Sewage Processing		Recreation—Culture		Collected in 1975	45,836.30
Garbage and Trash Disposal	6,420.00	Public Works		Cancelled, Abated or Adjusted 1975	
Public Buildings and Grounds	55,487.00	Buildings and Grounds		Transfers to Tax Title Liens or Foreclosed	
Other Public Works		Library and Education		Balance December 31, 1975	6,248.33
HEALTH and WELFARE		Conservation		TAX TITLE LIENS OUTSTANDING	
Health Services Except Environmental	1,750.00	All Other		Balance January 1, 1975	28,017.96
Welfare-Public Assistance	1,570.00	CAPITAL DEBT AUTHORIZED, DECEMBER 31, 1975		Transfer From Taxes	
Hospitals, Clinics, First Aid	1,250.00	ISSUED AND UNISSUED GROSS DEBT NET DEBT		Redeemed in 1975	13,803.29
Animal, Insect, & Rodent Control	1,550.00	School 371,000	69,974	Cancelled, Abated or Adjusted (1975)	
Other Welfare Services		Self-liquidating		Transfers to Foreclosed Property	
RECREATION and CONSERVATION		Other		Balance December 31, 1975	14,214.67
Beaches and Boardwalks		Total 371,000	69,974	PROPERTY ACQUIRED BY DEED OR	
Parks, Playgrounds, Shade Trees				FORECLOSURE	
Land Reclamation & Conservation		ISSUED AND OUTSTANDING		Balance January 1, 1975	1,200.00
Other Recreational Services	600.00	School	371,000.00	Transfers From Taxes or Liens	
EDUCATION (excluding schools)		Self-Liquidating		Sale for Cash (1975)	
Libraries		Other		Cancelled, Abated or Adjusted (1975)	
Other Educational Services		Total	371,000.00	Balance December 31, 1975	1,200.00
STATUTORY EXPENDITURES		EQUALIZED VALUATION BASIS		CURRENT FINANCES DECEMBER 31, 1975	
Pensions & F. I. C. A.	3,500.00	FOR NET DEBT COMPUTATION	12,041,044.00	ASSETS	
Employee Fringe Benefits		REAL PROPERTY VALUATIONS		Cash Dec. 31, 1975	346,794.55
Other Statutory Expenditures		Code Class # of Parcels % VAL'N	ASSESSED VALUATION	Taxes Receivable	51,024.91
CETA And Other Public Employment Programs		1 Vacant Land 1146 20.01	1,389,700.00	Tax Title Liens	14,214.67
MUNICIPAL FUNCTIONS TOTAL	197,944.77	2 Residential 890 54.25	3,767,800.00	Foreclosed Property	1,200.00
CAPITAL IMPROVEMENTS *MEMO*	7,000.00	3 Farm 118 7.17	497,680.00	Emergencies & Other Deferred Charges	30,971.00
DEBT SERVICE		4a Commercial 62 4.92	341,800.00	State and Federal Aid Receivable	28,212.20
Principal Payments		4b Industrial 3 13.65	947,900.00	Other Receivables	10,475.52
Interest Payments		4c Apartments		Total	482,892.85
DEFERRED CHARGES		Total 2219	6,944,880.00	LIABILITIES, RESERVES, AND SURPLUS	
SCHOOL, COUNTY, SPECIAL DISTRICT TAXES	417,048.86	Land Area 54.35 Sq. Miles	7,196,724.00	Cash Liabilities	194,784.16
RESERVE FOR UNCOLLECTED TAXES	65,250.00	Net Valuation Taxable-Municipal	13,565,636.00	Reserves for Receivables	76,915.10
EXPENDITURES TOTAL	680,243.63	Net Valuation Taxable-County	14,155,925.00	Surplus, Dec. 31, 1975	211,193.59
		State Equalized Valuation	49.95	Total	482,892.85
		State Equalization Ratio			

0210

Population 1970 **20,170**
 Population 1975 **20,420**
 S & P Rating
 Moody Rating **BAA**

General Tax Rate Per \$100. **5.25**
 State Equalized Tax Rate **3.38**

DUMONT BOROUGH — BERGEN CO.

Form of Government:

Borough Council

Number of Members on Governing Body 6

PER CAPITA:

Gross Debt **183.55**
 Net Debt **115.43**
 Debt Service **5.46**
 Total Tax Levy **397.38**
 Municipal Expenditures **133.67**

PER CENT:

Gross Debt **1.69**
 Net Debt **1.06**
 Tax Levy Collected **98.11**
 Tax Levy Cancelled, Abated or Adjusted **.03**

EXPENDITURES		REVENUES-REALIZED		1975 PROPERTY TAX	
GENERAL GOVERNMENT				STATE EQUALIZED TAX RATE 2.33	
Governing Body & Public Boards		1975 Property Taxes Collected	7,970,831.18	Local District School Taxes	5,656,978.25
Municipal Clerk		1975 Payments in Lieu of Taxes		Regional & Consolidated School Tax	
Financial Administration	11,850.00	Delinquent Tax & Lien Collections	143,444.28	School Taxes in Municipal Budget	
Assessment of Taxes	15,315.00	Business Personalty Replacement Taxes	51,083.00	County Taxes	897,218.27
Collection of Taxes	36,850.00	Taxes from Public Utilities	362,645.62	County Library Taxes	
Planning, Housing & Development	750.00	Other Miscellaneous Tax Revenues		Local Municipal Purpose Taxes	1,544,361.54
Human Resources		State Aid Revenues	8,809.00	Veteran & Senior Citizen Taxes	133,410.00
Elections		Federal Aid Revenues	9,116.00	Total Taxes for Rate Computation	8,231,968.06
General Administration (other)	143,315.00	State and Local Fiscal Assistance Act Utilized	163,717.23	Special District Taxes	
JUDICIARY		Sale of Acquired Property		Bank Stock Taxes	6,045.62
Municipal Courts	12,977.20	Other Miscellaneous Revenues	109,616.87	Added and Omitted Taxes	9,844.65
PUBLIC SAFETY		Total	8,819,263.18	Total Taxes Levied - ABSTRACT	8,114,448.33
Fire Protection	96,769.00	Prior Years Surplus Appropriated	384,000.00	Total Taxes Billed	8,123,997.28
Police Protection	694,821.00	REVENUES TOTAL	9,203,263.18	1975 TAXES COLLECTED	7,970,831.18
Civil Defense & Disaster Control	200.00	Reserve For Uncollected Taxes	231,347.40	1975 Taxes Cancelled, Abated or Adjusted	2,479.50
Environmental Inspection & Control	15,849.95	CAPITAL OUTLAY TOTAL	119,917.93	Transfer to Tax Title Liens or Foreclosed	13,748.13
Other Public Safety	11,825.00	Public Enterprises		Balance Outstanding Dec. 31, 1975	136,938.47
PUBLIC WORKS		Recreation—Culture		PRIOR YEARS TAXES OUTSTANDING	
Streets and Drainage	347,327.00	Public Works	112,365.44	Balance January 1, 1975	141,695.03
Sewers and Sewage Processing	251,269.13	Buildings and Grounds	7,552.49	Collected in 1975	137,848.42
Garbage and Trash Disposal	263,780.00	Library and Education		Cancelled, Abated or Adjusted 1975	320.00
Public Buildings and Grounds	45,900.00	Conservation		Transfers to Tax Title Liens or Foreclosed	
Other Public Works	901.23	All Other		Balance December 31, 1975	3,526.61
HEALTH and WELFARE		CAPITAL DEBT AUTHORIZED, DECEMBER 31, 1975		TAX TITLE LIENS OUTSTANDING	
Health Services Except Environmental	37,150.22	ISSUED AND UNISSUED		Balance January 1, 1975	12,730.80
Welfare-Public Assistance	3,475.00	School	1,391,000	Transfer From Taxes	14,567.64
Hospitals, Clinics, First Aid		Self-liquidating		Redeemed in 1975	5,595.86
Animal, Insect, & Rodent Control		Other	2,357,165	Cancelled, Abated or Adjusted (1975)	1,523.00
Other Welfare Services		Total	3,748,165	Transfers to Foreclosed Property	
RECREATION and CONSERVATION		ISSUED AND OUTSTANDING		Balance December 31, 1975	20,179.58
Beaches and Boardwalks		School	1,391,000.00	PROPERTY ACQUIRED BY DEED OR FORECLOSURE	
Parks, Playgrounds, Shade Trees	18,609.00	Self-Liquidating		Balance January 1, 1975	47,526.00
Land Reclamation & Conservation		Other	1,188,457.00	Transfers From Taxes or Liens	
Other Recreational Services	61,974.56	Total	2,579,457.00	Sale for Cash (1975)	
EDUCATION (excluding schools)		EQUALIZED VALUATION BASIS		Cancelled, Abated or Adjusted (1975)	
Libraries	92,697.00	FOR NET DEBT COMPUTATION	221,617,732.33	Balance December 31, 1975	47,526.00
Other Educational Services	9,116.00	REAL PROPERTY VALUATIONS		CURRENT FINANCES DECEMBER 31, 1975	
STATUTORY EXPENDITURES		Code Class # of Parcels % VAL'N		ASSETS	
Pensions & F. I. C. A.	136,637.72	1 Vacant Land 148 .69	1,059,500.00	Cash Dec. 31, 1975	478,344.99
Employee Fringe Benefits	46,000.00	2 Residential 4827 88.71	136,296,200.00	Taxes Receivable	140,465.08
Other Statutory Expenditures		3 Farm 2 .05	76,600.00	Tax Title Liens	20,179.58
CETA And Other Public Employment Programs		4a Commercial 121 4.92	7,564,600.00	Foreclosed Property	47,526.00
MUNICIPAL FUNCTIONS TOTAL	2,355,359.01	4b Industrial 12 .41	630,500.00	Emergencies & Other Deferred Charges	26,707.50
CAPITAL IMPROVEMENTS *M. EMO *	35,000.00	4c Apartments 26 5.21	8,009,100.00	State and Federal Aid Receivable	2,083.50
DEBT SERVICE		Total 5136	153,636,500.00	Other Receivables	122,138.98
Principal Payments	61,998.00	Land Area 1.80 Sq. Miles		Total	837,445.63
Interest Payments	49,405.91	Net Valuation Taxable-Municipal	156,981,276.00	LIABILITIES, RESERVES, AND SURPLUS	
DEFERRED CHARGES	31,514.89	Net Valuation Taxable-County	230,248,525.00	Cash Liabilities	120,142.02
SCHOOL, COUNTY, SPECIAL DISTRICT TAXES	6,554,196.52	State Equalized Valuation	241,357,629.00	Reserves for Receivables	330,309.64
RESERVE FOR UNCOLLECTED TAXES	231,347.40	State Equalization Ratio	64.55	Surplus Dec. 31, 1975	386,993.97
EXPENDITURES TOTAL	9,283,821.73			Total	837,445.63

1203

Population 1970 **7,075**
 Population 1975 **7,185**
 S & P Rating
 Moody Rating

General Tax Rate Per \$100. **4.72**
 State Equalized Tax Rate **3.48**

DUNELLEN BOROUGH — MIDDLESEX CO.
 Form of Government:
 Borough Council
 Number of Members on Governing Body 6

PER CAPITA:
 Gross Debt **109.53**
 Net Debt **28.39**
 Debt Service **5.42**
 Total Tax Levy **400.90**
 Municipal Expenditures **149.00**

PER CENT:
 Gross Debt **1.03**
 Net Debt **.27**
 Tax Levy Collected **95.42**
 Tax Levy Cancelled, Abated or Adjusted

EXPENDITURES		REVENUES-REALIZED		1975 PROPERTY TAX	
GENERAL GOVERNMENT				STATE EQUALIZED TAX RATE \rightarrow 3.48	
Governing Body & Public Boards		1975 Property Taxes Collected	2,750,304.12	Local District School Taxes	2.41
Municipal Clerk		1975 Payments in Lieu of Taxes	8,533.34	Regional & Consolidated School Tax	
Financial Administration	6,700.00	Delinquent Tax & Lien Collections	89,507.70	School Taxes in Municipal Budget	
Assessment of Taxes	36,600.00	Business Personalty Replacement Taxes	194,376.02	County Taxes	.61
Collection of Taxes	17,823.00	Taxes from Public Utilities	141,384.91	County Library Taxes	
Planning, Housing & Development	1,100.00	Other Miscellaneous Tax Revenues		Local Municipal Purpose Taxes	.40
Human Resources	1,000.00	State Aid Revenues	18,912.05	Veteran & Senior Citizen Taxes	.06
Elections	1,380.00	Federal Aid Revenues		Total Taxes for Rate Computation	3.48
General Administration (other)	67,332.00	State and Local Fiscal Assistance Act Utilized	68,425.00	Special District Taxes	
JUDICIARY		Sale of Acquired Property	35,100.00	Bank Stock Taxes	
Municipal Courts	15,320.00	Other Miscellaneous Revenues	93,595.63	Added and Omitted Taxes	
PUBLIC SAFETY		Total	3,400,138.77	Total Taxes Levied - ABSTRACT	
Fire Protection	43,375.00	Prior Years Surplus Appropriated	47,000.00	Total Taxes Billed	
Police Protection	324,573.00	REVENUES	3,447,138.77	1975 TAXES COLLECTED	
Civil Defense & Disaster Control	300.00	Reserve For Uncollected Taxes	136,880.00	1975 Taxes Cancelled, Abated or Adjusted	
Environmental Inspection & Control	2,500.00	CAPITAL OUTLAY	23,095.70	Transfer to Tax Title Liens or Foreclosed	
Other Public Safety		Total		Balance Outstanding Dec. 31, 1975	
PUBLIC WORKS					
Streets and Drainage	127,020.00	Public Enterprises		PRIOR YEARS TAXES OUTSTANDING	
Sewers and Sewage Processing	39,125.00	Recreation—Culture		Balance January 1, 1975	
Garbage and Trash Disposal	11,300.00	Public Works	11,382.38	Collected in 1975	
Public Buildings and Grounds	36,996.00	Buildings and Grounds		Cancelled, Abated or Adjusted 1975	
Other Public Works	1,700.00	Library and Education	11,713.32	Transfers to Tax Title Liens or Foreclosed	
HEALTH and WELFARE		Conservation		Balance December 31, 1975	
Health Services Except Environmental	7,650.00	All Other		TAX TITLE LIENS OUTSTANDING	
Welfare-Public Assistance	3,870.00	CAPITAL DEBT AUTHORIZED, DECEMBER 31, 1975		Balance January 1, 1975	
Hospitals, Clinics, First Aid	500.00	ISSUED AND UNISSUED		Transfer From Taxes	
Animal, Insect, & Rodent Control		GROSS DEBT		Redeemed in 1975	
Other Welfare Services		School	583,000	Cancelled, Abated or Adjusted (1975)	
RECREATION and CONSERVATION		Self-liquidating		Transfers to Foreclosed Property	
Beaches and Boardwalks		Other	204,000	Balance December 31, 1975	
Parks, Playgrounds, Shade Trees	4,100.00	Total	787,000	PROPERTY ACQUIRED BY DEED OR	
Land Reclamation & Conservation	14,000.00	ISSUED AND OUTSTANDING		FORECLOSURE	
Other Recreational Services	28,586.00	School		Balance January 1, 1975	
EDUCATION (excluding schools)		Self-Liquidating		Transfers From Taxes or Liens	
Libraries	28,000.00	Other		Sale for Cash (1975)	
Other Educational Services		Total	187,000.00	Cancelled, Abated or Adjusted (1975)	
STATUTORY EXPENDITURES		EQUALIZED VALUATION BASIS		Balance December 31, 1975	
Pensions & F. I. C. A.	51,960.00	FOR NET DEBT COMPUTATION	76,089,200.33	CURRENT FINANCES DECEMBER 31, 1975	
Employee Fringe Benefits	13,400.00	REAL PROPERTY VALUATIONS		ASSETS	
Other Statutory Expenditures		Code Class # of Parcels % VAL'N		Cash Dec. 31, 1975	
CETA And Other Public Employment Programs		1 Vacant Land 64 .73	437,300.00	Taxes Receivable	
MUNICIPAL FUNCTIONS		2 Residential 1765 79.67	47,648,600.00	Tax Title Liens	
CAPITAL IMPROVEMENTS	# MEMO#	3 Farm		Foreclosed Property	
DEBT SERVICE		4a Commercial 97 11.25	6,728,100.00	Emergencies & Other Deferred Charges	
Principal Payments	20,000.00	4b Industrial 7 7.26	4,341,300.00	State and Federal Aid Receivable	
Interest Payments	18,930.00	4c Apartments 3 1.09	654,900.00	Other Receivables	
		Total 1936	59,810,200.00	Total	
DEFERRED CHARGES	8,566.00	Land Area 1.04 Sq. Miles		LIABILITIES, RESERVES, AND SURPLUS	
SCHOOL, COUNTY, SPECIAL DISTRICT TAXES	2,531,278.47	Net Valuation Taxable-Municipal	61,789,500.00	Cash Liabilities	
RESERVE FOR UNCOLLECTED TAXES	136,880.00	Net Valuation Taxable-County	95,411,434.00	Reserves for Receivables	
EXPENDITURES	3,601,864.47	State Equalized Valuation	83,169,556.00	Surplus Dec. 31, 1975	
		State Equalization Ratio	73.75	Total	

1508

Population 1970
Population 1975
S & P Rating
Moody Rating

830
870

General Tax Rate Per \$100.
2.05
State Equalized Tax Rate
1.85

EAGLESWOOD TOWNSHIP — OCEAN CO.

Form of Government:

Township Committee

Number of Members on Governing Body 3

PER CAPITA:

Gross Debt

Net Debt

Debt Service

Total Tax Levy

Municipal Expenditures

197.72

367.60

178.53

PER CENT:

Gross Debt

Net Debt

Tax Levy Collected

Tax Levy Cancelled, Abated

or Adjusted

1.23

73.49

3.75

EXPENDITURES		REVENUES-REALIZED		1975 PROPERTY TAX	
GENERAL GOVERNMENT				STATE EQUALIZED TAX RATE	
Governing Body & Public Boards		1975 Property Taxes Collected	235,027.51	Local District School Taxes	1.40
Municipal Clerk		1975 Payments in Lieu of Taxes		Regional & Consolidated School Tax	
Financial Administration	2,500.00	Delinquent Tax & Lien Collections	39,933.79	School Taxes in Municipal Budget	
Assessment of Taxes		Business Personalty Replacement Taxes	3,374.12	County Taxes	.34
Collection of Taxes	10,650.00	Taxes from Public Utilities	47,166.40	County Library Taxes	.02
Planning, Housing & Development	3,800.00	Other Miscellaneous Tax Revenues		Local Municipal Purpose Taxes	.05
Human Resources		State Aid Revenues	867.00	Veteran & Senior Citizen Taxes	.05
Elections		Federal Aid Revenues		Total Taxes for Rate Computation	1.86
General Administration (other)	21,900.00	State and Local Fiscal Assistance Act Utilized	23,221.00	Special District Taxes	
JUDICIARY		Sale of Acquired Property		Bank Stock Taxes	672.69
Municipal Courts		Other Miscellaneous Revenues	12,348.15	Added and Omitted Taxes	2,744.44
PUBLIC SAFETY		Total	361,937.97	Total Taxes Levied - ABSTRACT	319,815.49
Fire Protection	3,500.00	Prior Years Surplus Appropriated	30,000.00	Total Taxes Billed	319,815.49
Police Protection	3,600.00	REVENUES TOTAL	391,937.97	1975 TAXES COLLECTED	235,027.51
Civil Defense & Disaster Control		Reserve For Uncollected Taxes	60,264.03	1975 Taxes Cancelled, Abated or Adjusted	11,988.50
Environmental Inspection & Control	500.00			Transfer to Tax Title Liens or Foreclosed	8,000.00
Other Public Safety		CAPITAL OUTLAY TOTAL		Balance Outstanding Dec. 31, 1975	64,799.48
PUBLIC WORKS				PRIOR YEARS TAXES OUTSTANDING	
Streets and Drainage	14,084.33	Public Enterprises		Balance January 1, 1975	80,249.33
Sewers and Sewage Processing	500.00	Recreation—Culture		Collected in 1975	35,097.14
Garbage and Trash Disposal	15,000.00	Public Works		Cancelled, Abated or Adjusted 1975	
Public Buildings and Grounds	1,500.00	Buildings and Grounds		Transfers to Tax Title Liens or Foreclosed	
Other Public Works		Library and Education		Balance December 31, 1975	45,152.19
HEALTH and WELFARE		Conservation		TAX TITLE LIENS OUTSTANDING	
Health Services Except Environmental	1,150.00	All Other		Balance January 1, 1975	18,006.47
Welfare-Public Assistance	1,450.00	CAPITAL DEBT AUTHORIZED, DECEMBER 31, 1975		Transfer From Taxes	8,000.00
Hospitals, Clinics, First Aid	1,500.00	ISSUED AND UNISSUED GROSS DEBT		Redeemed in 1975	4,836.65
Animal, Insect, & Rodent Control	3,850.00	School	172,020	Cancelled, Abated or Adjusted (1975)	
Other Welfare Services		Self-liquidating		Transfers to Foreclosed Property	
RECREATION and CONSERVATION		Other		Balance December 31, 1975	21,169.82
Beaches and Boardwalks		Total	172,020	PROPERTY ACQUIRED BY DEED OR	
Parks, Playgrounds, Shade Trees		ISSUED AND OUTSTANDING		FORECLOSURE	
Land Reclamation & Conservation	2,500.00	School		Balance January 1, 1975	9,245.00
Other Recreational Services		Self-Liquidating		Transfers From Taxes or Liens	
EDUCATION (excluding schools)		Other		Sale for Cash (1975)	
Libraries	50.00	Total		Cancelled, Abated or Adjusted (1975)	
Other Educational Services		EQUALIZED VALUATION BASIS		Balance December 31, 1975	9,245.00
STATUTORY EXPENDITURES		FOR NET DEBT COMPUTATION	13,993,021.67	CURRENT FINANCES DECEMBER 31, 1975	
Pensions & F. I. C. A.	1,000.00	REAL PROPERTY VALUATIONS		ASSETS	
Employee Fringe Benefits		Code Class # of Parcels % VAL'N		Cash Dec. 31, 1975	176,030.13
Other Statutory Expenditures		1 Vacant Land 869 46.97	7,335,500.00	Taxes Receivable	109,951.67
CETA And Other Public Employment Programs		2 Residential 503 42.22	6,593,200.00	Tax Title Liens	21,169.82
MUNICIPAL FUNCTIONS TOTAL	89,034.33	3 Farm 3 .42	65,800.00	Foreclosed Property	9,245.00
CAPITAL IMPROVEMENTS *MEMO*	1,000.00	4a Commercial 37 7.75	1,209,800.00	Emergencies & Other Deferred Charges	3,300.00
DEBT SERVICE		4b Industrial 6 2.65	413,400.00	State and Federal Aid Receivable	7,814.19
Principal Payments		4c Apartments		Other Receivables	44.00
Interest Payments		Total 1418	15,617,700.00	Total	327,554.81
DEFERRED CHARGES	6,024.40	Land Area 16.50 Sq. Miles		LIABILITIES, RESERVES, AND SURPLUS	
SCHOOL, COUNTY, SPECIAL DISTRICT TAXES	308,280.05	Net Valuation Taxable-Municipal	15,864,433.00	Cash Liabilities	165,545.10
RESERVE FOR UNCOLLECTED TAXES	60,264.03	Net Valuation Taxable-County	13,436,068.00	Reserves for Receivables	140,410.49
EXPENDITURES TOTAL	463,602.81	State Equalized Valuation	17,526,773.00	Surplus Dec. 31, 1975	21,599.22
		State Equalization Ratio	90.38	Total	327,554.81

1008

Population 1970 **2,575**
 Population 1975 **2,750**
 S & P Rating
 Moody Rating

General Tax Rate Per \$100. **2.82**
 State Equalized Tax Rate **2.61**

EAST AMWELL TOWNSHIP — HUNTERDON CO.

Form of Government:
 Township Committee
 Number of Members on Governing Body 3

PER CAPITA: **187.21** PER CENT: **1.07**
 Gross Debt
 Net Debt
 Debt Service
 Total Tax Levy **503.84**
 Municipal Expenditures **201.73**
 Gross Debt
 Net Debt
 Tax Levy Collected **87.51**
 Tax Levy Cancelled, Abated or Adjusted **1.49**

EXPENDITURES		REVENUES-REALIZED		1975 PROPERTY TAX	
GENERAL GOVERNMENT				STATE EQUALIZED TAX RATE 2.61	
Governing Body & Public Boards		1975 Property Taxes Collected	1,215,793.20	Local District School Taxes 1.03	545,353.00
Municipal Clerk		1975 Payments in Lieu of Taxes		Regional & Consolidated School Tax .88	467,957.46
Financial Administration	8,000.00	Delinquent Tax & Lien Collections	142,940.59	School Taxes in Municipal Budget	
Assessment of Taxes	23,225.00	Business Personalty Replacement Taxes	40,694.04	County Taxes .42	222,182.77
Collection of Taxes	8,500.00	Taxes from Public Utilities	80,208.51	County Library Taxes .02	11,424.54
Planning, Housing & Development	14,400.00	Other Miscellaneous Tax Revenues		Local Municipal Purpose Taxes .23	120,281.14
Human Resources		State Aid Revenues	2,813.00	Veteran & Senior Citizen Taxes .03	14,050.00
Elections		Federal Aid Revenues		Total Taxes for Rate Computation 2.61	1,381,248.91
General Administration (other)	49,550.00	State and Local Fiscal Assistance Act Utilized	41,016.27	Special District Taxes	
JUDICIARY		Sale of Acquired Property		Bank Stock Taxes	556.39
Municipal Courts	4,500.00	Other Miscellaneous Revenues	69,385.65	Added and Omitted Taxes	17,811.73
PUBLIC SAFETY		Total	1,592,851.26	Total Taxes Levied - ABSTRACT	1,385,567.03
Fire Protection	10,850.00	Prior Years Surplus Appropriated	187,000.00	Total Taxes Billed	1,389,247.87
Police Protection	9,450.00	REVENUES TOTAL	1,779,851.26	1975 TAXES COLLECTED	1,215,793.20
Civil Defense & Disaster Control	800.00	Reserve For Uncollected Taxes	175,205.76	1975 Taxes Cancelled, Abated or Adjusted	20,731.46
Environmental Inspection & Control	5,500.00	CAPITAL OUTLAY TOTAL	8,398.83	Transfer to Tax Title Liens or Foreclosed	5,220.56
Other Public Safety		Public Enterprises		Balance Outstanding Dec. 31, 1975	147,502.65
PUBLIC WORKS		Recreation—Culture		PRIOR YEARS TAXES OUTSTANDING	
Streets and Drainage	165,767.38	Public Works	6,784.83	Balance January 1, 1975	144,369.32
Sewers and Sewage Processing	3,000.00	Buildings and Grounds	1,614.00	Collected in 1975	133,397.54
Garbage and Trash Disposal	46,900.00	Library and Education		Cancelled, Abated or Adjusted 1975	
Public Buildings and Grounds		Conservation		Transfers to Tax Title Liens or Foreclosed	4,470.06
Other Public Works		All Other		Balance December 31, 1975	6,501.72
HEALTH and WELFARE		CAPITAL DEBT AUTHORIZED, DECEMBER 31, 1975		TAX TITLE LIENS OUTSTANDING	
Health Services Except Environmental	5,950.00	ISSUED AND UNISSUED GROSS DEBT		Balance January 1, 1975	4,110.14
Welfare-Public Assistance	2,115.00	School 499,827	NET DEBT	Transfer From Taxes	10,208.90
Hospitals, Clinics, First Aid		Self-liquidating 15,000		Redeemed in 1975	9,543.05
Animal, Insect, & Rodent Control		Other 514,827		Cancelled, Abated or Adjusted (1975)	
Other Welfare Services		Total 514,827		Transfers to Foreclosed Property	
RECREATION and CONSERVATION		ISSUED AND OUTSTANDING		Balance December 31, 1975	4,775.99
Beaches and Boardwalks		School 499,827.00		PROPERTY ACQUIRED BY DEED OR	
Parks, Playgrounds, Shade Trees		Self-Liquidating		FORECLOSURE	
Land Reclamation & Conservation	1,500.00	Other		Balance January 1, 1975	
Other Recreational Services	5,400.00	Total 499,827.00		Transfers From Taxes or Liens	
EDUCATION (excluding schools)		EQUALIZED VALUATION BASIS		Sale for Cash (1975)	
Libraries		FOR NET DEBT COMPUTATION 47,932,992.33		Cancelled, Abated or Adjusted (1975)	
Other Educational Services		REAL PROPERTY VALUATIONS		Balance December 31, 1975	
STATUTORY EXPENDITURES		Code Class # of Parcels % VAL'N	ASSESSED VALUATION	CURRENT FINANCES DECEMBER 31, 1975	
Pensions & F. I. C. A.	7,500.00	1 Vacant Land 259 6.43	3,135,730.00	ASSETS	
Employee Fringe Benefits	2,000.00	2 Residential 653 56.74	27,656,600.00	Cash Dec. 31, 1975	653,654.31
Other Statutory Expenditures		3 Farm 481 27.85	13,572,750.00	Taxes Receivable	154,004.37
CETA And Other Public Employment Programs		4a Commercial 39 8.33	4,062,391.00	Tax Title Liens	4,775.99
MUNICIPAL FUNCTIONS TOTAL	374,907.38	4b Industrial		Foreclosed Property	
CAPITAL IMPROVEMENTS *H EMD*	2,000.00	4c Apartments 3 .65	315,100.00	Emergencies & Other Deferred Charges	600.00
DEBT SERVICE		Total 1435	48,742,571.00	State and Federal Aid Receivable	275.17
Principal Payments		Land Area 28.10 Sq. Miles		Other Receivables	209.35
Interest Payments		Net Valuation Taxable-Municipal	49,084,877.00	Total	813,519.19
DEFERRED CHARGES	4,638.00	Net Valuation Taxable-County	52,806,167.00	LIABILITIES, RESERVES, AND SURPLUS	
SCHOOL, COUNTY, SPECIAL DISTRICT TAXES	1,246,917.77	State Equalized Valuation	52,862,388.00	Cash Liabilities	111,907.71
RESERVE FOR UNCOLLECTED TAXES	175,205.76	State Equalization Ratio 92.81		Reserves for Receivables	158,989.71
EXPENDITURES TOTAL	1,801,668.91			Surplus Dec. 31, 1975	542,621.77
				Total	813,519.19

1204

Population 1970 **34,300**
 Population 1975 **36,790**
 S & P Rating
 Moody Rating **A**

General Tax Rate Per \$100. **3.60**
 State Equalized Tax Rate **3.43**

EAST BRUNSWICK TOWNSHIP — MIDDLESEX
 Form of Government: **CO.**
 Mayor-Council Plan E (OMCL50)
 Number of Members on Governing Body **5**

PER CAPITA: **637.03** PER CENT: **4.72**
 Gross Debt **308.23** Gross Debt **2.28**
 Net Debt **20.16** Net Debt **96.88**
 Debt Service **527.82** Tax Levy Collected
 Total Tax Levy **195.93** Tax Levy Cancelled, Abated
 Municipal Expenditures or Adjusted **.17**

EXPENDITURES		REVENUES-REALIZED		1975 PROPERTY TAX	
GENERAL GOVERNMENT				STATE EQUALIZED TAX RATE 3.43	
Governing Body & Public Boards	50,453.17	1975 Property Taxes Collected	18,828,902.37	Local District School Taxes	12,895,610.50
Municipal Clerk	73,256.89	1975 Payments in Lieu of Taxes		Regional & Consolidated School Tax	
Financial Administration	76,209.70	Delinquent Tax & Lien Collections	546,536.78	School Taxes in Municipal Budget	
Assessment of Taxes	61,645.74	Business Personality Replacement Taxes	425,798.37	County Taxes	3,377,543.63
Collection of Taxes	121,190.08	Taxes from Public Utilities	962,015.87	County Library Taxes	
Planning, Housing & Development	85,307.48	Other Miscellaneous Tax Revenues		Local Municipal Purpose Taxes	2,898,552.26
Human Resources	13,000.00	State Aid Revenues	68,388.94	Veteran & Senior Citizen Taxes	187,790.00
Elections		Federal Aid Revenues		Total Taxes for Rate Computation	19,359,496.39
General Administration (other)	876,846.03	State and Local Fiscal Assistance Act Utilized	339,235.68	Special District Taxes	
JUDICIARY		Sale of Acquired Property	200,100.00	Bank Stock Taxes	14,151.17
Municipal Courts	63,977.74	Other Miscellaneous Revenues	1,017,336.02	Added and Omitted Taxes	232,743.75
PUBLIC SAFETY		Total	22,388,314.03	Total Taxes Levied - ABSTRACT	19,418,601.31
Fire Protection	111,093.34	Prior Years Surplus Appropriated	1,433,000.00	Total Taxes Billed	19,434,541.57
Police Protection	1,305,510.90	REVENUES TOTAL	23,821,314.03	1975 TAXES COLLECTED	18,828,902.37
Civil Defense & Disaster Control	18,883.83	Reserve For Uncollected Taxes	663,442.09	1975 Taxes Cancelled, Abated or Adjusted	33,330.01
Environmental Inspection & Control	116,647.37	CAPITAL OUTLAY TOTAL	1,993,334.14	Transfer to Tax Title Liens or Foreclosed	
Other Public Safety		Public Enterprises	248,905.46	Balance Outstanding Dec. 31, 1975	572,309.19
PUBLIC WORKS		Recreation—Culture	489,116.86	PRIOR YEARS TAXES OUTSTANDING	
Streets and Drainage	706,315.56	Public Works	173,052.30	Balance January 1, 1975	1,046,794.60
Sewers and Sewage Processing	518,014.00	Buildings and Grounds	1,082,259.52	Collected in 1975	459,376.54
Garbage and Trash Disposal	135,847.38	Library and Education		Cancelled, Abated or Adjusted 1975	
Public Buildings and Grounds	370,577.00	Conservation		Transfers to Tax Title Liens or Foreclosed	18,291.96
Other Public Works		All Other		Balance December 31, 1975	569,126.10
HEALTH and WELFARE		CAPITAL DEBT AUTHORIZED, DECEMBER 31, 1975		TAX TITLE LIENS OUTSTANDING	
Health Services Except Environmental	124,041.19	ISSUED AND UNISSUED		Balance January 1, 1975	244,245.22
Welfare-Public Assistance	9,703.85	School	9,577,000	Transfer From Taxes	18,291.96
Hospitals, Clinics, First Aid	700.00	Self-liquidating	4,392,400	Redeemed in 1975	87,160.24
Animal, Insect, & Rodent Control		Other	9,467,050	Cancelled, Abated or Adjusted (1975)	
Other Welfare Services		Total	23,436,450	Transfers to Foreclosed Property	
RECREATION and CONSERVATION		ISSUED AND OUTSTANDING		Balance December 31, 1975	175,376.94
Beaches and Boardwalks	153,018.82	School	9,577,000.00	PROPERTY ACQUIRED BY DEED OR	
Parks, Playgrounds, Shade Trees	12,533.60	Self-Liquidating	4,392,400.00	FORECLOSURE	
Land Reclamation & Conservation	162,523.24	Other	8,170,050.00	Balance January 1, 1975	220,609.14
Other Recreational Services		Total	22,139,450.00	Transfers From Taxes or Liens	
EDUCATION (excluding schools)		EQUALIZED VALUATION BASIS		Sale for Cash (1975)	
Libraries	298,925.00	FOR NET DEBT COMPUTATION	496,724,035.67	Cancelled, Abated or Adjusted (1975)	
Other Educational Services		REAL PROPERTY VALUATIONS		Balance December 31, 1975	220,609.14
STATUTORY EXPENDITURES		Code Class # of Parcels % VAL'N		CURRENT FINANCES DECEMBER 31, 1975	
Pensions & F. I. C. A.	265,000.00	1 Vacant Land 2756 4.55	24,125,000.00	ASSETS	
Employee Fringe Benefits		2 Residential 9036 70.72	374,871,200.00	Cash Dec. 31, 1975	4,572,915.17
Other Statutory Expenditures		3 Farm 189 .56	2,974,800.00	Taxes Receivable	1,141,435.29
CETA And Other Public Employment Programs	5,731,221.91	4a Commercial 310 15.15	80,311,700.00	Tax Title Liens	175,376.94
MUNICIPAL FUNCTIONS TOTAL	150,000.00	4b Industrial 73 5.73	30,377,500.00	Foreclosed Property	220,609.14
CAPITAL IMPROVEMENTS *MEMO*		4c Apartments 11 3.29	17,426,400.00	Emergencies & Other Deferred Charges	
DEBT SERVICE		Total 12375	530,086,600.00	State and Federal Aid Receivable	127,130.58
Principal Payments	276,950.00	Land Area 22.20 Sq. Miles		Other Receivables	828,353.59
Interest Payments	464,659.69	Net Valuation Taxable-Municipal	537,840,300.00	Total	7,065,820.71
DEFERRED CHARGES	71,849.91	Net Valuation Taxable-County	624,815,420.00	LIABILITIES, RESERVES, AND SURPLUS	
SCHOOL, COUNTY, SPECIAL DISTRICT TAXES	16,273,154.13	State Equalized Valuation	563,460,933.00	Cash Liabilities	3,630,699.17
RESERVE FOR UNCOLLECTED TAXES	663,442.09	State Equalization Ratio	95.39	Reserves for Receivables	2,365,774.96
EXPENDITURES TOTAL	23,481,277.73			Surplus Dec. 31, 1975	1,069,346.58

0803

Population 1970 **3,290**
 Population 1975 **3,490**
 S & P Rating **BBB**
 Moody Rating **BAA**

General Tax Rate Per \$100. **3.34**
 State Equalized Tax Rate **2.77**

EAST GREENWICH TOWNSHIP — GLOUCESTER
 Form of Government: **CO.**
 Township Committee
 Number of Members on Governing Body **3**

PER CAPITA:
 Gross Debt **327.33**
 Net Debt **62.25**
 Debt Service **5.44**
 Total Tax Levy **318.07**
 Municipal Expenditures **177.97**

PER CENT:
 Gross Debt **3.28**
 Net Debt **.62**
 Tax Levy Collected **91.96**
 Tax Levy Cancelled, Abated or Adjusted **.51**

EXPENDITURES		REVENUES-REALIZED		1975 PROPERTY TAX	
GENERAL GOVERNMENT				STATE EQUALIZED TAX RATE	
Governing Body & Public Boards		1975 Property Taxes Collected	1,023,217.99	Local District School Taxes 1.20	481,325.00
Municipal Clerk		1975 Payments in Lieu of Taxes		Regional & Consolidated School Tax .81	327,376.71
Financial Administration	10,200.00	Delinquent Tax & Lien Collections	71,773.91	School Taxes in Municipal Budget	
Assessment of Taxes	9,100.00	Business Personalty Replacement Taxes	18,927.43	County Taxes .54	218,155.67
Collection of Taxes	8,000.00	Taxes from Public Utilities	485,136.10	County Library Taxes	
Planning, Housing & Development	17,250.00	Other Miscellaneous Tax Revenues		Local Municipal Purpose Taxes .17	68,415.86
Human Resources		State Aid Revenues	3,373.00	Veteran & Senior Citizen Taxes .05	19,690.00
Elections		Federal Aid Revenues	19,499.35	Total Taxes for Rate Computation 2.77	1,114,963.24
General Administration (other)	50,250.00	State and Local Fiscal Assistance Act Utilized	51,173.00	Special District Taxes	
JUDICIARY		Sale of Acquired Property		Bank Stock Taxes	1,264.97
Municipal Courts	24,700.00	Other Miscellaneous Revenues	48,941.77	Added and Omitted Taxes	13,536.00
PUBLIC SAFETY		Total	1,722,042.55	Total Taxes Levied - ABSTRACT	1,110,074.21
Fire Protection	30,125.00	Prior Years Surplus Appropriated	173,000.00	Total Taxes Billed	1,112,635.84
Police Protection	141,605.00	REVENUES TOTAL	1,895,042.55	1975 TAXES COLLECTED	1,023,217.99
Civil Defense & Disaster Control	400.00	Reserve For Uncollected Taxes	111,268.08	1975 Taxes Cancelled, Abated or Adjusted	5,637.92
Environmental Inspection & Control	850.00			Transfer to Tax Title Liens or Foreclosed	2,672.10
Other Public Safety		CAPITAL OUTLAY TOTAL	497.16	Balance Outstanding Dec. 31, 1975	81,107.83
PUBLIC WORKS				PRIOR YEARS TAXES OUTSTANDING	
Streets and Drainage	87,723.00	Public Enterprises		Balance January 1, 1975	83,734.38
Sewers and Sewage Processing		Recreation—Culture		Collected in 1975	65,908.92
Garbage and Trash Disposal	18,000.00	Public Works	497.16	Cancelled, Abated or Adjusted 1975	913.91
Public Buildings and Grounds	14,300.00	Buildings and Grounds		Transfers to Tax Title Liens or Foreclosed	
Other Public Works		Library and Education		Balance December 31, 1975	16,911.55
HEALTH and WELFARE		Conservation		TAX TITLE LIENS OUTSTANDING	
Health Services Except Environmental	7,250.00	All Other		Balance January 1, 1975	4,273.29
Welfare-Public Assistance	4,550.00			Transfer From Taxes	2,672.10
Hospitals, Clinics, First Aid		CAPITAL DEBT AUTHORIZED, DECEMBER 31, 1975		Redeemed in 1975	5,864.99
Animal, Insect, & Rodent Control	2,180.00	ISSUED AND UNISSUED GROSS DEBT		Cancelled, Abated or Adjusted (1975)	
Other Welfare Services		School	811,393	Transfers to Foreclosed Property	
RECREATION and CONSERVATION		Self-liquidating	204,000	Balance December 31, 1975	1,080.40
Beaches and Boardwalks		Other	127,000	PROPERTY ACQUIRED BY DEED OR FORECLOSURE	
Parks, Playgrounds, Shade Trees	5,000.00	Total	1,142,393	Balance January 1, 1975	
Land Reclamation & Conservation				Transfers From Taxes or Liens	
Other Recreational Services	2,500.00	ISSUED AND OUTSTANDING		Sale for Cash (1975)	
EDUCATION (excluding schools)		School	749,293.00	Cancelled, Abated or Adjusted (1975)	
Libraries	1,700.00	Self-Liquidating	201,000.00	Balance December 31, 1975	
Other Educational Services		Other	54,000.00	CURRENT FINANCES DECEMBER 31, 1975	
STATUTORY EXPENDITURES		Total	1,004,393.00	ASSETS	
Pensions & F. I. C. A.	16,120.00	EQUALIZED VALUATION BASIS		Cash Dec. 31, 1975	633,386.86
Employee Fringe Benefits	5,700.00	FOR NET DEBT COMPUTATION	34,857,769.67	Taxes Receivable	98,019.38
Other Statutory Expenditures		REAL PROPERTY VALUATIONS		Tax Title Liens	1,080.40
CETA And Other Public Employment Programs	19,499.35	Code Class # of Parcels % VAL'N		Foreclosed Property	
MUNICIPAL FUNCTIONS TOTAL	477,002.35	1 Vacant Land 194 4.23	1,382,300.00	Emergencies & Other Deferred Charges	6,679.74
CAPITAL IMPROVEMENTS *MEMO*	10,000.00	2 Residential 825 62.84	20,522,390.00	State and Federal Aid Receivable	12,000.00
DEBT SERVICE		3 Farm 365 19.46	6,357,000.00	Other Receivables	8,116.88
Principal Payments	14,000.00	4a Commercial 40 9.21	3,007,100.00	Total	759,283.26
Interest Payments	5,000.00	4b Industrial 7 3.61	1,178,400.00	LIABILITIES, RESERVES, AND SURPLUS	
		4c Apartments 4 .64	210,000.00	Cash Liabilities	125,249.07
		Total 1435	32,657,590.00	Reserves for Receivables	107,216.66
DEFERRED CHARGES	13,851.03	Land Area 14.89 Sq. Miles		Surplus Dec. 31, 1975	526,817.53
SCHOOL, COUNTY, SPECIAL DISTRICT TAXES	1,026,857.38	Net Valuation Taxable-Municipal	33,458,433.00	Total	759,283.26
RESERVE FOR UNCOLLECTED TAXES	111,268.08	Net Valuation Taxable-County	37,406,201.00		
EXPENDITURES TOTAL	1,647,978.84	State Equalized Valuation	40,109,655.00		
		State Equalization Ratio	83.08		

1410

Population 1970 **7,750**
 Population 1975 **8,140**
 S & P Rating **A**
 Moody Rating

General Tax Rate Per \$100. **3.16**
 State Equalized Tax Rate **2.40**

EAST HANOVER TOWNSHIP — MORRIS CO.
 Form of Government:
 Township Committee
 Number of Members on Governing Body 5

PER CAPITA:
 Gross Debt **845.75**
 Net Debt **328.29**
 Debt Service **13.99**
 Total Tax Levy **677.25**
 Municipal Expenditures **229.28**

PER CENT:
 Gross Debt **3.27**
 Net Debt **1.27**
 Tax Levy Collected **98.07**
 Tax Levy Cancelled, Abated or Adjusted **.28**

EXPENDITURES		REVENUES-REALIZED		1975 PROPERTY TAX	
GENERAL GOVERNMENT		1975 Property Taxes Collected		STATE EQUALIZED TAX RATE 1.01	
Governing Body & Public Boards		5,406,344.11		Local District School Taxes	2,308,017.00
Municipal Clerk				Regional & Consolidated School Tax	1,375,581.24
Financial Administration	24,320.65	1975 Payments in Lieu of Taxes		School Taxes in Municipal Budget	
Assessment of Taxes	18,135.43	Delinquent Tax & Lien Collections		County Taxes	1,161,339.28
Collection of Taxes	19,800.00	Business Personalty Replacement Taxes		County Library Taxes	
Planning, Housing & Development	18,850.00	Taxes from Public Utilities		Local Municipal Purpose Taxes	600,318.61
Human Resources	1,000.00	Other Miscellaneous Tax Revenues		Veteran & Senior Citizen Taxes	41,790.00
Elections	1,719.22	State Aid Revenues		Total Taxes for Rate Computation	5,487,046.13
General Administration (other)	212,512.37	Federal Aid Revenues		Special District Taxes	
JUDICIARY		State and Local Fiscal Assistance Act Utilized		Bank Stock Taxes	3,289.45
Municipal Courts	14,300.00	Sale of Acquired Property		Added and Omitted Taxes	64,231.29
PUBLIC SAFETY		Other Miscellaneous Revenues		Total Taxes Levied - ABSTRACT	5,512,776.87
Fire Protection	45,727.00	Prior Years Surplus Appropriated		Total Taxes Billed	5,512,766.00
Police Protection	451,184.44	REVENUES TOTAL		1975 TAXES COLLECTED	5,406,344.11
Civil Defense & Disaster Control	8,775.00	Reserve For Uncollected Taxes		1975 Taxes Cancelled, Abated or Adjusted	15,210.12
Environmental Inspection & Control	21,134.86	CAPITAL OUTLAY TOTAL		Transfer to Tax Title Liens or Foreclosed	8,041.44
Other Public Safety		90,248.31		Balance Outstanding Dec. 31, 1975	83,170.33
PUBLIC WORKS		Public Enterprises		PRIOR YEARS TAXES OUTSTANDING	
Streets and Drainage	167,593.61	Recreation—Culture		Balance January 1, 1975	74,823.82
Sewers and Sewage Processing	72,774.00	Public Works		Collected in 1975	70,366.78
Garbage and Trash Disposal	15,894.36	Buildings and Grounds		Cancelled, Abated or Adjusted 1975	.10
Public Buildings and Grounds	37,700.00	Library and Education		Transfers to Tax Title Liens or Foreclosed	
Other Public Works		Conservation		Balance December 31, 1975	4,456.94
HEALTH and WELFARE		All Other		TAX TITLE LIENS OUTSTANDING	
Health Services Except Environmental	24,300.00	CAPITAL DEBT AUTHORIZED, DECEMBER 31, 1975		Balance January 1, 1975	21,554.59
Welfare-Public Assistance	4,363.33	ISSUED AND UNISSUED GROSS DEBT NET DEBT		Transfer From Taxes	8,041.44
Hospitals, Clinics, First Aid	1,200.00	School 4,212,166		Redeemed in 1975	2,005.40
Animal, Insect, & Rodent Control	5,650.00	Self-liquidating 1,847,000		Cancelled, Abated or Adjusted (1975)	
Other Welfare Services		Other 825,250		Transfers to Foreclosed Property	
RECREATION and CONSERVATION		Total 6,884,416		Balance December 31, 1975	27,590.63
Beaches and Boardwalks		ISSUED AND OUTSTANDING		PROPERTY ACQUIRED BY DEED OR FORECLOSURE	
Parks, Playgrounds, Shade Trees	16,541.00	School 4,212,166.00		Balance January 1, 1975	80,850.00
Land Reclamation & Conservation		Self-liquidating 1,729,000.00		Transfers From Taxes or Liens	
Other Recreational Services	74,233.23	Other 825,250.00		Sale for Cash (1975)	
EDUCATION (excluding schools)		Total 6,766,416.00		Cancelled, Abated or Adjusted (1975)	
Libraries	57,750.00	EQUALIZED VALUATION BASIS		Balance December 31, 1975	80,850.00
Other Educational Services		FOR NET DEBT COMPUTATION		CURRENT FINANCES DECEMBER 31, 1975	
STATUTORY EXPENDITURES		REAL PROPERTY VALUATIONS		ASSETS	
Pensions & F. I. C. A.	85,765.00	Code Class # of Parcels % VAL'N		Cash Dec. 31, 1975	1,104,222.26
Employee Fringe Benefits	28,467.62	1 Vacant Land 440 7.01		Taxes Receivable	87,627.27
Other Statutory Expenditures		2 Residential 2053 41.65		Tax Title Liens	27,590.63
CETA And Other Public Employment Programs		3 Farm 26 .42		Foreclosed Property	80,850.00
MUNICIPAL FUNCTIONS TOTAL	1,429,691.12	4a Commercial 121 26.05		Emergencies & Other Deferred Charges	318,154.27
CAPITAL IMPROVEMENTS *MEMO*	80,000.00	4b Industrial 36 24.87		State and Federal Aid Receivable	480.24
DEBT SERVICE		4c Apartments		Other Receivables	20,658.22
Principal Payments	60,000.00	Total 2676		Total	1,639,582.89
Interest Payments	53,901.34	Land Area 8.21 Sq. Miles		LIABILITIES, RESERVES, AND SURPLUS	
DEFERRED CHARGES	103,446.36	Net Valuation Taxable-Municipal		Cash Liabilities	492,723.33
SCHOOL, COUNTY, SPECIAL DISTRICT TAXES	4,844,937.52	Net Valuation Taxable-County		Reserves for Receivables	216,726.12
RESERVE FOR UNCOLLECTED TAXES	219,264.33	State Equalized Valuation		Surplus Dec. 31, 1975	930,133.44
EXPENDITURES TOTAL	6,711,240.67	State Equalization Ratio		Total	1,639,582.89

0902

Population 1970 **1,925**
 Population 1975 **1,985**
 S & P Rating
 Moody Rating

General Tax Rate Per \$100. **6.38**
 State Equalized Tax Rate **4.06**

EAST NEWARK BOROUGH — HUDSON CO.

Form of Government:

Borough Council

Number of Members on Governing Body 6

PER CAPITA:

Gross Debt **8.40**
 Net Debt **8.40**
 Debt Service **6.11**
 Total Tax Levy **327.32**
 Municipal Expenditures **295.82**

PER CENT:

Gross Debt **.11**
 Net Debt **.11**
 Tax Levy Collected **93.91**
 Tax Levy Cancelled, Abated or Adjusted **4.15**

EXPENDITURES		REVENUES-REALIZED		1975 PROPERTY TAX	
GENERAL GOVERNMENT				STATE EQUALIZED TAX RATE 4.06	
Governing Body & Public Boards		1975 Property Taxes Collected	610,219.08	Local District School Taxes	2.06
Municipal Clerk		1975 Payments in Lieu of Taxes		Regional & Consolidated School Tax	
Financial Administration	7,000.00	Delinquent Tax & Lien Collections	15,509.17	School Taxes in Municipal Budget	
Assessment of Taxes	15,000.00	Business Personalty Replacement Taxes	213,087.53	County Taxes	1.19
Collection of Taxes	4,804.20	Taxes from Public Utilities	40,627.23	County Library Taxes	
Planning, Housing & Development		Other Miscellaneous Tax Revenues		Local Municipal Purpose Taxes	.76
Human Resources	11,000.00	State Aid Revenues	4,857.50	Veteran & Senior Citizen Taxes	.05
Elections	632.00	Federal Aid Revenues	17,401.43	Total Taxes for Rate Computation	4.06
General Administration (other)	65,403.85	State and Local Fiscal Assistance Act Utilized	79,005.00	Special District Taxes	
JUDICIARY		Sale of Acquired Property		Bank Stock Taxes	1,734.75
Municipal Courts	12,460.00	Other Miscellaneous Revenues	29,922.28	Added and Omitted Taxes	790.00
PUBLIC SAFETY		Total	1,010,629.22	Total Taxes Levied - ABSTRACT	649,724.48
Fire Protection	17,825.70	Prior Years Surplus Appropriated	24,969.16	Total Taxes Billed	649,784.86
Police Protection	171,131.20	REVENUES TOTAL	1,035,598.38	1975 TAXES COLLECTED	610,219.08
Civil Defense & Disaster Control	250.00	Reserve For Uncollected Taxes	32,130.83	1975 Taxes Cancelled, Abated or Adjusted	26,950.03
Environmental Inspection & Control	1,200.00			Transfer to Tax Title Liens or Foreclosed	726.29
Other Public Safety				Balance, Outstanding Dec. 31, 1975	11,889.46
PUBLIC WORKS		CAPITAL OUTLAY TOTAL		PRIOR YEARS TAXES OUTSTANDING	
Streets and Drainage	22,392.41	Public Enterprises		Balance January 1, 1975	43,808.82
Sewers and Sewage Processing	42,349.05	Recreation—Culture		Collected in 1975	15,509.17
Garbage and Trash Disposal	35,886.00	Public Works		Cancelled, Abated or Adjusted 1975	26,530.55
Public Buildings and Grounds	32,814.97	Buildings and Grounds		Transfers to Tax Title Liens or Foreclosed	.02
Other Public Works	5,000.00	Library and Education		Balance December 31, 1975	1,769.08
HEALTH and WELFARE		Conservation		TAX TITLE LIENS OUTSTANDING	
Health Services Except Environmental	12,800.00	All Other		Balance January 1, 1975	3,157.91
Welfare-Public Assistance	6,325.00			Transfer From Taxes	726.29
Hospitals, Clinics, First Aid		CAPITAL DEBT AUTHORIZED, DECEMBER 31, 1975		Redeemed in 1975	
Animal, Insect, & Rodent Control		ISSUED AND UNISSUED GROSS DEBT		Cancelled, Abated or Adjusted (1975)	
Other Welfare Services		School		Transfers to Foreclosed Property	
RECREATION and CONSERVATION		Self-Liquidating		Balance December 31, 1975	3,884.20
Beaches and Boardwalks		Other	16,675	PROPERTY ACQUIRED BY DEED OR	
Parks, Playgrounds, Shade Trees	10,000.00	Total	16,675	FORECLOSURE	
Land Reclamation & Conservation	250.00			Balance January 1, 1975	
Other Recreational Services	500.00	ISSUED AND OUTSTANDING		Transfers From Taxes or Liens	
EDUCATION (excluding schools)		School		Sale for Cash (1975)	
Libraries	500.00	Self-Liquidating		Cancelled, Abated or Adjusted (1975)	
Other Educational Services		Other	16,000.00	Balance December 31, 1975	
STATUTORY EXPENDITURES		Total	16,000.00	CURRENT FINANCES DECEMBER 31, 1975	
Pensions & F. I. C. A.	24,239.72	EQUALIZED VALUATION BASIS		ASSETS	
Employee Fringe Benefits	11,146.19	FOR NET DEBT COMPUTATION	15,240,461.67	Cash Dec. 31, 1975	87,833.85
Other Statutory Expenditures		REAL PROPERTY VALUATIONS		Taxes Receivable	13,658.54
CETA And Other Public Employment Programs	6,017.41	Code Class # of Parcels % VAL'N		Tax Title Liens	3,884.20
MUNICIPAL FUNCTIONS TOTAL	516,927.70	1 Vacant Land 18 1.96		Foreclosed Property	
CAPITAL IMPROVEMENTS *MEMO*	4,000.00	2 Residential 307 51.71		Emergencies & Other Deferred Charges	52,308.59
DEBT SERVICE		3 Farm		State and Federal Aid Receivable	99,274.71
Principal Payments	10,000.00	4a Commercial 51 14.50		Other Receivables	11,502.30
Interest Payments	2,137.50	4b Industrial 6 29.44		Total	268,462.19
		4c Apartments 8 2.39		LIABILITIES, RESERVES, AND SURPLUS	
		Total 390		Cash Liabilities	239,417.15
DEFERRED CHARGES	26,008.69	Land Area 10 Sq. Miles		Reserves for Receivables	29,045.04
SCHOOL, COUNTY, SPECIAL DISTRICT TAXES	524,317.82	Net Valuation Taxable-Municipal	10,288,181.00	Surplus Dec. 31, 1975	
RESERVE FOR UNCOLLECTED TAXES	32,130.83	Net Valuation Taxable-County	19,832,220.00	Total	268,462.19
EXPENDITURES TOTAL	1,111,522.54	State Equalized Valuation	16,091,198.00		
		State Equalization Ratio	63.71		

0705

Population 1970 **75,545**
 Population 1975 **76,090**
 S & P Rating **BBB+**
 Moody Rating **A**

General Tax Rate Per \$100. **7.85**
 State Equalized Tax Rate **8.08**

EAST ORANGE CITY — ESSEX CO.

Form of Government:

City Charter Act (P.L. 1908 c.250)

Number of Members on Governing Body 9

PER CAPITA:

Gross Debt **433.78**
 Net Debt **197.17**
 Debt Service **35.81**
 Total Tax Levy **478.37**
 Municipal Expenditures **439.00**

PER CENT:

Gross Debt **7.64**
 Net Debt **3.47**
 Tax Levy Collected **81.89**
 Tax Levy Cancelled, Abated or Adjusted **8.50**

EXPENDITURES		REVENUES-REALIZED		1975 PROPERTY TAX	
GENERAL GOVERNMENT				STATE EQUALIZED TAX RATE 2.33	
Governing Body & Public Boards	221,411.00	1975 Property Taxes Collected	29,840,270.88	Local District School Taxes	10,514,579.50
Municipal Clerk	88,412.00	1975 Payments in Lieu of Taxes		Regional & Consolidated School Tax	
Financial Administration	272,497.00	Delinquent Tax & Lien Collections	1,694,157.20	School Taxes in Municipal Budget	.15 674,901.00
Assessment of Taxes	97,328.00	Business Personality Replacement Taxes	1,058,146.07	County Taxes	1.26 5,662,060.09
Collection of Taxes	93,780.00	Taxes from Public Utilities	1,259,408.21	County Library Taxes	
Planning, Housing & Development	594,394.00	Other Miscellaneous Tax Revenues	201,635.14	Local Municipal Purpose Taxes	4.30 19,402,496.62
Human Resources	2,659,934.00	State Aid Revenues	4,228,234.65	Veteran & Senior Citizen Taxes	.03 145,705.00
Elections	9,748.88	Federal Aid Revenues	1,312,998.56	Total Taxes for Rate Computation	8.07 36,399,742.21
General Administration (other)	1,696,820.00	State and Local Fiscal Assistance Act Utilized	412,673.00	Special District Taxes	
JUDICIARY		Sale of Acquired Property	12,975.00	Bank Stock Taxes	57,357.21
Municipal Courts	368,035.00	Other Miscellaneous Revenues	2,422,092.67	Added and Omitted Taxes	88,147.65
PUBLIC SAFETY		Total	42,442,591.38	Total Taxes Levied - ABSTRACT	36,399,542.07
Fire Protection	2,926,063.00	Prior Years Surplus Appropriated		Total Taxes Billed	36,441,253.98
Police Protection	4,394,755.00	REVENUES TOTAL	42,442,591.38	1975 TAXES COLLECTED	29,840,270.88
Civil Defense & Disaster Control	5,300.00	Reserve For Uncollected Taxes	3,595,775.43	1975 Taxes Cancelled, Abated or Adjusted	3,098,186.52
Environmental Inspection & Control	105,094.00	CAPITAL OUTLAY TOTAL	3,868,776.68	Transfer to Tax Title Liens or Foreclosed	555,374.75
Other Public Safety	5,905.00			Balance Outstanding Dec. 31, 1975	2,947,421.83
PUBLIC WORKS				PRIOR YEARS TAXES OUTSTANDING	
Streets and Drainage	1,012,708.07	Public Enterprises		Balance January 1, 1975	2,262,699.46
Sewers and Sewage Processing	389,333.52	Recreation—Culture	43,065.00	Collected in 1975	1,612,334.85
Garbage and Trash Disposal	969,632.00	Public Works	1,527,814.83	Cancelled, Abated or Adjusted 1975	23,502.91
Public Buildings and Grounds	1,343,583.00	Buildings and Grounds	161,344.18	Transfers to Tax Title Liens or Foreclosed	169,817.58
Other Public Works		Library and Education	2,136,552.67	Balance December 31, 1975	457,044.12
HEALTH and WELFARE		Conservation		TAX TITLE LIENS OUTSTANDING	
Health Services Except Environmental	805,253.89	All Other		Balance January 1, 1975	878,417.41
Welfare-Public Assistance	495,730.10	CAPITAL DEBT AUTHORIZED, DECEMBER 31, 1975		Transfer From Taxes	751,720.97
Hospitals, Clinics, First Aid	70,000.00	ISSUED AND UNISSUED		Redeemed, in 1975	81,822.35
Animal, Insect, & Rodent Control	44,628.00	SCHOOL	18,003,500	Cancelled, Abated or Adjusted (1975)	
Other Welfare Services	231,930.49	Self-liquidating		Transfers to Foreclosed Property	
RECREATION and CONSERVATION		Other	15,002,610	Balance December 31, 1975	1,548,316.03
Beaches and Boardwalks		Total	33,006,110	PROPERTY ACQUIRED BY DEED OR FORECLOSURE	
Parks, Playgrounds, Shade Trees	746,927.00	ISSUED AND OUTSTANDING		Balance January 1, 1975	1,065,110.00
Land Reclamation & Conservation		SCHOOL	18,003,000.00	Transfers From Taxes or Liens	
Other Recreational Services	286,054.00	Self-liquidating		Sale for Cash (1975)	12,975.00
EDUCATION (excluding schools)		Other	12,552,000.00	Cancelled, Abated or Adjusted (1975)	33,525.00
Libraries	820,000.00	Total	30,555,000.00	Balance December 31, 1975	1,018,610.00
Other Educational Services		EQUALIZED VALUATION BASIS		CURRENT FINANCES DECEMBER 31, 1975	
STATUTORY EXPENDITURES		FOR NET DEBT COMPUTATION	432,031,450.33	ASSETS	
Pensions & F. I. C. A.	1,744,800.00	REAL PROPERTY VALUATIONS		Cash Dec. 31, 1975	1,586,118.41
Employee Fringe Benefits	555,000.00	Code Class # of Parcels % VAL'N		Taxes Receivable	3,404,465.95
Other Statutory Expenditures		1 Vacant Land 357 .91	4,085,300.00	Tax Title Liens	1,548,316.03
CETA And Other Public Employment Programs	1,338,757.70	2 Residential 8034 40.32	180,095,200.00	Foreclosed Property	1,018,610.00
MUNICIPAL FUNCTIONS TOTAL	24,393,814.65	3 Farm		Emergencies & Other Deferred Charges	4,128,118.52
CAPITAL IMPROVEMENTS *MEMO*	125,000.00	4a Commercial 762 25.73	114,949,600.00	State and Federal Aid Receivable	1,095,232.92
DEBT SERVICE		4b Industrial 43 2.06	9,190,100.00	Other Receivables	131,800.38
Principal Payments	1,318,517.24	4c Apartments 392 30.98	138,364,600.00	Total	12,912,662.21
Interest Payments	1,406,201.97	Total 9588	446,684,800.00	LIABILITIES, RESERVES, AND SURPLUS	
TYPE I SCHL DEBT *MEMO	1,743,530.50	Land Area 4.00 Sq. Miles		Cash Liabilities	6,679,919.16
DEFERRED CHARGES	2,689,367.64	Net Valuation Taxable-Municipal	464,222,600.00	Reserves for Receivables	6,103,192.36
SCHOOL, COUNTY, SPECIAL DISTRICT TAXES	16,851,540.59	Net Valuation Taxable-County	463,318,511.00	Surplus Dec. 31, 1975	129,550.69
RESERVE FOR UNCOLLECTED TAXES	3,595,775.43	State Equalized Valuation	451,855,741.00	Total	12,912,662.21
EXPENDITURES TOTAL	50,255,217.52	State Equalization Ratio	102.95		

0212

Population 1970 **8,540**
 Population 1975 **8,715**
 S & P Rating
 Moody Rating **A**

General Tax Rate Per \$100. **2.08**
 State Equalized Tax Rate **1.31**

EAST RUTHERFORD BOROUGH — BERGEN CO.
 Form of Government:
 Borough Council
 Number of Members on Governing Body 6

PER CAPITA:
 Gross Debt **534.79**
 Net Debt **294.98**
 Debt Service **25.32**
 Total Tax Levy **278.06**
 Municipal Expenditures **355.01**

PER CENT:
 Gross Debt **2.73**
 Net Debt **1.51**
 Tax Levy Collected **92.11**
 Tax Levy Cancelled, Abated or Adjusted **.09**

EXPENDITURES		REVENUES-REALIZED		1975 PROPERTY TAX	
GENERAL GOVERNMENT				STATE EQUALIZED TAX RATE	
Governing Body & Public Boards	21,800.00	1975 Property Taxes Collected	2,241,560.46	Local District School Taxes	.54 1,021,003.98
Municipal Clerk		1975 Payments in Lieu of Taxes	353,811.15	Regional & Consolidated School Tax	.41 760,129.95
Financial Administration	25,400.00	Delinquent Tax & Lien Collections	183,898.76	School Taxes in Municipal Budget	
Assessment of Taxes	14,868.00	Business Personalty Replacement Taxes	363,264.53	County Taxes	.34 630,301.01
Collection of Taxes	21,300.00	Taxes from Public Utilities	551,801.67	County Library Taxes	
Planning, Housing & Development	15,400.00	Other Miscellaneous Tax Revenues		Local Municipal Purpose Taxes	-2,407.07
Human Resources		State Aid Revenues	2,973.90	Veteran & Senior Citizen Taxes	.02 43,355.00
Elections	1,100.00	Federal Aid Revenues	189,964.52	Total Taxes for Rate Computation	1.31 2,452,382.87
General Administration (other)	182,548.00	State and Local Fiscal Assistance Act Utilized	184,153.00	Special District Taxes	
JUDICIARY		Sale of Acquired Property		Bank Stock Taxes	7,866.22
Municipal Courts	20,900.00	Other Miscellaneous Revenues	468,513.95	Added and Omitted Taxes	6,394.43
PUBLIC SAFETY		Total	4,539,941.94	Total Taxes Levied - ABSTRACT	2,423,288.52
Fire Protection	104,375.00	Prior Years Surplus Appropriated	1,091,239.29	Total Taxes Billed	2,433,584.58
Police Protection	482,994.00	REVENUES TOTAL	5,631,181.23	1975 TAXES COLLECTED	2,241,560.46
Civil Defense & Disaster Control		Reserve For Uncollected Taxes	388,227.07	1975 Taxes Cancelled, Abated or Adjusted	2,100.00
Environmental Inspection & Control	4,100.00	CAPITAL OUTLAY TOTAL	408,387.02	Transfer to Tax Title Liens or Foreclosed	97,878.68
Other Public Safety	1,200.00			Balance Outstanding Dec. 31, 1975	92,045.44
PUBLIC WORKS				PRIOR YEARS TAXES OUTSTANDING	
Streets and Drainage	440,581.00	Public Enterprises		Balance January 1, 1975	1,307,973.53
Sewers and Sewage Processing	55,000.00	Recreation—Culture	9,527.24	Collected in 1975	138,973.56
Garbage and Trash Disposal	172,538.00	Public Works	290,921.85	Cancelled, Abated or Adjusted 1975	
Public Buildings and Grounds	59,400.00	Buildings and Grounds	107,937.93	Transfers to Tax Title Liens or Foreclosed	43,422.08
Other Public Works		Library and Education		Balance December 31, 1975	1,125,577.89
HEALTH and WELFARE		Conservation		TAX TITLE LIENS OUTSTANDING	
Health Services Except Environmental	18,930.00	All Other		Balance January 1, 1975	220,321.97
Welfare-Public Assistance	3,540.00	CAPITAL DEBT AUTHORIZED, DECEMBER 31, 1975		Transfer From Taxes	436,120.24
Hospitals, Clinics, First Aid		ISSUED AND UNISSUED GROSS DEBT NET DEBT		Redeemed in 1975	44,925.20
Animal, Insect, & Rodent Control		School	2,077,512	Cancelled, Abated or Adjusted (1975)	
Other Welfare Services		Self-liquidating		Transfers to Foreclosed Property	
RECREATION and CONSERVATION		Other	2,583,172	Balance December 31, 1975	611,517.01
Beaches and Boardwalks		Total	4,660,684	PROPERTY ACQUIRED BY DEED OR	
Parks, Playgrounds, Shade Trees	115,250.00			FORECLOSURE	
Land Reclamation & Conservation		ISSUED AND OUTSTANDING		Balance January 1, 1975	6,634,000.00
Other Recreational Services	66,850.00	School	2,077,512.00	Transfers From Taxes or Liens	
EDUCATION (excluding schools)		Self-Liquidating		Sale for Cash (1975)	
Libraries	37,000.00	Other	1,665,244.00	Cancelled, Abated or Adjusted (1975)	
Other Educational Services	230,000.00	Total	3,742,756.00	Balance December 31, 1975	6,634,000.00
STATUTORY EXPENDITURES		EQUALIZED VALUATION BASIS		CURRENT FINANCES DECEMBER 31, 1975	
Pensions & F. I. C. A.	107,733.03	FOR NET DEBT COMPUTATION	170,587,766.00	ASSETS	
Employee Fringe Benefits	72,540.00	REAL PROPERTY VALUATIONS		Cash Dec. 31, 1975	6,343,123.92
Other Statutory Expenditures		Code Class # of Parcels % VAL'N		Taxes Receivable	1,217,623.33
CETA And Other Public Employment Programs	189,096.54	1 Vacant Land 192 10.69	12,366,850.00	Tax Title Liens	611,517.01
MUNICIPAL FUNCTIONS TOTAL	2,464,443.57	2 Residential 1479 27.29	31,563,850.00	Foreclosed Property	6,634,000.00
CAPITAL IMPROVEMENTS *MEMO*	100,000.00	3 Farm		Emergencies & Other Deferred Charges	
DEBT SERVICE		4a Commercial 189 10.14	11,727,000.00	State and Federal Aid Receivable	10,835.00
Principal Payments	150,000.00	4b Industrial 127 47.11	54,477,500.00	Other Receivables	173,006.40
Interest Payments	70,620.50	4c Apartments 20 4.77	5,515,600.00	Total	14,990,105.66
		Total 2007	115,650,800.00	LIABILITIES, RESERVES, AND SURPLUS	
DEFERRED CHARGES	20,643.39	Land Area 3.70 Sq. Miles		Cash Liabilities	5,405,705.25
SCHOOL, COUNTY, SPECIAL DISTRICT TAXES	2,411,434.94	Net Valuation Taxable-Municipal	118,350,085.00	Reserves for Receivables	8,636,146.74
RESERVE FOR UNCOLLECTED TAXES	388,227.07	Net Valuation Taxable-County	176,488,362.00	Surplus Dec. 31, 1975	948,253.67
EXPENDITURES TOTAL	5,505,369.47	State Equalized Valuation	186,091,213.00	Total	14,990,105.66
		State Equalization Ratio	63.07		

1101

Population 1970 **11,985**
 Population 1975 **20,115**
 S & P Rating
 Moody Rating

General Tax Rate Per \$100. **3.50**
 State Equalized Tax Rate **3.10**

EAST WINDSOR TOWNSHIP — MERCER CO.

Form of Government:

Council-Manager Plan E (OMCL50)

Number of Members on Governing Body 7

PER CAPITA:

Gross Debt **591.08**
 Net Debt **131.52**
 Debt Service **1.46**
 Total Tax Levy **476.22**
 Municipal Expenditures **142.88**

PER CENT:

Gross Debt **4.37**
 Net Debt **.97**
 Tax Levy Collected **93.26**
 Tax Levy Cancelled, Abated or Adjusted

EXPENDITURES		REVENUES-REALIZED		1975 PROPERTY TAX	
GENERAL GOVERNMENT				STATE EQUALIZED TAX RATE	
Governing Body & Public Boards	37,010.00	1975 Property Taxes Collected	8,933,318.10	Local District School Taxes	
Municipal Clerk	69,792.54	1975 Payments in Lieu of Taxes		Regional & Consolidated School Tax	1.88
Financial Administration	79,168.00	Delinquent Tax & Lien Collections	390,983.15	School Taxes in Municipal Budget	
Assessment of Taxes	50,379.00	Business Personalty Replacement Taxes	183,449.04	County Taxes	.90
Collection of Taxes		Taxes from Public Utilities	370,802.89	County Library Taxes	.04
Planning, Housing & Development	29,869.60	Other Miscellaneous Tax Revenues		Local Municipal Purpose Taxes	.28
Human Resources	3,500.00	State Aid Revenues	2,869.00	Veteran & Senior Citizen Taxes	.01
Elections	2,125.00	Federal Aid Revenues		Total Taxes for Rate Computation	3.11
General Administration (other)	305,048.74	State and Local Fiscal Assistance Act Utilized	372,192.17	Special District Taxes	
JUDICIARY		Sale of Acquired Property		Bank Stock Taxes	7,368.10
Municipal Courts	49,720.00	Other Miscellaneous Revenues	399,575.42	Added and Omitted Taxes	88,441.63
PUBLIC SAFETY		Total	10,653,189.77	Total Taxes Levied - ABSTRACT	9,579,144.13
Fire Protection	74,260.00	Prior Years Surplus Appropriated	566,000.00	Total Taxes Billed	9,579,144.13
Police Protection	789,873.00	REVENUES TOTAL	11,219,189.77	1975 TAXES COLLECTED	8,933,318.10
Civil Defense & Disaster Control	810.00	Reserve For Uncollected Taxes	563,000.00	1975 Taxes Cancelled, Abated or Adjusted	
Environmental Inspection & Control	84,193.00	CAPITAL OUTLAY TOTAL	617,479.96	Transfer to Tax Title Liens or Foreclosed	
Other Public Safety				Balance Outstanding Dec. 31, 1975	645,826.03
PUBLIC WORKS				PRIOR YEARS TAXES OUTSTANDING	
Streets and Drainage	208,015.21	Public Enterprises		Balance January 1, 1975	717,394.90
Sewers and Sewage Processing	7,000.00	Recreation—Culture	313,591.79	Collected in 1975	347,860.85
Garbage and Trash Disposal	70,480.52	Public Works	31,949.76	Cancelled, Abated or Adjusted 1975	
Public Buildings and Grounds	32,873.00	Buildings and Grounds	271,938.41	Transfers to Tax Title Liens or Foreclosed	
Other Public Works	2,000.00	Library and Education		Balance December 31, 1975	369,534.05
HEALTH and WELFARE		Conservation		TAX TITLE LIENS OUTSTANDING	
Health Services Except Environmental	47,770.00	All Other		Balance January 1, 1975	87,128.02
Welfare-Public Assistance	20,607.00	CAPITAL DEBT AUTHORIZED, DECEMBER 31, 1975		Transfer From Taxes	
Hospitals, Clinics, First Aid	6,000.00	ISSUED AND UNISSUED		Redeemed in 1975	43,122.30
Animal, Insect, & Rodent Control		School	9,244,187	Cancelled, Abated or Adjusted (1975)	
Other Welfare Services		Self-liquidating		Transfers to Foreclosed Property	
RECREATION and CONSERVATION		Other	2,645,468	Balance December 31, 1975	44,005.72
Beaches and Boardwalks		Total	11,889,655	PROPERTY ACQUIRED BY DEED OR FORECLOSURE	
Parks, Playgrounds, Shade Trees	149,921.17	ISSUED AND OUTSTANDING		Balance January 1, 1975	4,375.00
Land Reclamation & Conservation	2,895.00	School	9,244,187.00	Transfers From Taxes or Liens	
Other Recreational Services	1,500.00	Self-Liquidating		Sale for Cash (1975)	
EDUCATION (excluding schools)		Other	75,000.00	Cancelled, Abated or Adjusted (1975)	
Libraries	3,970.00	Total	9,319,187.00	Balance December 31, 1975	4,375.00
Other Educational Services		EQUALIZED VALUATION BASIS		CURRENT FINANCES DECEMBER 31, 1975	
STATUTORY EXPENDITURES		FOR NET DEBT COMPUTATION	272,380,561.00	ASSETS	
Pensions & F. I. C. A.	116,265.00	REAL PROPERTY VALUATIONS		Cash Dec. 31, 1975	1,143,349.38
Employee Fringe Benefits		Code Class # of Parcels % VAL'N		Taxes Receivable	1,015,360.08
Other Statutory Expenditures		1 Vacant Land 424 3.60	9,709,500.00	Tax Title Liens	44,005.72
CETA And Other Public Employment Programs		2 Residential 3853 54.25	146,159,700.00	Foreclosed Property	4,375.00
MUNICIPAL FUNCTIONS TOTAL	2,245,045.78	3 Farm 247 2.23	5,988,500.00	Emergencies & Other Deferred Charges	11,571.50
CAPITAL IMPROVEMENTS *MEMO*	231,880.00	4a Commercial 131 18.03	48,559,300.00	State and Federal Aid Receivable	26,782.61
DEBT SERVICE		4b Industrial 15 7.50	20,210,700.00	Other Receivables	58,993.64
Principal Payments	25,000.00	4c Apartments 20 14.39	38,769,700.00	Total	2,304,437.93
Interest Payments	4,350.00	Total 4690	269,397,400.00	LIABILITIES, RESERVES, AND SURPLUS	
DEFERRED CHARGES	36,600.08	Land Area 15.60 Sq. Miles		Cash Liabilities	338,694.96
SCHOOL, COUNTY, SPECIAL DISTRICT TAXES	8,635,025.94	Net Valuation Taxable-Municipal	271,662,915.00	Reserves for Receivables	1,122,734.44
RESERVE FOR UNCOLLECTED TAXES	563,000.00	Net Valuation Taxable-County	296,297,022.00	Surplus Dec. 31, 1975	843,008.53
EXPENDITURES TOTAL	11,509,021.80	State Equalized Valuation	306,257,193.00	Total	2,304,437.93
		State Equalization Ratio	88.62		

0311

Population 1970 **2,300**
 Population 1975 **2,925**
 S & P Rating
 Moody Rating

General Tax Rate Per \$100 **5.32**
 State Equalized Tax Rate **3.11**

EASTAMPTON TOWNSHIP — BURLINGTON CO.

Form of Government:

Township Committee

Number of Members on Governing Body 3

PER CAPITA:

Gross Debt **860.24**
 Net Debt **489.51**
 Debt Service **0.59**
 Total Tax Levy **395.86**
 Municipal Expenditures **202.93**

PER CENT:

Gross Debt **8.77**
 Net Debt **4.99**
 Tax Levy Collected **92.94**
 Tax Levy Cancelled, Abated or Adjusted **.05**

EXPENDITURES		REVENUES-REALIZED		1975 PROPERTY TAX	
GENERAL GOVERNMENT				STATE EQUALIZED TAX RATE 3.11	
Governing Body & Public Boards		1975 Property Taxes Collected	1,076,114.68	Local District School Taxes 1.44	528,845.00
Municipal Clerk		1975 Payments in Lieu of Taxes		Regional & Consolidated School Tax .79	289,439.30
Financial Administration	5,535.00	Delinquent Tax & Lien Collections	68,431.28	School Taxes in Municipal Budget	
Assessment of Taxes	17,200.00	Business Personalty Replacement Taxes	9,072.40	County Taxes .58	210,772.59
Collection of Taxes	5,500.00	Taxes from Public Utilities	88,431.56	County Library Taxes .02	8,709.88
Planning, Housing & Development	30,225.00	Other Miscellaneous Tax Revenues		Local Municipal Purpose Taxes .25	92,792.63
Human Resources	300.00	State Aid Revenues	8,914.63	Veteran & Senior Citizen Taxes .03	9,950.00
Elections		Federal Aid Revenues	29,754.34	Total Taxes for Rate Computation 3.11	1,140,509.40
General Administration (other)	57,918.29	State and Local Fiscal Assistance Act Utilized	48,395.00	Special District Taxes	
JUDICIARY		Sale of Acquired Property		Bank Stock Taxes	1,008.37
Municipal Courts	6,175.00	Other Miscellaneous Revenues	126,389.21	Added and Omitted Taxes	26,328.68
PUBLIC SAFETY		Total	1,455,503.10	Total Taxes Levied - ABSTRACT	1,157,896.45
Fire Protection	40,645.94	Prior Years Surplus Appropriated	207,000.00	Total Taxes Billed	1,157,896.45
Police Protection	94,472.19	REVENUES TOTAL	1,662,503.10	1975 TAXES COLLECTED	1,076,114.68
Civil Defense & Disaster Control	1,500.00	Reserve For Uncollected Taxes	64,766.05	1975 Taxes Cancelled, Abated or Adjusted	560.00
Environmental Inspection & Control	1,400.00			Transfer to Tax Title Liens or Foreclosed	
Other Public Safety		CAPITAL OUTLAY TOTAL		Balance Outstanding Dec. 31, 1975	81,221.77
PUBLIC WORKS				PRIOR YEARS TAXES OUTSTANDING	
Streets and Drainage	39,793.75	Public Enterprises		Balance January 1, 1975	70,824.17
Sewers and Sewage Processing	73,500.00	Recreation—Culture		Collected in 1975	68,431.28
Garbage and Trash Disposal	46,048.12	Public Works		Cancelled, Abated or Adjusted 1975	
Public Buildings and Grounds	19,895.00	Buildings and Grounds		Transfers to Tax Title Liens or Foreclosed	
Other Public Works	825.00	Library and Education		Balance December 31, 1975	2,392.89
HEALTH and WELFARE		Conservation		TAX TITLE LIENS OUTSTANDING	
Health Services Except Environmental	900.00	All Other		Balance January 1, 1975	10,781.61
Welfare-Public Assistance	1,900.00			Transfer From Taxes	
Hospitals, Clinics, First Aid		CAPITAL DEBT AUTHORIZED, DECEMBER 31, 1975		Redeemed in 1975	
Animal, Insect, & Rodent Control		ISSUED AND UNISSUED GROSS DEBT NET DEBT		Cancelled, Abated or Adjusted (1975)	
Other Welfare Services		School 2,511,540	1,427,167	Transfers to Foreclosed Property	
RECREATION and CONSERVATION		Self-Liquidating		Balance December 31, 1975	10,781.61
Beaches and Boardwalks		Other 4,652	4,652	PROPERTY ACQUIRED BY DEED OR	
Parks, Playgrounds, Shade Trees,		Total 2,516,192	1,431,819	FORECLOSURE	
Land Reclamation & Conservation				Balance January 1, 1975	
Other Recreational Services	9,850.00	ISSUED AND OUTSTANDING		Transfers From Taxes or Liens	
EDUCATION (excluding schools)		School 2,511,540.00		Sale for Cash (1975)	
Libraries		Self-Liquidating		Cancelled, Abated or Adjusted (1975)	
Other Educational Services		Other 2,113.00	2,513,653.00	Balance December 31, 1975	
STATUTORY EXPENDITURES		Total		CURRENT FINANCES DECEMBER 31, 1975	
Pensions & F. I. C. A.	6,050.11	EQUALIZED VALUATION BASIS		ASSETS	
Employee Fringe Benefits		FOR NET DEBT COMPUTATION	28,694,438.67	Cash Dec. 31, 1975	612,906.27
Other Statutory Expenditures		REAL PROPERTY VALUATIONS		Taxes Receivable	83,614.66
CETA And Other Public Employment Programs	29,754.34	Code Class # of Parcels % VAL'N		Tax Title Liens	10,781.61
MUNICIPAL FUNCTIONS TOTAL	489,387.74	1 Vacant Land 177 3.03	643,810.00	Foreclosed Property	
CAPITAL IMPROVEMENTS *MEMO*	1,000.00	2 Residential 738 63.57	13,504,900.00	Emergencies & Other Deferred Charges	45,158.40
DEBT SERVICE		3 Farm 67 5.70	1,210,700.00	State and Federal Aid Receivable	20,763.13
Principal Payments	1,200.00	4a Commercial 27 7.55	1,603,600.00	Other Receivables	9,876.28
Interest Payments	530.00	4b Industrial 2 .37	78,000.00	Total	783,100.35
		4c Apartments 5 19.79	4,203,200.00	LIABILITIES, RESERVES, AND SURPLUS	
		Total 1016	21,244,210.00	Cash Liabilities	495,033.77
DEFERRED CHARGES	37,678.95	Land Area 5.63 Sq. Miles		Reserves for Receivables	104,272.55
SCHOOL, COUNTY, SPECIAL DISTRICT TAXES	1,037,766.77	Net Valuation Taxable-Municipal	21,468,483.00	Surplus Dec. 31, 1975	183,794.03
RESERVE FOR UNCOLLECTED TAXES	64,766.05	Net Valuation Taxable-County	33,702,486.00	Total	783,100.35
EXPENDITURES TOTAL	1,631,329.51	State Equalized Valuation	36,464,998.00		
		State Equalization Ratio	58.62		

1311

Population 1970 **14,715**
 Population 1975 **12,660**
 S & P Rating
 Moody Rating **BAA**

General Tax Rate Per \$100. **3.64**
 State Equalized Tax Rate **2.37**

EATONTOWN BOROUGH — MONMOUTH CO.
 Form of Government:
 Borough Council
 Number of Members on Governing Body 6

PER CAPITA:
 Gross Debt **436.55**
 Net Debt **262.88**
 Debt Service **18.60**
 Total Tax Levy **327.88**
 Municipal Expenditures **203.97**

PER CENT:
 Gross Debt **4.02**
 Net Debt **2.42**
 Tax Levy Collected **94.27**
 Tax Levy Cancelled, Abated or Adjusted **.63**

EXPENDITURES		REVENUES-REALIZED		1975 PROPERTY TAX	
GENERAL GOVERNMENT				STATE EQUALIZED TAX RATE	
Governing Body & Public Boards		1975 Property Taxes Collected	3,922,541.12	Local District School Taxes	.70
Municipal Clerk		1975 Payments in Lieu of Taxes		Regional & Consolidated School Tax	.56
Financial Administration	26,930.00	Delinquent Tax & Lien Collections	102,117.18	School Taxes in Municipal Budget	
Assessment of Taxes	30,175.00	Business Personalty Replacement Taxes	194,921.64	County Taxes	.58
Collection of Taxes	21,605.00	Taxes from Public Utilities	258,790.80	County Library Taxes	.02
Planning, Housing & Development	32,998.69	Other Miscellaneous Tax Revenues		Local Municipal Purpose Taxes	.49
Human Resources		State Aid Revenues	18,484.86	Veteran & Senior Citizen Taxes	.02
Elections	2,300.00	Federal Aid Revenues	190,717.35	Total Taxes for Rate Computation	2.37
General Administration (other)	208,051.17	State and Local Fiscal Assistance Act Utilized	161,125.00	Special District Taxes	
JUDICIARY		Sale of Acquired Property	7,380.24	Bank Stock Taxes	7,349.68
Municipal Courts	27,886.95	Other Miscellaneous Revenues	249,072.67	Added and Omitted Taxes	321,002.35
PUBLIC SAFETY		Total	5,105,150.86	Total Taxes Levied - ABSTRACT	4,150,952.56
Fire Protection	49,540.00	Prior Years Surplus Appropriated	650,000.00	Total Taxes Billed	4,161,032.56
Police Protection	478,740.39	REVENUES TOTAL	5,755,150.86	1975 TAXES COLLECTED	3,922,541.12
Civil Defense & Disaster Control	1,875.00	Reserve For Uncollected Taxes	387,198.85	1975 Taxes Cancelled, Abated or Adjusted	26,067.26
Environmental Inspection & Control	23,831.29	CAPITAL OUTLAY TOTAL	261,562.26	Transfer to Tax Title Liens or Foreclosed	15,805.07
Other Public Safety				Balance Outstanding Dec. 31, 1975	196,619.11
PUBLIC WORKS				PRIOR YEARS TAXES OUTSTANDING	
Streets and Drainage	330,305.26	Public Enterprises		Balance January 1 1975	109,810.28
Sewers and Sewage Processing		Recreation—Culture		Collected in 1975	97,000.28
Garbage and Trash Disposal	17,634.20	Public Works	261,562.26	Cancelled, Abated or Adjusted 1975	
Public Buildings and Grounds	64,550.00	Buildings and Grounds		Transfers to Tax Title Liens or Foreclosed	9,355.61
Other Public Works	12,700.00	Library and Education		Balance December 31, 1975	3,454.39
HEALTH and WELFARE		Conservation		TAX TITLE LIENS OUTSTANDING	
Health Services Except Environmental	33,817.00	All Other		Balance January 1, 1975	59,259.77
Welfare-Public Assistance	6,875.00	CAPITAL DEBT AUTHORIZED, DECEMBER 31, 1975		Transfer From Taxes	26,304.73
Hospitals, Clinics, First Aid		ISSUED AND UNISSUED		Redeemed in 1975	5,116.90
Animal, Insect, & Rodent Control	5,000.00	School	2,009,613	Cancelled, Abated or Adjusted (1975)	
Other Welfare Services		Self-liquidating		Transfers to Foreclosed Property	13,910.44
RECREATION and CONSERVATION		Other	3,517,100	Balance December 31, 1975	66,537.16
Beaches and Boardwalks		Total	5,526,713	PROPERTY ACQUIRED BY DEED OR FORECLOSURE	
Parks, Playgrounds, Shade Trees	170,388.82	ISSUED AND OUTSTANDING		Balance January 1, 1975	168,079.80
Land Reclamation & Conservation	8,500.00	School	2,009,613.00	Transfers From Taxes or Liens	13,910.44
Other Recreational Services	29,950.00	Self-liquidating		Sale for Cash (1975)	7,380.24
EDUCATION (excluding schools)		Other	2,419,150.00	Cancelled, Abated or Adjusted (1975)	36,000.00
Libraries	13,220.00	Total	4,428,763.00	Balance December 31, 1975	138,610.00
Other Educational Services		EQUALIZED VALUATION BASIS		CURRENT FINANCES DECEMBER 31, 1975	
STATUTORY EXPENDITURES		FOR NET DEBT COMPUTATION	137,369,631.67	ASSETS	
Pensions & F. I. C. A.	81,292.47	REAL PROPERTY VALUATIONS		Cash Dec. 31, 1975	1,136,874.65
Employee Fringe Benefits	33,425.00	Code Class # of Parcels % VAL'N		Taxes Receivable	200,073.50
Other Statutory Expenditures		1 Vacant Land 309 6.74	6,998,145.00	Tax Title Liens	66,537.16
CETA And Other Public Employment Programs	235,692.40	2 Residential 1517 32.87	34,105,221.00	Foreclosed Property	138,610.00
MUNICIPAL FUNCTIONS TOTAL	1,947,283.64	3 Farm 5 .08	77,500.00	Emergencies & Other Deferred Charges	92,414.47
CAPITAL IMPROVEMENTS *MEMO*	30,000.00	4a Commercial 150 36.03	37,389,379.00	State and Federal Aid Receivable	62,571.62
DEBT SERVICE		4b Industrial 12 3.83	3,976,800.00	Other Receivables	24,631.10
Principal Payments	115,500.00	4c Apartments 19 20.44	21,213,900.00	Total	1,721,712.50
Interest Payments	120,000.00	Total 2012	103,760,945.00	LIABILITIES, RESERVES, AND SURPLUS	
DEFERRED CHARGES	12,250.00	Land Area 5.80 Sq. Miles		Cash Liabilities	364,638.15
SCHOOL, COUNTY, SPECIAL DISTRICT TAXES	3,022,783.35	Net Valuation Taxable-Municipal	106,155,356.00	Reserves for Receivables	429,851.76
RESERVE FOR UNCOLLECTED TAXES	387,198.85	Net Valuation Taxable-County	151,433,846.00	Surplus Dec. 31, 1975	927,222.59
EXPENDITURES TOTAL	5,605,015.84	State Equalized Valuation	161,102,628.00	Total	1,721,712.50
		State Equalization Ratio	65.38		

0213

Population 1970 4,995
 Population 1975 5,125
 S & P Rating A
 Moody Rating A

General Tax Rate Per \$100. 2.42
 State Equalized Tax Rate 2.51

EDGEWATER BOROUGH – BERGEN CO.
 Form of Government:
 Borough Council
 Number of Members on Governing Body 6

PER CAPITA:
 Gross Debt 112.68
 Net Debt 112.68
 Debt Service 16.26
 Total Tax Levy 544.90
 Municipal Expenditures 512.25

PER CENT:
 Gross Debt .54
 Net Debt .54
 Tax Levy Collected 76.91
 Tax Levy Cancelled, Abated or Adjusted .20

EXPENDITURES		REVENUES-REALIZED		1975 PROPERTY TAX	
GENERAL GOVERNMENT		1975 Property Taxes Collected		STATE EQUALIZED TAX RATE	
Governing Body & Public Boards	7,500.00	2,151,555.51		Local District School Taxes .88 972,727.50	
Municipal Clerk				Regional & Consolidated School Tax	
Financial Administration	10,308.00	444,188.94		School Taxes in Municipal Budget	
Assessment of Taxes	9,330.00	709,443.41		County Taxes .43 470,702.54	
Collection of Taxes	13,443.00	104,866.83		County Library Taxes	
Planning, Housing & Development	7,750.00	15,770.05		Local Municipal Purpose Taxes 1.18 1,306,825.93	
Human Resources	4,000.00	13,835.08		Veteran & Senior Citizen Taxes .02 19,110.00	
Elections	3,500.00	66,178.37		Total Taxes for Rate Computation 2.51 2,769,365.97	
General Administration (other)	137,757.50	288,219.97		Special District Taxes	
JUDICIARY		3,794,058.16		Bank Stock Taxes 5,783.41	
Municipal Courts	9,150.00	21,000.00		Added and Omitted Taxes 36,588.53	
PUBLIC SAFETY		3,815,058.16		Total Taxes Levied - ABSTRACT 2,792,627.91	
Fire Protection	453,354.00	543,569.26		Total Taxes Billed 2,797,477.57	
Police Protection	371,654.48	43,202.04		1975 TAXES COLLECTED	
Civil Defense & Disaster Control	950.00			1975 Taxes Cancelled, Abated or Adjusted 5,672.60	
Environmental Inspection & Control	4,400.00			Transfer to Tax Title Liens or Foreclosed 65,042.94	
Other Public Safety				Balance Outstanding Dec. 31, 1975 575,206.52	
PUBLIC WORKS				PRIOR YEARS TAXES OUTSTANDING	
Streets and Drainage	222,295.00			Balance January 1, 1975 387,518.06	
Sewers and Sewage Processing	177,694.15			Collected in 1975 322,684.65	
Garbage and Trash Disposal	98,378.37			Cancelled, Abated or Adjusted 1975	
Public Buildings and Grounds	35,500.00			Transfers to Tax Title Liens or Foreclosed 34,635.90	
Other Public Works				Balance December 31, 1975 30,197.51	
HEALTH and WELFARE				TAX TITLE LIENS OUTSTANDING	
Health Services Except Environmental	25,738.00			Balance January 1, 1975 131,756.91	
Welfare-Public Assistance	38,332.50			Transfer From Taxes 103,965.04	
Hospitals, Clinics, First Aid	1,000.00			Redeemed in 1975 121,504.29	
Animal, Insect, & Rodent Control	2,500.00			Cancelled, Abated or Adjusted (1975)	
Other Welfare Services				Transfers to Foreclosed Property	
RECREATION and CONSERVATION				Balance December 31, 1975 114,217.66	
Beaches and Boardwalks	4,500.00			PROPERTY ACQUIRED BY DEED OR	
Parks, Playgrounds, Shade Trees				FORECLOSURE	
Land Reclamation & Conservation	35,400.00			Balance January 1, 1975 382,175.00	
Other Recreational Services				Transfers From Taxes or Liens	
EDUCATION (excluding schools)				Sale for Cash (1975)	
Libraries	46,700.00			Cancelled, Abated or Adjusted (1975)	
Other Educational Services				Balance December 31, 1975 382,175.00	
STATUTORY EXPENDITURES				CURRENT FINANCES DECEMBER 31, 1975	
Pensions & F. I. C. A.	143,000.00			ASSETS	
Employee Fringe Benefits	39,000.00			Cash Dec. 31, 1975 434,199.76	
Other Statutory Expenditures				Taxes Receivable 605,404.03	
CETA And Other Public Employment Programs	13,835.08			Tax Title Liens 114,217.66	
MUNICIPAL FUNCTIONS TOTAL	1,916,970.08			Foreclosed Property 382,175.00	
CAPITAL IMPROVEMENTS *MEMO*	35,000.00			Emergencies & Other Deferred Charges 28,171.29	
DEBT SERVICE				State and Federal Aid Receivable 5,077.02	
Principal Payments	70,000.00			Other Receivables 50,557.54	
Interest Payments	13,325.50			Total 1,619,802.30	
DEFERRED CHARGES	81,436.09			LIABILITIES, RESERVES, AND SURPLUS	
SCHOOL, COUNTY, SPECIAL DISTRICT TAXES	1,443,430.04			Cash Liabilities 203,448.54	
RESERVE FOR UNCOLLECTED TAXES	543,569.26			Reserves for Receivables 1,152,354.23	
EXPENDITURES TOTAL	4,068,730.97			Surplus Dec. 31, 1975 263,999.53	
				Total 1,619,802.30	

Population 1970	7,430
Population 1975	8,545
S & P Rating	
Moody Rating	A

General Tax Rate Per \$100. **3.08**
State Equalized Tax Rate **3.14**

- Form of Government: CO.
Township Committee
Number of Members on Governing Body 5

PER CAPITA:		PER CENT:	
Gross Debt	247.43	Gross Debt	2.39
Net Debt	81.95	Net Debt	.79
Debt Service	7.05	Tax Levy Collected	88.99
Total Tax Levy	355.20	Tax Levy Cancelled, Abated or Adjusted	4.31
Municipal Expenditures	124.67		

EXPENDITURES		REVENUES-REALIZED		1975 PROPERTY TAX	
GENERAL GOVERNMENT				STATE EQUALIZED TAX RATE	
Governing Body & Public Boards	1,000.00	1975 Property Taxes Collected		Local District School Taxes	2.12
Municipal Clerk		1975 Payments in Lieu of Taxes		Regional & Consolidated School Tax	
Financial Administration	8,000.00	Delinquent Tax & Lien Collections		School Taxes in Municipal Budget	
Assessment of Taxes	8,050.00	Business Personalty Replacement Taxes		County Taxes	.57
Collection of Taxes	6,364.00	Taxes from Public Utilities		County Library Taxes	.02
Planning, Housing & Development	6,450.00	Other Miscellaneous Tax Revenues		Local Municipal Purpose Taxes	.39
Human Resources		State Aid Revenues		Veteran & Senior Citizen Taxes	.04
Elections		Federal Aid Revenues		Total Taxes for Rate Computation	3.14
General Administration (other)	91,946.00	State and Local Fiscal Assistance Act Utilized		Special District Taxes	
JUDICIARY		Sale of Acquired Property		Bank Stock Taxes	
Municipal Courts	26,700.00	Other Miscellaneous Revenues		Added and Omitted Taxes	
PUBLIC SAFETY		Total		Total Taxes Levied - ABSTRACT	
Fire Protection	1,500.00	Prior Years Surplus Appropriated		Total Taxes Billed	
Police Protection	175,238.00	REVENUES		1975 TAXES COLLECTED	
Civil Defense & Disaster Control	1,900.00	Reserve For Uncollected Taxes		1975 Taxes Cancelled, Abated or Adjusted	
Environmental Inspection & Control	4,550.00	CAPITAL OUTLAY		Transfer to Tax Title Liens or Foreclosed	
Other Public Safety		TOTAL		Balance Outstanding Dec. 31, 1975	
PUBLIC WORKS				PRIOR YEARS TAXES OUTSTANDING	
Streets and Drainage	120,087.00	Public Enterprises		Balance January 1, 1975	
Sewers and Sewage Processing		Recreation—Culture		Collected in 1975	
Garbage and Trash Disposal	70,000.00	Public Works		Cancelled, Abated or Adjusted 1975	
Public Buildings and Grounds	18,100.00	Buildings and Grounds		Transfers to Tax Title Liens or Foreclosed	
Other Public Works		Library and Education		Balance December 31, 1975	
HEALTH and WELFARE		Conservation		TAX TITLE LIENS OUTSTANDING	
Health Services Except Environmental	2,050.00	All Other		Balance January 1, 1975	
Welfare-Public Assistance	3,380.00	CAPITAL DEBT AUTHORIZED, DECEMBER 31, 1975		Transfer From Taxes	
Hospitals, Clinics, First Aid		ISSUED AND UNISSUED		Redeemed in 1975	
Animal, Insect, & Rodent Control	250.00	GROSS DEBT		Cancelled, Abated or Adjusted (1975)	
Other Welfare Services		NET DEBT		Transfers to Foreclosed Property	
RECREATION and CONSERVATION				Balance December 31, 1975	
Beaches and Boardwalks				PROPERTY ACQUIRED BY DEED OR	
Parks, Playgrounds, Shade Trees	35,595.00			FORECLOSURE	
Land Reclamation & Conservation				Balance January 1, 1975	
Other Recreational Services	16,775.00			Transfers From Taxes or Liens	
EDUCATION (excluding schools)				Sale for Cash (1975)	
Libraries	850.00			Cancelled, Abated or Adjusted (1975)	
Other Educational Services				Balance December 31, 1975	
STATUTORY EXPENDITURES				CURRENT FINANCES DECEMBER 31, 1975	
Pensions & F. I. C. A.	33,000.00			ASSETS	
Employee Fringe Benefits	11,000.00			Cash Dec. 31, 1975	
Other Statutory Expenditures				Taxes Receivable	
CETA And Other Public Employment Programs	38,650.00			Tax Title Liens	
MUNICIPAL FUNCTIONS	681,435.00			Foreclosed Property	
CAPITAL IMPROVEMENTS	15,000.00			Emergencies & Other Deferred Charges	
DEBT SERVICE				State and Federal Aid Receivable	
Principal Payments	25,000.00			Other Receivables	
Interest Payments	35,200.00			Total	
DEFERRED CHARGES	21,060.00			LIABILITIES, RESERVES, AND SURPLUS	
SCHOOL, COUNTY, SPECIAL DISTRICT TAXES	2,649,723.06			Cash Liabilities	
RESERVE FOR UNCOLLECTED TAXES	302,640.00			Reserves for Receivables	
EXPENDITURES	3,715,058.06			Surplus Dec. 31, 1975	
				Total	

1205

Population 1970 **67,415**
 Population 1975 **70,390**
 S & P Rating **AA**
 Moody Rating **AA**

General Tax Rate Per \$100. **3.32**
 State Equalized Tax Rate **2.83**

EDISON TOWNSHIP — MIDDLESEX CO.

Form of Government:

Mayor-Council Plan E (OMCL50)

Number of Members on Governing Body 7

PER CAPITA:

Gross Debt **493.64**
 Net Debt **189.06**
 Debt Service **40.60**
 Total Tax Levy **465.23**
 Municipal Expenditures **237.75**

PER CENT:

Gross Debt **3.28**
 Net Debt **1.26**
 Tax Levy Collected **96.86**
 Tax Levy Cancelled, Abated or Adjusted **.15**

EXPENDITURES		REVENUES-REALIZED		1975 PROPERTY TAX	
GENERAL GOVERNMENT				STATE EQUALIZED TAX RATE 1.84	
Governing Body & Public Boards	34,525.00	1975 Property Taxes Collected	31,764,146.51	Local District School Taxes	20,580,525.00
Municipal Clerk	62,849.44	1975 Payments in Lieu of Taxes		Regional & Consolidated School Tax	
Financial Administration	256,158.56	Delinquent Tax & Lien Collections	692,855.24	School Taxes in Municipal Budget	.17
Assessment of Taxes	83,726.04	Business Personalty Replacement Taxes	875,462.71	County Taxes	.60
Collection of Taxes	59,542.00	Taxes from Public Utilities	5,627,925.47	County Library Taxes	
Planning, Housing & Development	40,446.00	Other Miscellaneous Tax Revenues		Local Municipal Purpose Taxes	.19
Human Resources		State Aid Revenues	225,801.56	Veteran & Senior Citizen Taxes	.03
Elections		Federal Aid Revenues	505,382.17	Total Taxes for Rate Computation	2.83
General Administration (other)	588,586.27	State and Local Fiscal Assistance Act Utilized	768,500.00	Special District Taxes	
JUDICIARY		Sale of Acquired Property	93,975.88	Bank Stock Taxes	
Municipal Courts	95,327.57	Other Miscellaneous Revenues	1,738,193.61	Added and Omitted Taxes	
PUBLIC SAFETY		Total	42,292,243.15	Total Taxes Levied - ABSTRACT	32,747,442.98
Fire Protection	1,730,750.27	Prior Years Surplus Appropriated	2,400,000.00	Total Taxes Billed	32,794,637.93
Police Protection	2,871,554.90	REVENUES TOTAL	44,692,243.15	1975 TAXES COLLECTED	31,764,146.51
Civil Defense & Disaster Control	7,250.00	Reserve For Uncollected Taxes	1,639,140.00	1975 Taxes Cancelled, Abated or Adjusted	50,058.96
Environmental Inspection & Control	115,005.71	CAPITAL OUTLAY TOTAL	1,615,495.36	Transfer to Tax Title Liens or Foreclosed	16,576.44
Other Public Safety		Public Enterprises	88,745.60	Balance Outstanding Dec. 31, 1975	963,856.02
PUBLIC WORKS		Recreation—Culture	136,309.97	PRIOR YEARS TAXES OUTSTANDING	
Streets and Drainage	1,457,251.48	Public Works	1,390,439.79	Balance January 1, 1975	1,176,143.09
Sewers and Sewage Processing	719,223.47	Buildings and Grounds		Collected in 1975	676,691.52
Garbage and Trash Disposal	150,132.45	Library and Education		Cancelled, Abated or Adjusted 1975	8,081.82
Public Buildings and Grounds	666,514.93	Conservation		Transfers to Tax Title Liens or Foreclosed	1,608.21
Other Public Works	87,000.00	All Other		Balance December 31, 1975	489,761.54
HEALTH and WELFARE		CAPITAL DEBT AUTHORIZED, DECEMBER 31, 1975		TAX TITLE LIENS OUTSTANDING	
Health Services Except Environmental	272,836.34	ISSUED AND UNISSUED		Balance January 1, 1975	211,518.56
Welfare-Public Assistance	18,890.79	School	21,059,000	Transfer From Taxes	18,438.40
Hospitals, Clinics, First Aid	27,400.00	Self-liquidating	768,000	Redeemed in 1975	16,163.72
Animal, Insect, & Rodent Control		Other	12,920,247	Cancelled, Abated or Adjusted (1975)	813.80
Other Welfare Services		Total	34,747,247	Transfers to Foreclosed Property	21,136.28
RECREATION and CONSERVATION		ISSUED AND OUTSTANDING		Balance December 31, 1975	191,843.16
Beaches and Boardwalks		School	20,624,000.00	PROPERTY ACQUIRED BY DEED OR FORECLOSURE	
Parks, Playgrounds, Shade Trees		Self-Liquidating	469,000.00	Balance January 1, 1975	448,131.60
Land Reclamation & Conservation		Other	9,013,000.00	Transfers From Taxes or Liens	21,136.28
Other Recreational Services	265,002.12	Total	30,106,000.00	Sale for Cash (1975)	93,975.88
EDUCATION (excluding schools)		EQUALIZED VALUATION BASIS FOR NET DEBT COMPUTATION	1,060,184,348.33	Cancelled, Abated or Adjusted (1975)	
Libraries	430,749.83	REAL PROPERTY VALUATIONS		Balance December 31, 1975	375,292.00
Other Educational Services		Code Class # of Parcels % VAL'N		CURRENT FINANCES DECEMBER 31, 1975	
STATUTORY EXPENDITURES				ASSETS	
Pensions & F. I. C. A.	735,000.00	1 Vacant Land 1949 2.66	25,151,900.00	Cash Dec. 31, 1975	4,354,341.31
Employee Fringe Benefits	281,000.00	2 Residential 14889 54.25	513,142,400.00	Taxes Receivable	1,453,617.56
Other Statutory Expenditures		3 Farm 24 .10	943,200.00	Tax Title Liens	191,843.16
CETA And Other Public Employment Programs	1,004,712.00	4a Commercial 886 11.60	109,756,900.00	Foreclosed Property	375,292.00
MUNICIPAL FUNCTIONS TOTAL	12,061,435.17	4b Industrial 324 24.91	235,644,218.00	Emergencies & Other Deferred Charges	70,621.58
CAPITAL IMPROVEMENTS *MEMO*		4c Apartments 88 6.48	61,269,100.00	State and Federal Aid Receivable	289,388.50
DEBT SERVICE		Total 18160	945,907,718.00	Other Receivables	30,818.36
Principal Payments	1,638,000.00	Land Area 30.65 Sq. Miles		Total	6,765,922.47
Interest Payments	1,219,522.75	Net Valuation Taxable-Municipal	955,921,698.00	LIABILITIES, RESERVES, AND SURPLUS	
TYPE I SCHL DEBT *MEMO*	2,073,821.25	Net Valuation Taxable-County	1,259,767,146.00	Cash Liabilities	2,322,204.08
DEFERRED CHARGES	177,119.46	State Equalized Valuation	1,117,349,657.00	Reserves for Receivables	2,051,571.08
SCHOOL, COUNTY, SPECIAL DISTRICT TAXES	30,204,326.13	State Equalization Ratio	85.47	Surplus Dec. 31, 1975	2,392,147.31
RESERVE FOR UNCOLLECTED TAXES	1,639,140.00			Total	6,765,922.47
EXPENDITURES TOTAL	46,939,543.51				

1971/3000

0107

Population 1970 **4,315**
 Population 1975 **4,455**
 S & P Rating
 Moody Rating

General Tax Rate Per \$100. **7.36**
 State Equalized Tax Rate **4.07**

EGG HARBOR CITY – ATLANTIC CO.

Form of Government:

Special Charter (P.L. 1858 c.152)

Number of Members on Governing Body 9

PER CAPITA:

Gross Debt **68.92**
 Net Debt **38.66**
 Debt Service **2.81**
 Total Tax Levy **283.51**
 Municipal Expenditures **173.65**

PER CENT:

Gross Debt **1.21**
 Net Debt **.68**
 Tax Levy Collected **94.93**
 Tax Levy Cancelled, Abated or Adjusted **.23**

EXPENDITURES		REVENUES-REALIZED		1975 PROPERTY TAX	
GENERAL GOVERNMENT				STATE EQUALIZED TAX RATE 4.07	
Governing Body & Public Boards	6,750.00	1975 Property Taxes Collected		Local District School Taxes	334,408.50
Municipal Clerk		1,201,032.16		Regional & Consolidated School Tax	370,556.80
Financial Administration	6,500.00	1975 Payments in Lieu of Taxes		School Taxes in Municipal Budget	
Assessment of Taxes	8,500.00	Delinquent Tax & Lien Collections		County Taxes	233,125.43
Collection of Taxes	19,873.00	Business Personalty Replacement Taxes		County Library Taxes	3,657.37
Planning, Housing & Development	7,400.00	Taxes from Public Utilities		Local Municipal Purpose Taxes	301,164.37
Human Resources	3,500.00	Other Miscellaneous Tax Revenues		Veteran & Senior Citizen Taxes	33,000.00
Elections	800.00	State Aid Revenues		Total Taxes for Rate Computation	1,275,912.47
General Administration (other)	74,475.00	Federal Aid Revenues		Special District Taxes	
JUDICIARY		State and Local Fiscal Assistance Act Utilized		Bank Stock Taxes	3,899.65
Municipal Courts	13,064.00	Sale of Acquired Property		Added and Omitted Taxes	16,211.08
PUBLIC SAFETY		Other Miscellaneous Revenues		Total Taxes Levied - ABSTRACT	1,263,023.20
Fire Protection	22,300.00	Total		Total Taxes Billed	1,265,139.08
Police Protection	155,800.00	Prior Years Surplus Appropriated		1975 TAXES COLLECTED	1,201,032.16
Civil Defense & Disaster Control	600.00	REVENUES TOTAL		1975 Taxes Cancelled, Abated or Adjusted	2,968.88
Environmental Inspection & Control	2,350.00	Reserve For Uncollected Taxes		Transfer to Tax Title Liens or Foreclosed	13,903.29
Other Public Safety		CAPITAL OUTLAY TOTAL		Balance Outstanding Dec. 31, 1975	47,234.75
PUBLIC WORKS				PRIOR YEARS TAXES OUTSTANDING	
Streets and Drainage	94,000.00	Public Enterprises		Balance January 1, 1975	56,150.90
Sewers and Sewage Processing		Recreation—Culture		Collected in 1975	52,738.31
Garbage and Trash Disposal	37,000.00	Public Works		Cancelled, Abated or Adjusted 1975	
Public Buildings and Grounds	29,240.00	Buildings and Grounds		Transfers to Tax Title Liens or Foreclosed	3,412.59
Other Public Works	16,930.00	Library and Education		Balance December 31, 1975	
HEALTH and WELFARE		Conservation		TAX TITLE LIENS OUTSTANDING	
Health Services Except Environmental	3,400.00	All Other		Balance January 1, 1975	174,003.48
Welfare-Public Assistance	1,500.00	CAPITAL DEBT AUTHORIZED, DECEMBER 31, 1975		Transfer From Taxes	17,841.38
Hospitals, Clinics, First Aid	2,000.00	ISSUED AND UNISSUED GROSS DEBT NET DEBT		Redeemed in 1975	3,586.58
Animal, Insect, & Rodent Control	4,500.00	School 134,795		Cancelled, Abated or Adjusted (1975)	
Other Welfare Services		Self-liquidating 150,000		Transfers to Foreclosed Property	9,490.39
RECREATION and CONSERVATION		Other 22,250		Balance December 31, 1975	178,767.89
Beaches and Boardwalks		Total 307,045		PROPERTY ACQUIRED BY DEED OR FORECLOSURE	
Parks, Playgrounds, Shade Trees	12,376.00	ISSUED AND OUTSTANDING		Balance January 1, 1975	94,471.41
Land Reclamation & Conservation		School 134,795.00		Transfers From Taxes or Liens	9,490.39
Other Recreational Services	1,900.00	Self-Liquidating 150,000.00		Sale for Cash (1975)	17,101.62
EDUCATION (excluding schools)		Other 22,250.00		Cancelled, Abated or Adjusted (1975)	
Libraries	2,720.00	Total 307,045.00		Balance December 31, 1975	86,860.18
Other Educational Services		EQUALIZED VALUATION BASIS		CURRENT FINANCES DECEMBER 31, 1975	
STATUTORY EXPENDITURES		FOR NET DEBT COMPUTATION		ASSETS	
Pensions & F. I. C. A.	29,306.36	REAL PROPERTY VALUATIONS		Cash Dec. 31, 1975	553,957.97
Employee Fringe Benefits	21,975.00	Code Class # of Parcels % VAL'N		Taxes Receivable	47,234.75
Other Statutory Expenditures		ASSESSED VALUATION		Tax Title Liens	178,767.89
CETA And Other Public Employment Programs	54,401.47	1 Vacant Land 969 2.41		Foreclosed Property	86,860.18
MUNICIPAL FUNCTIONS TOTAL	633,160.83	2 Residential 1146 64.88		Emergencies & Other Deferred Charges	16,831.00
CAPITAL IMPROVEMENTS *MEMO*	10,000.00	3 Farm		State and Federal Aid Receivable	5,685.25
DEBT SERVICE		4a Commercial 130 18.51		Other Receivables	17,790.57
Principal Payments	11,000.00	4b Industrial 15 7.76		Total	907,127.61
Interest Payments	1,500.00	4c Apartments 5 6.44		LIABILITIES, RESERVES, AND SURPLUS	
DEFERRED CHARGES	36,747.48	Total 2265		Cash Liabilities	376,884.58
SCHOOL, COUNTY, SPECIAL DISTRICT TAXES	941,748.10	Land Area 10.89 Sq. Miles		Reserves for Receivables	330,653.39
RESERVE FOR UNCOLLECTED TAXES	91,205.12	Net Valuation Taxable-Municipal		Surplus Dec. 31, 1975	199,589.64
EXPENDITURES TOTAL	1,715,361.53	Net Valuation Taxable-County		Total	907,127.61
		State Equalized Valuation			
		State Equalization Ratio			

0108

Population 1970 **10,020**
 Population 1975 **12,470**
 S & P Rating
 Moody Rating

General Tax Rate Per \$100. **3.33**
 State Equalized Tax Rate **2.23**

EGG HARBOR TOWNSHIP — ATLANTIC CO.
 Form of Government:
 Township Committee
 Number of Members on Governing Body 5

PER CAPITA:
 Gross Debt **386.26**
 Net Debt **2.25**
 Debt Service
 Total Tax Levy **340.98**
 Municipal Expenditures **247.26**

PER CENT:
 Gross Debt **3.40**
 Net Debt **.02**
 Tax Levy Collected **92.32**
 Tax Levy Cancelled, Abated or Adjusted **.18**

EXPENDITURES		REVENUES-REALIZED		1975 PROPERTY TAX	
GENERAL GOVERNMENT				STATE EQUALIZED TAX RATE	
Governing Body & Public Boards		1975 Property Taxes Collected	3,932,036.99	Local District School Taxes	1,767,170.36
Municipal Clerk		1975 Payments in Lieu of Taxes		Regional & Consolidated School Tax	953,663.19
Financial Administration	21,000.00	Delinquent Tax & Lien Collections	276,314.94	School Taxes in Municipal Budget	
Assessment of Taxes	70,000.00	Business Personalty Replacement Taxes	66,366.80	County Taxes	1,409,378.03
Collection of Taxes	77,500.00	Taxes from Public Utilities	1,463,708.83	County Library Taxes	22,158.54
Planning, Housing & Development	37,000.00	Other Miscellaneous Tax Revenues		Local Municipal Purpose Taxes	-7,990.34
Human Resources		State Aid Revenues	15,513.50	Veteran & Senior Citizen Taxes	63,610.00
Elections	4,250.00	Federal Aid Revenues	42,201.64	Total Taxes for Rate Computation	4,207,989.78
General Administration (other)	175,550.00	State and Local Fiscal Assistance Act Utilized	191,442.99	Special District Taxes	
JUDICIARY		Sale of Acquired Property	35,346.00	Bank Stock Taxes	7,990.34
Municipal Courts	60,000.00	Other Miscellaneous Revenues	683,867.74	Added and Omitted Taxes	99,616.10
PUBLIC SAFETY		Total	6,706,799.43	Total Taxes Levied - ABSTRACT	4,251,986.22
Fire Protection	64,000.00	Prior Years Surplus Appropriated	1,410,000.00	Total Taxes Billed	4,258,976.83
Police Protection	434,000.00	REVENUES TOTAL	8,116,799.43	1975 TAXES COLLECTED	3,932,036.99
Civil Defense & Disaster Control	18,000.00	Reserve For Uncollected Taxes	504,203.63	1975 Taxes Cancelled, Abated or Adjusted	7,768.63
Environmental Inspection & Control	41,500.00	CAPITAL OUTLAY TOTAL	196,913.63	Transfer to Tax Title Liens or Foreclosed	64,406.76
Other Public Safety				Balance Outstanding Dec. 31, 1975	254,764.45
PUBLIC WORKS				PRIOR YEARS TAXES OUTSTANDING	
Streets and Drainage	383,500.99	Public Enterprises		Balance January 1, 1975	239,320.27
Sewers and Sewage Processing		Recreation—Culture		Collected in 1975	218,382.02
Garbage and Trash Disposal	100,000.00	Public Works	196,913.63	Cancelled, Abated or Adjusted 1975	444.42
Public Buildings and Grounds	30,000.00	Buildings and Grounds		Transfers to Tax Title Liens or Foreclosed	18,171.15
Other Public Works		Library and Education		Balance December 31, 1975	2,322.68
HEALTH and WELFARE		Conservation		TAX TITLE LIENS OUTSTANDING	
Health Services Except Environmental	2,000.00	All Other		Balance January 1, 1975	188,377.75
Welfare-Public Assistance	4,600.00			Transfer From Taxes	84,332.94
Hospitals, Clinics, First Aid	1,000.00			Redeemed in 1975	57,932.92
Animal, Insect, & Rodent Control	13,500.00			Cancelled, Abated or Adjusted (1975)	
Other Welfare Services	19,000.00			Transfers to Foreclosed Property	24,463.46
RECREATION and CONSERVATION				Balance December 31, 1975	190,314.31
Beaches and Boardwalks	200.00			PROPERTY ACQUIRED BY DEED OR	
Parks, Playgrounds, Shade Trees	22,000.00			FORECLOSURE	
Land Reclamation & Conservation				Balance January 1, 1975	440,373.43
Other Recreational Services	5,000.00			Transfers From Taxes or Liens	24,463.46
EDUCATION (excluding schools)				Sale for Cash (1975)	
Libraries				Cancelled, Abated or Adjusted (1975)	46,626.00
Other Educational Services	840,000.00			Balance December 31, 1975	418,210.89
STATUTORY EXPENDITURES				CURRENT FINANCES DECEMBER 31, 1975	
Pensions & F. I. C. A.	73,500.00			ASSETS	
Employee Fringe Benefits	38,000.00			Cash Dec. 31, 1975	2,426,724.53
Other Statutory Expenditures				Taxes Receivable	257,087.13
CETA And Other Public Employment Programs	38,589.00			Tax Title Liens	190,314.31
MUNICIPAL FUNCTIONS TOTAL	2,573,689.99			Foreclosed Property	418,210.89
CAPITAL IMPROVEMENTS *MEMO*	300,000.00			Emergencies & Other Deferred Charges	6,000.00
DEBT SERVICE				State and Federal Aid Receivable	37,000.00
Principal Payments				Other Receivables	17,259.96
Interest Payments				Total	3,352,596.82
DEFERRED CHARGES	5,429.30			LIABILITIES, RESERVES, AND SURPLUS	
SCHOOL, COUNTY, SPECIAL DISTRICT TAXES	4,152,370.12			Cash Liabilities	828,624.17
RESERVE FOR UNCOLLECTED TAXES	504,203.63			Reserves for Receivables	882,872.29
EXPENDITURES TOTAL	7,235,693.04			Surplus Dec. 31, 1975	1,641,100.36
				Total	3,352,596.82

2004

Population 1970 **112,905**
 Population 1975 **114,795**
 S & P Rating
 Moody Rating **A**

General Tax Rate Per \$100. **6.34**
 State Equalized Tax Rate **3.96**

ELIZABETH CITY — UNION CO.

Form of Government:

Mayor-Council Plan F (OMCL50)

Number of Members on Governing Body 9

PER CAPITA:

Gross Debt **518.66**
 Net Debt **113.20**
 Debt Service **27.29**
 Total Tax Levy **319.51**
 Municipal Expenditures **286.09**

PER CENT:

Gross Debt **6.86**
 Net Debt **1.50**
 Tax Levy Collected **95.91**
 Tax Levy Cancelled, Abated or Adjusted **.24**

EXPENDITURES		REVENUES-REALIZED		1975 PROPERTY TAX	
GENERAL GOVERNMENT				STATE EQUALIZED TAX RATE → 2.06	
Governing Body & Public Boards	150,184.00	1975 Property Taxes Collected	35,209,583.72	Local District School Taxes	19,002,304.37
Municipal Clerk	71,516.00	1975 Payments in Lieu of Taxes	63,242.22	Regional & Consolidated School Tax	
Financial Administration	235,369.00	Delinquent Tax & Lien Collections	983,155.30	School Taxes in Municipal Budget	1,374,974.75
Assessment of Taxes	100,114.00	Business Personalty Replacement Taxes	2,351,482.01	County Taxes	4,454,174.60
Collection of Taxes	163,635.00	Taxes from Public Utilities	3,607,507.97	County Library Taxes	
Planning, Housing & Development	248,580.00	Other Miscellaneous Tax Revenues	6,888.60	Local Municipal Purpose Taxes	11,338,781.75
Human Resources	1,584,816.00	State Aid Revenues	3,201,063.18	Veteran & Senior Citizen Taxes	322,250.00
Elections	19,900.00	Federal Aid Revenues	3,119,841.00	Total Taxes for Rate Computation	36,492,485.47
General Administration (other)	1,301,551.23	State and Local Fiscal Assistance Act Utilized	1,729,843.04	Special District Taxes	
JUDICIARY		Sale of Acquired Property	4,410.00	Bank Stock Taxes	78,128.89
Municipal Courts	155,856.00	Other Miscellaneous Revenues	2,854,360.41	Added and Omitted Taxes	429,855.54
PUBLIC SAFETY		Total	53,131,377.45	Total Taxes Levied - ABSTRACT	36,678,219.90
Fire Protection	4,476,762.12	Prior Years Surplus Appropriated	2,100,000.00	Total Taxes Billed	36,710,449.07
Police Protection	5,154,808.00	REVENUES TOTAL	55,231,377.45	1975 TAXES COLLECTED	35,209,583.72
Civil Defense & Disaster Control	17,390.00	Reserve For Uncollected Taxes	1,355,509.21	1975 Taxes Cancelled, Abated or Adjusted	86,814.89
Environmental Inspection & Control	346,806.00	CAPITAL OUTLAY TOTAL	6,308,154.15	Transfer to Tax Title Liens or Foreclosed	82,476.84
Other Public Safety				Balance Outstanding Dec. 31, 1975	1,331,618.62
PUBLIC WORKS				PRIOR YEARS TAXES OUTSTANDING	
Streets and Drainage	1,859,477.00	Public Enterprises		Balance January 1, 1975	2,517,559.39
Sewers and Sewage Processing	466,412.00	Recreation—Culture		Collected in 1975	799,078.37
Garbage and Trash Disposal	1,502,525.00	Public Works	2,380,870.74	Cancelled, Abated or Adjusted 1975	31,575.03
Public Buildings and Grounds	1,018,048.00	Buildings and Grounds	1,183,763.58	Transfers to Tax Title Liens or Foreclosed	34,815.37
Other Public Works	153,000.00	Library and Education	2,743,519.83	Balance December 31, 1975	1,652,090.62
HEALTH and WELFARE		Conservation		TAX TITLE LIENS OUTSTANDING	
Health Services Except Environmental	685,663.08	All Other		Balance January 1, 1975	328,939.62
Welfare-Public Assistance	631,863.00	CAPITAL DEBT AUTHORIZED, DECEMBER 31, 1975		Transfer From Taxes	114,127.09
Hospitals, Clinics, First Aid		ISSUED AND UNISSUED		Redeemed in 1975	184,076.93
Animal, Insect, & Rodent Control		School	44,336,800	Cancelled, Abated or Adjusted (1975)	7,071.60
Other Welfare Services	65,000.00	Self-liquidating		Transfers to Foreclosed Property	61,296.15
RECREATION and CONSERVATION		Other	15,202,874	Balance December 31, 1975	190,622.03
Beaches and Boardwalks		Total	59,539,674	PROPERTY ACQUIRED BY DEED OR FORECLOSURE	
Parks, Playgrounds, Shade Trees		ISSUED AND OUTSTANDING		Balance January 1, 1975	177,503.01
Land Reclamation & Conservation		School	19,621,800.00	Transfers From Taxes or Liens	69,716.39
Other Recreational Services	643,362.42	Self-Liquidating		Sale for Cash (1975)	4,410.00
EDUCATION (excluding schools)		Other	13,720,384.00	Cancelled, Abated or Adjusted (1975)	
Libraries	805,000.00	Total	33,342,184.00	Balance December 31, 1975	242,809.40
Other Educational Services		EQUALIZED VALUATION BASIS		CURRENT FINANCES DECEMBER 31, 1975	
STATUTORY EXPENDITURES		FOR NET DEBT COMPUTATION	867,742,890.67	ASSETS	
Pensions & F. I. C. A.	2,244,449.49	REAL PROPERTY VALUATIONS		Cash Dec. 31, 1975	7,080,260.99
Employee Fringe Benefits	690,000.00	Code Class # of Parcels % VAL'N		Taxes Receivable	2,983,709.24
Other Statutory Expenditures		1 Vacant Land 767 1.98	11,107,300.00	Tax Title Liens	190,622.03
CETA And Other Public Employment Programs	3,253,664.00	2 Residential 13649 42.13	236,445,800.00	Foreclosed Property	242,809.40
MUNICIPAL FUNCTIONS TOTAL	28,045,751.34	3 Farm		Emergencies & Other Deferred Charges	795,092.62
CAPITAL IMPROVEMENTS *MEMO*	100,000.00	4a Commercial 2179 21.99	123,401,300.00	State and Federal Aid Receivable	959,251.22
DEBT SERVICE		4b Industrial 227 16.08	90,230,700.00	Other Receivables	1,460,056.01
Principal Payments	1,785,459.00	4c Apartments 468 17.83	100,054,600.00	Total	13,711,801.51
Interest Payments	1,347,061.26	Total 17310	561,239,700.00	LIABILITIES, RESERVES, AND SURPLUS	
TYPE I SCHL DEBT -MEMO	1,712,832.73	Land Area 11.69 Sq. Miles		Cash Liabilities	6,684,553.05
DEFERRED CHARGES	307,657.92	Net Valuation Taxable-Municipal	576,099,600.00	Reserves for Receivables	4,877,196.68
SCHOOL, COUNTY, SPECIAL DISTRICT TAXES	24,831,453.72	Net Valuation Taxable-County	946,137,932.00	Surplus Dec. 31, 1975	2,150,051.78
RESERVE FOR UNCOLLECTED TAXES	1,355,509.21	State Equalized Valuation	920,546,396.00	Total	13,711,801.51
EXPENDITURES TOTAL	57,672,892.45	State Equalization Ratio	62.57		

1971/3000

* ABOVE DEBT SERVICE INCLUDES TYPE I SCHOOL DEBT

0804

Population 1970 **2,720**
 Population 1975 **2,900**
 S & P Rating
 Moody Rating

General Tax Rate Per \$100. **4.03**
 State Equalized Tax Rate **2.22**

ELK TOWNSHIP — GLOUCESTER CO.

Form of Government:

Township Committee

Number of Members on Governing Body 3

PER CAPITA:

Gross Debt **48.34**
 Net Debt
 Debt-Service **.24**
 Total Tax Levy **218.15**
 Municipal Expenditures **87.58**

PER CENT:

Gross Debt **.57**
 Net Debt
 Tax Levy Collected **88.60**
 Tax Levy Cancelled, Abated or Adjusted **.60**

EXPENDITURES		REVENUES-REALIZED		1975 PROPERTY TAX	
GENERAL GOVERNMENT				STATE EQUALIZED TAX RATE 2.21	
Governing Body & Public Boards		1975 Property Taxes Collected	561,047.85	Local District School Taxes .83	240,542.00
Municipal Clerk		1975 Payments in Lieu of Taxes		Regional & Consolidated School Tax .76	219,838.66
Financial Administration	5,100.00	Delinquent Tax & Lien Collections	64,754.21	School Taxes in Municipal Budget	
Assessment of Taxes	3,700.00	Business Personalty Replacement Taxes	11,219.09	County Taxes	162,177.16
Collection of Taxes	6,400.00	Taxes from Public Utilities	80,289.51	County Library Taxes	
Planning, Housing & Development	5,050.00	Other Miscellaneous Tax Revenues		Local Municipal Purpose Taxes	-469.45
Human Resources	500.00	State Aid Revenues	1,670.00	Veteran & Senior Citizen Taxes .06	18,580.00
Elections	1,150.00	Federal Aid Revenues		Total Taxes for Rate Computation 2.21	640,668.37
General Administration (other)	18,000.00	State and Local Fiscal Assistance Act Utilized	39,034.92	Special District Taxes	
JUDICIARY		Sale of Acquired Property	36,250.00	Bank Stock Taxes	469.45
Municipal Courts	6,800.00	Other Miscellaneous Revenues	40,275.48	Added and Omitted Taxes	10,069.96
PUBLIC SAFETY		Total	834,541.06	Total Taxes Levied - ABSTRACT	632,627.78
Fire Protection	6,000.00	Prior Years Surplus Appropriated	63,865.48	Total Taxes Billed	633,231.68
Police Protection	50,984.92	REVENUES TOTAL	898,406.54	1975 TAXES COLLECTED	561,047.85
Civil Defense & Disaster Control	200.00	Reserve For Uncollected Taxes	81,200.00	1975 Taxes Cancelled, Abated or Adjusted	3,792.22
Environmental Inspection & Control	1,850.00			Transfer to Tax Title Liens or Foreclosed	5,584.69
Other Public Safety				Balance Outstanding Dec. 31, 1975	62,806.92
PUBLIC WORKS		CAPITAL OUTLAY TOTAL		PRIOR YEARS TAXES OUTSTANDING	
Streets and Drainage	44,750.00	Public Enterprises		Balance January 1, 1975	63,032.51
Sewers and Sewage Processing		Recreation—Culture		Collected in 1975	55,512.33
Garbage and Trash Disposal	8,000.00	Public Works		Cancelled, Abated or Adjusted 1975	328.10
Public Buildings and Grounds	3,800.00	Buildings and Grounds		Transfers to Tax Title Liens or Foreclosed	6,122.29
Other Public Works		Library and Education		Balance December 31, 1975	1,069.79
HEALTH and WELFARE		Conservation		TAX TITLE LIENS OUTSTANDING	
Health Services Except Environmental	600.00	All Other		Balance January 1, 1975	12,249.05
Welfare-Public Assistance	2,000.00			Transfer From Taxes	12,074.84
Hospitals, Clinics, First Aid		CAPITAL DEBT AUTHORIZED, DECEMBER 31, 1975		Redeemed in 1975	9,241.88
Animal, Insect, & Rodent Control	1,600.00	ISSUED AND UNISSUED GROSS DEBT NET DEBT		Cancelled, Abated or Adjusted (1975)	428.46
Other Welfare Services		School	140,175	Transfers to Foreclosed Property	
RECREATION and CONSERVATION		Self-liquidating		Balance December 31, 1975	14,653.55
Beaches and Boardwalks		Other		PROPERTY ACQUIRED BY DEED OR	
Parks, Playgrounds, Shade Trees		Total	140,175	FORECLOSURE	
Land Reclamation & Conservation				Balance January 1, 1975	153,719.00
Other Recreational Services	1,000.00	ISSUED AND OUTSTANDING		Transfers From Taxes or Liens	
EDUCATION (excluding schools)		School	140,175.00	Sale for Cash (1975)	36,250.00
Libraries		Self-Liquidating		Cancelled, Abated or Adjusted (1975)	
Other Educational Services		Other		Balance December 31, 1975	117,469.00
STATUTORY EXPENDITURES		Total	140,175.00	CURRENT FINANCES DECEMBER 31, 1975	
Pensions & F. I. C. A.	4,600.00	EQUALIZED VALUATION BASIS		ASSETS	
Employee Fringe Benefits		FOR NET DEBT COMPUTATION	24,788,985.33	Cash Dec. 31, 1975	332,124.42
Other Statutory Expenditures		REAL PROPERTY VALUATIONS		Taxes Receivable	63,876.71
CETA And Other Public Employment Programs		Code Class # of Parcels % VAL'N		Tax Title Liens	14,653.55
MUNICIPAL FUNCTIONS TOTAL	172,084.92	1 Vacant Land 436 4.54	701,425.00	Foreclosed Property	117,469.00
CAPITAL IMPROVEMENTS *MEMO*	5,000.00	2 Residential 820 62.50	9,654,200.00	Emergencies & Other Deferred Charges	
DEBT SERVICE		3 Farm 360 29.86	4,613,500.00	State and Federal Aid Receivable	10,347.80
Principal Payments		4a Commercial 21 3.09	477,100.00	Other Receivables	4,393.29
Interest Payments	700.00	4b Industrial		Total	542,864.77
DEFERRED CHARGES		4c Apartments		LIABILITIES, RESERVES, AND SURPLUS	
SCHOOL, COUNTY, SPECIAL DISTRICT TAXES	622,557.82	Total 1637	15,446,225.00	Cash Liabilities	37,577.89
RESERVE FOR UNCOLLECTED TAXES	81,200.00	Land Area 19.60 Sq. Miles	15,902,204.00	Reserves for Receivables	200,392.55
EXPENDITURES TOTAL	876,542.74	Net Valuation Taxable-Municipal	27,786,123.00	Surplus Dec. 31, 1975	304,894.33
		Net Valuation Taxable-County	28,484,087.00	Total	542,864.77
		State Equalized Valuation	55.11		
		State Equalization Ratio			

1702

Population 1970 1,595
 Population 1975 1,670
 S & P Rating
 Moody Rating

General Tax Rate Per \$100. 2.80
 State Equalized Tax Rate 2.89

ELMER BOROUGH — SALEM CO.

Form of Government:
 Borough Council
 Number of Members on Governing Body 6

PER CAPITA: 403.59
 Gross Debt
 Net Debt
 Debt Service
 Total Tax Levy 223.35
 Municipal Expenditures 95.21
 PER CENT: 6.72
 Gross Debt
 Net Debt
 Tax Levy Collected 97.53
 Tax Levy Cancelled, Abated or Adjusted .05

EXPENDITURES		REVENUES-REALIZED		1975 PROPERTY TAX	
GENERAL GOVERNMENT				STATE EQUALIZED TAX RATE	
Governing Body & Public Boards				Local District School Taxes	1.67
Municipal Clerk				Regional & Consolidated School Tax	
Financial Administration	3,500.00	1975 Property Taxes Collected	364,684.80	School Taxes in Municipal Budget	
Assessment of Taxes	1,500.00	1975 Payments in Lieu of Taxes		County Taxes	.77
Collection of Taxes	2,400.00	Delinquent Tax & Lien Collections	4,116.80	County Library Taxes	
Planning, Housing & Development	250.00	Business Personalty Replacement Taxes	14,230.04	Local Municipal Purpose Taxes	.37
Human Resources		Taxes from Public Utilities	27,013.30	Veteran & Senior Citizen Taxes	.08
Elections	300.00	Other Miscellaneous Tax Revenues		Total Taxes for Rate Computation	2.89
General Administration (other)	17,800.00	State Aid Revenues	8,546.58	Special District Taxes	
JUDICIARY		Federal Aid Revenues		Bank Stock Taxes	
Municipal Courts	2,100.00	State and Local Fiscal Assistance Act Utilized	17,042.94	Added and Omitted Taxes	
PUBLIC SAFETY		Sale of Acquired Property		Total Taxes Levied - ABSTRACT	
Fire Protection	21,850.00	Other Miscellaneous Revenues	10,905.33	Total Taxes Billed	372,996.77
Police Protection	27,300.00		446,539.79	1975 TAXES COLLECTED	373,907.63
Civil Defense & Disaster Control	250.00	Prior Years Surplus Appropriated	45,000.00	1975 Taxes Cancelled, Abated or Adjusted	364,684.80
Environmental Inspection & Control		REVENUES TOTAL	491,539.79	Transfer to Tax Title Liens or Foreclosed	197.60
Other Public Safety		Reserve For Uncollected Taxes	15,093.48	Balance Outstanding Dec. 31, 1975	
PUBLIC WORKS		CAPITAL OUTLAY TOTAL	106,244.60		9,025.23
Streets and Drainage	28,933.50			PRIOR YEARS TAXES OUTSTANDING	
Sewers and Sewage Processing		Public Enterprises	105,050.60	Balance January 1, 1975	4,249.59
Garbage and Trash Disposal	17,042.94	Recreation—Culture		Collected in 1975	4,116.80
Public Buildings and Grounds	11,100.00	Public Works		Cancelled, Abated or Adjusted 1975	
Other Public Works		Buildings and Grounds	1,194.00	Transfers to Tax Title Liens or Foreclosed	
HEALTH and WELFARE		Library and Education		Balance December 31, 1975	132.79
Health Services Except Environmental	600.00	Conservation		TAX TITLE LIENS OUTSTANDING	
Welfare-Public Assistance	200.00	All Other		Balance January 1, 1975	
Hospitals, Clinics, First Aid	900.00			Transfer From Taxes	
Animal, Insect, & Rodent Control	400.00			Redeemed in 1975	
Other Welfare Services				Cancelled, Abated or Adjusted (1975)	
RECREATION and CONSERVATION				Transfers to Foreclosed Property	
Beaches and Boardwalks				Balance December 31, 1975	
Parks, Playgrounds, Shade Trees	2,900.00			PROPERTY ACQUIRED BY DEED OR	
Land Reclamation & Conservation				FORECLOSURE	
Other Recreational Services	800.00			Balance January 1, 1975	
EDUCATION (excluding schools)				Transfers From Taxes or Liens	
Libraries	1,000.00			Sale for Cash (1975)	
Other Educational Services				Cancelled, Abated or Adjusted (1975)	
STATUTORY EXPENDITURES				Balance December 31, 1975	
Pensions & F. I. C. A.	2,775.00			CURRENT FINANCES DECEMBER 31, 1975	
Employee Fringe Benefits				ASSETS	
Other Statutory Expenditures				Cash Dec. 31, 1975	147,947.10
CETA And Other Public Employment Programs				Taxes Receivable	9,158.02
MUNICIPAL FUNCTIONS TOTAL	143,901.44			Tax Title Liens	
CAPITAL IMPROVEMENTS *MEMO*	7,500.00			Foreclosed Property	
DEBT SERVICE				Emergencies & Other Deferred Charges	
Principal Payments				State and Federal Aid Receivable	20,897.72
Interest Payments				Other Receivables	253.00
DEFERRED CHARGES				Total	178,255.84
SCHOOL, COUNTY, SPECIAL DISTRICT TAXES	315,136.56			LIABILITIES, RESERVES, AND SURPLUS	
RESERVE FOR UNCOLLECTED TAXES	15,093.48			Cash Liabilities	42,639.14
EXPENDITURES TOTAL	474,131.48			Reserves for Receivables	9,411.02
				Surplus Dec. 31, 1975	126,205.68
				Total	178,255.84

0211

Population 1970 **20,530**
 Population 1975 **20,900**
 S & P Rating
 Moody Rating **A-1**

General Tax Rate Per \$100. **3.61**
 State Equalized Tax Rate **1.94**

ELMWOOD PARK BOROUGH — BERGEN CO.
 Form of Government:
 Borough Council
 Number of Members on Governing Body 6

PER CAPITA:
 Gross Debt **186.60**
 Net Debt **91.50**
 Debt Service **7.13**
 Total Tax Levy **262.84**
 Municipal Expenditures **128.52**

PER CENT:
 Gross Debt **1.48**
 Net Debt **.72**
 Tax Levy Collected **97.87**
 Tax Levy Cancelled, Abated or Adjusted **.06**

EXPENDITURES		REVENUES-REALIZED		1975 PROPERTY TAX	
GENERAL GOVERNMENT				STATE EQUALIZED TAX RATE 1.18	
Governing Body & Public Boards	7,200.00	1975 Property Taxes Collected	5,384,552.17	Local District School Taxes	3,382,568.50
Municipal Clerk		1975 Payments in Lieu of Taxes		Regional & Consolidated School Tax	
Financial Administration	21,607.50	Delinquent Tax & Lien Collections	101,914.80	School Taxes in Municipal Budget	
Assessment of Taxes	15,675.00	Business Personalty Replacement Taxes	369,987.92	County Taxes	1,085,471.77
Collection of Taxes	56,510.00	Taxes from Public Utilities	333,102.03	County Library Taxes	
Planning, Housing & Development	5,400.00	Other Miscellaneous Tax Revenues		Local Municipal Purpose Taxes	975,406.29
Human Resources	2,150.00	State Aid Revenues	6,780.70	Veteran & Senior Citizen Taxes	116,530.00
Elections	2,000.00	Federal Aid Revenues	116,711.70	Total Taxes for Rate Computation	1.94
General Administration (other)	172,944.94	State and Local Fiscal Assistance Act Utilized	188,294.20	Special District Taxes	
JUDICIARY		Sale of Acquired Property		Bank Stock Taxes	12,756.19
Municipal Courts	27,076.15	Other Miscellaneous Revenues	326,906.20	Added and Omitted Taxes	37,126.81
PUBLIC SAFETY		Total	6,828,249.72	Total Taxes Levied - ABSTRACT	5,493,329.56
Fire Protection	63,345.00	Prior Years Surplus Appropriated	210,400.00	Total Taxes Billed	5,501,764.32
Police Protection	677,730.00	REVENUES TOTAL	7,038,649.72	1975 TAXES COLLECTED	5,384,552.17
Civil Defense & Disaster Control	440.00	Reserve For Uncollected Taxes	202,950.22	1975 Taxes Cancelled, Abated or Adjusted	3,213.73
Environmental Inspection & Control	17,670.00			Transfer to Tax Title Liens or Foreclosed	906.12
Other Public Safety	1,000.00	CAPITAL OUTLAY TOTAL	725,701.06	Balance Outstanding Dec. 31, 1975	113,092.30
PUBLIC WORKS				PRIOR YEARS TAXES OUTSTANDING	
Streets and Drainage	313,817.21	Public Enterprises	522,267.66	Balance January 1, 1975	143,024.64
Sewers and Sewage Processing	104,658.00	Recreation—Culture		Collected in 1975	101,914.80
Garbage and Trash Disposal	243,333.30	Public Works	201,695.99	Cancelled, Abated or Adjusted 1975	
Public Buildings and Grounds	41,137.45	Buildings and Grounds	1,737.41	Transfers to Tax Title Liens or Foreclosed	
Other Public Works		Library and Education		Balance December 31, 1975	41,109.84
HEALTH and WELFARE		Conservation		TAX TITLE LIENS OUTSTANDING	
Health Services Except Environmental	62,795.00	All Other		Balance January 1, 1975	4,818.26
Welfare-Public Assistance	6,030.00	CAPITAL DEBT AUTHORIZED, DECEMBER 31, 1975		Transfer From Taxes	906.12
Hospitals, Clinics, First Aid		ISSUED AND UNISSUED		Redeemed in 1975	
Animal, Insect, & Rodent Control		School	717,000	Cancelled, Abated or Adjusted (1975)	
Other Welfare Services	2,000.00	Self-Liquidating	1,270,714	Transfers to Foreclosed Property	
RECREATION and CONSERVATION		Other	1,912,285	Balance December 31, 1975	5,724.38
Beaches and Boardwalks		Total	3,899,999	PROPERTY ACQUIRED BY DEED OR FORECLOSURE	
Parks, Playgrounds, Shade Trees	2,425.00	ISSUED AND OUTSTANDING		Balance January 1, 1975	268,200.00
Land Reclamation & Conservation		School	717,000.00	Transfers From Taxes or Liens	
Other Recreational Services	79,200.00	Self-Liquidating	1,269,500.00	Sale for Cash (1975)	
EDUCATION (excluding schools)		Other	1,845,500.00	Cancelled, Abated or Adjusted (1975)	
Libraries	67,912.00	Total	3,832,000.00	Balance December 31, 1975	268,200.00
Other Educational Services		EQUALIZED VALUATION BASIS		CURRENT FINANCES DECEMBER 31, 1975	
STATUTORY EXPENDITURES		FOR NET DEBT COMPUTATION	263,894,853.33	ASSETS	
Pensions & F. I. C. A.	123,302.72	REAL PROPERTY VALUATIONS		Cash Dec. 31, 1975	203,414.53
Employee Fringe Benefits	38,400.00	Code Class # of Parcels % VAL'N		Taxes Receivable	154,202.14
Other Statutory Expenditures		1 Vacant Land 201 1.81	2,774,345.00	Tax Title Liens	5,724.38
CETA and Other Public Employment Programs	116,711.70	2 Residential 4336 65.84	100,900,500.00	Foreclosed Property	268,200.00
MUNICIPAL FUNCTIONS TOTAL	2,272,470.97	3 Farm 13 .30	460,850.00	Emergencies & Other Deferred Charges	41,858.20
CAPITAL IMPROVEMENTS MEMO*	7,500.00	4a Commercial 180 10.32	15,807,950.00	State and Federal Aid Receivable	31,074.43
DEBT SERVICE		4b Industrial 67 15.51	23,763,250.00	Other Receivables	26,822.24
Principal Payments	100,000.00	4c Apartments 18 6.22	9,538,100.00	Total	731,295.92
Interest Payments	49,119.25	Total 4815	153,244,995.00	LIABILITIES, RESERVES, AND SURPLUS	
DEFERRED CHARGES	61,437.64	Land Area 2.50 Sq. Miles		Cash Liabilities	192,341.42
SCHOOL, COUNTY, SPECIAL DISTRICT TAXES	4,468,040.27	Net Valuation Taxable-Municipal	154,233,795.00	Reserves for Receivables	454,948.76
RESERVE FOR UNCOLLECTED TAXES	202,950.22	Net Valuation Taxable-County	289,345,619.00	Surplus Dec. 31, 1975	84,005.74
EXPENDITURES TOTAL	7,154,018.35	State Equalized Valuation	285,673,218.00	Total	731,295.92
		State Equalization Ratio	53.83		

1703

Population 1970 1,205
 Population 1975 1,215
 S & P Rating
 Moody Rating

General Tax Rate Per \$100. 3.22
 State Equalized Tax Rate 2.93

ELSBORO TOWNSHIP — SALEM CO.

Form of Government:

Township Committee

Number of Members on Governing Body 3

PER CAPITA:

Gross Debt 79.84
 Net Debt
 Debt Service
 Total Tax Levy 302.46
 Municipal Expenditures 102.51

PER CENT:

Gross Debt .97
 Net Debt
 Tax Levy Collected 83.72
 Tax Levy Cancelled, Abated or Adjusted 1.67

EXPENDITURES		REVENUES-REALIZED		1975 PROPERTY TAX	
GENERAL GOVERNMENT				STATE EQUALIZED TAX RATE — 2.07	
Governing Body & Public Boards		1975 Property Taxes Collected	308,952.17	Local District School Taxes	266,722.00
Municipal Clerk		1975 Payments in Lieu of Taxes		Regional & Consolidated School Tax	
Financial Administration	5,435.00	Delinquent Tax & Lien Collections	34,293.65	School Taxes in Municipal Budget	
Assessment of Taxes	2,200.00	Business Personality Replacement Taxes	5,856.38	County Taxes	89,424.17
Collection of Taxes	3,105.00	Taxes from Public Utilities	46,346.08	County Library Taxes	
Planning, Housing & Development	300.00	Other Miscellaneous Tax Revenues		Local Municipal Purpose Taxes	9,782.97
Human Resources		State Aid Revenues	2,423.00	Veteran & Senior Citizen Taxes	10,980.00
Elections		Federal Aid Revenues		Total Taxes for Rate Computation	376,909.14
General Administration (other)	13,385.00	State and Local Fiscal Assistance Act Utilized	5,158.00	Special District Taxes	
JUDICIARY		Sale of Acquired Property		Bank Stock Taxes	
Municipal Courts	3,530.00	Other Miscellaneous Revenues	16,286.68	Added and Omitted Taxes	1,560.10
PUBLIC SAFETY		Total	418,415.96	Total Taxes Levied - ABSTRACT	367,489.24
Fire Protection	4,725.00	Prior Years Surplus Appropriated	37,000.00	Total Taxes Billed	367,973.94
Police Protection	4,890.00	REVENUES TOTAL	455,415.96	1975 TAXES COLLECTED	308,052.17
Civil Defense & Disaster Control	600.00	Reserve For Uncollected Taxes	50,967.44	1975 Taxes Cancelled, Abated or Adjusted	6,129.36
Environmental Inspection & Control	550.00			Transfer to Tax Title Liens or Foreclosed	730.94
Other Public Safety				Balance Outstanding Dec. 31, 1975	53,061.47
PUBLIC WORKS		CAPITAL OUTLAY TOTAL		PRIOR YEARS TAXES OUTSTANDING	
Streets and Drainage	11,406.00	Public Enterprises		Balance January 1, 1975	32,742.10
Sewers and Sewage Processing		Recreation—Culture		Collected in 1975	32,379.71
Garbage and Trash Disposal	18,224.00	Public Works		Cancelled, Abated or Adjusted 1975	
Public Buildings and Grounds		Buildings and Grounds		Transfers to Tax Title Liens or Foreclosed	362.39
Other Public Works		Library and Education		Balance December 31, 1975	
HEALTH and WELFARE		Conservation		TAX TITLE LIENS OUTSTANDING	
Health Services Except Environmental	190.00	All Other		Balance January 1, 1975	6,594.73
Welfare-Public Assistance	505.00			Transfer From Taxes	1,156.79
Hospitals, Clinics, First Aid	200.00	CAPITAL DEBT AUTHORIZED, DECEMBER 31, 1975		Redeemed in 1975	1,913.94
Animal, Insect, & Rodent Control		ISSUED AND UNISSUED GROSS DEBT NET DEBT		Cancelled, Abated or Adjusted (1975)	
Other Welfare Services		School 97,000		Transfers to Foreclosed Property	
RECREATION and CONSERVATION		Self-liquidating		Balance December 31, 1975	5,837.58
Beaches and Boardwalks		Other		PROPERTY ACQUIRED BY DEED OR	
Parks, Playgrounds, Shade Trees		Total 97,000		FORECLOSURE	
Land Reclamation & Conservation		ISSUED AND OUTSTANDING		Balance January 1, 1975	
Other Recreational Services		School 97,000.00		Transfers From Taxes or Liens	
EDUCATION (excluding schools)		Self-Liquidating		Sale for Cash (1975)	
Libraries		Other		Cancelled, Abated or Adjusted (1975)	
Other Educational Services		Total 97,000.00		Balance December 31, 1975	
STATUTORY EXPENDITURES		EQUALIZED VALUATION BASIS		CURRENT FINANCES DECEMBER 31, 1975	
Pensions & F. I. C. A.	1,252.32	FOR NET DEBT COMPUTATION	9,971,848.67	ASSETS	
Employee Fringe Benefits		REAL PROPERTY VALUATIONS		Cash Dec. 31, 1975	124,743.68
Other Statutory Expenditures		Code Class # of Parcels % VAL'N ASSESSED VALUATION		Taxes Receivable	53,061.47
CETA And Other Public Employment Programs		1 Vacant Land 179 3.28 379,000.00		Tax Title Liens	5,837.58
MUNICIPAL FUNCTIONS TOTAL	70,497.32	2 Residential 494 76.88 8,888,900.00		Foreclosed Property	
CAPITAL IMPROVEMENTS *MEMO*	2,000.00	3 Farm 132 15.42 1,783,460.00		Emergencies & Other Deferred Charges	10,208.32
DEBT SERVICE		4a Commercial 11 4.42 510,900.00		State and Federal Aid Receivable	10,402.29
Principal Payments		4b Industrial		Other Receivables	662.12
Interest Payments		4c Apartments		Total	204,915.46
DEFERRED CHARGES	3,085.06	Total 816 11,562,260.00		LIABILITIES, RESERVES, AND SURPLUS	
SCHOOL, COUNTY, SPECIAL DISTRICT TAXES	356,146.17	Land Area 13.00 Sq. Miles		Cash Liabilities	91,270.46
RESERVE FOR UNCOLLECTED TAXES	50,967.44	Net Valuation Taxable-Municipal	11,718,569.00	Reserves for Receivables	59,561.17
EXPENDITURES TOTAL	480,695.99	Net Valuation Taxable-County	9,630,134.00	Surplus Dec. 31, 1975	54,083.83
		State Equalized Valuation	12,839,789.00	Total	204,915.46
		State Equalization Ratio	91.16		

Population 1970	8,440
Population 1975	8,550
S & P Rating	
Moody Rating	A-1

General Tax Rate Per \$100. **6.16**
State Equalized Tax Rate **3.11**

Form of Government:

Borough Council

Number of Members on Governing Body 6

Gross Debt	344.20
Net Debt	100.78
Debt Service	8.97
Total Tax Levy	448.70
Municipal Expenditures	150.62

Gross Debt	2.57
Net Debt	.75
Tax Levy Collected	96.43
Tax Levy Cancelled, Abated or Adjusted	.79

1971/3000

0215

Population 1970 25,030
 Population 1975 24,565
 S & P Rating AA
 Moody Rating A

General Tax Rate Per \$100. 6.36
 State Equalized Tax Rate 3.83

ENGLEWOOD CITY — BERGEN CO.

Form of Government:

City Charter Act (P.L. 1899 c.52)

Number of Members on Governing Body 5

PER CAPITA:

Gross Debt 704.30
 Net Debt 460.59
 Debt Service 44.77
 Total Tax Levy 633.05
 Municipal Expenditures 471.43

PER CENT:

Gross Debt 4.64
 Net Debt 3.04
 Tax Levy Collected 95.31
 Tax Levy Cancelled, Abated or Adjusted .73

EXPENDITURES		REVENUES-REALIZED		1975 PROPERTY TAX	
GENERAL GOVERNMENT				STATE EQUALIZED TAX RATE 1.77	7,186,458.00
Governing Body & Public Boards	17,600.00	1975 Property Taxes Collected	14,825,149.60	Local District School Taxes	
Municipal Clerk	70,527.00	1975 Payments in Lieu of Taxes	60,495.51	Regional & Consolidated School Tax	
Financial Administration	73,975.00	Delinquent Tax & Lien Collections	633,091.79	School Taxes in Municipal Budget	.13 534,916.50
Assessment of Taxes	37,410.00	Business Personality Replacement Taxes	489,623.77	County Taxes	.38 1,546,377.99
Collection of Taxes	50,430.00	Taxes from Public Utilities	807,749.26	County Library Taxes	
Planning, Housing & Development	42,789.00	Other Miscellaneous Tax Revenues		Local Municipal Purpose Taxes	1.53 6,193,866.02
Human Resources	144,256.00	State Aid Revenues	95,755.90	Veteran & Senior Citizen Taxes	.02 89,495.00
Elections		Federal Aid Revenues	211,961.12	Total Taxes for Rate Computation	3.83 15,551,113.51
General Administration (other)	767,266.00	State and Local Fiscal Assistance Act Utilized	356,812.84	Special District Taxes	
JUDICIARY		Sale of Acquired Property	3,250.00	Bank Stock Taxes	31,972.86
Municipal Courts	87,590.00	Other Miscellaneous Revenues	836,380.54	Added and Omitted Taxes	57,337.46
PUBLIC SAFETY		Total	18,320,270.33	Total Taxes Levied - ABSTRACT	15,550,928.83
Fire Protection	1,112,694.00	Prior Years Surplus Appropriated	1,079,500.00	Total Taxes Billed	15,555,126.25
Police Protection	1,856,145.00	REVENUES TOTAL	19,399,770.33	1975 TAXES COLLECTED	14,825,149.60
Civil Defense & Disaster Control	3,815.00	Reserve For Uncollected Taxes	871,339.28	1975 Taxes Cancelled, Abated or Adjusted	113,444.05
Environmental Inspection & Control	169,909.00	CAPITAL OUTLAY TOTAL	2,736,447.90	Transfer to Tax Title Liens or Foreclosed	61,233.76
Other Public Safety				Balance Outstanding Dec. 31, 1975	555,298.84
PUBLIC WORKS				PRIOR YEARS TAXES OUTSTANDING	
Streets and Drainage	1,611,988.00	Public Enterprises	13,625.04	Balance January 1, 1975	566,326.97
Sewers and Sewage Processing		Recreation—Culture	23,179.62	Collected in 1975	535,400.68
Garbage and Trash Disposal	593,604.00	Public Works	2,533,678.49	Cancelled, Abated or Adjusted 1975	
Public Buildings and Grounds	398,739.00	Buildings and Grounds	964.75	Transfers to Tax Title Liens or Foreclosed	19,502.96
Other Public Works	233,937.00	Library and Education	165,000.00	Balance December 31, 1975	11,423.33
HEALTH and WELFARE		Conservation		TAX TITLE LIENS OUTSTANDING	
Health Services Except Environmental	211,913.90	All Other		Balance January 1, 1975	114,835.30
Welfare-Public Assistance	59,267.00	CAPITAL DEBT AUTHORIZED, DECEMBER 31, 1975		Transfer From Taxes	82,604.66
Hospitals, Clinics, First Aid		ISSUED AND UNISSUED GROSS DEBT NET DEBT		Redeemed in 1975	97,691.11
Animal, Insect, & Rodent Control	23,367.00	School 5,976,650		Cancelled, Abated or Adjusted (1975)	880.00
Other Welfare Services		Self-liquidating 11,324,400	11,314,400	Transfers to Foreclosed Property	
RECREATION and CONSERVATION		Other 17,301,050	11,314,400	Balance December 31, 1975	98,868.85
Beaches and Boardwalks	128,406.00	ISSUED AND OUTSTANDING		PROPERTY ACQUIRED BY DEED OR FORECLOSURE	
Parks, Playgrounds, Shade Trees	4,000.00	School 5,217,000.00		Balance January 1, 1975	153,873.00
Land Reclamation & Conservation	225,358.00	Self-Liquidating 7,456,077.00		Transfers From Taxes or Liens	
Other Recreational Services		Other 12,673,077.00		Sale for Cash (1975)	3,250.00
EDUCATION (excluding schools)		Total		Cancelled, Abated or Adjusted (1975)	
Libraries	368,087.00	EQUALIZED VALUATION BASIS		Balance December 31, 1975	150,623.00
Other Educational Services		FOR NET DEBT COMPUTATION	372,763,623.33	CURRENT FINANCES DECEMBER 31, 1975	
STATUTORY EXPENDITURES		REAL PROPERTY VALUATIONS		ASSETS	
Pensions & F. I. C. A.	707,183.76	Code Class # of Parcels % VAL'N		Cash Dec. 31, 1975	1,710,294.66
Employee Fringe Benefits	195,875.00	1 Vacant Land 305 1.50	3,546,000.00	Taxes Receivable	566,722.17
Other Statutory Expenditures		2 Residential 4902 61.71	146,017,700.00	Tax Title Liens	98,868.85
CETA And Other Public Employment Programs	221,324.21	3 Farm 375 14.20	33,598,800.00	Foreclosed Property	150,623.00
MUNICIPAL FUNCTIONS TOTAL	9,417,455.87	4a Commercial 152 14.26	33,732,900.00	Emergencies & Other Deferred Charges	130,999.52
CAPITAL IMPROVEMENTS *MEMO*	95,000.00	4b Industrial 67 8.34	19,729,400.00	State and Federal Aid Receivable	89,044.00
DEBT SERVICE		Total 5801	236,624,800.00	Other Receivables	104,160.90
Principal Payments	522,964.77	Land Area 4.90 Sq. Miles		Total	2,850,713.10
Interest Payments	576,886.80	Net Valuation Taxable-Municipal	244,572,892.00	LIABILITIES, RESERVES, AND SURPLUS	
TYPE I SCHL DEBT *MEMO	534,916.50	Net Valuation Taxable-County	399,090,370.00	Cash Liabilities	899,778.14
DEFERRED CHARGES	191,925.45	State Equalized Valuation	400,379,213.00	Reserves for Receivables	920,374.92
SCHOOL, COUNTY, SPECIAL DISTRICT TAXES	9,267,752.49	State Equalization Ratio	60.30	Surplus Dec. 31, 1975	1,030,560.04
RESERVE FOR UNCOLLECTED TAXES	871,339.28			Total	2,850,713.10
EXPENDITURES TOTAL	20,848,324.66				

0216

Population 1970 **5,940**
 Population 1975 **5,950**
 S & P Rating
 Moody Rating

General Tax Rate Per \$100. **2.87**
 State Equalized Tax Rate **1.78**

ENGLEWOOD CLIFFS BOROUGH — BERGEN
 Form of Government: CO.
 Borough Council
 Number of Members on Governing Body 6

PER CAPITA:
 Gross Debt **407.06**
 Net Debt **178.15**
 Debt Service **7.58**
 Total Tax Levy **810.10**
 Municipal Expenditures **312.53**

PER CENT:
 Gross Debt **.94**
 Net Debt **.41**
 Tax Levy Collected **95.42**
 Tax Levy Cancelled, Abated or Adjusted **.12**

EXPENDITURES		REVENUES-REALIZED		1975 PROPERTY TAX	
GENERAL GOVERNMENT				STATE EQUALIZED TAX RATE 1.97	
Governing Body & Public Boards	7,500.00	1975 Property Taxes Collected		Local District School Taxes	2,605,753.00
Municipal Clerk		1975 Payments in Lieu of Taxes		Regional & Consolidated School Tax	
Financial Administration	7,500.00	Delinquent Tax & Lien Collections		School Taxes in Municipal Budget	
Assessment of Taxes	14,750.00	Business Personalty Replacement Taxes		County Taxes	1,081,767.30
Collection of Taxes	24,180.00	Taxes from Public Utilities		County Library Taxes	
Planning, Housing & Development	14,300.00	Other Miscellaneous Tax Revenues		Local Municipal Purpose Taxes	1,087,158.20
Human Resources	4,000.00	State Aid Revenues		Veteran & Senior Citizen Taxes	28,460.00
Elections		Federal Aid Revenues		Total Taxes for Rate Computation	4,803,138.50
General Administration (other)	123,775.00	State and Local Fiscal Assistance Act Utilized		Special District Taxes	
JUDICIARY		Sale of Acquired Property		Bank Stock Taxes	7,728.50
Municipal Courts	19,200.00	Other Miscellaneous Revenues		Added and Omitted Taxes	37,659.49
PUBLIC SAFETY		Total		Total Taxes Levied - ABSTRACT	4,820,066.49
Fire Protection	45,080.00	Prior Years Surplus Appropriated		Total Taxes Billed	4,831,752.44
Police Protection	553,550.00	REVENUES TOTAL		1975 TAXES COLLECTED	4,610,661.06
Civil Defense & Disaster Control	250.00	Reserve For Uncollected Taxes		1975 Taxes Cancelled, Abated or Adjusted	5,692.09
Environmental Inspection & Control	8,525.00	CAPITAL OUTLAY TOTAL		Transfer to Tax Title Liens or Foreclosed	427.63
Other Public Safety				Balance Outstanding Dec. 31, 1975	214,971.66
PUBLIC WORKS		Public Enterprises		PRIOR YEARS TAXES OUTSTANDING	
Streets and Drainage	245,716.00	Recreation—Culture		Balance January 1, 1975	92,136.09
Sewers and Sewage Processing	172,518.00	Public Works		Collected in 1975	92,136.09
Garbage and Trash Disposal	72,455.00	Buildings and Grounds		Cancelled, Abated or Adjusted 1975	
Public Buildings and Grounds	36,100.00	Library and Education		Transfers to Tax Title Liens or Foreclosed	
Other Public Works		Conservation		Balance December 31, 1975	
HEALTH and WELFARE		All Other		TAX TITLE LIENS OUTSTANDING	
Health Services Except Environmental	15,365.00	CAPITAL DEBT AUTHORIZED, DECEMBER 31, 1975		Balance January 1, 1975	2,534.36
Welfare-Public Assistance	925.00	ISSUED AND UNISSUED GROSS DEBT NET DEBT		Transfer From Taxes	427.63
Hospitals, Clinics, First Aid	2,500.00	School 1,362,000		Redeemed in 1975	
Animal, Insect, & Rodent Control		Self-liquidating 1,060,000		Cancelled, Abated or Adjusted (1975)	
Other Welfare Services		Other 2,422,000		Transfers to Foreclosed Property	
RECREATION and CONSERVATION		Total 1,060,000		Balance December 31, 1975	2,961.99
Beaches and Boardwalks		ISSUED AND OUTSTANDING		PROPERTY ACQUIRED BY DEED OR	
Parks, Playgrounds, Shade Trees	74,465.00	School 1,362,000.00		FORECLOSURE	
Land Reclamation & Conservation		Self-Liquidating 865,000.00		Balance January 1, 1975	24,628.00
Other Recreational Services	6,000.00	Other 2,227,000.00		Transfers From Taxes or Liens	
EDUCATION (excluding schools)		Total		Sale for Cash (1975)	
Libraries	60,484.00	EQUALIZED VALUATION BASIS		Cancelled, Abated or Adjusted (1975)	
Other Educational Services		FOR NET DEBT COMPUTATION		Balance December 31, 1975	24,628.00
STATUTORY EXPENDITURES		REAL PROPERTY VALUATIONS		CURRENT FINANCES DECEMBER 31, 1975	
Pensions & F. I. C. A.	71,508.00	Code Class # of Parcels % VAL'N		ASSETS	
Employee Fringe Benefits	32,445.00	1 Vacant Land 279 5.73		Cash Dec. 31, 1975	417,890.66
Other Statutory Expenditures		2 Residential 1592 49.38		Taxes Receivable	214,971.66
CETA And Other Public Employment Programs		3 Farm		Tax Title Liens	2,961.99
MUNICIPAL FUNCTIONS TOTAL	1,613,091.00	4a Commercial 97 44.48		Foreclosed Property	24,628.00
CAPITAL IMPROVEMENTS MEMO†	65,000.00	4b Industrial 2 .16		Emergencies & Other Deferred Charges	5,000.00
DEBT SERVICE		4c Apartments 3 .25		State and Federal Aid Receivable	3,669.91
Principal Payments		Total 1973		Other Receivables	2,464.75
Interest Payments	45,080.00	Land Area 1.80 Sq. Miles		Total	671,586.97
DEFERRED CHARGES	9,212.20	Net Valuation Taxable-Municipal		LIABILITIES, RESERVES, AND SURPLUS	
SCHOOL, COUNTY, SPECIAL DISTRICT TAXES	3,687,520.30	Net Valuation Taxable-County		Cash Liabilities	156,286.56
RESERVE FOR UNCOLLECTED TAXES	192,196.00	State Equalized Valuation		Reserves for Receivables	245,026.40
EXPENDITURES TOTAL	5,547,099.50	State Equalization Ratio		Surplus Dec. 31, 1975	270,274.01
				Total	671,586.97

1312

Population 1970 1,065
 Population 1975 1,190
 S & P Rating
 Moody Rating

General Tax Rate Per \$100. 4.36
 State Equalized Tax Rate 2.87

ENGLISHTOWN BOROUGH — MONMOUTH CO.
 Form of Government:
 Borough Council
 Number of Members on Governing Body 6

PER CAPITA: 1,040.09
 Gross Debt 422.54
 Net Debt 12.62
 Debt Service 314.42
 Total Tax Levy 138.80
 Municipal Expenditures

PER CENT: 12.38
 Gross Debt 5.03
 Net Debt 92.58
 Tax Levy Collected
 Tax Levy Cancelled, Abated or Adjusted .11

EXPENDITURES		REVENUES-REALIZED		1975 PROPERTY TAX	
GENERAL GOVERNMENT				STATE EQUALIZED TAX RATE	
Governing Body & Public Boards	2,000.00	1975 Property Taxes Collected	348,752.30	Local District School Taxes	
Municipal Clerk	2,535.00	1975 Payments in Lieu of Taxes		Regional & Consolidated School Tax	2.07
Financial Administration	6,075.00	Delinquent Tax & Lien Collections	16,415.50	School Taxes in Municipal Budget	
Assessment of Taxes	1,600.00	Business Personalty Replacement Taxes	15,410.99	County Taxes	.54
Collection of Taxes	1,000.00	Taxes from Public Utilities	19,880.92	County Library Taxes	.02
Planning, Housing & Development	1,800.00	Other Miscellaneous Tax Revenues		Local Municipal Purpose Taxes	.21
Human Resources		State Aid Revenues	286.50	Veteran & Senior Citizen Taxes	.04
Elections	350.00	Federal Aid Revenues		Total Taxes for Rate Computation	2.88
General Administration (other)	21,000.00	State and Local Fiscal Assistance Act Utilized	17,412.00	Special District Taxes	
JUDICIARY		Sale of Acquired Property		Bank Stock Taxes	
Municipal Courts	3,885.00	Other Miscellaneous Revenues	23,657.76	Added and Omitted Taxes	
PUBLIC SAFETY		Total	441,815.97	Total Taxes Levied - ABSTRACT	374,163.67
Fire Protection	7,000.00	Prior Years Surplus Appropriated	40,000.00	Total Taxes Billed	376,723.67
Police Protection	25,700.00	REVENUES TOTAL	481,815.97	1975 TAXES COLLECTED	348,752.30
Civil Defense & Disaster Control		Reserve For Uncollected Taxes	21,125.24	1975 Taxes Cancelled, Abated or Adjusted	410.00
Environmental Inspection & Control		CAPITAL OUTLAY TOTAL	38,213.54	Transfer to Tax Title Liens or Foreclosed	2,512.86
Other Public Safety				Balance Outstanding Dec. 31, 1975	25,048.51
PUBLIC WORKS				PRIOR YEARS TAXES OUTSTANDING	
Streets and Drainage	15,200.00	Public Enterprises		Balance January 1, 1975	18,642.75
Sewers and Sewage Processing		Recreation—Culture		Collected in 1975	15,890.50
Garbage and Trash Disposal	9,700.00	Public Works	33,855.74	Cancelled, Abated or Adjusted 1975	
Public Buildings and Grounds	7,250.00	Buildings and Grounds	4,357.80	Transfers to Tax Title Liens or Foreclosed	
Other Public Works		Library and Education		Balance December 31, 1975	2,752.25
HEALTH and WELFARE		Conservation		TAX TITLE LIENS OUTSTANDING	
Health Services Except Environmental	1,500.00	All Other		Balance January 1, 1975	8,107.01
Welfare-Public Assistance	300.00	CAPITAL DEBT AUTHORIZED, DECEMBER 31, 1975		Transfer From Taxes	2,512.86
Hospitals, Clinics, First Aid	500.00	ISSUED AND UNISSUED		Redeemed in 1975	525.00
Animal, Insect, & Rodent Control	500.00	School	398,475	Cancelled, Abated or Adjusted (1975)	
Other Welfare Services		Self-Liquidating	170,000	Transfers to Foreclosed Property	
RECREATION and CONSERVATION		Other	669,238	Balance December 31, 1975	10,094.87
Beaches and Boardwalks		Total	1,237,713	PROPERTY ACQUIRED BY DEED OR	
Parks, Playgrounds, Shade Trees				FORECLOSURE	
Land Reclamation & Conservation		ISSUED AND OUTSTANDING		Balance January 1, 1975	
Other Recreational Services	950.00	School	398,475.00	Transfers From Taxes or Liens	
EDUCATION (excluding schools)		Self-Liquidating	170,000.00	Sale for Cash (1975)	
Libraries		Other	432,850.00	Cancelled, Abated or Adjusted (1975)	
Other Educational Services		Total	1,001,325.00	Balance December 31, 1975	
STATUTORY EXPENDITURES		EQUALIZED VALUATION BASIS		CURRENT FINANCES DECEMBER 31, 1975	
Pensions & F. I. C. A.	4,675.00	FOR NET DEBT COMPUTATION	9,997,521.00	ASSETS	
Employee Fringe Benefits		REAL PROPERTY VALUATIONS		Cash Dec. 31, 1975	44,940.39
Other Statutory Expenditures		Code Class # of Parcels % VAL'N		Taxes Receivable	27,800.76
CETA And Other Public Employment Programs	9,484.00	1 Vacant Land 38 2.42	190,510.00	Tax Title Liens	10,094.87
MUNICIPAL FUNCTIONS TOTAL	123,004.00	2 Residential 238 57.70	4,548,422.00	Foreclosed Property	
CAPITAL IMPROVEMENTS *MEMO*		3 Farm 7 1.31	103,700.00	Emergencies & Other Deferred Charges	74,962.50
DEBT SERVICE		4a Commercial 27 17.79	1,402,500.00	State and Federal Aid Receivable	12,056.50
Principal Payments	2,680.00	4b Industrial 6 19.63	1,547,400.00	Other Receivables	674.01
Interest Payments	12,342.50	4c Apartments 1 1.15	90,500.00	Total	170,529.03
DEFERRED CHARGES	6,017.76	Total 317	7,883,032.00	LIABILITIES, RESERVES, AND SURPLUS	
SCHOOL, COUNTY, SPECIAL DISTRICT TAXES	344,434.01	Land Area .57 Sq. Miles		Cash Liabilities	105,833.06
RESERVE FOR UNCOLLECTED TAXES	21,125.24	Net Valuation Taxable-Municipal	8,652,956.00	Reserves for Receivables	38,569.64
EXPENDITURES TOTAL	509,603.51	Net Valuation Taxable-County	11,338,985.00	Surplus Dec. 31, 1975	26,126.33
		State Equalized Valuation	12,710,354.00	Total	170,529.03
		State Equalization Ratio	66.02		

0706

Population 1970 2,545
 Population 1975 2,545
 S & P Rating
 Moody Rating

General Tax Rate Per \$100. 5.34
 State Equalized Tax Rate 3.05

ESSEX FELS BOROUGH — ESSEX CO.

Form of Government:

Borough Council

Number of Members on Governing Body 6

PER CAPITA:

Gross Debt 425.49
 Net Debt
 Debt Service
 Total Tax Levy 783.52
 Municipal Expenditures 286.56

PER CENT:

Gross Debt 1.78
 Net Debt
 Tax Levy Collected 98.63
 Tax Levy Cancelled, Abated or Adjusted .04

EXPENDITURES		REVENUES-REALIZED		1975 PROPERTY TAX	
GENERAL GOVERNMENT				STATE EQUALIZED TAX RATE	
Governing Body & Public Boards		1975 Property Taxes Collected	1,967,919.14	Local District School Taxes .66	435,963.00
Municipal Clerk		1975 Payments in Lieu of Taxes		Regional & Consolidated School Tax .75	489,488.38
Financial Administration	17,951.98	Delinquent Tax & Lien Collections	28,630.37	School Taxes in Municipal Budget	
Assessment of Taxes	17,910.82	Business Personalty Replacement Taxes	3,919.50	County Taxes 1.23	805,008.58
Collection of Taxes	2,790.36	Taxes from Public Utilities	80,409.34	County Library Taxes	
Planning, Housing & Development	785.83	Other Miscellaneous Tax Revenues		Local Municipal Purpose Taxes .40	261,472.59
Human Resources		State Aid Revenues	18,090.50	Veteran & Senior Citizen Taxes .02	10,010.00
Elections	360.80	Federal Aid Revenues		Total Taxes for Rate Computation 3.06	2,001,942.55
General Administration (other)	60,492.51	State and Local Fiscal Assistance Act Utilized	9,415.58	Special District Taxes	
JUDICIARY		Sale of Acquired Property		Bank Stock Taxes	
Municipal Courts	6,534.85	Other Miscellaneous Revenues	143,839.35	Added and Omitted Taxes	2,130.66
PUBLIC SAFETY		Total	2,252,223.78	Total Taxes Levied - ABSTRACT	1,994,063.21
Fire Protection	8,953.35	Prior Years Surplus Appropriated	235,500.00	Total Taxes Billed	1,995,191.70
Police Protection	207,940.77	REVENUES TOTAL	2,487,723.78	1975 TAXES COLLECTED	1,967,919.14
Civil Defense & Disaster Control	83.70	Reserve For Uncollected Taxes	199,856.84	1975 Taxes Cancelled, Abated or Adjusted	830.00
Environmental Inspection & Control	2,350.00			Transfer to Tax Title Liens or Foreclosed	2,200.08
Other Public Safety		CAPITAL OUTLAY TOTAL		Balance Outstanding Dec. 31, 1975	24,242.48
PUBLIC WORKS				PRIOR YEARS TAXES OUTSTANDING	
Streets and Drainage	108,711.55	Public Enterprises		Balance January 1, 1975	30,706.85
Sewers and Sewage Processing	22,103.04	Recreation—Culture		Collected in 1975	28,630.37
Garbage and Trash Disposal		Public Works		Cancelled, Abated or Adjusted 1975	
Public Buildings and Grounds	15,343.65	Buildings and Grounds		Transfers to Tax Title Liens or Foreclosed	2,076.48
Other Public Works		Library and Education		Balance December 31, 1975	
HEALTH and WELFARE		Conservation		TAX TITLE LIENS OUTSTANDING	
Health Services Except Environmental	2,231.05	All Other		Balance January 1, 1975	
Welfare-Public Assistance	2,685.00			Transfer From Taxes	4,613.78
Hospitals, Clinics, First Aid		CAPITAL DEBT AUTHORIZED, DECEMBER 31, 1975		Redeemed in 1975	
Animal, Insect, & Rodent Control		ISSUED AND UNISSUED GROSS DEBT NET DEBT		Cancelled, Abated or Adjusted (1975)	
Other Welfare Services		School 1,082,861		Transfers to Foreclosed Property	
RECREATION and CONSERVATION		Self-liquidating		Balance December 31, 1975	4,613.78
Beaches and Boardwalks		Other		PROPERTY ACQUIRED BY DEED OR	
Parks, Playgrounds, Shade Trees	14,102.19	Total 1,082,861		FORECLOSURE	
Land Reclamation & Conservation		ISSUED AND OUTSTANDING		Balance January 1, 1975	3,600.00
Other Recreational Services		School	1,082,860.71	Transfers From Taxes or Liens	
EDUCATION (excluding schools)		Self-Liquidating		Sale for Cash (1975)	
Libraries		Other		Cancelled, Abated or Adjusted (1975)	
Other Educational Services		Total	1,082,860.71	Balance December 31, 1975	3,600.00
STATUTORY EXPENDITURES		EQUALIZED VALUATION BASIS		CURRENT FINANCES DECEMBER 31, 1975	
Pensions & F. I. C. A.	38,111.42	FOR NET DEBT COMPUTATION	60,943,850.33	ASSETS	
Employee Fringe Benefits		REAL PROPERTY VALUATIONS		Cash Dec. 31, 1975	817,237.09
Other Statutory Expenditures		Code Class # of Parcels % VAL'N		Taxes Receivable	24,242.48
CETA And Other Public Employment Programs		1 Vacant Land 54 1.94	725,100.00	Tax Title Liens	4,613.78
MUNICIPAL FUNCTIONS TOTAL	529,442.87	2 Residential 695 95.33	35,612,700.00	Foreclosed Property	3,600.00
CAPITAL IMPROVEMENTS *MEMO*		3 Farm		Emergencies & Other Deferred Charges	
DEBT SERVICE		4a Commercial 5 2.73	1,018,500.00	State and Federal Aid Receivable	18,250.50
Principal Payments		4b Industrial		Other Receivables	210.78
Interest Payments		4c Apartments		Total	868,154.63
DEFERRED CHARGES		Total 754	37,356,300.00	LIABILITIES, RESERVES, AND SURPLUS	
SCHOOL, COUNTY, SPECIAL DISTRICT TAXES	1,730,459.96	Land Area 1.30 Sq. Miles		Cash Liabilities	517,393.31
RESERVE FOR UNCOLLECTED TAXES	199,856.84	Net Valuation Taxable-Municipal	37,503,300.00	Reserves for Receivables	32,667.04
EXPENDITURES TOTAL	2,459,759.67	Net Valuation Taxable-County	61,058,481.00	Surplus Dec. 31, 1975	318,094.28
		State Equalized Valuation	65,553,414.00	Total	868,154.63
		State Equalization Ratio	57.12		

0313

Population 1970 **13,560**
 Population 1975 **16,100**
 S & P Rating
 Moody Rating **BAA-1**

General Tax Rate Per \$100. **3.86**
 State Equalized Tax Rate **2.70**

EVESHAM TOWNSHIP — BURLINGTON CO.
 Form of Government:
 Council-Manager Plan B (OMCL50)
 Number of Members on Governing Body 5

PER CAPITA:
 Gross Debt **964.42**
 Net Debt **315.06**
 Debt Service **11.93**
 Total Tax Levy **457.56**
 Municipal Expenditures **187.55**

PER CENT:
 Gross Debt **7.47**
 Net Debt **2.44**
 Tax Levy Collected **90.26**
 Tax Levy Cancelled, Abated or Adjusted **2.61**

EXPENDITURES		REVENUES-REALIZED		1975 PROPERTY TAX	
GENERAL GOVERNMENT				STATE EQUALIZED TAX RATE	
Governing Body & Public Boards	20,200.00	1975 Property Taxes Collected	6,663,889.91	Local District School Taxes	1.16 3,018,721.10
Municipal Clerk	40,680.00	1975 Payments in Lieu of Taxes		Regional & Consolidated School Tax	.58 1,517,035.24
Financial Administration	69,670.00	Delinquent Tax & Lien Collections	458,016.30	School Taxes in Municipal Budget	
Assessment of Taxes	35,850.00	Business Personalty Replacement Taxes	50,436.19	County Taxes	.53 1,384,973.32
Collection of Taxes	45,650.00	Taxes from Public Utilities	576,717.69	County Library Taxes	.02 57,171.53
Planning, Housing & Development	39,230.00	Other Miscellaneous Tax Revenues		Local Municipal Purpose Taxes	.38 983,450.02
Human Resources		State Aid Revenues	6,880.50	Veteran & Senior Citizen Taxes	.03 66,830.00
Elections		Federal Aid Revenues	143,588.38	Total Taxes for Rate Computation	2.70 7,028,181.21
General Administration (other)	255,380.00	State and Local Fiscal Assistance Act Utilized	116,525.28	Special District Taxes	179,466.00
JUDICIARY		Sale of Acquired Property		Bank Stock Taxes	11,249.98
Municipal Courts	26,870.00	Other Miscellaneous Revenues	572,553.37	Added and Omitted Taxes	214,670.12
PUBLIC SAFETY		Total	8,588,607.62	Total Taxes Levied - ABSTRACT	7,366,737.31
Fire Protection		Prior Years Surplus Appropriated	600,000.00	Total Taxes Billed	7,382,821.85
Police Protection	574,550.00	REVENUES TOTAL	9,188,607.62	1975 TAXES COLLECTED	6,663,889.91
Civil Defense & Disaster Control		Reserve For Uncollected Taxes	639,676.57	1975 Taxes Cancelled, Abated or Adjusted	192,888.34
Environmental Inspection & Control	38,925.00	CAPITAL OUTLAY TOTAL	2,241,853.19	Transfer to Tax Title Liens or Foreclosed	29,745.54
Other Public Safety				Balance Outstanding Dec. 31, 1975	496,298.06
PUBLIC WORKS				PRIOR YEARS TAXES OUTSTANDING	
Streets and Drainage	347,550.00	Public Enterprises		Balance January 1, 1975	482,655.26
Sewers and Sewage Processing		Recreation—Culture	2,228,983.39	Collected in 1975	422,706.27
Garbage and Trash Disposal	165,600.00	Public Works	12,869.80	Cancelled, Abated or Adjusted 1975	23,924.71
Public Buildings and Grounds	148,575.00	Buildings and Grounds		Transfers to Tax Title Liens or Foreclosed	1,888.38
Other Public Works		Library and Education		Balance December 31, 1975	34,135.90
HEALTH and WELFARE		Conservation		TAX TITLE LIENS OUTSTANDING	
Health Services Except Environmental	1,385.00	All Other		Balance January 1, 1975	143,991.87
Welfare-Public Assistance	2,900.00	CAPITAL DEBT AUTHORIZED, DECEMBER 31, 1975		Transfer From Taxes	31,633.92
Hospitals, Clinics, First Aid		ISSUED AND UNISSUED GROSS DEBT NET DEBT		Redeemed in 1975	35,310.03
Animal, Insect, & Rodent Control	850.00	School 10,753,764 640,019		Cancelled, Abated or Adjusted (1975)	
Other Welfare Services		Self-liquidating 4,773,444 4,432,409		Transfers to Foreclosed Property	
RECREATION and CONSERVATION		Other 15,527,208 5,072,428		Balance December 31, 1975	140,315.76
Beaches and Boardwalks		ISSUED AND OUTSTANDING		PROPERTY ACQUIRED BY DEED OR	
Parks, Playgrounds, Shade Trees	410.00	School 6,200,764.00		FORECLOSURE	
Land Reclamation & Conservation	1,490.00	Self-Liquidating 4,657,532.00		Balance January 1, 1975	22,732.05
Other Recreational Services	21,850.00	Other 10,858,296.00		Transfers From Taxes or Liens	
EDUCATION (excluding schools)		Total 207,832,723.67		Sale for Cash (1975)	
Libraries	16,196.00	EQUALIZED VALUATION BASIS		Cancelled, Abated or Adjusted (1975)	
Other Educational Services		FOR NET DEBT COMPUTATION		Balance December 31, 1975	22,732.05
STATUTORY EXPENDITURES		REAL PROPERTY VALUATIONS		CURRENT FINANCES DECEMBER 31, 1975	
Pensions & F. I. C. A.	105,250.00	Code Class # of Parcels % VAL'N		ASSETS	
Employee Fringe Benefits		1 Vacant Land 2624 12.25		Cash Dec. 31, 1975	2,009,139.14
Other Statutory Expenditures		2 Residential 4197 65.74		Taxes Receivable	530,433.96
CETA And Other Public Employment Programs	160,968.96	3 Farm 348 3.21		Tax Title Liens	140,315.76
MUNICIPAL FUNCTIONS TOTAL	2,120,029.96	4a Commercial 164 14.52		Foreclosed Property	22,732.05
CAPITAL IMPROVEMENTS *MEMO*	100,000.00	4b Industrial 2 .07		Emergencies & Other Deferred Charges	8,605.61
DEBT SERVICE		4c Apartments 8 4.22		State and Federal Aid Receivable	36,689.00
Principal Payments	43,546.20	Total 7343		Other Receivables	198,046.78
Interest Payments	148,545.50	Land Area 29.65 Sq. Miles		Total	2,945,962.30
DEFERRED CHARGES	67,777.73	Net Valuation Taxable-Municipal	182,403,319.00	LIABILITIES, RESERVES, AND SURPLUS	
SCHOOL, COUNTY, SPECIAL DISTRICT TAXES	6,157,367.19	Net Valuation Taxable-County	238,367,379.00	Cash Liabilities	1,407,683.42
RESERVE FOR UNCOLLECTED TAXES	639,676.57	State Equalized Valuation	258,623,406.00	Reserves for Receivables	891,528.55
EXPENDITURES TOTAL	9,176,943.15	State Equalization Ratio	70.19	Surplus Dec. 31, 1975	646,750.33
				Total	2,945,962.30

1102

Population 1970 32,910
 Population 1975 33,460
 S & P Rating
 Moody Rating A

General Tax Rate Per \$100. 6.07
 State Equalized Tax Rate 2.89

EWING TOWNSHIP — MERCER CO.

Form of Government:
 Township Committee
 Number of Members on Governing Body 5

PER CAPITA: 169.54
 Gross Debt 75.33
 Net Debt 8.17
 Debt Service 366.64
 Total Tax Levy 182.45
 Municipal Expenditures

PER CENT: 1.52
 Gross Debt .68
 Net Debt .68
 Tax Levy Collected 96.12
 Tax Levy Cancelled, Abated or Adjusted .27

EXPENDITURES		REVENUES-REALIZED		1975 PROPERTY TAX	
GENERAL GOVERNMENT				STATE EQUALIZED TAX RATE → 1.67	
Governing Body & Public Boards		1975 Property Taxes Collected	11,792,379.42	Local District School Taxes	7,090,852.38
Municipal Clerk		1975 Payments in Lieu of Taxes		Regional & Consolidated School Tax	
Financial Administration	16,692.58	Delinquent Tax & Lien Collections	431,725.82	School Taxes in Municipal Budget	
Assessment of Taxes	43,032.92	Business Personalty Replacement Taxes	1,138,110.60	County Taxes	3,882,880.69
Collection of Taxes	78,982.11	Taxes from Public Utilities	829,726.10	County Library Taxes	169,906.23
Planning, Housing & Development	12,282.88	Other Miscellaneous Tax Revenues	215,282.71	Local Municipal Purpose Taxes	897,219.71
Human Resources	37,246.15	State Aid Revenues	38,977.45	Veteran & Senior Citizen Taxes	214,230.00
Elections	2,515.58	Federal Aid Revenues	45,983.98	Total Taxes for Rate Computation	12,255,089.01
General Administration (other)	336,328.15	State and Local Fiscal Assistance Act Utilized	274,891.80	Special District Taxes	
JUDICIARY		Sale of Acquired Property		Bank Stock Taxes	28,367.15
Municipal Courts	39,449.08	Other Miscellaneous Revenues	1,486,179.78	Added and Omitted Taxes	198,528.57
PUBLIC SAFETY		Total	16,253,257.66	Total Taxes Levied - ABSTRACT	12,267,754.73
Fire Protection	62,007.25	Prior Years Surplus Appropriated	990,000.00	Total Taxes Billed	12,268,861.20
Police Protection	1,066,154.68	REVENUES TOTAL	17,243,257.66	1975 TAXES COLLECTED	11,792,379.42
Civil Defense & Disaster Control	30,654.02	Reserve For Uncollected Taxes	680,675.21	1975 Taxes Cancelled, Abated or Adjusted	33,257.28
Environmental Inspection & Control	46,638.50			Transfer to Tax Title Liens or Foreclosed	37,262.78
Other Public Safety				Balance Outstanding Dec. 31, 1975	405,961.72
PUBLIC WORKS		CAPITAL OUTLAY TOTAL	58,202.40	PRIOR YEARS TAXES OUTSTANDING	
Streets and Drainage	696,329.44	Public Enterprises		Balance January 1, 1975	453,240.07
Sewers and Sewage Processing	1,361,980.25	Recreation—Culture	16,411.00	Collected in 1975	417,326.75
Garbage and Trash Disposal	443,213.08	Public Works	33,034.81	Cancelled, Abated or Adjusted 1975	
Public Buildings and Grounds	87,687.32	Buildings and Grounds	8,756.59	Transfers to Tax Title Liens or Foreclosed	5,546.38
Other Public Works	10,381.00	Library and Education		Balance December 31, 1975	30,366.94
HEALTH and WELFARE		Conservation		TAX TITLE LIENS OUTSTANDING	
Health Services Except Environmental	87,924.98	All Other		Balance January 1, 1975	73,627.49
Welfare-Public Assistance	10,935.79			Transfer From Taxes	47,692.08
Hospitals, Clinics, First Aid				Redeemed in 1975	14,399.07
Animal, Insect, & Rodent Control	8,524.00			Cancelled, Abated or Adjusted (1975)	
Other Welfare Services				Transfers to Foreclosed Property	
RECREATION and CONSERVATION				Balance December 31, 1975	106,920.50
Beaches and Boardwalks	240,736.43			PROPERTY ACQUIRED BY DEED OR FORECLOSURE	
Parks, Playgrounds, Shade Trees				Balance January 1, 1975	43,322.00
Land Reclamation & Conservation	19,417.50			Transfers From Taxes or Liens	
Other Recreational Services				Sale for Cash (1975)	
EDUCATION (excluding schools)				Cancelled, Abated or Adjusted (1975)	
Libraries				Balance December 31, 1975	43,322.00
Other Educational Services				CURRENT FINANCES DECEMBER 31, 1975	
STATUTORY EXPENDITURES				ASSETS	
Pensions & F. I. C. A.	247,602.87			Cash Dec. 31, 1975	1,332,448.32
Employee Fringe Benefits	94,200.00			Taxes Receivable	436,328.66
Other Statutory Expenditures				Tax Title Liens	106,920.50
CETA And Other Public Employment Programs	58,418.00			Foreclosed Property	43,322.00
MUNICIPAL FUNCTIONS				Emergencies & Other Deferred Charges	2,105.00
CAPITAL IMPROVEMENTS	81,200.00			State and Federal Aid Receivable	61,000.00
DEBT SERVICE				Other Receivables	89,526.62
Principal Payments	160,000.00			Total	2,071,651.10
Interest Payments	113,314.00			LIABILITIES, RESERVES, AND SURPLUS	
DEFERRED CHARGES				Cash Liabilities	416,395.08
SCHOOL, COUNTY, SPECIAL DISTRICT TAXES	11,143,639.30			Reserves for Receivables	676,097.78
RESERVE FOR UNCOLLECTED TAXES	680,675.21			Surplus Dec. 31, 1975	979,158.24
EXPENDITURES TOTAL	17,248,317.65			Total	2,071,651.10

1313

Population 1970 **6,155**
 Population 1975 **6,205**
 S & P Rating
 Moody Rating

General Tax Rate Per \$100. **5.75**
 State Equalized Tax Rate **3.69**

FAIR HAVEN BOROUGH — MONMOUTH CO.
 Form of Government:
 Borough Council
 Number of Members on Governing Body 6

PER CAPITA:
 Gross Debt **231.61**
 Net Debt **77.87**
 Debt Service
 Total Tax Levy **521.12**
 Municipal Expenditures **150.03**

PER CENT:
 Gross Debt **1.79**
 Net Debt **.60**
 Tax Levy Collected **96.25**
 Tax Levy Cancelled, Abated or Adjusted

EXPENDITURES		REVENUES-REALIZED		1975 PROPERTY TAX	
GENERAL GOVERNMENT		1975 Property Taxes Collected		STATE EQUALIZED TAX RATE	
Governing Body & Public Boards			3,112,467.45	Local District School Taxes	1.35
Municipal Clerk		1975 Payments in Lieu of Taxes		Regional & Consolidated School Tax	1.16
Financial Administration	4,400.00	Delinquent Tax & Lien Collections	119,761.06	School Taxes in Municipal Budget	
Assessment of Taxes	14,785.00	Business Personalty Replacement Taxes	18,984.80	County Taxes	.58
Collection of Taxes	23,650.00	Taxes from Public Utilities	127,569.36	County Library Taxes	.02
Planning, Housing & Development	800.00	Other Miscellaneous Tax Revenues		Local Municipal Purpose Taxes	.53
Human Resources		State Aid Revenues	1,682.50	Veteran & Senior Citizen Taxes	.04
Elections		Federal Aid Revenues	7,040.14	Total Taxes for Rate Computation	3.68
General Administration (other)	83,288.05	State and Local Fiscal Assistance Act Utilized	25,747.21	Special District Taxes	
JUDICIARY		Sale of Acquired Property		Bank Stock Taxes	3,502.44
Municipal Courts	5,190.00	Other Miscellaneous Revenues	57,440.72	Added and Omitted Taxes	12,526.42
PUBLIC SAFETY		Total	3,470,693.24	Total Taxes Levied - ABSTRACT	3,233,564.51
Fire Protection	24,950.00	Prior Years Surplus Appropriated	144,000.00	Total Taxes Billed	3,233,564.51
Police Protection	237,211.47	REVENUES TOTAL	3,614,693.24	1975 TAXES COLLECTED	3,112,467.45
Civil Defense & Disaster Control	98.41	Reserve For Uncollected Taxes	124,701.00	1975 Taxes Cancelled, Abated or Adjusted	
Environmental Inspection & Control		CAPITAL OUTLAY TOTAL	116,432.38	Transfer to Tax Title Liens or Foreclosed	
Other Public Safety		Public Enterprises		Balance Outstanding Dec. 31, 1975	121,097.06
PUBLIC WORKS		Recreation—Culture	10,954.62	PRIOR YEARS TAXES OUTSTANDING	
Streets and Drainage	114,241.93	Public Works	27,878.92	Balance January 1, 1975	110,272.43
Sewers and Sewage Processing	100,369.09	Buildings and Grounds	77,598.84	Collected in 1975	107,503.07
Garbage and Trash Disposal	58,045.12	Library and Education		Cancelled, Abated or Adjusted 1975	
Public Buildings and Grounds		Conservation		Transfers to Tax Title Liens or Foreclosed	
Other Public Works		All Other		Balance December 31, 1975	2,769.36
HEALTH and WELFARE		CAPITAL DEBT AUTHORIZED, DECEMBER 31, 1975		TAX TITLE LIENS OUTSTANDING	
Health Services Except Environmental	10,785.00	ISSUED AND UNISSUED		Balance January 1, 1975	15,277.89
Welfare-Public Assistance	795.00	School	953,929	Transfer From Taxes	
Hospitals, Clinics, First Aid	1,200.00	Self-liquidating		Redeemed in 1975	12,257.99
Animal, Insect, & Rodent Control		Other	483,182	Cancelled, Abated or Adjusted (1975)	
Other Welfare Services		Total	1,437,111	Transfers to Foreclosed Property	
RECREATION and CONSERVATION		ISSUED AND OUTSTANDING		Balance December 31, 1975	3,019.90
Beaches and Boardwalks	5,610.00	School	953,929.00	PROPERTY ACQUIRED BY DEED OR	
Parks, Playgrounds, Shade Trees	125.00	Self-Liquidating		FORECLOSURE	
Land Reclamation & Conservation	21,877.50	Other	165,000.00	Balance January 1, 1975	10,600.00
Other Recreational Services		Total	1,118,929.00	Transfers From Taxes or Liens	
EDUCATION (excluding schools)		EQUALIZED VALUATION BASIS		Sale for Cash (1975)	
Libraries	11,541.34	FOR NET DEBT COMPUTATION	80,363,920.67	Cancelled, Abated or Adjusted (1975)	
Other Educational Services		REAL PROPERTY VALUATIONS		Balance December 31, 1975	10,600.00
STATUTORY EXPENDITURES		Code Class # of Parcels % VAL'N		CURRENT FINANCES DECEMBER 31, 1975	
Pensions & F. I. C. A.	45,703.94	1 Vacant Land 105 1.33		ASSETS	
Employee Fringe Benefits	13,815.00	2 Residential 1806 93.93		Cash Dec. 31, 1975	402,508.85
Other Statutory Expenditures		3 Farm		Taxes Receivable	123,866.42
CETA And Other Public Employment Programs	9,748.00	4a Commercial 55 4.73		Tax Title Liens	3,019.90
MUNICIPAL FUNCTIONS TOTAL	788,229.85	4b Industrial		Foreclosed Property	10,600.00
CAPITAL IMPROVEMENTS *MEMO*	14,000.00	4c Apartments		Emergencies & Other Deferred Charges	7,300.00
DEBT SERVICE		Total	1966	State and Federal Aid Receivable	15,085.35
Principal Payments		Land Area 1.55 Sq. Miles		Other Receivables	70,475.19
Interest Payments		Net Valuation Taxable-Municipal	56,475,800.00	Total	632,855.71
DEFERRED CHARGES	17,983.15	Net Valuation Taxable-County	56,687,361.00	LIABILITIES, RESERVES, AND SURPLUS	
SCHOOL, COUNTY, SPECIAL DISTRICT TAXES	2,748,522.09	State Equalized Valuation	82,101,516.00	Cash Liabilities	285,039.58
RESERVE FOR UNCOLLECTED TAXES	124,701.00	State Equalization Ratio	64.26	Reserves for Receivables	207,961.51
EXPENDITURES TOTAL	3,679,436.09			Surplus Dec. 31, 1975	139,854.62
				Total	632,855.71

0217

Population 1970 **38,020**
 Population 1975 **37,850**
 S & P Rating **A**
 Moody Rating **A**

General Tax Rate Per \$100. **5.81**
 State Equalized Tax Rate **2.84**

FAIR LAWN BOROUGH — BERGEN CO.
 Form of Government:
 Council-Manager Plan E (OMCL50)
 Number of Members on Governing Body 5

PER CAPITA:
 Gross Debt **99.55**
 Net Debt **41.32**
 Debt Service **4.72**
 Total Tax Levy **424.61**
 Municipal Expenditures **178.80**

PER CENT:
 Gross Debt **.72**
 Net Debt **.30**
 Tax Levy Collected **98.80**
 Tax Levy Cancelled, Abated or Adjusted **.17**

EXPENDITURES		REVENUES-REALIZED		1975 PROPERTY TAX	
GENERAL GOVERNMENT				STATE EQUALIZED TAX RATE 1.83	
Governing Body & Public Boards		1975 Property Taxes Collected	15,898,969.78	Local District School Taxes	10,435,561.50
Municipal Clerk		1975 Payments in Lieu of Taxes		Regional & Consolidated School Tax	
Financial Administration	75,425.00	Delinquent Tax & Lien Collections	188,364.79	School Taxes in Municipal Budget	
Assessment of Taxes	69,050.00	Business Personalty Replacement Taxes	637,682.51	County Taxes	2,156,098.64
Collection of Taxes	91,900.00	Taxes from Public Utilities	1,022,720.05	County Library Taxes	
Planning, Housing & Development	15,710.00	Other Miscellaneous Tax Revenues		Local Municipal Purpose Taxes	3,395,331.94
Human Resources	14,500.00	State Aid Revenues	30,451.35	Veteran & Senior Citizen Taxes	261,325.00
Elections		Federal Aid Revenues	71,353.10	Total Taxes for Rate Computation	2.85
General Administration (other)	373,050.00	State and Local Fiscal Assistance Act Utilized	288,092.16	Special District Taxes	
JUDICIARY		Sale of Acquired Property		Bank Stock Taxes	27,979.67
Municipal Courts	41,000.00	Other Miscellaneous Revenues	502,288.31	Added and Omitted Taxes	56,372.00
PUBLIC SAFETY		Total	18,639,922.05	Total Taxes Levied - ABSTRACT	16,071,343.75
Fire Protection	158,650.00	Prior Years Surplus Appropriated	1,205,000.00	Total Taxes Billed	16,091,442.76
Police Protection	1,064,600.00	REVENUES TOTAL	19,844,922.05	1975 TAXES COLLECTED	15,898,969.78
Civil Defense & Disaster Control	22,350.00	Reserve For Uncollected Taxes	958,000.00	1975 Taxes Cancelled, Abated or Adjusted	27,125.31
Environmental Inspection & Control	27,564.72	CAPITAL OUTLAY TOTAL	6,381.41	Transfer to Tax Title Liens or Foreclosed	25,502.02
Other Public Safety				Balance Outstanding Dec. 31, 1975	139,845.65
PUBLIC WORKS				PRIOR YEARS TAXES OUTSTANDING	
Streets and Drainage	722,292.16	Public Enterprises	6,381.41	Balance January 1, 1975	203,606.25
Sewers and Sewage Processing	395,850.00	Recreation—Culture		Collected in 1975	188,364.79
Garbage and Trash Disposal	525,000.00	Public Works		Cancelled, Abated or Adjusted 1975	1,448.09
Public Buildings and Grounds	198,950.00	Buildings and Grounds		Transfers to Tax Title Liens or Foreclosed	12,350.03
Other Public Works		Library and Education		Balance December 31, 1975	1,443.34
HEALTH and WELFARE		Conservation		TAX TITLE LIENS OUTSTANDING	
Health Services Except Environmental	113,975.00	All Other		Balance January 1, 1975	14,412.99
Welfare-Public Assistance	15,140.00	CAPITAL DEBT AUTHORIZED, DECEMBER 31, 1975		Transfer From Taxes	37,852.05
Hospitals, Clinics, First Aid		ISSUED AND UNISSUED		Redeemed in 1975	
Animal, Insect, & Rodent Control		School	2,204,000	Cancelled, Abated or Adjusted (1975)	
Other Welfare Services	2,000.00	Self-liquidating	273,000	Transfers to Foreclosed Property	
RECREATION and CONSERVATION		Other	1,291,000	Balance December 31, 1975	52,265.04
Beaches and Boardwalks		Total	3,768,000	PROPERTY ACQUIRED BY DEED OR FORECLOSURE	
Parks, Playgrounds, Shade Trees	267,830.00	ISSUED AND OUTSTANDING		Balance January 1, 1975	31,885.00
Land Reclamation & Conservation		School	2,204,000.00	Transfers From Taxes or Liens	
Other Recreational Services	277,034.00	Self-Liquidating	198,000.00	Sale for Cash (1975)	
EDUCATION (excluding schools)		Other	1,291,000.00	Cancelled, Abated or Adjusted (1975)	
Libraries	374,290.45	Total	3,693,000.00	Balance December 31, 1975	31,885.00
Other Educational Services	350,000.00	EQUALIZED VALUATION BASIS		CURRENT FINANCES DECEMBER 31, 1975	
STATUTORY EXPENDITURES		FOR NET DEBT COMPUTATION	522,152,529.67	ASSETS	
Pensions & F. I. C. A.	301,600.00	REAL PROPERTY VALUATIONS		Cash Dec. 31, 1975	3,097,457.37
Employee Fringe Benefits	69,000.00	Code Class # of Parcels % VAL'N		Taxes Receivable	141,288.99
Other Statutory Expenditures		1 Vacant Land 306 .59	1,628,100.00	Tax Title Liens	52,265.04
CETA And Other Public Employment Programs	64,177.37	2 Residential 9613 75.08	207,041,600.00	Foreclosed Property	31,885.00
MUNICIPAL FUNCTIONS TOTAL	5,630,938.70	3 Farm 1 .01	14,760.00	Emergencies & Other Deferred Charges	
CAPITAL IMPROVEMENTS *MEMO*		4a Commercial 248 7.42	20,454,100.00	State and Federal Aid Receivable	30,428.42
DEBT SERVICE		4b Industrial 62 12.41	34,213,500.00	Other Receivables	
Principal Payments	115,000.00	4c Apartments 17 4.50	12,419,900.00	Total	3,353,324.82
Interest Payments	63,510.00	Total 10247	275,771,960.00	LIABILITIES, RESERVES, AND SURPLUS	
DEFERRED CHARGES		Land Area 5.30 Sq. Miles		Cash Liabilities	677,341.77
SCHOOL, COUNTY, SPECIAL DISTRICT TAXES	12,591,660.14	Net Valuation Taxable-Municipal	280,007,001.00	Reserves for Receivables	225,439.03
RESERVE FOR UNCOLLECTED TAXES	958,000.00	Net Valuation Taxable-County	554,267,617.00	Surplus Dec. 31, 1975	2,450,544.02
EXPENDITURES TOTAL	19,359,108.84	State Equalized Valuation	566,772,814.00	Total	3,353,324.82
		State Equalization Ratio	49.03		

0605

Population 1970 **5,020**
 Population 1975 **5,350**
 S & P Rating
 Moody Rating

General Tax Rate Per \$100. **3.40**
 State Equalized Tax Rate **3.09**

FAIRFIELD TOWNSHIP - CUMBERLAND CO.
 Form of Government
 Township Committee
 Number of Members on Governing Body 3

PER CAPITA:
 Gross Debt **544.55**
 Net Debt **102.02**
 Debt Service **1.12**
 Total Tax Levy **175.98**
 Municipal Expenditures **126.22**

PER CENT:
 Gross Debt **10.72**
 Net Debt **2.01**
 Tax Levy Collected **72.74**
 Tax Levy Cancelled, Abated or Adjusted **.11**

EXPENDITURES		REVENUES-REALIZED		1975 PROPERTY TAX	
GENERAL GOVERNMENT				STATE EQUALIZED TAX RATE \rightarrow	
Governing Body & Public Boards		1975 Property Taxes Collected	684,837.25	Local District School Taxes 1.80	554,642.00
Municipal Clerk		1975 Payments in Lieu of Taxes		Regional & Consolidated School Tax .14	42,379.39
Financial Administration	15,743.62	Delinquent Tax & Lien Collections	185,428.79	School Taxes in Municipal Budget	
Assessment of Taxes	6,697.67	Business Personalty Replacement Taxes	12,460.57	County Taxes 1.03	316,738.35
Collection of Taxes	5,790.95	Taxes from Public Utilities	110,251.60	County Library Taxes	
Planning, Housing & Development	6,995.06	Other Miscellaneous Tax Revenues		Local Municipal Purpose Taxes .04	13,677.12
Human Resources		State Aid Revenues	7,054.00	Veteran & Senior Citizen Taxes .08	23,410.00
Elections	1,655.11	Federal Aid Revenues		Total Taxes for Rate Computation 3.09	950,846.86
General Administration (other)	61,371.76	State and Local Fiscal Assistance Act Utilized	54,400.00	Special District Taxes	
JUDICIARY		Sale of Acquired Property		Bank Stock Taxes	1,297.40
Municipal Courts	6,957.45	Other Miscellaneous Revenues	190,840.30	Added and Omitted Taxes	12,781.15
PUBLIC SAFETY		Total	1,245,272.51	Total Taxes Levied - ABSTRACT	941,515.41
Fire Protection	7,575.00	Prior Years Surplus Appropriated	183,000.00	Total Taxes Billed	941,515.41
Police Protection	24,441.60	REVENUES TOTAL	1,428,272.51	1975 TAXES COLLECTED	684,837.25
Civil Defense & Disaster Control	444.00	Reserve For Uncollected Taxes	198,243.56	1975 Taxes Cancelled, Abated or Adjusted	1,000.00
Environmental Inspection & Control	2,150.00	CAPITAL OUTLAY TOTAL	35,049.58	Transfer to Tax Title Liens or Foreclosed	
Other Public Safety				Balance Outstanding Dec. 31, 1975	255,678.16
PUBLIC WORKS				PRIOR YEARS TAXES OUTSTANDING	
Streets and Drainage	41,534.54	Public Enterprises		Balance January 1, 1975	171,443.47
Sewers and Sewage Processing		Recreation—Culture		Collected in 1975	148,948.40
Garbage and Trash Disposal	11,605.00	Public Works		Cancelled, Abated or Adjusted 1975	
Public Buildings and Grounds	3,632.52	Buildings and Grounds	35,049.58	Transfers to Tax Title Liens or Foreclosed	
Other Public Works	53,400.00	Library and Education		Balance December 31, 1975	22,495.07
HEALTH and WELFARE		Conservation		TAX TITLE LIENS OUTSTANDING	
Health Services Except Environmental	4,629.61	All Other		Balance January 1, 1975	58,137.91
Welfare-Public Assistance	160.00	CAPITAL DEBT AUTHORIZED, DECEMBER 31, 1975		Transfer From Taxes	
Hospitals, Clinics, First Aid	250.00	ISSUED AND UNISSUED		Redeemed in 1975	36,480.39
Animal, Insect, & Rodent Control	1,440.15	School	2,367,554	Cancelled, Abated or Adjusted (1975)	
Other Welfare Services		Self-liquidating		Transfers to Foreclosed Property	
RECREATION and CONSERVATION		Other	545,800	Balance December 31, 1975	21,657.52
Beaches and Boardwalks		Total	2,913,354	PROPERTY ACQUIRED BY DEED OR	
Parks, Playgrounds, Shade Trees	21.00			FORECLOSURE	
Land Reclamation & Conservation	224.00	ISSUED AND OUTSTANDING		Balance January 1, 1975	31,075.00
Other Recreational Services		School	690,114.00	Transfers From Taxes or Liens	
EDUCATION (excluding schools)		Self-Liquidating		Sale for Cash (1975)	
Libraries		Other	24,000.00	Cancelled, Abated or Adjusted (1975)	
Other Educational Services	56,000.00	Total	714,114.00	Balance December 31, 1975	31,075.00
STATUTORY EXPENDITURES		EQUALIZED VALUATION BASIS		CURRENT FINANCES DECEMBER 31, 1975	
Pensions & F. I. C. A.	5,000.00	FOR NET DEBT COMPUTATION	27,171,132.00	ASSETS	
Employee Fringe Benefits		REAL PROPERTY VALUATIONS		Cash Dec. 31, 1975	354,149.41
Other Statutory Expenditures		Code Class # of Parcels % VAL'N	ASSESSED VALUATION	Taxes Receivable	278,173.23
CETA And Other Public Employment Programs	92,400.00	1 Vacant Land 894 7.33	2,009,700.00	Tax Title Liens	21,657.52
MUNICIPAL FUNCTIONS TOTAL	410,119.04	2 Residential 1272 72.10	19,759,000.00	Foreclosed Property	31,075.00
CAPITAL IMPROVEMENTS * MEMO	60,000.00	3 Farm 247 11.86	3,251,700.00	Emergencies & Other Deferred Charges	10,693.40
DEBT SERVICE		4a Commercial 57 8.71	2,389,100.00	State and Federal Aid Receivable	42,000.00
Principal Payments	6,000.00	4b Industrial		Other Receivables	12,590.66
Interest Payments		4c Apartments		Total	750,339.22
DEFERRED CHARGES	60,898.76	Total	27,419,500.00	LIABILITIES, RESERVES, AND SURPLUS	
SCHOOL, COUNTY, SPECIAL DISTRICT TAXES	913,759.74	Land Area 43.40 Sq. Miles		Cash Liabilities	137,818.78
RESERVE FOR UNCOLLECTED TAXES	198,243.56	Net Valuation Taxable-Municipal	27,957,827.00	Reserves for Receivables	343,496.41
EXPENDITURES TOTAL	1,589,021.10	Net Valuation Taxable-County	28,314,606.00	Surplus Dec. 31, 1975	269,024.03
		State Equalized Valuation	30,680,894.00	Total	750,339.22
		State Equalization Ratio	90.97		

0707

Population 1970 **6,915**
 Population 1975 **7,160**
 S & P Rating
 Moody Rating **A-1**

General Tax Rate Per \$100. **2.21**
 State Equalized Tax Rate **2.85**

FAIRFIELD BOROUGH — ESSEX CO.

Form of Government:
 Small Municipality Plan C (OMCL50)
 Number of Members on Governing Body 5

PER CAPITA:
 Gross Debt **3,087.78**
 Net Debt **307.91**
 Debt Service **20.18**
 Total Tax Levy **959.14**
 Municipal Expenditures **302.23**

PER CENT:
 Gross Debt **10.96**
 Net Debt **1.09**
 Tax Levy Collected **92.52**
 Tax Levy Cancelled, Abated or Adjusted **2.76**

EXPENDITURES		REVENUES-REALIZED		1975 PROPERTY TAX	
GENERAL GOVERNMENT				STATE EQUALIZED TAX RATE 2.85	
Governing Body & Public Boards		1975 Property Taxes Collected	6,356,504.23	Local District School Taxes .56	1,323,815.00
Municipal Clerk		1975 Payments in Lieu of Taxes		Regional & Consolidated School Tax .80	1,909,970.99
Financial Administration	53,800.00	Delinquent Tax & Lien Collections	129,534.47	School Taxes in Municipal Budget	
Assessment of Taxes	26,375.00	Business Personalty Replacement Taxes	341,836.77	County Taxes	1.26
Collection of Taxes	30,500.00	Taxes from Public Utilities	301,514.95	County Library Taxes	
Planning, Housing & Development	24,720.00	Other Miscellaneous Tax Revenues		Local Municipal Purpose Taxes	.21
Human Resources	10,600.00	State Aid Revenues	3,404.00	Veteran & Senior Citizen Taxes	.02
Elections	1,200.00	Federal Aid Revenues		Total Taxes for Rate Computation	2.85
General Administration (other)	240,700.00	State and Local Fiscal Assistance Act Utilized	148,877.22	Special District Taxes	
JUDICIARY		Sale of Acquired Property	500.00	Bank Stock Taxes	8,877.82
Municipal Courts	23,600.00	Other Miscellaneous Revenues	324,399.49	Added and Omitted Taxes	122,197.53
PUBLIC SAFETY		Total	7,606,571.13	Total Taxes Levied - ABSTRACT	6,867,466.46
Fire Protection	32,000.00	Prior Years Surplus Appropriated	645,000.00	Total Taxes Billed	6,870,673.25
Police Protection	421,402.00	REVENUES TOTAL	8,251,571.13	1975 TAXES COLLECTED	6,356,504.23
Civil Defense & Disaster Control	2,400.00	Reserve For Uncollected Taxes	266,131.89	1975 Taxes Cancelled, Abated or Adjusted	189,499.90
Environmental Inspection & Control	30,041.00	CAPITAL OUTLAY TOTAL	1,253,165.06	Transfer to Tax Title Liens or Foreclosed	18,041.06
Other Public Safety		Public Enterprises	195,027.28	Balance Outstanding Dec. 31, 1975	306,628.06
PUBLIC WORKS		Recreation—Culture	4,245.92	PRIOR YEARS TAXES OUTSTANDING	
Streets and Drainage	232,866.00	Public Works	432,404.91	Balance January 1, 1975	147,066.38
Sewers and Sewage Processing	78,500.00	Buildings and Grounds	621,486.95	Collected in 1975	121,578.82
Garbage and Trash Disposal	63,800.00	Library and Education		Cancelled, Abated or Adjusted 1975	494.55
Public Buildings and Grounds	15,000.00	Conservation		Transfers to Tax Title Liens or Foreclosed	24,931.34
Other Public Works		All Other		Balance December 31, 1975	61.67
HEALTH and WELFARE		CAPITAL DEBT AUTHORIZED, DECEMBER 31, 1975		TAX TITLE LIENS OUTSTANDING	
Health Services Except Environmental	27,160.00	ISSUED AND UNISSUED		Balance January 1, 1975	37,755.34
Welfare-Public Assistance	3,800.00	School	4,445,102	Transfer From Taxes	45,523.38
Hospitals, Clinics, First Aid		Self-liquidating	15,306,743	Redeemed in 1975	7,955.65
Animal, Insect, & Rodent Control		Other	2,356,637	Cancelled, Abated or Adjusted (1975)	
Other Welfare Services		Total	22,108,482	Transfers to Foreclosed Property	
RECREATION and CONSERVATION		ISSUED AND OUTSTANDING		Balance December 31, 1975	75,323.07
Beaches and Boardwalks	64,300.00	School	4,301,231.00	PROPERTY ACQUIRED BY DEED OR FORECLOSURE	
Parks, Playgrounds, Shade Trees	500.00	Self-Liquidating	2,135,100.00	Balance January 1, 1975	266,238.00
Land Reclamation & Conservation	9,975.00	Other	2,282,900.00	Transfers From Taxes or Liens	
Other Recreational Services		Total	8,719,231.00	Sale for Cash (1975)	500.00
EDUCATION (excluding schools)		EQUALIZED VALUATION BASIS		Cancelled, Abated or Adjusted (1975)	
Libraries	99,000.00	FOR NET DEBT COMPUTATION	201,630,242.00	Balance December 31, 1975	265,738.00
Other Educational Services		REAL PROPERTY VALUATIONS		CURRENT FINANCES DECEMBER 31, 1975	
STATUTORY EXPENDITURES		Code Class # of Parcels % VAL'N		ASSETS	
Pensions & F. I. C. A.	84,450.00	1 Vacant Land 624 6.53	19,681,400.00	Cash Dec. 31, 1975	2,219,697.07
Employee Fringe Benefits	41,500.00	2 Residential 1938 35.33	106,461,000.00	Taxes Receivable	306,689.73
Other Statutory Expenditures		3 Farm 26 .54	1,610,100.00	Tax Title Liens	75,323.07
CETA And Other Public Employment Programs		4a Commercial 167 16.78	50,555,500.00	Foreclosed Property	265,738.00
MUNICIPAL FUNCTIONS TOTAL	1,618,189.00	4b Industrial 205 40.83	123,056,900.00	Emergencies & Other Deferred Charges	77,200.00
CAPITAL IMPROVEMENTS *MEMO*	40,000.00	4c Apartments		State and Federal Aid Receivable	6,974.00
DEBT SERVICE		Total 2960	301,364,900.00	Other Receivables	10,982.58
Principal Payments	19,500.00	Land Area 10.58 Sq. Miles		Total	2,962,604.45
Interest Payments	125,000.00	Net Valuation Taxable-Municipal	306,559,300.00	LIABILITIES, RESERVES, AND SURPLUS	
DEFERRED CHARGES	135,171.22	Net Valuation Taxable-County	227,437,317.00	Cash Liabilities	1,532,010.08
SCHOOL, COUNTY, SPECIAL DISTRICT TAXES	6,232,487.51	State Equalized Valuation	238,557,339.00	Reserves for Receivables	658,733.38
RESERVE FOR UNCOLLECTED TAXES	266,131.89	State Equalization Ratio	129.14	Surplus Dec. 31, 1975	771,860.99
EXPENDITURES TOTAL	8,396,479.62			Total	2,962,604.45

0218

Population 1970 **10,715**
 Population 1975 **10,835**
 S & P Rating
 Moody Rating

General Tax Rate Per \$100. **2.49**
 State Equalized Tax Rate **2.08**

FAIRVIEW BOROUGH — BERGEN CO.

Form of Government:

Borough Council

Number of Members on Governing Body 6

PER CAPITA:

Gross Debt **52.66**
 Net Debt **29.53**
 Debt Service **4.01**
 Total Tax Levy **263.80**
 Municipal Expenditures **168.24**

PER CENT:

Gross Debt **.44**
 Net Debt **.25**
 Tax Levy Collected **98.21**
 Tax Levy Cancelled, Abated or Adjusted **.24**

EXPENDITURES		REVENUES-REALIZED		1975 PROPERTY TAX	
GENERAL GOVERNMENT				STATE EQUALIZED TAX RATE 2.08	
Governing Body & Public Boards		1975 Property Taxes Collected	2,812,135.36	Local District School Taxes 1.04	1,447,348.50
Municipal Clerk		1975 Payments in Lieu of Taxes		Regional & Consolidated School Tax	
Financial Administration	6,824.86	Delinquent Tax & Lien Collections	62,905.72	School Taxes in Municipal Budget	
Assessment of Taxes	16,513.86	Business Personalty Replacement Taxes	180,428.84	County Taxes .40	548,441.34
Collection of Taxes	52,021.98	Taxes from Public Utilities	213,696.03	County Library Taxes	
Planning, Housing & Development	6,096.00	Other Miscellaneous Tax Revenues		Local Municipal Purpose Taxes .60	833,567.12
Human Resources	23,819.00	State Aid Revenues	1,995.00	Veteran & Senior Citizen Taxes .04	58,590.00
Elections		Federal Aid Revenues	137,201.71	Total Taxes for Rate Computation 2.08	2,887,946.96
General Administration (other)	165,362.91	State and Local Fiscal Assistance Act Utilized	85,821.86	Special District Taxes	
JUDICIARY		Sale of Acquired Property		Bank Stock Taxes	7,112.79
Municipal Courts	10,286.00	Other Miscellaneous Revenues	95,616.02	Added and Omitted Taxes	21,754.82
PUBLIC SAFETY		Total	3,589,800.54	Total Taxes Levied - ABSTRACT	2,858,224.57
Fire Protection	49,511.67	Prior Years Surplus Appropriated	165,000.00	Total Taxes Billed	2,863,277.29
Police Protection	485,080.47	REVENUES TOTAL	3,754,800.54	1975 TAXES COLLECTED	2,812,135.36
Civil Defense & Disaster Control	1,865.00	Reserve For Uncollected Taxes	85,008.13	1975 Taxes Cancelled, Abated or Adjusted	6,858.32
Environmental Inspection & Control	5,171.45	CAPITAL OUTLAY TOTAL	118,798.39	Transfer to Tax Title Liens or Foreclosed	49.80
Other Public Safety				Balance Outstanding Dec. 31, 1975	44,233.81
PUBLIC WORKS				PRIOR YEARS TAXES OUTSTANDING	
Streets and Drainage	181,096.60	Public Enterprises		Balance January 1, 1975	63,479.86
Sewers and Sewage Processing	180,334.33	Recreation—Culture		Collected in 1975	62,905.72
Garbage and Trash Disposal	67,571.85	Public Works	13,384.46	Cancelled, Abated or Adjusted 1975	574.14
Public Buildings and Grounds	64,114.35	Buildings and Grounds	105,413.93	Transfers to Tax Title Liens or Foreclosed	
Other Public Works		Library and Education		Balance December 31, 1975	
HEALTH and WELFARE		Conservation		TAX TITLE LIENS OUTSTANDING	
Health Services Except Environmental	23,722.88	All Other		Balance January 1, 1975	526.03
Welfare-Public Assistance	12,303.64	CAPITAL DEBT AUTHORIZED, DECEMBER 31, 1975		Transfer From Taxes	49.80
Hospitals, Clinics, First Aid	1,000.00	ISSUED AND UNISSUED GROSS DEBT		Redeemed in 1975	
Animal, Insect, & Rodent Control		School		Cancelled, Abated or Adjusted (1975)	
Other Welfare Services		Self-liquidating		Transfers to Foreclosed Property	
RECREATION and CONSERVATION		Other	570,600	Balance December 31, 1975	575.83
Beaches and Boardwalks		Total	570,600	PROPERTY ACQUIRED BY DEED OR FORECLOSURE	
Parks, Playgrounds, Shade Trees	5,114.00	ISSUED AND OUTSTANDING		Balance January 1, 1975	250.00
Land Reclamation & Conservation		School		Transfers From Taxes or Liens	
Other Recreational Services	40,571.45	Self-Liquidating		Sale for Cash (1975)	
EDUCATION (excluding schools)		Other	570,600.00	Cancelled, Abated or Adjusted (1975)	
Libraries	23,260.88	Total	570,600.00	Balance December 31, 1975	250.00
Other Educational Services		EQUALIZED VALUATION BASIS		CURRENT FINANCES DECEMBER 31, 1975	
STATUTORY EXPENDITURES		FOR NET DEBT COMPUTATION	129,246,738.33	ASSETS	
Pensions & F. I. C. A.	99,590.15	REAL PROPERTY VALUATIONS		Cash Dec. 31, 1975	488,163.50
Employee Fringe Benefits	31,597.00	Code Class # of Parcels % VAL'N		Taxes Receivable	44,233.81
Other Statutory Expenditures		1 Vacant Land 135 1.43	1,653,500.00	Tax Title Liens	575.83
CETA And Other Public Employment Programs	125,117.93	2 Residential 1774 61.73	71,325,000.00	Foreclosed Property	250.00
MUNICIPAL FUNCTIONS TOTAL	1,677,948.26	3 Farm		Emergencies & Other Deferred Charges	121,053.81
CAPITAL IMPROVEMENTS *MEMO*		4a Commercial 214 19.05	22,006,900.00	State and Federal Aid Receivable	4,740.53
DEBT SERVICE		4b Industrial 137 11.48	13,261,300.00	Other Receivables	
Principal Payments	25,200.00	4c Apartments 50 6.31	7,288,600.00	Total	659,017.48
Interest Payments	18,271.00	Total 2310	115,535,300.00	LIABILITIES, RESERVES, AND SURPLUS	
DEFERRED CHARGES	16,498.09	Land Area .90 Sq. Miles		Cash Liabilities	423,424.87
SCHOOL, COUNTY, SPECIAL DISTRICT TAXES	1,995,789.84	Net Valuation Taxable-Municipal	116,132,183.00	Reserves for Receivables	45,059.64
RESERVE FOR UNCOLLECTED TAXES	85,008.13	Net Valuation Taxable-County	141,127,855.00	Surplus Dec. 31, 1975	190,532.97
EXPENDITURES TOTAL	3,818,715.32	State Equalized Valuation	138,636,224.00	Total	659,017.48
		State Equalization Ratio	83.70		

2005

Population 1970 8,945
 Population 1975 9,250
 S & P Rating
 Moody Rating

General Tax Rate Per \$100. 4.50
 State Equalized Tax Rate 3.43

FANWOOD BOROUGH — UNION CO.

Form of Government:

Borough Council

Number of Members on Governing Body 6

PER CAPITA:

Gross Debt 412.23
 Net Debt 138.30
 Debt Service 10.93
 Total Tax Levy 432.04
 Municipal Expenditures 155.32

PER CENT:

Gross Debt 3.54
 Net Debt 1.19
 Tax Levy Collected 98.02
 Tax Levy Cancelled, Abated or Adjusted .04

EXPENDITURES		REVENUES-REALIZED		1975 PROPERTY TAX	
GENERAL GOVERNMENT				STATE EQUALIZED TAX RATE	
Governing Body & Public Boards		1975 Property Taxes Collected	3,924,788.88	Local District School Taxes	
Municipal Clerk		1975 Payments in Lieu of Taxes		Regional & Consolidated School Tax	2.46
Financial Administration	18,600.00	Delinquent Tax & Lien Collections	49,168.51	School Taxes in Municipal Budget	
Assessment of Taxes	8,800.00	Business Personalty Replacement Taxes	29,171.54	County Taxes	.45
Collection of Taxes	42,965.00	Taxes from Public Utilities	267,120.59	County Library Taxes	
Planning, Housing & Development	4,225.00	Other Miscellaneous Tax Revenues		Local Municipal Purpose Taxes	.48
Human Resources	1,800.00	State Aid Revenues	2,143.00	Veteran & Senior Citizen Taxes	.04
Elections		Federal Aid Revenues		Total Taxes for Rate Computation	3.43
General Administration (other)	126,330.00	State and Local Fiscal Assistance Act Utilized	68,165.00	Special District Taxes	
JUDICIARY		Sale of Acquired Property		Bank Stock Taxes	4,627.21
Municipal Courts	13,630.00	Other Miscellaneous Revenues	137,988.78	Added and Omitted Taxes	13,450.90
PUBLIC SAFETY		Total	4,478,546.30	Total Taxes Levied - ABSTRACT	3,996,349.41
Fire Protection	48,215.00	Prior Years Surplus Appropriated	355,805.00	Total Taxes Billed	4,004,029.96
Police Protection	350,696.00	REVENUES TOTAL	4,834,351.30	1975 TAXES COLLECTED	3,924,788.88
Civil Defense & Disaster Control	1,625.00	Reserve For Uncollected Taxes	215,041.00	1975 Taxes Cancelled, Abated or Adjusted	1,440.00
Environmental Inspection & Control	3,200.00	CAPITAL OUTLAY TOTAL	179,288.36	Transfer to Tax Title Liens or Foreclosed	2,236.50
Other Public Safety		Public Enterprises		Balance Outstanding Dec. 31, 1975	75,564.58
PUBLIC WORKS		Recreation—Culture		PRIOR YEARS TAXES OUTSTANDING	
Streets and Drainage	200,810.00	Public Works	179,288.36	Balance January 1, 1975	51,304.81
Sewers and Sewage Processing	41,300.00	Buildings and Grounds		Collected in 1975	49,168.51
Garbage and Trash Disposal		Library and Education		Cancelled, Abated or Adjusted 1975	1,692.55
Public Buildings and Grounds		Conservation		Transfers to Tax Title Liens or Foreclosed	443.75
Other Public Works		All Other		Balance December 31, 1975	
HEALTH and WELFARE		CAPITAL DEBT AUTHORIZED, DECEMBER 31, 1975		TAX TITLE LIENS OUTSTANDING	
Health Services Except Environmental	8,747.00	ISSUED AND UNISSUED		Balance January 1, 1975	6,467.81
Welfare-Public Assistance	2,625.00	School	2,533,913	Transfer From Taxes	2,750.57
Hospitals, Clinics, First Aid	4,900.00	Self-liquidating		Redeemed in 1975	
Animal, Insect, & Rodent Control	3,450.00	Other	1,279,255	Cancelled, Abated or Adjusted (1975)	
Other Welfare Services		Total	3,813,168	Transfers to Foreclosed Property	
RECREATION and CONSERVATION		ISSUED AND OUTSTANDING		Balance December 31, 1975	9,218.38
Beaches and Boardwalks		School	2,533,913.00	PROPERTY ACQUIRED BY DEED OR	
Parks, Playgrounds, Shade Trees	58,227.00	Self-Liquidating		FORECLOSURE	
Land Reclamation & Conservation		Other	1,177,100.00	Balance January 1, 1975	5,800.00
Other Recreational Services	5,436.00	Total	3,711,013.00	Transfers From Taxes or Liens	
EDUCATION (excluding schools)		EQUALIZED VALUATION BASIS		Sale for Cash (1975)	
Libraries	57,163.00	FOR NET DEBT COMPUTATION	107,672,448.33	Cancelled, Abated or Adjusted (1975)	
Other Educational Services		REAL PROPERTY VALUATIONS		Balance December 31, 1975	5,800.00
STATUTORY EXPENDITURES		Code Class # of Parcels % VAL'N		CURRENT FINANCES DECEMBER 31, 1975	
Pensions & F. I. C. A.	77,550.00	1 Vacant Land 86 1.27	1,135,000.00	ASSETS	
Employee Fringe Benefits	24,000.00	2 Residential 2404 91.66	81,749,900.00	Cash Dec. 31, 1975	752,622.11
Other Statutory Expenditures		3 Farm		Taxes Receivable	75,564.58
CETA And Other Public Employment Programs		4a Commercial 44 5.19	4,629,900.00	Tax Title Liens	9,218.38
MUNICIPAL FUNCTIONS		4b Industrial 22 1.88	1,673,200.00	Foreclosed Property	5,800.00
CAPITAL IMPROVEMENTS	13,000.00	4c Apartments		Emergencies & Other Deferred Charges	1,680.00
DEBT SERVICE		Total 2556	89,188,000.00	State and Federal Aid Receivable	10,795.00
Principal Payments	73,383.00	Land Area 1.29 Sq. Miles		Other Receivables	80.00
Interest Payments	27,717.00	Net Valuation Taxable-Municipal	89,714,930.00	Total	855,760.07
DEFERRED CHARGES	16,280.00	Net Valuation Taxable-County	110,264,836.00	LIABILITIES, RESERVES, AND SURPLUS	
SCHOOL, COUNTY, SPECIAL DISTRICT TAXES	3,413,988.51	State Equalized Valuation	117,290,766.00	Cash Liabilities	386,834.11
RESERVE FOR UNCOLLECTED TAXES	215,041.00	State Equalization Ratio	76.39	Reserves for Receivables	90,662.96
EXPENDITURES TOTAL	4,850,703.51			Surplus Dec. 31, 1975	378,263.00

1807

Population 1970
Population 1975
S & P Rating
Moody Rating

780
785

General Tax Rate Per \$100.
1.46
State Equalized Tax Rate
1.36

FAR HILLS BOROUGH - SOMERSET CO.

Form of Government:

Borough Council

Number of Members on Governing Body 6

PER CAPITA:

Gross Debt
Net Debt
Debt Service
Total Tax Levy
Municipal Expenditures

534.25

241.13

PER CENT:

Gross Debt
Net Debt
Tax Levy Collected
Tax Levy Cancelled, Abated
or Adjusted

97.89

.20

EXPENDITURES		REVENUES-REALIZED		1975 PROPERTY TAX	
GENERAL GOVERNMENT				STATE EQUALIZED TAX RATE — .56	
Governing Body & Public Boards		1975 Property Taxes Collected	412,312.45	Local District School Taxes	175,000.00
Municipal Clerk		1975 Payments in Lieu of Taxes		Regional & Consolidated School Tax	
Financial Administration	5,700.00	Delinquent Tax & Lien Collections	13,773.39	School Taxes in Municipal Budget	
Assessment of Taxes	5,150.00	Business Personalty Replacement Taxes	8,470.86	County Taxes	140,209.53
Collection of Taxes	1,900.00	Taxes from Public Utilities	17,524.72	County Library Taxes	7,311.08
Planning, Housing & Development	5,340.00	Other Miscellaneous Tax Revenues		Local Municipal Purpose Taxes	95,516.86
Human Resources	25.00	State Aid Revenues	479.50	Veteran & Senior Citizen Taxes	3,240.00
Elections		Federal Aid Revenues		Total Taxes for Rate Computation	421,277.47
General Administration (other)	24,900.00	State and Local Fiscal Assistance Act Utilized	2,928.28	Special District Taxes	
JUDICIARY		Sale of Acquired Property		Bank Stock Taxes	1,350.93
Municipal Courts	3,350.00	Other Miscellaneous Revenues	21,421.43	Added and Omitted Taxes	
PUBLIC SAFETY		Total	476,910.63	Total Taxes Levied - ABSTRACT	419,388.40
Fire Protection	5,800.00	Prior Years Surplus Appropriated	50,000.00	Total Taxes Billed	421,192.95
Police Protection	42,983.00	REVENUES TOTAL	526,910.63	1975 TAXES COLLECTED	412,312.45
Civil Defense & Disaster Control	50.00	Reserve For Uncollected Taxes	21,410.53	1975 Taxes Cancelled, Abated or Adjusted	855.56
Environmental Inspection & Control	1,450.00	CAPITAL OUTLAY TOTAL	7,273.50	Transfer to Tax Title Liens or Foreclosed	
Other Public Safety		Public Enterprises		Balance Outstanding Dec. 31, 1975	8,024.94
PUBLIC WORKS		Recreation—Culture		PRIOR YEARS TAXES OUTSTANDING	
Streets and Drainage	29,900.00	Public Works	7,273.50	Balance January 1, 1975	13,773.39
Sewers and Sewage Processing	13,250.00	Buildings and Grounds		Collected in 1975	13,773.39
Garbage and Trash Disposal	2,600.00	Library and Education		Cancelled, Abated or Adjusted 1975	
Public Buildings and Grounds	7,450.00	Conservation		Transfers to Tax Title Liens or Foreclosed	
Other Public Works		All Other		Balance December 31, 1975	
HEALTH and WELFARE		CAPITAL DEBT AUTHORIZED, DECEMBER 31, 1975		TAX TITLE LIENS OUTSTANDING	
Health Services Except Environmental	1,425.00	ISSUED AND UNISSUED		Balance January 1, 1975	
Welfare-Public Assistance	500.00	School		Transfer From Taxes	
Hospitals, Clinics, First Aid	800.00	Self-liquidating		Redeemed in 1975	
Animal, Insect, & Rodent Control		Other		Cancelled, Abated or Adjusted (1975)	
Other Welfare Services		Total		Transfers to Foreclosed Property	
RECREATION and CONSERVATION		ISSUED AND OUTSTANDING		Balance December 31, 1975	
Beaches and Boardwalks		School		PROPERTY ACQUIRED BY DEED OR	
Parks, Playgrounds, Shade Trees	2,400.00	Self-Liquidating		FORECLOSURE	
Land Reclamation & Conservation	1,625.00	Other		Balance January 1, 1975	
Other Recreational Services	2,000.00	Total		Transfers From Taxes or Liens	
EDUCATION (excluding schools)		EQUALIZED VALUATION BASIS		Sale for Cash (1975)	
Libraries	1,200.00	FOR NET DEBT COMPUTATION	28,473,861.33	Cancelled, Abated or Adjusted (1975)	
Other Educational Services		REAL PROPERTY VALUATIONS		Balance December 31, 1975	
STATUTORY EXPENDITURES		Code Class # of Parcels % VAL'N.		CURRENT FINANCES DECEMBER 31, 1975	
Pensions & F. I. C. A.	5,682.00	1 Vacant Land 40 8.38	2,422,200.00	ASSETS	
Employee Fringe Benefits		2 Residential 185 78.45	22,677,000.00	Cash Dec. 31, 1975	97,476.08
Other Statutory Expenditures		3 Farm 20 5.48	1,585,050.00	Taxes Receivable	8,024.94
CETA And Other Public Employment Programs		4a Commercial 17 7.68	2,220,500.00	Tax Title Liens	
MUNICIPAL FUNCTIONS TOTAL	165,480.00	4b Industrial		Foreclosed Property	
CAPITAL IMPROVEMENTS *MEMO*	4,000.00	4c Apartments		Emergencies & Other Deferred Charges	4,800.00
DEBT SERVICE		Total	28,904,750.00	State and Federal Aid Receivable	
Principal Payments		Land Area 4.90 Sq. Miles		Other Receivables	
Interest Payments		Net Valuation Taxable-Municipal	28,975,222.00	Total	110,301.02
DEFERRED CHARGES	2,400.00	Net Valuation Taxable-County	30,417,298.00	LIABILITIES, RESERVES, AND SURPLUS	
SCHOOL, COUNTY, SPECIAL DISTRICT TAXES	322,520.61	State Equalized Valuation	31,049,989.00	Cash Liabilities	45,931.42
RESERVE FOR UNCOLLECTED TAXES	21,410.53	State Equalization Ratio	93.33	Reserves for Receivables	8,024.94
EXPENDITURES TOTAL	511,811.14			Surplus Dec. 31, 1975	56,344.66
				Total	110,301.02

1314

Population 1970 1,325
 Population 1975 1,375
 S & P Rating
 Moody Rating

General Tax Rate Per \$100. 5.18
 State Equalized Tax Rate 2.84

FARMINGDALE BOROUGH — MONMOUTH CO.
 Form of Government:
 Borough Council
 Number of Members on Governing Body 6

PER CAPITA:
 Gross Debt 395.24
 Net Debt 76.16
 Debt Service 3.70
 Total Tax Levy 310.03
 Municipal Expenditures 113.81

PER CENT:
 Gross Debt 4.68
 Net Debt .90
 Tax Levy Collected 97.09
 Tax Levy Cancelled, Abated or Adjusted .08

EXPENDITURES		REVENUES-REALIZED		1975 PROPERTY TAX	
GENERAL GOVERNMENT				STATE EQUALIZED TAX RATE	
Governing Body & Public Boards		1975 Property Taxes Collected	414,029.78	Local District School Taxes	1.29 192,765.00
Municipal Clerk		1975 Payments in Lieu of Taxes		Regional & Consolidated School Tax	.77 114,640.07
Financial Administration	2,350.00	Delinquent Tax & Lien Collections	12,483.83	School Taxes in Municipal Budget	
Assessment of Taxes	3,750.00	Business Personalty Replacement Taxes	17,320.89	County Taxes	.57 85,400.65
Collection of Taxes	2,125.00	Taxes from Public Utilities	26,807.59	County Library Taxes	.02 3,024.34
Planning, Housing & Development	900.00	Other Miscellaneous Tax Revenues		Local Municipal Purpose Taxes	.15 22,043.28
Human Resources		State Aid Revenues	10,675.00	Veteran & Senior Citizen Taxes	.05 6,760.00
Elections	430.00	Federal Aid Revenues	13,658.24	Total Taxes for Rate Computation	2.85 424,633.34
General Administration (other)	21,050.00	State and Local Fiscal Assistance Act Utilized	12,131.80	Special District Taxes	
JUDICIARY		Sale of Acquired Property	6,645.10	Bank Stock Taxes	3,961.55
Municipal Courts	5,180.00	Other Miscellaneous Revenues	23,517.09	Added and Omitted Taxes	4,459.98
PUBLIC SAFETY		Total	537,269.32	Total Taxes Levied - ABSTRACT	426,294.87
Fire Protection	5,350.00	Prior Years Surplus Appropriated	43,000.00	Total Taxes Billed	426,434.88
Police Protection	12,500.00	REVENUES TOTAL	580,269.32	1975 TAXES COLLECTED	414,029.78
Civil Defense & Disaster Control	50.00	Reserve For Uncollected Taxes	19,946.47	1975 Taxes Cancelled, Abated or Adjusted	320.00
Environmental Inspection & Control	1,600.00	CAPITAL OUTLAY TOTAL	81,588.33	Transfer to Tax Title Liens or Foreclosed	2,997.50
Other Public Safety				Balance Outstanding Dec. 31, 1975	9,087.60
PUBLIC WORKS				PRIOR YEARS TAXES OUTSTANDING	
Streets and Drainage	18,325.00	Public Enterprises	61,474.20	Balance January 1, 1975	10,058.31
Sewers and Sewage Processing	10,000.00	Recreation—Culture		Collected in 1975	10,058.31
Garbage and Trash Disposal	1,700.00	Public Works	20,114.13	Cancelled, Abated or Adjusted 1975	
Public Buildings and Grounds	7,850.00	Buildings and Grounds		Transfers to Tax Title Liens or Foreclosed	
Other Public Works		Library and Education		Balance December 31, 1975	
HEALTH and WELFARE		Conservation		TAX TITLE LIENS OUTSTANDING	
Health Services Except Environmental	1,930.00	All Other		Balance January 1, 1975	6,068.08
Welfare-Public Assistance	100.00	CAPITAL DEBT AUTHORIZED, DECEMBER 31, 1975		Transfer From Taxes	2,997.50
Hospitals, Clinics, First Aid		ISSUED AND UNISSUED GROSS DEBT NET DEBT		Redeemed in 1975	2,425.55
Animal, Insect, & Rodent Control	100.00	School 148,177		Cancelled, Abated or Adjusted (1975)	
Other Welfare Services		Self-liquidating 290,562		Transfers to Foreclosed Property	
RECREATION and CONSERVATION		Other 104,721	104,721	Balance December 31, 1975	6,640.03
Beaches and Boardwalks		Total 543,460	104,721	PROPERTY ACQUIRED BY DEED OR	
Parks, Playgrounds, Shade Trees	1,800.00			FORECLOSURE	
Land Reclamation & Conservation				Balance January 1, 1975	7,645.10
Other Recreational Services	1,000.00			Transfers From Taxes or Liens	
EDUCATION (excluding schools)				Sale for Cash (1975)	6,645.10
Libraries		ISSUED AND OUTSTANDING		Cancelled, Abated or Adjusted (1975)	
Other Educational Services		School 148,177.00		Balance December 31, 1975	1,000.00
STATUTORY EXPENDITURES		Self-Liquidating 286,000.00		CURRENT FINANCES DECEMBER 31, 1975	
Pensions & F. I. C. A.	3,600.00	Other 434,177.00		ASSETS	
Employee Fringe Benefits	650.00	Total 11,621,561.67		Cash Dec. 31, 1975	224,661.30
Other Statutory Expenditures				Taxes Receivable	9,087.60
CETA And Other Public Employment Programs	14,548.00			Tax Title Liens	6,640.06
MUNICIPAL FUNCTIONS TOTAL	116,888.00			Foreclosed Property	1,000.00
CAPITAL IMPROVEMENTS *MEMO*				Emergencies & Other Deferred Charges	10,600.00
DEBT SERVICE				State and Federal Aid Receivable	13,499.70
Principal Payments	5,000.00			Other Receivables	5,763.12
Interest Payments	81.25			Total	271,251.78
DEFERRED CHARGES	14,568.64			LIABILITIES, RESERVES, AND SURPLUS	
SCHOOL, COUNTY, SPECIAL DISTRICT TAXES	395,830.06			Cash Liabilities	182,360.56
RESERVE FOR UNCOLLECTED TAXES	19,946.47			Reserves for Receivables	22,490.78
EXPENDITURES TOTAL	552,314.42			Surplus Dec. 31, 1975	66,400.44
				Total	271,251.78

0314

Population 1970 **615**
 Population 1975 **620**
 S & P Rating
 Moody Rating

General Tax Rate Per \$100. **5.63**
 State Equalized Tax Rate **3.29**

FIELDSBORO BOROUGH — BURLINGTON CO.

Form of Government:
 Borough Council
 Number of Members on Governing Body 6

PER CAPITA:

Gross Debt **913.71**
 Net Debt **913.71**
 Debt Service **11.29**
 Total Tax Levy **261.88**
 Municipal Expenditures **232.89**

PER CENT:

Gross Debt **12.70**
 Net Debt **12.70**
 Tax Levy Collected **85.57**
 Tax Levy Cancelled, Abated or Adjusted **3.6**

EXPENDITURES		REVENUES-REALIZED		1975 PROPERTY TAX	
GENERAL GOVERNMENT				STATE EQUALIZED TAX RATE 3.29	
Governing Body & Public Boards		1975 Property Taxes Collected	138,936.96	Local District School Taxes 2.43	121,433.00
Municipal Clerk		1975 Payments in Lieu of Taxes		Regional & Consolidated School Tax	
Financial Administration	2,800.00	Delinquent Tax & Lien Collections	21,856.16	School Taxes in Municipal Budget	
Assessment of Taxes	500.00	Business Personalty Replacement Taxes	63,284.77	County Taxes	.77
Collection of Taxes	2,350.00	Taxes from Public Utilities	13,933.62	County Library Taxes	.03
Planning, Housing & Development	300.00	Other Miscellaneous Tax Revenues		Local Municipal Purpose Taxes	
Human Resources		State Aid Revenues	1,695.00	Veteran & Senior Citizen Taxes	.07
Elections		Federal Aid Revenues	9,398.77	Total Taxes for Rate Computation	3.30
General Administration (other)	16,825.00	State and Local Fiscal Assistance Act Utilized	5,155.00	Special District Taxes	
JUDICIARY		Sale of Acquired Property		Bank Stock Taxes	
Municipal Courts	3,200.00	Other Miscellaneous Revenues	10,315.61	Added and Omitted Taxes	926.58
PUBLIC SAFETY		Total	264,575.89	Total Taxes Levied - ABSTRACT	162,364.27
Fire Protection	375.00	Prior Years Surplus Appropriated	38,470.00	Total Taxes Billed	162,368.96
Police Protection	9,200.00	REVENUES TOTAL	303,045.89	1975 TAXES COLLECTED	138,936.96
Civil Defense & Disaster Control	125.00	Reserve For Uncollected Taxes	30,000.00	1975 Taxes Cancelled, Abated or Adjusted	577.08
Environmental Inspection & Control	450.00	CAPITAL OUTLAY TOTAL	181,247.63	Transfer to Tax Title Liens or Foreclosed	1,652.87
Other Public Safety				Balance Outstanding Dec. 31, 1975	21,202.05
PUBLIC WORKS				PRIOR YEARS TAXES OUTSTANDING	
Streets and Drainage	30,700.00	Public Enterprises		Balance January 1, 1975	20,504.90
Sewers and Sewage Processing		Recreation—Culture		Collected in 1975	19,774.00
Garbage and Trash Disposal	15,805.00	Public Works	181,247.63	Cancelled, Abated or Adjusted 1975	
Public Buildings and Grounds	50.00	Buildings and Grounds		Transfers to Tax Title Liens or Foreclosed	438.90
Other Public Works		Library and Education		Balance December 31, 1975	292.00
HEALTH and WELFARE		Conservation		TAX TITLE LIENS OUTSTANDING	
Health Services Except Environmental	5,000.00	All Other		Balance January 1, 1975	4,811.69
Welfare-Public Assistance	630.00	CAPITAL DEBT AUTHORIZED, DECEMBER 31, 1975		Transfer From Taxes	2,158.28
Hospitals, Clinics, First Aid		ISSUED AND UNISSUED GROSS DEBT		Redeemed in 1975	2,082.16
Animal, Insect, & Rodent Control		School		Cancelled, Abated or Adjusted (1975)	
Other Welfare Services		Self-liquidating		Transfers to Foreclosed Property	
RECREATION and CONSERVATION		Other	566,500	Balance December 31, 1975	4,887.81
Beaches and Boardwalks		Total	566,500	PROPERTY ACQUIRED BY DEED OR	
Parks, Playgrounds, Shade Trees	3,620.00	ISSUED AND OUTSTANDING		FORECLOSURE	
Land Reclamation & Conservation		School		Balance January 1, 1975	300.00
Other Recreational Services		Self-Liquidating		Transfers From Taxes or Liens	
EDUCATION (excluding schools)		Other	125,000.00	Sale for Cash (1975)	
Libraries	50.00	Total	125,000.00	Cancelled, Abated or Adjusted (1975)	
Other Educational Services		EQUALIZED VALUATION BASIS		Balance December 31, 1975	300.00
STATUTORY EXPENDITURES		FOR NET DEBT COMPUTATION	4,462,348.33	CURRENT FINANCES DECEMBER 31, 1975	
Pensions & F. I. C. A.	1,550.00	REAL PROPERTY VALUATIONS		ASSETS	
Employee Fringe Benefits		Code Class # of Parcels % VAL'N		Cash Dec. 31, 1975	133,523.59
Other Statutory Expenditures		1 Vacant Land 19 2.10	61,300.00	Taxes Receivable	21,494.05
CETA And Other Public Employment Programs	11,861.00	2 Residential 168 58.53	1,704,750.00	Tax Title Liens	4,887.81
MUNICIPAL FUNCTIONS TOTAL	105,391.00	3 Farm 1 .04	1,200.00	Foreclosed Property	300.00
CAPITAL IMPROVEMENTS *MEMO*	5,000.00	4a Commercial 1 .56	16,300.00	Emergencies & Other Deferred Charges	
DEBT SERVICE		4b Industrial 6 38.77	1,129,250.00	State and Federal Aid Receivable	31,227.62
Principal Payments		4c Apartments		Other Receivables	1,007.74
Interest Payments	7,000.00	Total	2,912,800.00	Total	192,440.81
DEFERRED CHARGES	2,000.00	Land Area .30 Sq. Miles		LIABILITIES, RESERVES, AND SURPLUS	
SCHOOL, COUNTY, SPECIAL DISTRICT TAXES	161,437.69	Net Valuation Taxable-Municipal	2,930,052.00	Cash Liabilities	96,860.18
RESERVE FOR UNCOLLECTED TAXES	30,000.00	Net Valuation Taxable-County	6,328,662.00	Reserves for Receivables	27,689.60
EXPENDITURES TOTAL	305,828.69	State Equalized Valuation	4,994,730.00	Surplus Dec. 31, 1975	67,891.03
		State Equalization Ratio	58.52	Total	192,440.81

1009
 Population 1970 **3,920**
 Population 1975 **4,035**
 S & P Rating
 Moody Rating **A-1**
 General Tax Rate Per \$100. **3.83**
 State Equalized Tax Rate **2.56**

FLEMINGTON BOROUGH — HUNTERDON CO.
 Form of Government:
 Borough Council
 Number of Members on Governing Body **6**

PER CAPITA:
 Gross Debt **652.51**
 Net Debt **240.49**
 Debt Service **.25**
 Total Tax Levy **439.35**
 Municipal Expenditures **225.77**
 PER CENT:
 Gross Debt **4.50**
 Net Debt **1.66**
 Tax Levy Collected **93.68**
 Tax Levy Cancelled, Abated or Adjusted **.02**

EXPENDITURES		REVENUES-REALIZED		1975 PROPERTY TAX STATE EQUALIZED TAX RATE	
GENERAL GOVERNMENT					
Governing Body & Public Boards		1975 Property Taxes Collected	1,662,182.27	Local District School Taxes	
Municipal Clerk		1975 Payments in Lieu of Taxes		Regional & Consolidated School Tax	1.68
Financial Administration	11,650.00	Delinquent Tax & Lien Collections	131,202.07	School Taxes in Municipal Budget	
Assessment of Taxes	6,550.00	Business Personalty Replacement Taxes	83,364.49	County Taxes	.40
Collection of Taxes	6,350.00	Taxes from Public Utilities	77,247.53	County Library Taxes	
Planning, Housing & Development	16,100.00	Other Miscellaneous Tax Revenues		Local Municipal Purpose Taxes	.45
Human Resources		State Aid Revenues	1,080.50	Veteran & Senior Citizen Taxes	.02
Elections		Federal Aid Revenues		Total Taxes for Rate Computation	2.55
General Administration (other)	91,470.00	State and Local Fiscal Assistance Act Utilized	20,336.39	Special District Taxes	
JUDICIARY		Sale of Acquired Property		Bank Stock Taxes	20,098.61
Municipal Courts	13,800.00	Other Miscellaneous Revenues	276,085.63	Added and Omitted Taxes	1,674.99
PUBLIC SAFETY		Total	2,251,498.88	Total Taxes Levied - ABSTRACT	1,772,760.80
Fire Protection	26,250.00	Prior Years Surplus Appropriated	175,000.00	Total Taxes Billed	1,774,371.74
Police Protection	143,900.00	REVENUES TOTAL	2,426,498.88	1975 TAXES COLLECTED	1,662,182.27
Civil Defense & Disaster Control	50.00	Reserve For Uncollected Taxes	152,302.20	1975 Taxes Cancelled, Abated or Adjusted	299.80
Environmental Inspection & Control	3,900.00	CAPITAL OUTLAY TOTAL	121,385.86	Transfer to Tax Title Liens or Foreclosed	4,639.62
Other Public Safety				Balance Outstanding Dec. 31, 1975	107,250.05
PUBLIC WORKS				PRIOR YEARS TAXES OUTSTANDING	
Streets and Drainage	99,770.12	Public Enterprises	72,786.13	Balance January 1, 1975	135,706.34
Sewers and Sewage Processing	141,000.00	Recreation—Culture		Collected in 1975	128,230.24
Garbage and Trash Disposal	57,336.92	Public Works	40,987.85	Cancelled, Abated or Adjusted 1975	
Public Buildings and Grounds	9,800.00	Buildings and Grounds	7,611.88	Transfers to Tax Title Liens or Foreclosed	3,759.79
Other Public Works	3,467.39	Library and Education		Balance December 31, 1975	3,716.31
HEALTH and WELFARE		Conservation		TAX TITLE LIENS OUTSTANDING	
Health Services Except Environmental	1,350.00	All Other		Balance January 1, 1975	1,180.12
Welfare-Public Assistance	4,650.00	CAPITAL DEBT AUTHORIZED, DECEMBER 31, 1975		Transfer From Taxes	8,854.56
Hospitals, Clinics, First Aid		ISSUED AND UNISSUED		Redeemed in 1975	2,971.83
Animal, Insect, & Rodent Control	800.00	School	988,492	Cancelled, Abated or Adjusted (1975)	
Other Welfare Services		Self-liquidating	674,000	Transfers to Foreclosed Property	
RECREATION and CONSERVATION		Other	970,367	Balance December 31, 1975	7,062.85
Beaches and Boardwalks		Total	2,632,859	PROPERTY ACQUIRED BY DEED OR FORECLOSURE	
Parks, Playgrounds, Shade Trees	1,000.00	ISSUED AND OUTSTANDING		Balance January 1, 1975	
Land Reclamation & Conservation	500.00	School	988,492.00	Transfers From Taxes or Liens	
Other Recreational Services	3,100.00	Self-Liquidating	674,000.00	Sale for Cash (1975)	
EDUCATION (excluding schools)		Other		Cancelled, Abated or Adjusted (1975)	
Libraries	44,845.00	Total	1,662,492.00	Balance December 31, 1975	
Other Educational Services		EQUALIZED VALUATION BASIS		CURRENT FINANCES DECEMBER 31, 1975	
STATUTORY EXPENDITURES		FOR NET DEBT COMPUTATION	58,507,786.67	ASSETS	
Pensions & F. I. C. A.	28,991.57	REAL PROPERTY VALUATIONS		Cash Dec. 31, 1975	505,189.08
Employee Fringe Benefits	12,500.00	Code Class # of Parcels % VAL'N		Taxes Receivable	110,966.36
Other Statutory Expenditures		1 Vacant Land 72 2.71	1,216,025.00	Tax Title Liens	7,062.85
CETA And Other Public Employment Programs		2 Residential 753 42.40	18,994,035.00	Foreclosed Property	
MUNICIPAL FUNCTIONS TOTAL	729,131.00	3 Farm 6 .32	141,250.00	Emergencies & Other Deferred Charges	9,296.21
CAPITAL IMPROVEMENTS *MEMO*	50,000.00	4a Commercial 172 38.32	17,167,425.00	State and Federal Aid Receivable	39,000.00
DEBT SERVICE		4b Industrial		Other Receivables	26,031.37
Principal Payments		4c Apartments 9 16.24	7,275,700.00	Total	697,545.87
Interest Payments	1,000.00	Total 1012	44,794,435.00	LIABILITIES, RESERVES, AND SURPLUS	
DEFERRED CHARGES	28,545.25	Land Area 1.10 Sq. Miles		Cash Liabilities	131,055.69
SCHOOL, COUNTY, SPECIAL DISTRICT TAXES	1,438,647.10	Net Valuation Taxable-Municipal	46,179,440.00	Reserves for Receivables	144,060.58
RESERVE FOR UNCOLLECTED TAXES	152,302.20	Net Valuation Taxable-County	63,206,918.00	Surplus Dec. 31, 1975	422,429.60
EXPENDITURES TOTAL	2,349,625.55	State Equalized Valuation	68,323,020.00	Total	697,545.87
		State Equalization Ratio	66.92		

0315

Population 1970 **8,570**
 Population 1975 **8,900**
 S & P Rating
 Moody Rating

General Tax Rate Per \$100. **5.08**
 State Equalized Tax Rate **2.51**

FLORENCE TOWNSHIP — BURLINGTON CO.

Form of Government:

Mayor-Council Plan F (OMCL50)

Number of Members on Governing Body 5

PER CAPITA:

Gross Debt **255.74**
 Net Debt **213.61**
 Debt Service **4.55**
 Total Tax Levy **349.41**
 Municipal Expenditures **176.05**

PER CENT:

Gross Debt **2.18**
 Net Debt **1.82**
 Tax Levy Collected **78.28**
 Tax Levy Cancelled, Abated or Adjusted **1.54**

EXPENDITURES		REVENUES-REALIZED		1975 PROPERTY TAX	
GENERAL GOVERNMENT				STATE EQUALIZED TAX RATE 2.51	
Governing Body & Public Boards	10,100.00			Local District School Taxes	1,964,306.50
Municipal Clerk	31,500.00			Regional & Consolidated School Tax	
Financial Administration	23,820.00			School Taxes in Municipal Budget	
Assessment of Taxes	8,700.00			County Taxes	701,510.57
Collection of Taxes	21,800.00			County Library Taxes	28,972.53
Planning, Housing & Development	34,100.00			Local Municipal Purpose Taxes	395,526.74
Human Resources				Veteran & Senior Citizen Taxes	74,120.00
Elections				Total Taxes for Rate Computation	3,164,436.34
General Administration (other)	81,000.00			Special District Taxes	
JUDICIARY				Bank Stock Taxes	5,547.81
Municipal Courts	12,900.00			Added and Omitted Taxes	13,888.63
PUBLIC SAFETY				Total Taxes Levied - ABSTRACT	3,109,752.78
Fire Protection	48,600.00			Total Taxes Billed	3,109,600.26
Police Protection	273,539.00			1975 TAXES COLLECTED	2,434,329.65
Civil Defense & Disaster Control	2,500.00			1975 Taxes Cancelled, Abated or Adjusted	47,924.32
Environmental Inspection & Control	2,150.00			Transfer to Tax Title Liens or Foreclosed	15,278.14
Other Public Safety				Balance Outstanding Dec. 31, 1975	612,068.15
PUBLIC WORKS				PRIOR YEARS TAXES OUTSTANDING	
Streets and Drainage	145,100.00			Balance January 1, 1975	354,740.89
Sewers and Sewage Processing				Collected in 1975	211,625.78
Garbage and Trash Disposal	131,900.00			Cancelled, Abated or Adjusted 1975	37,239.88
Public Buildings and Grounds	26,700.00			Transfers to Tax Title Liens or Foreclosed	1,175.50
Other Public Works				Balance December 31, 1975	104,699.73
HEALTH and WELFARE				TAX TITLE LIENS OUTSTANDING	
Health Services Except Environmental	3,800.00			Balance January 1, 1975	16,127.47
Welfare-Public Assistance	3,450.00			Transfer From Taxes	16,660.22
Hospitals, Clinics, First Aid				Redeemed in 1975	338.56
Animal, Insect, & Rodent Control				Cancelled, Abated or Adjusted (1975)	
Other Welfare Services				Transfers to Foreclosed Property	
RECREATION and CONSERVATION				Balance December 31, 1975	32,449.13
Beaches and Boardwalks				PROPERTY ACQUIRED BY DEED OR	
Parks, Playgrounds, Shade Trees	35,850.00			FORECLOSURE	
Land Reclamation & Conservation				Balance January 1, 1975	25,980.01
Other Recreational Services	25,500.00			Transfers From Taxes or Liens	
EDUCATION (excluding schools)				Sale for Cash (1975)	7,890.00
Libraries	13,000.00			Cancelled, Abated or Adjusted (1975)	
Other Educational Services				Balance December 31, 1975	18,090.01
STATUTORY EXPENDITURES				CURRENT FINANCES DECEMBER 31, 1975	
Pensions & F. I. C. A.	66,500.00			ASSETS	
Employee Fringe Benefits	27,840.00			Cash Dec. 31, 1975	547,830.82
Other Statutory Expenditures				Taxes Receivable	716,767.88
CETA And Other Public Employment Programs	86,139.00			Tax Title Liens	32,449.13
MUNICIPAL FUNCTIONS TOTAL	1,116,488.00			Foreclosed Property	18,090.01
CAPITAL IMPROVEMENTS *MEMO*				Emergencies & Other Deferred Charges	538,455.93
DEBT SERVICE				State and Federal Aid Receivable	60,840.00
Principal Payments	35,000.00			Other Receivables	19,509.34
Interest Payments	5,530.00			Total	1,933,943.11
DEFERRED CHARGES	25,428.78			LIABILITIES, RESERVES, AND SURPLUS	
SCHOOL, COUNTY, SPECIAL DISTRICT TAXES	2,694,789.60			Cash Liabilities	1,097,723.62
RESERVE FOR UNCOLLECTED TAXES	384,425.11			Reserves for Receivables	786,816.36
EXPENDITURES TOTAL	4,261,661.49			Surplus Dec. 31, 1975	49,403.13
				Total	1,933,943.11

1411

Population 1970 8,110
 Population 1975 8,230
 S & P Rating AA
 Moody Rating AA

General Tax Rate Per \$100. 4.24
 State Equalized Tax Rate 2.28

FLORHAM PARK BOROUGH — MORRIS CO.
 Form of Government:
 Borough Council
 Number of Members on Governing Body 6

PER CAPITA:
 Gross Debt 657.87
 Net Debt 289.44
 Debt Service 18.68
 Total Tax Levy 655.76
 Municipal Expenditures 236.18

PER CENT:
 Gross Debt 2.64
 Net Debt 1.16
 Tax Levy Collected 97.21
 Tax Levy Cancelled, Abated or Adjusted .49

EXPENDITURES		REVENUES-REALIZED		1975 PROPERTY TAX	
GENERAL GOVERNMENT				STATE EQUALIZED TAX RATE	
Governing Body & Public Boards		1975 Property Taxes Collected	5,257,563.34	Local District School Taxes .80	1,888,726.00
Municipal Clerk		1975 Payments in Lieu of Taxes		Regional & Consolidated School Tax .60	1,412,513.89
Financial Administration	46,940.00	Delinquent Tax & Lien Collections	103,475.25	School Taxes in Municipal Budget	
Assessment of Taxes	12,700.00	Business Personalty Replacement Taxes	136,621.17	County Taxes .44	1,051,554.13
Collection of Taxes	1,500.00	Taxes from Public Utilities	239,845.66	County Library Taxes	
Planning, Housing & Development	22,500.00	Other Miscellaneous Tax Revenues		Local Municipal Purpose Taxes .42	996,528.85
Human Resources	1,500.00	State Aid Revenues	4,534.00	Veteran & Senior Citizen Taxes .02	44,250.00
Elections	1,884.00	Federal Aid Revenues		Total Taxes for Rate Computation 2.28	5,393,572.87
General Administration (other)	230,872.00	State and Local Fiscal Assistance Act Utilized	99,927.40	Special District Taxes	
JUDICIARY		Sale of Acquired Property		Bank Stock Taxes	13,226.68
Municipal Courts	8,400.00	Other Miscellaneous Revenues	166,146.00	Added and Omitted Taxes	34,316.48
PUBLIC SAFETY		Total	6,008,112.82	Total Taxes Levied - ABSTRACT	5,396,866.03
Fire Protection	35,300.00	Prior Years Surplus Appropriated	317,000.00	Total Taxes Billed	5,408,567.66
Police Protection	402,567.00	REVENUES TOTAL	6,325,112.82	1975 TAXES COLLECTED	5,257,563.34
Civil Defense & Disaster Control	4,500.00	Reserve For Uncollected Taxes	190,000.00	1975 Taxes Cancelled, Abated or Adjusted	26,370.32
Environmental Inspection & Control	22,100.00	CAPITAL OUTLAY TOTAL	231,956.65	Transfer to Tax Title Liens or Foreclosed	2,005.52
Other Public Safety		Public Enterprises	28,714.80	Balance Outstanding Dec. 31, 1975	122,629.48
PUBLIC WORKS		Recreation—Culture	2,444.44	PRIOR YEARS TAXES OUTSTANDING	
Streets and Drainage	248,517.40	Public Works	194,971.82	Balance January 1, 1975	112,614.65
Sewers and Sewage Processing	94,000.00	Buildings and Grounds	5,825.59	Collected in 1975	103,475.25
Garbage and Trash Disposal	44,500.00	Library and Education		Cancelled, Abated or Adjusted 1975	
Public Buildings and Grounds	150,207.00	Conservation		Transfers to Tax Title Liens or Foreclosed	139.20
Other Public Works		All Other		Balance December 31, 1975	9,000.20
HEALTH and WELFARE		CAPITAL DEBT AUTHORIZED, DECEMBER 31, 1975		TAX TITLE LIENS OUTSTANDING	
Health Services Except Environmental	13,300.00	ISSUED AND UNISSUED		Balance January 1, 1975	3,505.81
Welfare-Public Assistance	1,000.00	SCHOOL	2,087,537	Transfer From Taxes	2,183.73
Hospitals, Clinics, First Aid		Self-liquidating	222,700	Redeemed in 1975	
Animal, Insect, & Rodent Control	4,800.00	Other	3,103,998	Cancelled, Abated or Adjusted (1975)	
Other Welfare Services		Total	5,414,235	Transfers to Foreclosed Property	
RECREATION and CONSERVATION		ISSUED AND OUTSTANDING		Balance December 31, 1975	5,689.54
Beaches and Boardwalks		SCHOOL	2,087,537.00	PROPERTY ACQUIRED BY DEED OR FORECLOSURE	
Parks, Playgrounds, Shade Trees	6,000.00	Self-Liquidating	206,000.00	Balance January 1, 1975	13,600.00
Land Reclamation & Conservation	1,888.00	Other	3,098,998.00	Transfers From Taxes or Liens	
Other Recreational Services	59,565.00	Total	5,392,535.00	Sale for Cash (1975)	
EDUCATION (excluding schools)		EQUALIZED VALUATION BASIS		Cancelled, Abated or Adjusted (1975)	
Libraries	71,500.00	FOR NET DEBT COMPUTATION	205,096,665.00	Balance December 31, 1975	13,600.00
Other Educational Services		REAL PROPERTY VALUATIONS		CURRENT FINANCES DECEMBER 31, 1975	
STATUTORY EXPENDITURES		Code Class # of Parcels % VAL'N		ASSETS	
Pensions & F. I. C. A.	88,258.00	1 Vacant Land 177 6.03	7,605,550.00	Cash Dec. 31, 1975	412,399.30
Employee Fringe Benefits	25,716.00	2 Residential 2082 50.61	63,863,900.00	Taxes Receivable	131,629.68
Other Statutory Expenditures		3 Farm		Tax Title Liens	5,689.54
CETA And Other Public Employment Programs		4a Commercial 55 17.92	22,613,650.00	Foreclosed Property	13,600.00
MUNICIPAL FUNCTIONS TOTAL	1,600,014.40	4b Industrial 10 25.45	32,111,100.00	Emergencies & Other Deferred Charges	
CAPITAL IMPROVEMENTS MEMO*	10,000.00	4c Apartments		State and Federal Aid Receivable	18,329.35
DEBT SERVICE		Total 2324	126,194,200.00	Other Receivables	3,557.48
Principal Payments	80,000.00	Land Area 7.50 Sq. Miles		Total	585,205.35
Interest Payments	73,708.00	Net Valuation Taxable-Municipal	127,485,732.00	LIABILITIES, RESERVES, AND SURPLUS	
DEFERRED CHARGES		Net Valuation Taxable-County	255,807,621.00	Cash Liabilities	126,950.90
SCHOOL, COUNTY, SPECIAL DISTRICT TAXES	4,352,794.02	State Equalized Valuation	235,678,976.00	Reserves for Receivables	154,476.70
RESERVE FOR UNCOLLECTED TAXES	190,000.00	State Equalization Ratio	53.84	Surplus Dec. 31, 1975	303,777.75
EXPENDITURES TOTAL	6,296,516.42			Total	585,205.35

0110

Population 1970 **1,770**
 Population 1975 **1,995**
 S & P Rating
 Moody Rating

General Tax Rate Per \$100. **5.35**
 State Equalized Tax Rate **3.36**

FOLSOM BOROUGH — ATLANTIC CO.
Form of Government:
Borough Council
Number of Members on Governing Body 6

PER CAPITA: **120.30**
 Gross Debt
 Net Debt
 Debt Service
 Total Tax Levy **371.39**
 Municipal Expenditures **128.19**
 PER CENT: **1.44**
 Gross Debt
 Net Debt
 Tax Levy Collected **87.44**
 Tax Levy Cancelled, Abated or Adjusted

EXPENDITURES		REVENUES-REALIZED		1975 PROPERTY TAX	
GENERAL GOVERNMENT				STATE EQUALIZED TAX RATE	
Governing Body & Public Boards		1975 Property Taxes Collected	647,784.54	Local District School Taxes	2.53
Municipal Clerk		1975 Payments in Lieu of Taxes		Regional & Consolidated School Tax	
Financial Administration	5,300.00	Delinquent Tax & Lien Collections	50,939.26	School Taxes in Municipal Budget	
Assessment of Taxes	4,850.00	Business Personalty Replacement Taxes	14,258.75	County Taxes	.79
Collection of Taxes	6,800.00	Taxes from Public Utilities	48,513.22	County Library Taxes	.01
Planning, Housing & Development	1,000.00	Other Miscellaneous Tax Revenues		Local Municipal Purpose Taxes	
Human Resources		State Aid Revenues	5,048.50	Veteran & Senior Citizen Taxes	.04
Elections		Federal Aid Revenues		Total Taxes for Rate Computation	3.37
General Administration (other)	27,325.00	State and Local Fiscal Assistance Act Utilized	16,226.00	Special District Taxes	
JUDICIARY		Sale of Acquired Property		Bank Stock Taxes	
Municipal Courts	8,000.00	Other Miscellaneous Revenues	28,294.39	Added and Omitted Taxes	
PUBLIC SAFETY		Total	811,064.66	Total Taxes Levied - ABSTRACT	
Fire Protection	11,000.00	Prior Years Surplus Appropriated	110,000.00	Total Taxes Billed	
Police Protection	4,005.70	REVENUES	921,064.66	1975 TAXES COLLECTED	647,784.54
Civil Defense & Disaster Control	900.00	Reserve For Uncollected Taxes	76,500.00	1975 Taxes Cancelled, Abated or Adjusted	
Environmental Inspection & Control	2,000.00			Transfer to Tax Title Liens or Foreclosed	
Other Public Safety		CAPITAL OUTLAY		Balance Outstanding Dec. 31, 1975	93,046.90
PUBLIC WORKS		Total		PRIOR YEARS TAXES OUTSTANDING	
Streets and Drainage	67,026.00	Public Enterprises		Balance January 1, 1975	81,788.49
Sewers and Sewage Processing		Recreation—Culture		Collected in 1975	45,883.42
Garbage and Trash Disposal	23,000.00	Public Works		Cancelled, Abated or Adjusted 1975	1,358.20
Public Buildings and Grounds	4,800.00	Buildings and Grounds		Transfers to Tax Title Liens or Foreclosed	3,073.33
Other Public Works		Library and Education		Balance December 31, 1975	31,473.54
HEALTH and WELFARE		Conservation		TAX TITLE LIENS OUTSTANDING	
Health Services Except Environmental	2,500.00	All Other		Balance January 1, 1975	6,624.94
Welfare-Public Assistance	350.00	CAPITAL DEBT AUTHORIZED, DECEMBER 31, 1975		Transfer From Taxes	4,506.32
Hospitals, Clinics, First Aid	300.00	ISSUED AND UNISSUED		Redeemed in 1975	5,055.84
Animal, Insect, & Rodent Control	1,000.00	School	240,000	Cancelled, Abated or Adjusted (1975)	
Other Welfare Services		Self-liquidating		Transfers to Foreclosed Property	
RECREATION and CONSERVATION		Other		Balance December 31, 1975	6,075.42
Beaches and Boardwalks		Total	240,000	PROPERTY ACQUIRED BY DEED OR	
Parks, Playgrounds, Shade Trees	6,000.00	ISSUED AND OUTSTANDING		FORECLOSURE	
Land Reclamation & Conservation		School	240,000.00	Balance January 1, 1975	3,577.00
Other Recreational Services		Self-Liquidating		Transfers From Taxes or Liens	
EDUCATION (excluding schools)		Other		Sale for Cash (1975)	
Libraries		Total	240,000.00	Cancelled, Abated or Adjusted (1975)	
Other Educational Services		EQUALIZED VALUATION BASIS		Balance December 31, 1975	3,577.00
STATUTORY EXPENDITURES		FOR NET DEBT COMPUTATION	16,622,032.67	CURRENT FINANCES DECEMBER 31, 1975	
Pensions & F. I. C. A.	2,400.00	REAL PROPERTY VALUATIONS		ASSETS	
Employee Fringe Benefits		Code Class # of Parcels % VAL'N		Cash Dec. 31, 1975	209,756.03
Other Statutory Expenditures		1 Vacant Land 742 12.29	1,554,855.00	Taxes Receivable	124,520.44
CETA And Other Public Employment Programs		2 Residential 453 60.20	7,615,900.00	Tax Title Liens	6,075.42
MUNICIPAL FUNCTIONS	178,556.70	3 Farm 35 1.20	151,100.00	Foreclosed Property	3,577.00
CAPITAL IMPROVEMENTS	1,000.00	4a Commercial 41 6.43	813,200.00	Emergencies & Other Deferred Charges	2,450.99
DEBT SERVICE		4b Industrial 11 19.89	2,515,710.00	State and Federal Aid Receivable	30,823.06
Principal Payments		4c Apartments		Other Receivables	197.13
Interest Payments		Total 1282	12,650,765.00	Total	377,400.07
DEFERRED CHARGES	679.65	Land Area 8.40 Sq. Miles		LIABILITIES, RESERVES, AND SURPLUS	
SCHOOL, COUNTY, SPECIAL DISTRICT TAXES	702,861.49	Net Valuation Taxable-Municipal	13,303,016.00	Cash Liabilities	64,439.17
RESERVE FOR UNCOLLECTED TAXES	76,500.00	Net Valuation Taxable-County	19,427,416.00	Reserves for Receivables	134,369.99
EXPENDITURES	958,597.84	State Equalized Valuation	20,755,819.00	Surplus Dec. 31, 1975	178,590.91
TOTAL		State Equalization Ratio	62.93	Total	377,400.07

0219

Population 1970 **30,665**
 Population 1975 **31,925**
 S & P Rating
 Moody Rating **A-1**

General Tax Rate Per \$100. **2.99**
 State Equalized Tax Rate **1.76**

FORT LEE BOROUGH — BERGEN CO.

Form of Government:
 Borough Council
 Number of Members on Governing Body 6

PER CAPITA:
 Gross Debt **611.18**
 Net Debt **318.77**
 Debt Service **14.67**
 Total Tax Levy **412.82**
 Municipal Expenditures **198.18**

PER CENT:
 Gross Debt **3.18**
 Net Debt **1.66**
 Tax Levy Collected **90.06**
 Tax Levy Cancelled, Abated or Adjusted **.09**

EXPENDITURES		REVENUES-REALIZED		1975 PROPERTY TAX	
GENERAL GOVERNMENT		1975 Property Taxes Collected		STATE EQUALIZED TAX RATE \rightarrow	
Governing Body & Public Boards				Local District School Taxes	.84
Municipal Clerk				Regional & Consolidated School Tax	
Financial Administration	17,500.00	1975 Payments in Lieu of Taxes	11,876,817.26	School Taxes in Municipal Budget	
Assessment of Taxes	74,844.00	Delinquent Tax & Lien Collections	19,967.00	County Taxes	.32
Collection of Taxes	44,127.00	Business Personality Replacement Taxes	246,251.00	County Library Taxes	
Planning, Housing & Development	29,935.00	Taxes from Public Utilities	82,241.94	Local Municipal Purpose Taxes	.59
Human Resources	17,035.00	Other Miscellaneous Tax Revenues	472,259.33	Veteran & Senior Citizen Taxes	.01
Elections	3,900.00	State Aid Revenues	17,464.92	Total Taxes for Rate Computation	1.76
General Administration (other)	606,807.46	Federal Aid Revenues	108,648.86	Special District Taxes	
JUDICIARY		State and Local Fiscal Assistance Act Utilized	150,353.00	Bank Stock Taxes	32,423.97
Municipal Courts	76,871.00	Sale of Acquired Property		Added and Omitted Taxes	10,039.23
PUBLIC SAFETY		Other Miscellaneous Revenues	495,196.59	Total Taxes Levied - ABSTRACT	13,179,139.30
Fire Protection	267,814.00	Total	13,469,199.90	Total Taxes Billed	13,186,973.93
Police Protection	1,601,861.82	Prior Years Surplus Appropriated	200,000.00	1975 TAXES COLLECTED	11,876,817.26
Civil Defense & Disaster Control	100.00	REVENUES TOTAL	13,669,199.90	1975 Taxes Cancelled, Abated or Adjusted	12,417.41
Environmental Inspection & Control	63,287.00	Reserve For Uncollected Taxes	530,308.67	Transfer to Tax Title Liens or Foreclosed	1,201.98
Other Public Safety	19,585.58	CAPITAL OUTLAY TOTAL	1,937,381.28	Balance Outstanding Dec. 31, 1975	1,296,537.28
PUBLIC WORKS		Public Enterprises		PRIOR YEARS TAXES OUTSTANDING	
Streets and Drainage	400,596.00	Recreation—Culture	21,648.47	Balance January 1, 1975	445,206.22
Sewers and Sewage Processing	542,248.00	Public Works	1,020,824.73	Collected in 1975	246,251.00
Garbage and Trash Disposal	252,300.00	Buildings and Grounds	894,908.08	Cancelled, Abated or Adjusted 1975	966.44
Public Buildings and Grounds	148,255.92	Library and Education		Transfers to Tax Title Liens or Foreclosed	
Other Public Works		Conservation		Balance December 31, 1975	197,988.78
HEALTH and WELFARE		All Other		TAX TITLE LIENS OUTSTANDING	
Health Services Except Environmental	114,876.00	CAPITAL DEBT AUTHORIZED, DECEMBER 31, 1975		Balance January 1, 1975	9,839.69
Welfare-Public Assistance	13,976.00	ISSUED AND UNISSUED		Transfer From Taxes	1,201.98
Hospitals, Clinics, First Aid		School	7,785,000	Redeemed in 1975	
Animal, Insect, & Rodent Control		Self-liquidating		Cancelled, Abated or Adjusted (1975)	
Other Welfare Services		Other	11,727,000	Transfers to Foreclosed Property	
RECREATION and CONSERVATION		Total	19,512,000	Balance December 31, 1975	11,041.67
Beaches and Boardwalks		ISSUED AND OUTSTANDING		PROPERTY ACQUIRED BY DEED OR	
Parks, Playgrounds, Shade Trees	258,327.34	School	7,785,000.00	FORECLOSURE	
Land Reclamation & Conservation	7,595.00	Self-Liquidating		Balance January 1, 1975	8,220.00
Other Recreational Services		Other	11,713,000.00	Transfers From Taxes or Liens	
EDUCATION (excluding schools)		Total	19,498,000.00	Sale for Cash (1975)	
Libraries	207,212.38	EQUALIZED VALUATION BASIS		Cancelled, Abated or Adjusted (1975)	
Other Educational Services	3,000.00	FOR NET DEBT COMPUTATION	612,812,371.67	Balance December 31, 1975	8,220.00
STATUTORY EXPENDITURES		REAL PROPERTY VALUATIONS		CURRENT FINANCES DECEMBER 31, 1975	
Pensions & F. I. C. A.	298,100.00	Code Class # of Parcels % VAL'N		ASSETS	
Employee Fringe Benefits		1 Vacant Land 546 4.35	19,060,160.00	Cash Dec. 31, 1975	376,003.17
Other Statutory Expenditures		2 Residential 3586 31.49	137,881,630.00	Taxes Receivable	1,494,526.06
CETA And Other Public Employment Programs	113,244.59	3 Farm		Tax Title Liens	11,041.67
MUNICIPAL FUNCTIONS TOTAL	5,183,399.09	4a Commercial 324 11.13	48,728,830.00	Foreclosed Property	8,220.00
CAPITAL IMPROVEMENTS *MEMO*	22,000.00	4b Industrial 18 1.26	5,525,900.00	Emergencies & Other Deferred Charges	980,549.69
DEBT SERVICE		4c Apartments 134 51.77	226,673,100.00	State and Federal Aid Receivable	36,238.38
Principal Payments	221,340.00	Total 4608	437,869,620.00	Other Receivables	9,319.97
Interest Payments	246,878.12	Land Area 2.50 Sq. Miles		Total	2,915,898.94
DEFERRED CHARGES	144,898.53	Net Valuation Taxable-Municipal	442,571,976.00	LIABILITIES, RESERVES, AND SURPLUS	
SCHOOL, COUNTY, SPECIAL DISTRICT TAXES	8,724,805.65	Net Valuation Taxable-County	625,955,995.00	Cash Liabilities	1,357,640.84
RESERVE FOR UNCOLLECTED TAXES	530,308.67	State Equalized Valuation	746,854,254.00	Reserves for Receivables	1,523,107.70
EXPENDITURES TOTAL	15,051,630.06	State Equalization Ratio	59.00	Surplus Dec. 31, 1975	35,150.40

1905

Population 1970 **2,785**
 Population 1975 **3,070**
 S & P Rating
 Moody Rating

General Tax Rate Per \$100. **4.61**
 State Equalized Tax Rate **3.00**

FRANKFORD TOWNSHIP — SUSSEX CO.

Form of Government:
 Township Committee
 Number of Members on Governing Body 3

PER CAPITA:
 Gross Debt **724.41**
 Net Debt **3.66**
 Debt Service **.33**
 Total Tax Levy **608.85**
 Municipal Expenditures **255.23**

PER CENT:
 Gross Debt **4.03**
 Net Debt **.02**
 Tax Levy Collected **88.40**
 Tax Levy Cancelled, Abated or Adjusted **1.05**

EXPENDITURES		REVENUES-REALIZED		1975 PROPERTY TAX	
GENERAL GOVERNMENT		1975 Property Taxes Collected		STATE EQUALIZED TAX RATE	
Governing Body & Public Boards			1,657,759.74	Local District School Taxes	1.26
Municipal Clerk				Regional & Consolidated School Tax	.67
Financial Administration	9,500.00	1975 Payments in Lieu of Taxes		School Taxes in Municipal Budget	
Assessment of Taxes	16,700.00	Delinquent Tax & Lien Collections	167,466.08	County Taxes	.64
Collection of Taxes	20,800.00	Business Personalty Replacement Taxes	47,864.20	County Library Taxes	.03
Planning, Housing & Development	14,750.00	Taxes from Public Utilities	47,857.14	Local Municipal Purpose Taxes	.37
Human Resources	300.00	Other Miscellaneous Tax Revenues		Veteran & Senior Citizen Taxes	.03
Elections		State Aid Revenues	3,347.00	Total Taxes for Rate Computation	3.00
General Administration (other)	59,950.00	Federal Aid Revenues		Special District Taxes	
JUDICIARY		State and Local Fiscal Assistance Act Utilized	99,048.23	Bank Stock Taxes	1,540.59
Municipal Courts	10,650.00	Sale of Acquired Property		Added and Omitted Taxes	32,150.14
PUBLIC SAFETY		Other Miscellaneous Revenues	129,659.79	Total Taxes Levied - ABSTRACT	1,869,173.38
Fire Protection	10,000.00	Total	2,153,002.18	Total Taxes Billed	1,875,214.27
Police Protection	3,500.00	Prior Years Surplus Appropriated	160,000.00	1975 TAXES COLLECTED	1,657,759.74
Civil Defense & Disaster Control	1,100.00	REVENUES TOTAL	2,313,002.18	1975 Taxes Cancelled, Abated or Adjusted	19,769.54
Environmental Inspection & Control	4,000.00	Reserve For Uncollected Taxes	238,820.45	Transfer to Tax Title Liens or Foreclosed	9,958.17
Other Public Safety		CAPITAL OUTLAY TOTAL	72,740.58	Balance Outstanding Dec. 31, 1975	187,726.82
PUBLIC WORKS				PRIOR YEARS TAXES OUTSTANDING	
Streets and Drainage	296,286.01	Public Enterprises		Balance January 1, 1975	180,383.85
Sewers and Sewage Processing		Recreation—Culture	61,290.66	Collected in 1975	157,316.72
Garbage and Trash Disposal	7,700.00	Public Works	11,449.92	Cancelled, Abated or Adjusted 1975	556.08
Public Buildings and Grounds	11,500.00	Buildings and Grounds		Transfers to Tax Title Liens or Foreclosed	10,136.18
Other Public Works	21,500.00	Library and Education		Balance December 31, 1975	12,374.87
HEALTH and WELFARE		Conservation		TAX TITLE LIENS OUTSTANDING	
Health Services Except Environmental	4,900.00	All Other		Balance January 1, 1975	42,101.86
Welfare-Public Assistance	5,050.00	CAPITAL DEBT AUTHORIZED, DECEMBER 31, 1975		Transfer From Taxes	21,198.29
Hospitals, Clinics, First Aid	3,000.00	ISSUED AND UNISSUED GROSS DEBT		Redeemed in 1975	10,149.36
Animal, Insect, & Rodent Control	4,850.00	School	2,208,196	Cancelled, Abated or Adjusted (1975)	
Other Welfare Services		Self-liquidating		Transfers to Foreclosed Property	
RECREATION and CONSERVATION		Other	15,750	Balance December 31, 1975	53,150.79
Beaches and Boardwalks		Total	2,223,946	PROPERTY ACQUIRED BY DEED OR	
Parks, Playgrounds, Shade Trees				FORECLOSURE	
Land Reclamation & Conservation				Balance January 1, 1975	700.00
Other Recreational Services	8,461.00	ISSUED AND OUTSTANDING		Transfers From Taxes or Liens	
EDUCATION (excluding schools)		School	2,193,676.00	Sale for Cash (1975)	
Libraries		Self-Liquidating		Cancelled, Abated or Adjusted (1975)	
Other Educational Services		Other		Balance December 31, 1975	700.00
STATUTORY EXPENDITURES		Total	2,193,676.00	CURRENT FINANCES DECEMBER 31, 1975	
Pensions & F. I. C. A.	12,500.00	EQUALIZED VALUATION BASIS		ASSETS	
Employee Fringe Benefits	5,000.00	FOR NET DEBT COMPUTATION	55,205,747.00	Cash Dec. 31, 1975	548,850.85
Other Statutory Expenditures		REAL PROPERTY VALUATIONS		Taxes Receivable	200,101.69
CETA And Other Public Employment Programs		Code Class # of Parcels % VAL'N		Tax Title Liens	53,150.79
MUNICIPAL FUNCTIONS TOTAL	531,997.01	1 Vacant Land 980 12.53	5,016,500.00	Foreclosed Property	700.00
CAPITAL IMPROVEMENTS *MEMO*	20,000.00	2 Residential 1430 67.44	26,990,900.00	Emergencies & Other Deferred Charges	4,561.00
DEBT SERVICE		3 Farm 385 13.17	5,272,550.00	State and Federal Aid Receivable	
Principal Payments		4a Commercial 66 6.73	2,692,600.00	Other Receivables	2,249.24
Interest Payments	1,000.00	4b Industrial 3 .04	16,600.00	Total	809,613.57
DEFERRED CHARGES	11,750.00	4c Apartments 1 .09	35,750.00	LIABILITIES, RESERVES, AND SURPLUS	
SCHOOL, COUNTY, SPECIAL DISTRICT TAXES	1,608,434.90	Total 2865	40,024,900.00	Cash Liabilities	258,547.71
RESERVE FOR UNCOLLECTED TAXES	238,820.45	Land Area 34.70 Sq. Miles	40,307,937.00	Reserves for Receivables	256,201.72
EXPENDITURES TOTAL	2,392,002.36	Net Valuation Taxable-Municipal	58,236,847.00	Surplus Dec. 31, 1975	294,864.14
		Net Valuation Taxable-County	61,765,218.00	Total	809,613.57
		State Equalized Valuation	65.10		
		State Equalization Ratio			

1906

Population 1970 **4,250**
 Population 1975 **4,400**
 S & P Rating
 Moody Rating

General Tax Rate Per \$100. **4.88**
 State Equalized Tax Rate **3.64**

FRANKLIN BOROUGH — SUSSEX CO.

Form of Government:
 Borough Council
 Number of Members on Governing Body 6

PER CAPITA:
 Gross Debt **106.65**
 Net Debt **16.24**
 Debt Service **1.64**
 Total Tax Levy **376.34**
 Municipal Expenditures **186.88**

PER CENT:
 Gross Debt **1.18**
 Net Debt **.18**
 Tax Levy Collected **91.50**
 Tax Levy Cancelled, Abated or Adjusted **1.38**

EXPENDITURES		REVENUES-REALIZED		1975 PROPERTY TAX	
GENERAL GOVERNMENT		1975 Property Taxes Collected		STATE EQUALIZED TAX RATE 2.09	
Governing Body & Public Boards				Local District School Taxes	958,918.50*
Municipal Clerk			1,519,299.04	Regional & Consolidated School Tax	.53,743.46
Financial Administration	13,681.00	1975 Payments in Lieu of Taxes		School Taxes in Municipal Budget	
Assessment of Taxes	6,450.00	Delinquent Tax & Lien Collections	125,316.96	County Taxes	.68
Collection of Taxes	9,980.00	Business Personalty Replacement Taxes	48,600.17	County Library Taxes	.03
Planning, Housing & Development	12,300.00	Taxes from Public Utilities	151,743.65	Local Municipal Purpose Taxes	.66
Human Resources		Other Miscellaneous Tax Revenues		Veteran & Senior Citizen Taxes	.06
Elections	2,875.00	State Aid Revenues	8,325.50	Total Taxes for Rate Computation	3.64
General Administration (other)	76,580.00	Federal Aid Revenues		Special District Taxes	
JUDICIARY		State and Local Fiscal Assistance Act Utilized	58,736.00	Bank Stock Taxes	6,397.72
Municipal Courts	15,525.00	Sale of Acquired Property		Added and Omitted Taxes	5,960.09
PUBLIC SAFETY		Other Miscellaneous Revenues	121,752.18	Total Taxes Levied - ABSTRACT	1,655,910.65
Fire Protection	27,850.00	Total	2,033,773.50	Total Taxes Billed	1,660,519.41
Police Protection	129,050.00	Prior Years Surplus Appropriated	160,000.00	1975 TAXES COLLECTED	1,519,299.04
Civil Defense & Disaster Control	980.00	REVENUES TOTAL	2,193,773.50	1975 Taxes Cancelled, Abated or Adjusted	22,954.49
Environmental Inspection & Control	2,050.00	Reserve For Uncollected Taxes	150,145.16	Transfer to Tax Title Liens or Foreclosed	38,385.38
Other Public Safety		CAPITAL OUTLAY TOTAL	102,653.89	Balance Outstanding Dec. 31, 1975	79,880.50
PUBLIC WORKS				PRIOR YEARS TAXES OUTSTANDING	
Streets and Drainage	160,340.00	Public Enterprises	3,371.54	Balance January 1, 1975	152,994.67
Sewers and Sewage Processing		Recreation—Culture		Collected in 1975	107,246.64
Garbage and Trash Disposal	47,000.00	Public Works	12,807.35	Cancelled, Abated or Adjusted 1975	10,109.27
Public Buildings and Grounds	35,150.00	Buildings and Grounds	86,475.00	Transfers to Tax Title Liens or Foreclosed	35,638.76
Other Public Works		Library and Education		Balance December 31, 1975	
HEALTH and WELFARE		Conservation		TAX TITLE LIENS OUTSTANDING	
Health Services Except Environmental	3,835.00	All Other		Balance January 1, 1975	13,431.75
Welfare-Public Assistance	6,300.00	CAPITAL DEBT AUTHORIZED, DECEMBER 31, 1975		Transfer From Taxes	81,997.09
Hospitals, Clinics, First Aid	2,000.00	ISSUED AND UNISSUED GROSS DEBT NET DEBT		Redeemed in 1975	18,070.32
Animal, Insect, & Rodent Control	500.00	School	154,834	Cancelled, Abated or Adjusted (1975)	
Other Welfare Services		Self-liquidating	235,000	Transfers to Foreclosed Property	
RECREATION and CONSERVATION		Other	79,441	Balance December 31, 1975	77,358.52
Beaches and Boardwalks		Total	469,275	PROPERTY ACQUIRED BY DEED OR FORECLOSURE	
Parks, Playgrounds, Shade Trees	8,000.00	ISSUED AND OUTSTANDING		Balance January 1, 1975	39,240.00
Land Reclamation & Conservation	3,400.00	School	154,834.00	Transfers From Taxes or Liens	
Other Recreational Services	20,315.00	Self-Liquidating	235,000.00	Sale for Cash (1975)	
EDUCATION (excluding schools)		Other	60,000.00	Cancelled, Abated or Adjusted (1975)	
Libraries	1,000.00	Total	449,834.00	Balance December 31, 1975	39,240.00
Other Educational Services		EQUALIZED VALUATION BASIS FOR NET DEBT COMPUTATION	39,801,416.00	CURRENT FINANCES DECEMBER 31, 1975	
STATUTORY EXPENDITURES		REAL PROPERTY VALUATIONS		ASSETS	
Pensions & F. I. C. A.	32,400.00	Code Class # of Parcels % VAL'N		Cash Dec. 31, 1975	463,433.12
Employee Fringe Benefits	10,000.00	1 Vacant Land 179 4.58	1,509,025.00	Taxes Receivable	79,880.50
Other Statutory Expenditures		2 Residential 1058 63.76	21,021,675.00	Tax Title Liens	77,358.52
CETA And Other Public Employment Programs		3 Farm 34 1.96	645,800.00	Foreclosed Property	39,240.00
MUNICIPAL FUNCTIONS TOTAL	627,561.00	4a Commercial 116 23.77	7,836,725.00	Emergencies & Other Deferred Charges	15,548.88
CAPITAL IMPROVEMENTS *MEMO*	20,000.00	4b Industrial 7 4.58	1,508,775.00	State and Federal Aid Receivable	25,485.50
DEBT SERVICE		4c Apartments 7 1.37	450,400.00	Other Receivables	3,612.00
Principal Payments	5,000.00	Total 1401	32,972,400.00	Total	704,558.52
Interest Payments	2,225.00	Land Area 4.40 Sq. Miles		LIABILITIES, RESERVES, AND SURPLUS	
DEFERRED CHARGES	37,329.32	Net Valuation Taxable-Municipal	34,232,702.00	Cash Liabilities	107,384.87
SCHOOL, COUNTY, SPECIAL DISTRICT TAXES	1,340,089.54	Net Valuation Taxable-County	45,155,349.00	Reserves for Receivables	200,091.02
RESERVE FOR UNCOLLECTED TAXES	150,145.16	State Equalized Valuation	45,378,097.00	Surplus Dec. 31, 1975	397,082.63
EXPENDITURES TOTAL	2,162,350.02	State Equalization Ratio	74.74	Total	704,558.52

0805

Population 1970 **9,040**
 Population 1975 **9,635**
 S & P Rating
 Moody Rating

General Tax Rate Per \$100. **5.20**
 State Equalized Tax Rate **2.05**

FRANKLIN TOWNSHIP — GLOUCESTER CO.

Form of Government:
 Township Committee
 Number of Members on Governing Body 5

PER CAPITA: **130.73**
 Gross Debt **9.01**
 Net Debt **.75**
 Debt Service **232.32**
 Total Tax Levy **124.70**
 Municipal Expenditures

PER CENT: **1.55**
 Gross Debt **.11**
 Net Debt **90.98**
 Tax Levy Collected
 Tax Levy Cancelled, Abated or Adjusted **.49**

EXPENDITURES		REVENUES-REALIZED		1975 PROPERTY TAX	
GENERAL GOVERNMENT				STATE EQUALIZED TAX RATE	
Governing Body & Public Boards	5,500.00	1975 Property Taxes Collected	2,036,547.47	Local District School Taxes	.77 789,353.50
Municipal Clerk	2,750.00	1975 Payments in Lieu of Taxes		Regional & Consolidated School Tax	.69 707,915.33
Financial Administration	20,790.00	Delinquent Tax & Lien Collections	188,924.49	School Taxes in Municipal Budget	
Assessment of Taxes	96,685.00	Business Personalty Replacement Taxes	35,322.91	County Taxes	.48 497,253.14
Collection of Taxes	27,931.00	Taxes from Public Utilities	347,022.83	County Library Taxes	
Planning, Housing & Development	9,865.00	Other Miscellaneous Tax Revenues		Local Municipal Purpose Taxes	.06 57,892.08
Human Resources	3,650.00	State Aid Revenues	20,233.17	Veteran & Senior Citizen Taxes	.06 63,200.00
Elections	2,000.00	Federal Aid Revenues	127,800.59	Total Taxes for Rate Computation	2.06 2,115,614.05
General Administration (other)	125,155.00	State and Local Fiscal Assistance Act Utilized	127,049.05	Special District Taxes	83,260.00
JUDICIARY		State and Local Fiscal Assistance Act Utilized	127,049.05	Bank Stock Taxes	2,752.66
Municipal Courts	17,415.00	Sale of Acquired Property	15,719.00	Added and Omitted Taxes	99,983.59
PUBLIC SAFETY		Other Miscellaneous Revenues	132,032.11	Total Taxes Levied - ABSTRACT	2,238,410.30
Fire Protection		Total	3,030,651.62	Total Taxes Billed	2,238,410.30
Police Protection	179,955.00	Prior Years Surplus Appropriated	240,000.00	1975 TAXES COLLECTED	2,036,547.47
Civil Defense & Disaster Control	750.00	REVENUES	3,270,651.62	1975 Taxes Cancelled, Abated or Adjusted	10,863.04
Environmental Inspection & Control	7,650.00	Reserve For Uncollected Taxes	186,523.70	Transfer to Tax Title Liens or Foreclosed	14,437.41
Other Public Safety		CAPITAL OUTLAY		Balance Outstanding Dec. 31, 1975	176,562.38
PUBLIC WORKS		TOTAL		PRIOR YEARS TAXES OUTSTANDING	
Streets and Drainage	202,457.05	Public Enterprises		Balance January 1, 1975	159,663.69
Sewers and Sewage Processing	100.00	Recreation—Culture		Collected in 1975	155,156.86
Garbage and Trash Disposal	60,088.00	Public Works		Cancelled, Abated or Adjusted 1975	9.60
Public Buildings and Grounds	15,600.00	Buildings and Grounds		Transfers to Tax Title Liens or Foreclosed	3,584.89
Other Public Works	6,500.00	Library and Education		Balance December 31, 1975	912.34
HEALTH and WELFARE		Conservation		TAX TITLE LIENS OUTSTANDING	
Health Services Except Environmental	2,000.00	All Other		Balance January 1, 1975	41,822.56
Welfare-Public Assistance	3,925.00	CAPITAL DEBT AUTHORIZED, DECEMBER 31, 1975		Transfer From Taxes	18,656.74
Hospitals, Clinics, First Aid		ISSUED AND UNISSUED		Redeemed in 1975	34,264.01
Animal, Insect, & Rodent Control	4,500.00	School	1,172,825	Cancelled, Abated or Adjusted (1975)	
Other Welfare Services		Self-liquidating	86,800	Transfers to Foreclosed Property	4,792.88
RECREATION and CONSERVATION		Other	86,800	Balance December 31, 1975	21,422.41
Beaches and Boardwalks		Total	1,259,625	PROPERTY ACQUIRED BY DEED OR	
Parks, Playgrounds, Shade Trees	28,200.00	ISSUED AND OUTSTANDING		FORECLOSURE	
Land Reclamation & Conservation	1,815.00	School	1,172,825.00	Balance January 1 1975	52,231.50
Other Recreational Services	1,500.00	Self-Liquidating		Transfers From Taxes or Liens	4,792.88
EDUCATION (excluding schools)		Other	86,800.00	Sale for Cash(1975)	15,719.00
Libraries	3,799.00	Total	1,259,625.00	Cancelled, Abated or Adjusted (1975)	
Other Educational Services		EQUALIZED VALUATION BASIS		Balance December 31, 1975	41,305.38
STATUTORY EXPENDITURES		FOR NET DEBT COMPUTATION	81,139,885.33	CURRENT FINANCES DECEMBER 31, 1975	
Pensions & F. I. C. A.	34,500.00	REAL PROPERTY VALUATIONS		ASSETS	
Employee Fringe Benefits	12,150.00	Code Class # of Parcels % VAL'N		Cash Dec. 31, 1975	299,132.19
Other Statutory Expenditures		1 Vacant Land 2614 7.82	3,098,850.00	Taxes Receivable	177,474.72
CETA And Other Public Employment Programs	123,480.77	2 Residential 2500 65.81	26,080,650.00	Tax Title Liens	21,422.41
MUNICIPAL FUNCTIONS	1,000,710.82	3 Farm 766 16.97	6,728,000.00	Foreclosed Property	41,305.38
CAPITAL IMPROVEMENTS	*MEMO*	4a Commercial 148 8.62	3,416,300.00	Emergencies & Other Deferred Charges	80,632.00
DEBT SERVICE		4b Industrial		State and Federal Aid Receivable	30,015.99
Principal Payments	5,600.00	4c Apartments 6 .77	305,700.00	Other Receivables	140,326.07
Interest Payments	1,657.00	Total	39,629,500.00	Total	790,308.76
DEFERRED CHARGES	7,034.06	Land Area 56.47 Sq. Miles		LIABILITIES, RESERVES, AND SURPLUS	
SCHOOL, COUNTY, SPECIAL DISTRICT TAXES	2,077,781.97	Net Valuation Taxable-Municipal	40,733,577.00	Cash Liabilities	252,415.84
RESERVE FOR UNCOLLECTED TAXES	186,523.70	Net Valuation Taxable-County	85,228,777.00	Reserves for Receivables	380,528.58
EXPENDITURES		State Equalized Valuation	101,482,750.00	Surplus Dec. 31, 1975	157,364.34
TOTAL	3,279,307.55	State Equalization Ratio	39.48	Total	790,308.76

1010

Population 1970 2,155
 Population 1975 2,260
 S & P Rating
 Moody Rating

General Tax Rate Per \$100. 2.86
 State Equalized Tax Rate 2.62

FRANKLIN TOWNSHIP — HUNTERDON CO.
 Form of Government:
 Township Committee
 Number of Members on Governing Body 3

PER CAPITA:
 Gross Debt 547.20
 Net Debt
 Debt Service
 Total Tax Levy 692.75
 Municipal Expenditures 154.92
 PER CENT:
 Gross Debt 2.92
 Net Debt
 Tax Levy Collected 94.37
 Tax Levy Cancelled, Abated or Adjusted .11

EXPENDITURES	REVENUES-REALIZED	1975 PROPERTY TAX
GENERAL GOVERNMENT		STATE EQUALIZED TAX RATE — .89
Governing Body & Public Boards		Local District School Taxes 528,962.34
Municipal Clerk		Regional & Consolidated School Tax 1.20 716,021.83
Financial Administration 6,025.00		School Taxes in Municipal Budget
Assessment of Taxes 4,850.00		County Taxes .42 249,093.07
Collection of Taxes 5,000.00		County Library Taxes .02 12,796.73
Planning, Housing & Development 22,000.00		Local Municipal Purpose Taxes .07 43,452.68
Human Resources		Veteran & Senior Citizen Taxes .02 14,930.00
Elections		Total Taxes for Rate Computation 2.62 1,565,256.65
General Administration (other) 33,900.00		Special District Taxes
JUDICIARY		Bank Stock Taxes 963.80
Municipal Courts 3,350.00		Added and Omitted Taxes 14,318.67
PUBLIC SAFETY		Total Taxes Levied - ABSTRACT 1,565,609.12
Fire Protection 6,500.00		Total Taxes Billed 1,569,454.49
Police Protection 46,700.00		1975 TAXES COLLECTED 1,481,040.11
Civil Defense & Disaster Control 200.00		1975 Taxes Cancelled, Abated or Adjusted 1,672.45
Environmental Inspection & Control 2,350.00		Transfer to Tax Title Liens or Foreclosed
Other Public Safety		Balance Outstanding Dec. 31, 1975 86,741.93
PUBLIC WORKS		PRIOR YEARS TAXES OUTSTANDING
Streets and Drainage 94,650.00		Balance January 1, 1975 77,469.55
Sewers and Sewage Processing		Collected in 1975 71,936.78
Garbage and Trash Disposal		Cancelled, Abated or Adjusted 1975 1,139.50
Public Buildings and Grounds 2,700.00		Transfers to Tax Title Liens or Foreclosed
Other Public Works		Balance December 31, 1975 4,393.27
HEALTH and WELFARE		TAX TITLE LIENS OUTSTANDING
Health Services Except Environmental 1,150.00		Balance January 1, 1975
Welfare-Public Assistance 1,050.00		Transfer From Taxes
Hospitals, Clinics, First Aid		Redeemed in 1975
Animal, Insect, & Rodent Control 2,225.00		Cancelled, Abated or Adjusted (1975)
Other Welfare Services		Transfers to Foreclosed Property
RECREATION and CONSERVATION		Balance December 31, 1975
Beaches and Boardwalks		PROPERTY ACQUIRED BY DEED OR
Parks, Playgrounds, Shade Trees		FORECLOSURE
Land Reclamation & Conservation 1,600.00		Balance January 1, 1975
Other Recreational Services 4,000.00		Transfers From Taxes or Liens
EDUCATION (excluding schools)		Sale for Cash (1975)
Libraries		Cancelled, Abated or Adjusted (1975)
Other Educational Services		Balance December 31, 1975
STATUTORY EXPENDITURES		CURRENT FINANCES DECEMBER 31, 1975
Pensions & F. I. C. A. 7,823.00		ASSETS
Employee Fringe Benefits 2,000.00		Cash Dec. 31, 1975 578,911.18
Other Statutory Expenditures		Taxes Receivable 91,135.20
CETA And Other Public Employment Programs		Tax Title Liens
MUNICIPAL FUNCTIONS TOTAL 248,073.00		Foreclosed Property
CAPITAL IMPROVEMENTS *MEMO* 15,000.00		Emergencies & Other Deferred Charges 18,800.00
DEBT SERVICE		State and Federal Aid Receivable 20,000.00
Principal Payments		Other Receivables 1,140.99
Interest Payments		Total 709,987.37
DEFERRED CHARGES 9,600.00		LIABILITIES, RESERVES, AND SURPLUS
SCHOOL, COUNTY, SPECIAL DISTRICT TAXES 1,506,873.97		Cash Liabilities 561,835.49
RESERVE FOR UNCOLLECTED TAXES 92,445.70		Reserves for Receivables 92,276.19
EXPENDITURES TOTAL 1,856,992.67		Surplus Dec. 31, 1975 55,875.69
		Total 709,987.37

1808

Population 1970 **30,470**
 Population 1975 **32,185**
 S & P Rating **A**
 Moody Rating **BAA-1**

General Tax Rate Per \$100. **3.90**
 State Equalized Tax Rate **2.59**

FRANKLIN TOWNSHIP — SOMERSET CO.

Form of Government:
 Council-Manager Plan D (OMCL50)
 Number of Members on Governing Body 9

PER CAPITA:
 Gross Debt **266.15**
 Net Debt **106.53**
 Debt Service **13.43**
 Total Tax Levy **415.24**
 Municipal Expenditures **177.28**

PER CENT:
 Gross Debt **2.09**
 Net Debt **.83**
 Tax Levy Collected **92.73**
 Tax Levy Cancelled, Abated or Adjusted **1.83**

EXPENDITURES		REVENUES-REALIZED		1975 PROPERTY TAX	
GENERAL GOVERNMENT				STATE EQUALIZED TAX RATE 2.59	
Governing Body & Public Boards	20,300.00	1975 Property Taxes Collected	12,435,067.47	Local District School Taxes	1.71
Municipal Clerk	47,240.00	1975 Payments in Lieu of Taxes	1,000.00	Regional & Consolidated School Tax	
Financial Administration	66,457.19	Delinquent Tax & Lien Collections	553,290.58	School Taxes in Municipal Budget	
Assessment of Taxes	68,129.00	Business Personalty Replacement Taxes	156,192.05	County Taxes	.37
Collection of Taxes	69,595.00	Taxes on Public Utilities	970,579.83	County Library Taxes	.02
Planning, Housing & Development	93,104.00	Other Miscellaneous Tax Revenues		Local Municipal Purpose Taxes	.47
Human Resources	28,000.00	State Aid Revenues	19,822.43	Veteran & Senior Citizen Taxes	.03
Elections	27,072.00	Federal Aid Revenues		Total Taxes for Rate Computation	2.60
General Administration (other)	388,110.00	State and Local Fiscal Assistance Act Utilized	438,512.79	Special District Taxes	
JUDICIARY		Sale of Acquired Property	80,950.00	Bank Stock Taxes	
Municipal Courts	43,174.00	Other Miscellaneous Revenues	616,714.41	Added and Omitted Taxes	
PUBLIC SAFETY		Total	15,272,129.56	Total Taxes Levied - ABSTRACT	13,364,375.03
Fire Protection	93,260.00	Prior Years Surplus Appropriated	1,186,500.00	Total Taxes Billed	13,409,303.60
Police Protection	1,180,803.81	REVENUES TOTAL	16,458,629.56	1975 TAXES COLLECTED	12,435,067.47
Civil Defense & Disaster Control		Reserve For Uncollected Taxes	861,985.00	1975 Taxes Cancelled, Abated or Adjusted	245,885.55
Environmental Inspection & Control	93,744.00	CAPITAL OUTLAY TOTAL	451,757.86	Transfer to Tax Title Liens or Foreclosed	20,495.70
Other Public Safety				Balance Outstanding Dec. 31, 1975	707,854.88
PUBLIC WORKS				PRIOR YEARS TAXES OUTSTANDING	
Streets and Drainage	758,642.00	Public Enterprises	112,568.87	Balance January 1, 1975	724,464.55
Sewers and Sewage Processing		Recreation—Culture	59,865.86	Collected in 1975	472,177.93
Garbage and Trash Disposal		Public Works	225,842.70	Cancelled, Abated or Adjusted 1975	32,698.76
Public Buildings and Grounds	329,235.00	Buildings and Grounds	53,480.43	Transfers to Tax Title Liens or Foreclosed	11,607.20
Other Public Works		Library and Education		Balance December 31, 1975	207,980.66
HEALTH and WELFARE		Conservation		TAX TITLE LIENS OUTSTANDING	
Health Services Except Environmental	91,325.00	All Other		Balance January 1, 1975	158,281.19
Welfare-Public Assistance	6,000.00	CAPITAL DEBT AUTHORIZED, DECEMBER 31, 1975		Transfer From Taxes	33,557.10
Hospitals, Clinics, First Aid	7,000.00	ISSUED AND UNISSUED		Redeemed in 1975	81,112.65
Animal, Insect, & Rodent Control		School	4,087,000	Cancelled, Abated or Adjusted (1975)	
Other Welfare Services		Self-Liquidating	871,000	Transfers to Foreclosed Property	6,572.60
RECREATION and CONSERVATION		Other	3,608,100	Balance December 31, 1975	104,153.04
Beaches and Boardwalks		Total	8,566,100	PROPERTY ACQUIRED BY DEED OR	
Parks, Playgrounds, Shade Trees	195,677.00	ISSUED AND OUTSTANDING		FORECLOSURE	
Land Reclamation & Conservation	44,000.00	School	4,087,000.00	Balance January 1, 1975	251,067.90
Other Recreational Services	161,619.00	Self-Liquidating	871,000.00	Transfers From Taxes or Liens	6,572.60
EDUCATION (excluding schools)		Other	3,562,000.00	Sale for Cash (1975)	
Libraries	135,062.00	Total	8,520,000.00	Cancelled, Abated or Adjusted (1975)	29,200.00
Other Educational Services		EQUALIZED VALUATION BASIS		Balance December 31, 1975	228,440.50
STATUTORY EXPENDITURES		FOR NET DEBT COMPUTATION	410,837,188.33	CURRENT FINANCES DECEMBER 31, 1975	
Pensions & F. I. C. A.	246,000.00	REAL PROPERTY VALUATIONS		ASSETS	
Employee Fringe Benefits	121,100.00	Code Class # of Parcels % VAL'N		Cash Dec. 31, 1975	2,053,387.60
Other Statutory Expenditures		1 Vacant Land 1449 6.62	21,916,900.00	Taxes Receivable	915,835.54
CETA And Other Public Employment Programs		2 Residential 7000 62.17	205,838,500.00	Tax Title Liens	104,153.04
MUNICIPAL FUNCTIONS TOTAL	4,314,649.00	3 Farm 510 3.91	12,954,900.00	Foreclosed Property	228,440.50
CAPITAL IMPROVEMENTS *M EMC	248,700.00	4a Commercial 218 9.84	32,590,769.00	Emergencies & Other Deferred Charges	108,585.10
DEBT SERVICE		4b Industrial 79 11.18	37,022,500.00	State and Federal Aid Receivable	80,761.54
Principal Payments	245,000.00	4c Apartments 15 6.28	20,778,000.00	Other Receivables	49,789.70
Interest Payments	187,113.75	Total 9271	331,101,569.00	Total	3,540,953.02
DEFERRED CHARGES	97,020.00	Land Area 46.90 Sq. Miles		LIABILITIES, RESERVES, AND SURPLUS	
SCHOOL, COUNTY, SPECIAL DISTRICT TAXES	10,845,004.27	Net Valuation Taxable-Municipal	336,607,517.00	Cash Liabilities	743,537.58
RESERVE FOR UNCOLLECTED TAXES	861,985.00	Net Valuation Taxable-County	407,352,944.00	Reserves for Receivables	1,298,218.78
EXPENDITURES TOTAL	16,550,772.02	State Equalized Valuation	503,554,573.00	Surplus Dec. 31, 1975	1,499,196.66
		State Equalization Ratio	66.48	Total	3,540,953.02

2105

Population 1970 1,975
Population 1975 2,040
S & P Rating
Moody Rating

General Tax Rate Per \$100. 3.21
State Equalized Tax Rate 2.26

FRANKLIN TOWNSHIP — WARREN CO.

Form of Government:
Township Committee
Number of Members on Governing Body 3

PER CAPITA: 320.29
Gross Debt
Net Debt
Debt Service
Total Tax Levy 348.74
Municipal Expenditures 154.81
PER CENT: 2.36
Gross Debt
Net Debt
Tax Levy Collected 89.61
Tax Levy Cancelled, Abated or Adjusted .10

EXPENDITURES		REVENUES-REALIZED		1975 PROPERTY TAX	
GENERAL GOVERNMENT				STATE EQUALIZED TAX RATE	
Governing Body & Public Boards		1975 Property Taxes Collected	639,774.74	Local District School Taxes .71	224,459.50.
Municipal Clerk		1975 Payments in Lieu of Taxes		Regional & Consolidated School Tax .89	279,214.46
Financial Administration	7,300.00	Delinquent Tax & Lien Collections	46,517.16	School Taxes in Municipal Budget	
Assessment of Taxes	4,150.00	Business Personality Replacement Taxes	49,836.00	County Taxes .60	189,473.66
Collection of Taxes	5,066.50	Taxes from Public Utilities	80,222.45	County Library Taxes .02	7,035.08
Planning, Housing & Development	2,500.00	Other Miscellaneous Tax Revenues		Local Municipal Purpose Taxes	
Human Resources		State Aid Revenues	6,942.50	Veteran & Senior Citizen Taxes .03	10,690.00
Elections		Federal Aid Revenues		Total Taxes for Rate Computation 2.25	710,872.70
General Administration (other)	28,925.00	State and Local Fiscal Assistance Act Utilized	53,739.00	Special District Taxes	
JUDICIARY		Sale of Acquired Property		Bank Stock Taxes	
Municipal Courts	5,866.66	Other Miscellaneous Revenues	49,967.98	Added and Omitted Taxes	11,243.12
PUBLIC SAFETY		Total	926,999.83	Total Taxes Levied - ABSTRACT	711,425.82
Fire Protection	12,000.00	Prior Years Surplus Appropriated	146,789.46	Total Taxes Billed	713,978.08
Police Protection	29,162.90	REVENUES TOTAL	1,073,789.29	1975 TAXES COLLECTED	639,774.74
Civil Defense & Disaster Control		Reserve For Uncollected Taxes	80,400.00	1975 Taxes Cancelled, Abated or Adjusted	722.77
Environmental Inspection & Control	1,100.00			Transfer to Tax Title Liens or Foreclosed	3,223.97
Other Public Safety		CAPITAL OUTLAY TOTAL		Balance Outstanding Dec. 31, 1975	70,256.60
PUBLIC WORKS				PRIOR YEARS TAXES OUTSTANDING	
Streets and Drainage	71,400.00	Public Enterprises		Balance January 1, 1975	51,920.40
Sewers and Sewage Processing		Recreation—Culture		Collected in 1975	40,911.54
Garbage and Trash Disposal		Public Works		Cancelled, Abated or Adjusted 1975	
Public Buildings and Grounds	27,400.00	Buildings and Grounds		Transfers to Tax Title Liens or Foreclosed	
Other Public Works		Library and Education		Balance December 31, 1975	11,008.86
HEALTH and WELFARE		Conservation		TAX TITLE LIENS OUTSTANDING	
Health Services Except Environmental	1,181.10	All Other		Balance January 1, 1975	14,617.69
Welfare-Public Assistance	400.00	CAPITAL DEBT AUTHORIZED, DECEMBER 31, 1975		Transfer From Taxes	3,223.97
Hospitals, Clinics, First Aid	100.00	ISSUED AND UNISSUED GROSS DEBT		Redeemed in 1975	5,605.62
Animal, Insect, & Rodent Control	200.00	School	653,382	Cancelled, Abated or Adjusted (1975)	
Other Welfare Services		Self-liquidating		Transfers to Foreclosed Property	
RECREATION and CONSERVATION		Other		Balance December 31, 1975	12,236.04
Beaches and Boardwalks		Total	653,382	PROPERTY ACQUIRED BY DEED OR	
Parks, Playgrounds, Shade Trees	10,700.00	ISSUED AND OUTSTANDING		FORECLOSURE	
Land Reclamation & Conservation		School	637,540.00	Balance January 1, 1975	
Other Recreational Services		Self-Liquidating		Transfers From Taxes or Liens	
EDUCATION (excluding schools)		Other		Sale for Cash (1975)	
Libraries		Total	637,540.00	Cancelled, Abated or Adjusted (1975)	
Other Educational Services	20,000.00	EQUALIZED VALUATION BASIS		Balance December 31, 1975	
STATUTORY EXPENDITURES		FOR NET DEBT COMPUTATION	27,717,226.00	CURRENT FINANCES DECEMBER 31, 1975	
Pensions & F. I. C. A.	5,952.00	REAL PROPERTY VALUATIONS		ASSETS	
Employee Fringe Benefits	2,000.00	Code Class # of Parcels % VAL'N		Cash Dec. 31, 1975	910,527.71
Other Statutory Expenditures		1 Vacant Land 247 6.38	1,379,860.00	Taxes Receivable	81,265.46
CETA And Other Public Employment Programs		2 Residential 485 54.89	11,879,730.00	Tax Title Liens	12,236.04
MUNICIPAL FUNCTIONS TOTAL	235,404.16	3 Farm 413 25.83	5,589,360.00	Foreclosed Property	-
CAPITAL IMPROVEMENTS *MEMO*		4a Commercial 46 11.41	2,468,410.00	Emergencies & Other Deferred Charges	
DEBT SERVICE		4b Industrial 8 1.50	325,300.00	State and Federal Aid Receivable	6,132.25
Principal Payments		4c Apartments		Other Receivables	306.86
Interest Payments		Total 1199	21,642,660.00	Total	1,010,468.32
DEFERRED CHARGES		Land Area 24.10 Sq. Miles		LIABILITIES, RESERVES, AND SURPLUS	
SCHOOL, COUNTY, SPECIAL DISTRICT TAXES	700,182.70	Net Valuation Taxable-Municipal	22,214,760.00	Cash Liabilities	334,456.12
RESERVE FOR UNCOLLECTED TAXES	80,400.00	Net Valuation Taxable-County	32,085,771.00	Reserves for Receivables	93,808.36
EXPENDITURES TOTAL	1,015,986.86	State Equalized Valuation	31,297,223.00	Surplus Dec. 31, 1975	582,203.84
		State Equalization Ratio	70.44	Total	1,010,468.32

0220

Population 1970 **7,600**
 Population 1975 **7,910**
 S & P Rating
 Moody Rating

General Tax Rate Per \$100. **3.29**
 State Equalized Tax Rate **2.24**

FRANKLIN LAKES BOROUGH — BERGEN CO.
 Form of Government:
 Borough Council
 Number of Members on Governing Body 6

PER CAPITA: **534.89** PER CENT: **2.13**
 Gross Debt
 Net Debt
 Debt Service **.13**
 Total Tax Levy **629.95**
 Municipal Expenditures **189.71**
 Gross Debt
 Net Debt
 Tax Levy Collected **95.71**
 Tax Levy Cancelled, Abated or Adjusted **.07**

EXPENDITURES		REVENUES-REALIZED		1975 PROPERTY TAX	
GENERAL GOVERNMENT				STATE EQUALIZED TAX RATE	
Governing Body & Public Boards	4,100.00	1975 Property Taxes Collected	4,772,570.94	Local District School Taxes	1.07
Municipal Clerk		1975 Payments in Lieu of Taxes		Regional & Consolidated School Tax	.66
Financial Administration		Delinquent Tax & Lien Collections	214,935.19	School Taxes in Municipal Budget	
Assessment of Taxes	13,042.70	Business Personalty Replacement Taxes	48,424.79	County Taxes	.37
Collection of Taxes	33,385.00	Taxes from Public Utilities	484,879.13	County Library Taxes	
Planning, Housing & Development	7,675.00	Other Miscellaneous Tax Revenues		Local Municipal Purpose Taxes	.13
Human Resources		State Aid Revenues		Veteran & Senior Citizen Taxes	.02
Elections	2,200.00	Federal Aid Revenues	9,600.91	Total Taxes for Rate Computation	2.25
General Administration (other)	159,250.00	State and Local Fiscal Assistance Act Utilized	34,293.00	Special District Taxes	
JUDICIARY		Sale of Acquired Property		Bank Stock Taxes	4,589.93
Municipal Courts	10,850.00	Other Miscellaneous Revenues	207,084.57	Added and Omitted Taxes	50,958.78
PUBLIC SAFETY		Total	5,771,788.53	Total Taxes Levied - ABSTRACT	4,982,878.72
Fire Protection	46,175.00	Prior Years Surplus Appropriated	500,000.00	Total Taxes Billed	4,986,343.06
Police Protection	357,854.74	REVENUES TOTAL	6,271,788.53	1975 TAXES COLLECTED	4,772,570.94
Civil Defense & Disaster Control	500.00	Reserve For Uncollected Taxes	299,491.24	1975 Taxes Cancelled, Abated or Adjusted	3,260.48
Environmental Inspection & Control	15,250.00	CAPITAL OUTLAY TOTAL	217,618.81	Transfer to Tax Title Liens or Foreclosed	523.11
Other Public Safety				Balance Outstanding Dec. 31, 1975	209,988.53
PUBLIC WORKS				PRIOR YEARS TAXES OUTSTANDING	
Streets and Drainage	150,827.00	Public Enterprises		Balance January 1, 1975	206,276.27
Sewers and Sewage Processing		Recreation—Culture	18,624.30	Collected in 1975	206,276.27
Garbage and Trash Disposal	127,400.00	Public Works	90,691.14	Cancelled, Abated or Adjusted 1975	
Public Buildings and Grounds	48,420.00	Buildings and Grounds	108,053.37	Transfers to Tax Title Liens or Foreclosed	
Other Public Works		Library and Education	250.00	Balance December 31, 1975	
HEALTH and WELFARE		Conservation		TAX TITLE LIENS OUTSTANDING	
Health Services Except Environmental	28,900.00	All Other		Balance January 1, 1975	9,420.34
Welfare-Public Assistance	1,325.00	CAPITAL DEBT AUTHORIZED, DECEMBER 31, 1975		Transfer From Taxes	523.11
Hospitals, Clinics, First Aid		ISSUED AND UNISSUED		Redeemed in 1975	8,658.92
Animal, Insect, & Rodent Control		School	4,185,982	Cancelled, Abated or Adjusted (1975)	
Other Welfare Services		Self-liquidating		Transfers to Foreclosed Property	
RECREATION and CONSERVATION		Other	45,000	Balance December 31, 1975	1,284.53
Beaches and Boardwalks		Total	4,230,982	PROPERTY ACQUIRED BY DEED OR FORECLOSURE	
Parks, Playgrounds, Shade Trees	775.00	ISSUED AND OUTSTANDING		Balance January 1, 1975	500.00
Land Reclamation & Conservation	11,125.91	School	4,185,982.00	Transfers From Taxes or Liens	
Other Recreational Services	57,550.00	Self-liquidating		Sale for Cash (1975)	
EDUCATION (excluding schools)		Other		Cancelled, Abated or Adjusted (1975)	
Libraries	67,475.00	Total	4,185,982.00	Balance December 31, 1975	500.00
Other Educational Services		EQUALIZED VALUATION BASIS		CURRENT FINANCES DECEMBER 31, 1975	
STATUTORY EXPENDITURES		FOR NET DEBT COMPUTATION	198,250,961.67	ASSETS	
Pensions & F. I. C. A.	56,000.00	REAL PROPERTY VALUATIONS		Cash Dec. 31, 1975	985,523.27
Employee Fringe Benefits		Code Class # of Parcels % VAL'N		Taxes Receivable	209,988.53
Other Statutory Expenditures		1 Vacant Land 393 4.96	7,444,200.00	Tax Title Liens	1,284.53
CETA And Other Public Employment Programs		2 Residential 2162 80.70	121,081,500.00	Foreclosed Property	500.00
MUNICIPAL FUNCTIONS TOTAL	1,200,080.35	3 Farm 63 1.23	1,850,100.00	Emergencies & Other Deferred Charges	5,500.00
CAPITAL IMPROVEMENTS *MEMO*		4a Commercial 49 12.32	18,481,300.00	State and Federal Aid Receivable	10,361.13
DEBT SERVICE		4b Industrial 15 .79	1,189,900.00	Other Receivables	8,488.52
Principal Payments		4c Apartments		Total	1,221,645.98
Interest Payments	1,000.00	Total	150,047,000.00	LIABILITIES, RESERVES, AND SURPLUS	
DEFERRED CHARGES		Land Area 9.80 Sq. Miles		Cash Liabilities	223,453.88
SCHOOL, COUNTY, SPECIAL DISTRICT TAXES	4,637,856.98	Net Valuation Taxable-Municipal	151,083,111.00	Reserves for Receivables	220,261.58
RESERVE FOR UNCOLLECTED TAXES	299,491.24	Net Valuation Taxable-County	208,406,843.00	Surplus-Dec. 31, 1975	777,930.52
EXPENDITURES TOTAL	6,138,428.57	State Equalized Valuation	220,563,543.00	Total	1,221,645.98
		State Equalization Ratio	68.35		

1907

Population 1970 **1,385**
 Population 1975 **1,570**
 S & P Rating
 Moody Rating

General Tax Rate Per \$100. **5.85**
 State Equalized Tax Rate **3.72**

FREDON TOWNSHIP — SUSSEX CO.

Form of Government:

Township Committee

Number of Members on Governing Body 5

PER CAPITA:

Gross Debt **825.90**
 Net Debt **166.12**
 Debt Service **12.37**
 Total Tax Levy **795.07**
 Municipal Expenditures **236.37**

PER CENT:

Gross Debt **4.39**
 Net Debt **.88**
 Tax Levy Collected **92.54**
 Tax Levy Cancelled, Abated or Adjusted

EXPENDITURES		REVENUES-REALIZED		1975 PROPERTY TAX	
GENERAL GOVERNMENT				STATE EQUALIZED TAX RATE	
Governing Body & Public Boards		1975 Property Taxes Collected	1,155,158.29	Local District School Taxes 1.73	584,834.17
Municipal Clerk		1975 Payments in Lieu of Taxes		Regional & Consolidated School Tax 1.27	427,993.27
Financial Administration	4,575.00	Delinquent Tax & Lien Collections	123,299.00	School Taxes in Municipal Budget	
Assessment of Taxes	4,825.00	Business Personalty Replacement Taxes	24,560.67	County Taxes	225,099.34
Collection of Taxes	4,250.00	Taxes from Public Utilities	64,590.57	County Library Taxes	10,334.76
Planning, Housing & Development	10,265.00	Other Miscellaneous Tax Revenues		Local Municipal Purpose Taxes	-632.99
Human Resources	300.00	State Aid Revenues	6,769.00	Veteran & Senior Citizen Taxes	9,690.00
Elections	1,000.00	Federal Aid Revenues		Total Taxes for Rate Computation	1,257,318.55
General Administration (other)	32,600.00	State and Local Fiscal Assistance Act Utilized	18,901.00	Special District Taxes	
JUDICIARY		Sale of Acquired Property	88,646.49	Bank Stock Taxes	632.99
Municipal Courts	6,000.00	Other Miscellaneous Revenues	1,481,925.02	Added and Omitted Taxes	
PUBLIC SAFETY		Total	1,481,925.02	Total Taxes Levied - ABSTRACT	1,248,261.54
Fire Protection	4,500.00	Prior Years Surplus Appropriated	210,000.00	Total Taxes Billed	1,248,261.54
Police Protection	1,400.00	REVENUES TOTAL	1,691,925.02	1975 TAXES COLLECTED	1,155,158.29
Civil Defense & Disaster Control	1,000.00	Reserve For Uncollected Taxes	136,914.27	1975 Taxes Cancelled, Abated or Adjusted	
Environmental Inspection & Control	2,900.00	CAPITAL OUTLAY TOTAL	143,493.47	Transfer to Tax Title Liens or Foreclosed	
Other Public Safety				Balance Outstanding Dec. 31, 1975	93,103.25
PUBLIC WORKS				PRIOR YEARS TAXES OUTSTANDING	
Streets and Drainage	107,201.00	Public Enterprises		Balance January 1, 1975	102,430.49
Sewers and Sewage Processing		Recreation—Culture		Collected in 1975	102,246.27
Garbage and Trash Disposal		Public Works	119,561.35	Cancelled, Abated or Adjusted 1975	
Public Buildings and Grounds	8,500.00	Buildings and Grounds	23,932.12	Transfers to Tax Title Liens or Foreclosed	
Other Public Works		Library and Education		Balance December 31, 1975	184.22
HEALTH and WELFARE		Conservation		TAX TITLE LIENS OUTSTANDING	
Health Services Except Environmental	2,920.00	All Other		Balance January 1, 1975	23,220.47
Welfare-Public Assistance	420.00	CAPITAL DEBT AUTHORIZED, DECEMBER 31, 1975		Transfer From Taxes	
Hospitals, Clinics, First Aid	750.00	ISSUED AND UNISSUED GROSS DEBT		Redeemed in 1975	21,052.73
Animal, Insect, & Rodent Control		School	1,035,845	Cancelled, Abated or Adjusted (1975)	
Other Welfare Services		Self-liquidating	260,815	Transfers to Foreclosed Property	
RECREATION and CONSERVATION		Other	260,815	Balance December 31, 1975	2,167.74
Beaches and Boardwalks		Total	1,296,660	PROPERTY ACQUIRED BY DEED OR	
Parks, Playgrounds, Shade Trees		ISSUED AND OUTSTANDING		FORECLOSURE	
Land Reclamation & Conservation		School	1,035,845.00	Balance January 1, 1975	
Other Recreational Services	1,100.00	Self-liquidating		Transfers From Taxes or Liens	
EDUCATION (excluding schools)		Other		Sale for Cash (1975)	
Libraries		Total	1,035,845.00	Cancelled, Abated or Adjusted (1975)	
Other Educational Services	1,000.00	EQUALIZED VALUATION BASIS		Balance December 31, 1975	
STATUTORY EXPENDITURES		FOR NET DEBT COMPUTATION	29,532,801.00	CURRENT FINANCES DECEMBER 31, 1975	
Pensions & F. I. C. A.	3,400.00	REAL PROPERTY VALUATIONS		ASSETS	
Employee Fringe Benefits	1,000.00	Code Class # of Parcels % VAL'N		Cash Dec. 31, 1975	170,944.01
Other Statutory Expenditures		1 Vacant Land 215 6.82	1,455,650.00	Taxes Receivable	93,287.47
CETA And Other Public Employment Programs		2 Residential 548 70.68	15,078,700.00	Tax Title Liens	2,167.74
MUNICIPAL FUNCTIONS TOTAL	199,906.00	3 Farm 210 15.83	3,377,300.00	Foreclosed Property	
CAPITAL IMPROVEMENTS *MEMO*	5,000.00	4a Commercial 21 3.33	709,400.00	Emergencies & Other Deferred Charges	42,193.13
DEBT SERVICE		4b Industrial 5 3.34	712,600.00	State and Federal Aid Receivable	4,000.00
Principal Payments		4c Apartments		Other Receivables	246,222.94
Interest Payments	19,427.50	Total	21,333,650.00	Total	558,815.29
DEFERRED CHARGES	14,859.00	Land Area 18.00 Sq. Miles		LIABILITIES, RESERVES, AND SURPLUS	
SCHOOL, COUNTY, SPECIAL DISTRICT TAXES	1,248,261.54	Net Valuation Taxable-Municipal	21,502,895.00	Cash Liabilities	102,439.92
RESERVE FOR UNCOLLECTED TAXES	136,914.27	Net Valuation Taxable-County	32,470,589.00	Reserves for Receivables	341,678.15
EXPENDITURES TOTAL	1,619,368.31	State Equalized Valuation	33,665,320.00	Surplus Dec. 31, 1975	114,697.22
		State Equalization Ratio	63.69	Total	558,815.29

1315

Population 1970 10,570
 Population 1975 10,995
 S & P Rating BBB
 Moody Rating BAA

General Tax Rate Per \$100. 4.57
 State Equalized Tax Rate 3.55

FREEHOLD BOROUGH - MONMOUTH CO.
 Form of Government:
 Borough Council
 Number of Members on Governing Body 6

PER CAPITA:
 Gross Debt 435.16
 Net Debt 139.86
 Debt Service 11.81
 Total Tax Levy 357.21
 Municipal Expenditures 212.38

PER CENT:
 Gross Debt 5.04
 Net Debt 1.62
 Tax Levy Collected 96.76
 Tax Levy Cancelled, Abated or Adjusted .06

EXPENDITURES		REVENUES-REALIZED		1975 PROPERTY TAX	
GENERAL GOVERNMENT				STATE EQUALIZED TAX RATE	
Governing Body & Public Boards		1975 Property Taxes Collected	3,800,562.80	Local District School Taxes	1.11
Municipal Clerk		1975 Payments in Lieu of Taxes	5,175.40	Regional & Consolidated School Tax	.88
Financial Administration	7,018.00	Delinquent Tax & Lien Collections	149,446.35	School Taxes in Municipal Budget	
Assessment of Taxes	11,997.00	Business Personalty Replacement Taxes	151,056.67	County Taxes	.59
Collection of Taxes	15,585.00	Taxes from Public Utilities	201,051.58	County Library Taxes	
Planning, Housing & Development	14,600.00	Other Miscellaneous Tax Revenues		Local Municipal Purpose Taxes	.91
Human Resources	100.00	State Aid Revenues	3,129.92	Veteran & Senior Citizen Taxes	.05
Elections	1,800.00	Federal Aid Revenues	215,156.09	Total Taxes for Rate Computation	3.54
General Administration (other)	160,282.00	State and Local Fiscal Assistance Act Utilized	187,019.03	Special District Taxes	
JUDICIARY		Sale of Acquired Property		Bank Stock Taxes	29,187.12
Municipal Courts	26,676.00	Other Miscellaneous Revenues	161,742.27	Added and Omitted Taxes	22,173.22
PUBLIC SAFETY		Total	4,874,340.11	Total Taxes Levied - ABSTRACT	3,927,515.49
Fire Protection	72,899.00	Prior Years Surplus Appropriated	320,000.00	Total Taxes Billed	3,927,865.91
Police Protection	533,835.00	REVENUES TOTAL	5,194,340.11	1975 TAXES COLLECTED	3,800,562.80
Civil Defense & Disaster Control	2,000.00	Reserve For Uncollected Taxes	216,000.00	1975 Taxes Cancelled, Abated or Adjusted	2,495.24
Environmental Inspection & Control	45,214.00	CAPITAL OUTLAY TOTAL	1,459.92	Transfer to Tax Title Liens or Foreclosed	12,704.32
Other Public Safety				Balance Outstanding Dec. 31, 1975	112,103.55
PUBLIC WORKS				PRIOR YEARS TAXES OUTSTANDING	
Streets and Drainage	341,025.03	Public Enterprises	154.92	Balance January 1, 1975	143,009.47
Sewers and Sewage Processing		Recreation—Culture	1,180.00	Collected in 1975	141,165.87
Garbage and Trash Disposal	107,000.00	Public Works		Cancelled, Abated or Adjusted 1975	50.00
Public Buildings and Grounds	116,123.00	Buildings and Grounds	125.00	Transfers to Tax Title Liens or Foreclosed	1,792.84
Other Public Works		Library and Education		Balance December 31, 1975	.76
HEALTH and WELFARE		Conservation		TAX TITLE LIENS OUTSTANDING	
Health Services Except Environmental	19,583.00	All Other		Balance January 1, 1975	47,784.12
Welfare-Public Assistance	8,044.00	CAPITAL DEBT AUTHORIZED, DECEMBER 31, 1975		Transfer From Taxes	14,656.50
Hospitals, Clinics, First Aid	15,000.00	ISSUED AND UNISSUED		Redeemed in 1975	8,280.48
Animal, Insect, & Rodent Control		School	2,959,531	Cancelled, Abated or Adjusted (1975)	
Other Welfare Services		Self-liquidating	1,150,000	Transfers to Foreclosed Property	
RECREATION and CONSERVATION		Other	675,000	Balance December 31, 1975	54,200.14
Beaches and Boardwalks		Total	4,784,531	PROPERTY ACQUIRED BY DEED OR	
Parks, Playgrounds, Shade Trees	60,205.00	ISSUED AND OUTSTANDING		FORECLOSURE	
Land Reclamation & Conservation		School	2,959,531.00	Balance January 1, 1975	8,100.00
Other Recreational Services	4,050.00	Self-Liquidating	450,000.00	Transfers From Taxes or Liens	
EDUCATION (excluding schools)		Other	600,000.00	Sale for Cash (1975)	
Libraries	38,387.00	Total	4,009,531.00	Cancelled, Abated or Adjusted (1975)	
Other Educational Services		EQUALIZED VALUATION BASIS		Balance December 31, 1975	8,100.00
STATUTORY EXPENDITURES		FOR NET DEBT COMPUTATION	94,875,695.33	CURRENT FINANCES DECEMBER 31, 1975	
Pensions & F. I. C. A.	110,433.00	REAL PROPERTY VALUATIONS		ASSETS	
Employee Fringe Benefits	34,000.00	Code Class # of Parcels % VAL'N		Cash Dec. 31, 1975	1,204,281.16
Other Statutory Expenditures		1 Vacant Land 306 1.72	1,372,500.00	Taxes Receivable	112,104.31
CETA And Other Public Employment Programs	236,922.00	2 Residential 2559 65.85	52,569,225.00	Tax Title Liens	54,200.14
MUNICIPAL FUNCTIONS TOTAL	1,983,178.03	3 Farm 2 .02	16,200.00	Foreclosed Property	8,100.00
CAPITAL IMPROVEMENTS *MEMO*		4a Commercial 197 20.09	16,036,900.00	Emergencies & Other Deferred Charges	16,000.00
DEBT SERVICE		4b Industrial 6 7.13	5,694,100.00	State and Federal Aid Receivable	9,000.00
Principal Payments	88,800.00	4c Apartments 10 5.19	4,140,300.00	Other Receivables	8,108.95
Interest Payments	41,100.00	Total 3080	79,829,225.00	Total	1,411,794.56
DEFERRED CHARGES	6,000.00	Land Area 1.90 Sq. Miles		LIABILITIES, RESERVES, AND SURPLUS	
SCHOOL, COUNTY, SPECIAL DISTRICT TAXES	2,866,977.27	Net Valuation Taxable-Municipal	86,089,288.00	Cash Liabilities	706,882.02
RESERVE FOR UNCOLLECTED TAXES	210,000.00	Net Valuation Taxable-County	104,972,180.00	Reserves for Receivables	182,513.40
EXPENDITURES TOTAL	5,202,055.30	State Equalized Valuation	108,900,174.00	Surplus Dec. 31, 1975	522,399.14
		State Equalization Ratio	77.79	Total	1,411,794.56

1316

Population 1970 **13,310**
 Population 1975 **15,145**
 S & P Rating
 Moody Rating **A**

General Tax Rate Per \$100 **4.94**
 State Equalized Tax Rate **3.61**

FREEHOLD TOWNSHIP — MONMOUTH CO.

Form of Government:

Township Committee

Number of Members on Governing Body 5

PER CAPITA:

Gross Debt **1,067.66**
 Net Debt **119.17**
 Debt Service **9.64**
 Total Tax Levy **691.72**
 Municipal Expenditures **215.62**

PER CENT:

Gross Debt **6.53**
 Net Debt **.73**
 Tax Levy Collected **94.65**
 Tax Levy Cancelled, Abated
 or Adjusted

EXPENDITURES		REVENUES-REALIZED		1975 PROPERTY TAX	
GENERAL GOVERNMENT		1975 Property Taxes Collected		STATE EQUALIZED TAX RATE	
Governing Body & Public Boards			9,915,330.01	Local District School Taxes	1.89
Municipal Clerk	18,300.00	1975 Payments in Lieu of Taxes		Regional & Consolidated School Tax	.73
Financial Administration	42,200.00	Delinquent Tax & Lien Collections	283,514.01	School Taxes in Municipal Budget	
Assessment of Taxes	43,050.00	Business Personalty Replacement Taxes	131,336.09	County Taxes	.65
Collection of Taxes	47,200.00	Taxes from Public Utilities	533,522.34	County Library Taxes	.32
Planning, Housing & Development	76,100.00	Other Miscellaneous Tax Revenues		Local Municipal Purpose Taxes	.31
Human Resources	4,500.00	State Aid Revenues	2,038.50	Veteran & Senior Citizen Taxes	.02
Elections	381,142.00	Federal Aid Revenues	21,931.43	Total Taxes for Rate Computation	3.62
General Administration (other)	44,000.00	State and Local Fiscal Assistance Act Utilized	185,620.72	Special District Taxes	
JUDICIARY		Sale of Acquired Property		Bank Stock Taxes	
Municipal Courts	42,380.00	Other Miscellaneous Revenues	601,996.81	Added and Omitted Taxes	
PUBLIC SAFETY		Total	11,675,389.91	Total Taxes Levied - ABSTRACT	
Fire Protection	547,500.00	Prior Years Surplus Appropriated	1,150,000.00	Total Taxes Billed	
Police Protection	2,000.00	REVENUES TOTAL	12,825,389.91	1975 TAXES COLLECTED	
Civil Defense & Disaster Control	66,000.00	Reserve For Uncollected Taxes	777,100.00	1975 Taxes Cancelled, Abated or Adjusted	
Environmental Inspection & Control		CAPITAL OUTLAY TOTAL	1,139,319.61	Transfer to Tax Title Liens or Foreclosed	
Other Public Safety		Public Enterprises	224,239.96	Balance Outstanding Dec. 31, 1975	560,698.97
PUBLIC WORKS		Recreation—Culture	11,762.30	PRIOR YEARS TAXES OUTSTANDING	
Streets and Drainage	496,800.00	Public Works	131,976.10	Balance January 1, 1975	455,203.02
Sewers and Sewage Processing	75,000.00	Buildings and Grounds	771,341.25	Collected in 1975	255,452.27
Garbage and Trash Disposal	14,000.00	Library and Education		Cancelled, Abated or Adjusted 1975	34,086.73
Public Buildings and Grounds	70,000.00	Conservation		Transfers to Tax Title Liens or Foreclosed	
Other Public Works		All Other		Balance December 31, 1975	165,664.02
HEALTH and WELFARE		CAPITAL DEBT AUTHORIZED, DECEMBER 31, 1975		TAX TITLE LIENS OUTSTANDING	
Health Services Except Environmental	20,200.00	ISSUED AND UNISSUED		Balance January 1, 1975	78,638.94
Welfare-Public Assistance	6,000.00	SCHOOL	10,021,466	Transfer From Taxes	
Hospitals, Clinics, First Aid	21,000.00	Self-liquidating	4,521,200	Redeemed in 1975	28,061.74
Animal, Insect, & Rodent Control		Other	1,627,000	Cancelled, Abated or Adjusted (1975)	
Other Welfare Services		Total	16,169,666	Transfers to Foreclosed Property	
RECREATION and CONSERVATION		ISSUED AND OUTSTANDING		Balance December 31, 1975	50,577.20
Beaches and Boardwalks	36,900.00	SCHOOL	8,801,466.00	PROPERTY ACQUIRED BY DEED OR	
Parks, Playgrounds, Shade Trees	2,000.00	Self-Liquidating	3,470,000.00	FORECLOSURE	
Land Reclamation & Conservation	49,000.00	Other	1,247,000.00	Balance January 1, 1975	117,950.00
Other Recreational Services		Total	13,518,466.00	Transfers From Taxes or Liens	
EDUCATION (excluding schools)		EQUALIZED VALUATION BASIS		Sale for Cash (1975)	
Libraries	600.00	FOR NET DEBT COMPUTATION	247,602,178.00	Cancelled, Abated or Adjusted (1975)	
Other Educational Services		REAL PROPERTY VALUATIONS		Balance December 31, 1975	117,950.00
STATUTORY EXPENDITURES		Code Class # of Parcels % VAL'N		CURRENT FINANCES DECEMBER 31, 1975	
Pensions & F. I. C. A.	103,520.00	1 Vacant Land 946 5.13		ASSETS	
Employee Fringe Benefits	46,100.00	2 Residential 3870 65.15		Cash Dec. 31, 1975	5,005,349.04
Other Statutory Expenditures		3 Farm 482 3.06		Taxes Receivable	726,352.99
CETA And Other Public Employment Programs	30,778.00	4a Commercial 151 14.71		Tax Title Liens	50,577.20
MUNICIPAL FUNCTIONS TOTAL	2,286,270.00	4b Industrial 10 7.86		Foreclosed Property	117,950.00
CAPITAL IMPROVEMENTS		4c Apartments 6 4.09		Emergencies & Other Deferred Charges	
DEBT SERVICE		Total 5465	201,381,375.00	State and Federal Aid Receivable	23,999.15
Principal Payments	126,000.00	Land Area 37.00 Sq. Miles		Other Receivables	573,373.80
Interest Payments	20,000.00	Net Valuation Taxable-Municipal	203,398,139.00	Total	6,497,612.18
DEFERRED CHARGES	50,267.39	Net Valuation Taxable-County	286,079,312.00	LIABILITIES, RESERVES, AND SURPLUS	
SCHOOL, COUNTY, SPECIAL DISTRICT TAXES	9,280,394.54	State Equalized Valuation	277,173,344.00	Cash Liabilities	3,730,576.03
RESERVE FOR UNCOLLECTED TAXES	777,100.00	State Equalization Ratio	73.19	Reserves for Receivables	1,468,263.99
EXPENDITURES TOTAL	12,546,031.93			Surplus Dec. 31, 1975	1,298,772.16
				Total	6,497,612.18

2106

Population 1970 **1,120**
 Population 1975 **1,170**
 S & P Rating
 Moody Rating

General Tax Rate Per \$100. **4.12**
 State Equalized Tax Rate **2.39**

FRELINGHUYSEN TOWNSHIP — WARREN CO.
 Form of Government:
 Township Committee
 Number of Members on Governing Body 3

PER CAPITA:
 Gross Debt **6.84**
 Net Debt **6.84**
 Debt Service
 Total Tax Levy **553.67**
 Municipal Expenditures **238.37**

PER CENT:
 Gross Debt **.03**
 Net Debt **.03**
 Tax Levy Collected **84.91**
 Tax Levy Cancelled, Abated
 or Adjusted

EXPENDITURES		REVENUES-REALIZED		1975 PROPERTY TAX	
GENERAL GOVERNMENT				STATE EQUALIZED TAX RATE	
Governing Body & Public Boards		1975 Property Taxes Collected	550,027.01	Local District School Taxes	204,331.00
Municipal Clerk		1975 Payments in Lieu of Taxes		Regional & Consolidated School Tax	266,654.54
Financial Administration	4,283.25	Delinquent Tax & Lien Collections	66,886.72	School Taxes in Municipal Budget	
Assessment of Taxes	3,266.25	Business Personalty Replacement Taxes	21,498.56	County Taxes	144,989.55
Collection of Taxes	2,960.00	Taxes from Public Utilities	42,882.17	County Library Taxes	5,419.51
Planning, Housing & Development	2,850.00	Other Miscellaneous Tax Revenues		Local Municipal Purpose Taxes	21,972.26
Human Resources		State Aid Revenues	22,340.42	Veteran & Senior Citizen Taxes	5,570.00
Elections		Federal Aid Revenues		Total Taxes for Rate Computation	648,936.86
General Administration (other)	14,659.89	State and Local Fiscal Assistance Act Utilized	39,844.00	Special District Taxes	
JUDICIARY		Sale of Acquired Property		Bank Stock Taxes	27.74
Municipal Courts	136.00	Other Miscellaneous Revenues	22,731.75	Added and Omitted Taxes	4,398.80
PUBLIC SAFETY		Total	766,210.63	Total Taxes Levied - ABSTRACT	647,793.40
Fire Protection	800.00	Prior Years Surplus Appropriated	90,000.00	Total Taxes Billed	647,793.40
Police Protection	100.00	REVENUES TOTAL	856,210.63	1975 TAXES COLLECTED	550,027.01
Civil Defense & Disaster Control		Reserve For Uncollected Taxes	101,011.92	1975 Taxes Cancelled, Abated or Adjusted	
Environmental Inspection & Control	525.00			Transfer to Tax Title Liens or Foreclosed	
Other Public Safety		CAPITAL OUTLAY TOTAL		Balance Outstanding Dec. 31, 1975	97,766.39
PUBLIC WORKS				PRIOR YEARS TAXES OUTSTANDING	
Streets and Drainage	128,344.00	Public Enterprises		Balance January 1, 1975	76,072.93
Sewers and Sewage Processing		Recreation—Culture		Collected in 1975	66,886.72
Garbage and Trash Disposal	800.00	Public Works		Cancelled, Abated or Adjusted 1975	
Public Buildings and Grounds	1,000.00	Buildings and Grounds		Transfers to Tax Title Liens or Foreclosed	
Other Public Works		Library and Education		Balance December 31, 1975	9,186.21
HEALTH and WELFARE		Conservation		TAX TITLE LIENS OUTSTANDING	
Health Services Except Environmental	400.00	All Other		Balance January 1, 1975	9,338.30
Welfare-Public Assistance	460.00	CAPITAL DEBT AUTHORIZED, DECEMBER 31, 1975		Transfer From Taxes	
Hospitals, Clinics, First Aid		ISSUED AND UNISSUED GROSS DEBT NET DEBT		Redeemed in 1975	
Animal, Insect, & Rodent Control	775.00	School		Cancelled, Abated or Adjusted (1975)	
Other Welfare Services		Self-liquidating		Transfers to Foreclosed Property	
RECREATION and CONSERVATION		Other	8,000	Balance December 31, 1975	9,338.30
Beaches and Boardwalks		Total	8,000	PROPERTY ACQUIRED BY DEED OR	
Parks, Playgrounds, Shade Trees				FORECLOSURE	
Land Reclamation & Conservation		ISSUED AND OUTSTANDING		Balance January 1, 1975	
Other Recreational Services	400.00	School		Transfers From Taxes or Liens	
EDUCATION (excluding schools)		Self-Liquidating		Sale for Cash (1975)	
Libraries		Other		Cancelled, Abated or Adjusted (1975)	
Other Educational Services		Total		Balance December 31, 1975	
STATUTORY EXPENDITURES		EQUALIZED VALUATION BASIS		CURRENT FINANCES DECEMBER 31, 1975	
Pensions & F. I. C. A.	4,590.27	FOR NET DEBT COMPUTATION	23,882,925.00	ASSETS	
Employee Fringe Benefits	900.00	REAL PROPERTY VALUATIONS		Cash Dec. 31, 1975	201,540.16
Other Statutory Expenditures		Code Class # of Parcels % VAL'N		Taxes Receivable	106,952.60
CETA And Other Public Employment Programs		1 Vacant Land 149 9.83	1,542,525.00	Tax Title Liens	9,338.30
MUNICIPAL FUNCTIONS TOTAL	167,249.66	2 Residential 318 47.09	7,385,550.00	Foreclosed Property	
CAPITAL IMPROVEMENTS *MEMO*	500.00	3 Farm 292 29.71	4,659,720.00	Emergencies & Other Deferred Charges	8,971.13
DEBT SERVICE		4a Commercial 52 13.37	2,097,750.00	State and Federal Aid Receivable	20,455.70
Principal Payments		4b Industrial		Other Receivables	1,139.85
Interest Payments		4c Apartments		Total	348,397.74
DEFERRED CHARGES	10,627.00	Total	15,685,545.00	LIABILITIES, RESERVES, AND SURPLUS	
SCHOOL, COUNTY, SPECIAL DISTRICT TAXES	621,394.60	Land Area 23.60 Sq. Miles		Cash Liabilities	57,776.72
RESERVE FOR UNCOLLECTED TAXES	101,011.92	Net Valuation Taxable-Municipal	15,761,392.00	Reserves for Receivables	117,430.75
EXPENDITURES TOTAL	900,283.18	Net Valuation Taxable-County	24,717,458.00	Surplus Dec. 31, 1975	173,190.27
		State Equalized Valuation	27,091,986.00	Total	348,397.74
		State Equalization Ratio	58.06		

1011

Population 1970 **1,460**
 Population 1975 **1,525**
 S & P Rating
 Moody Rating

General Tax Rate Per \$100. **2.93**
 State Equalized Tax Rate **3.33**

FRENCHTOWN BOROUGH — HUNTERDON CO.

Form of Government:
 Borough Council
 Number of Members on Governing Body 6

PER CAPITA:
 Gross Debt **357.64**
 Net Debt **119.31**
 Debt Service
 Total Tax Levy **443.25**
 Municipal Expenditures **186.35**

PER CENT:
 Gross Debt **2.92**
 Net Debt **.97**
 Tax Levy Collected **83.05**
 Tax Levy Cancelled, Abated or Adjusted

EXPENDITURES		REVENUES-REALIZED		1975 PROPERTY TAX	
GENERAL GOVERNMENT				STATE EQUALIZED TAX RATE	
Governing Body & Public Boards		1975 Property Taxes Collected	561,373.56	Local District School Taxes	1.29
Municipal Clerk		1975 Payments in Lieu of Taxes		Regional & Consolidated School Tax	.98
Financial Administration	2,500.00	Delinquent Tax & Lien Collections	72,984.43	School Taxes in Municipal Budget	
Assessment of Taxes	3,150.00	Business Personalty Replacement Taxes	40,198.14	County Taxes	.44
Collection of Taxes	3,400.00	Taxes from Public Utilities	24,965.81	County Library Taxes	.02
Planning, Housing & Development	3,200.00	Other Miscellaneous Tax Revenues		Local Municipal Purpose Taxes	.55
Human Resources		State Aid Revenues	912.00	Veteran & Senior Citizen Taxes	.04
Elections	500.00	Federal Aid Revenues		Total Taxes for Rate Computation	3.32
General Administration (other)	21,900.00	State and Local Fiscal Assistance Act Utilized	12,072.50	Special District Taxes	
JUDICIARY		Sale of Acquired Property		Bank Stock Taxes	3,375.02
Municipal Courts	4,400.00	Other Miscellaneous Revenues	29,026.73	Added and Omitted Taxes	1,975.04
PUBLIC SAFETY		Total	741,533.17	Total Taxes Levied - ABSTRACT	675,953.60
Fire Protection	14,700.00	Prior Years Surplus Appropriated	40,000.00	Total Taxes Billed	675,953.60
Police Protection	32,900.00	REVENUES TOTAL	781,533.17	1975 TAXES COLLECTED	561,373.56
Civil Defense & Disaster Control	300.00	Reserve For Uncollected Taxes	92,014.50	1975 Taxes Cancelled, Abated or Adjusted	
Environmental Inspection & Control	1,900.00			Transfer to Tax Title Liens or Foreclosed	
Other Public Safety				Balance Outstanding Dec. 31, 1975	114,580.04
PUBLIC WORKS		CAPITAL OUTLAY TOTAL		PRIOR YEARS TAXES OUTSTANDING	
Streets and Drainage	46,100.00	Public Enterprises		Balance January 1, 1975	74,818.99
Sewers and Sewage Processing		Recreation—Culture		Collected in 1975	72,984.43
Garbage and Trash Disposal	15,300.00	Public Works		Cancelled, Abated or Adjusted 1975	
Public Buildings and Grounds	17,172.50	Buildings and Grounds		Transfers to Tax Title Liens or Foreclosed	
Other Public Works		Library and Education		Balance December 31, 1975	1,834.56
HEALTH and WELFARE		Conservation		TAX TITLE LIENS OUTSTANDING	
Health Services Except Environmental	3,300.00	All Other		Balance January 1, 1975	209.23
Welfare-Public Assistance	350.00			Transfer From Taxes	
Hospitals, Clinics, First Aid		CAPITAL DEBT AUTHORIZED, DECEMBER 31, 1975		Redeemed in 1975	
Animal, Insect, & Rodent Control		ISSUED AND UNISSUED		Cancelled, Abated or Adjusted (1975)	
Other Welfare Services		School	31,402	Transfers to Foreclosed Property	
RECREATION and CONSERVATION		Self-liquidating	459,000	Balance December 31, 1975	209.23
Beaches and Boardwalks		Other	55,000	PROPERTY ACQUIRED BY DEED OR	
Parks, Playgrounds, Shade Trees	2,600.00	Total	545,402	FORECLOSURE	
Land Reclamation & Conservation				Balance January 1, 1975	
Other Recreational Services		ISSUED AND OUTSTANDING		Transfers From Taxes or Liens	
EDUCATION (excluding schools)		School	31,402.00	Sale for Cash (1975)	
Libraries	2,300.00	Self-Liquidating	459,000.00	Cancelled, Abated or Adjusted (1975)	
Other Educational Services	900.00	Other		Balance December 31, 1975	
STATUTORY EXPENDITURES		Total	490,402.00	CURRENT FINANCES DECEMBER 31, 1975	
Pensions & F. I. C. A.	7,500.00	EQUALIZED VALUATION BASIS		ASSETS	
Employee Fringe Benefits	1,900.00	FOR NET DEBT COMPUTATION	18,662,934.00	Cash Dec. 31, 1975	219,169.12
Other Statutory Expenditures		REAL PROPERTY VALUATIONS		Taxes Receivable	116,414.60
CETA And Other Public Employment Programs		Code Class # of Parcels % VAL'N		Tax Title Liens	209.23
MUNICIPAL FUNCTIONS		1 Vacant Land 55 3.99	911,100.00	Foreclosed Property	
CAPITAL IMPROVEMENTS *MEMO*	15,000.00	2 Residential 390 71.64	16,353,600.00	Emergencies & Other Deferred Charges	13,240.00
DEBT SERVICE		3 Farm 2 .25	56,700.00	State and Federal Aid Receivable	15,000.00
Principal Payments		4a Commercial 47 14.71	3,358,000.00	Other Receivables	13,936.51
Interest Payments		4b Industrial 6 6.07	1,386,600.00	Total	377,969.46
DEFERRED CHARGES		4c Apartments 2 3.34	761,600.00	LIABILITIES, RESERVES, AND SURPLUS	
SCHOOL, COUNTY, SPECIAL DISTRICT TAXES	5,890.00	Total	22,827,600.00	Cash Liabilities	194,538.18
RESERVE FOR UNCOLLECTED TAXES	92,014.50	Land Area 1.10 Sq. Miles		Reserves for Receivables	130,560.34
EXPENDITURES TOTAL	842,351.94	Net Valuation Taxable-Municipal	23,220,623.00	Surplus Dec. 31, 1975	52,870.94
		Net Valuation Taxable-County	20,883,643.00	Total	377,969.46
		State Equalized Valuation	20,451,065.00		
		State Equalization Ratio	113.82		

0111

Population 1970 **8,295**
 Population 1975 **8,720**
 S & P Rating
 Moody Rating

General Tax Rate Per \$100. **2.40**
 State Equalized Tax Rate **2.66**

GALLOWAY TOWNSHIP — ATLANTIC CO.

Form of Government:
 Township Committee
 Number of Members on Governing Body 5

PER CAPITA:

Gross Debt **101.93**
 Net Debt **5.52**
 Debt Service **6.06**
 Total Tax Levy **341.83**
 Municipal Expenditures **168.89**

PER CENT:

Gross Debt **.97**
 Net Debt **.05**
 Tax Levy Collected **89.76**
 Tax Levy Cancelled, Abated or Adjusted **1.39**

EXPENDITURES		REVENUES-REALIZED		1975 PROPERTY TAX	
GENERAL GOVERNMENT				STATE EQUALIZED TAX RATE 2.66	
Governing Body & Public Boards		1975 Property Taxes Collected	2,687,326.01	Local District School Taxes .97	1,095,195.50
Municipal Clerk		1975 Payments in Lieu of Taxes		Regional & Consolidated School Tax .62	704,242.84
Financial Administration	16,700.00	Delinquent Tax & Lien Collections	198,094.57	School Taxes in Municipal Budget	
Assessment of Taxes	26,300.00	Business Personalty Replacement Taxes	89,742.25	County Taxes .72	809,259.73
Collection of Taxes	31,400.00	Taxes from Public Utilities	312,281.33	County Library Taxes .01	12,704.42
Planning, Housing & Development	19,325.00	Other Miscellaneous Tax Revenues		Local Municipal Purpose Taxes .28	319,837.46
Human Resources	19,000.00	State Aid Revenues	2,124.00	Veteran & Senior Citizen Taxes .05	58,610.00
Elections	1,800.00	Federal Aid Revenues	64,702.61	Total Taxes for Rate Computation 2.65	2,999,849.95
General Administration (other)	116,400.00	State and Local Fiscal Assistance Act Utilized	81,750.00	Special District Taxes	
JUDICIARY		Sale of Acquired Property		Bank Stock Taxes	1,862.54
Municipal Courts	27,600.00	Other Miscellaneous Revenues	181,765.33	Added and Omitted Taxes	37,668.63
PUBLIC SAFETY		Total	3,617,786.10	Total Taxes Levied - ABSTRACT	2,980,771.12
Fire Protection	39,500.00	Prior Years Surplus Appropriated	440,000.00	Total Taxes Billed	2,993,875.06
Police Protection	308,700.00	REVENUES TOTAL	4,057,786.10	1975 TAXES COLLECTED	2,687,326.01
Civil Defense & Disaster Control	500.00	Reserve For Uncollected Taxes	310,450.00	1975 Taxes Cancelled, Abated or Adjusted	41,572.42
Environmental Inspection & Control	15,100.00	CAPITAL OUTLAY TOTAL	1,331.56	Transfer to Tax Title Liens or Foreclosed	19,921.50
Other Public Safety				Balance Outstanding Dec. 31, 1975	245,055.13
PUBLIC WORKS				PRIOR YEARS TAXES OUTSTANDING	
Streets and Drainage	227,700.00	Public Enterprises		Balance January 1, 1975	185,674.36
Sewers and Sewage Processing	8,200.00	Recreation—Culture		Collected in 1975	167,826.49
Garbage and Trash Disposal		Public Works		Cancelled, Abated or Adjusted 1975	184.30
Public Buildings and Grounds	42,150.00	Buildings and Grounds	1,331.56	Transfers to Tax Title Liens or Foreclosed	17,662.32
Other Public Works	15,000.00	Library and Education		Balance December 31, 1975	1.25
HEALTH and WELFARE		Conservation		TAX TITLE LIENS OUTSTANDING	
Health Services Except Environmental	1,100.00	All Other		Balance January 1, 1975	53,342.88
Welfare-Public Assistance		CAPITAL DEBT AUTHORIZED, DECEMBER 31, 1975		Transfer From Taxes	39,618.51
Hospitals, Clinics, First Aid	3,000.00	ISSUED AND UNISSUED		Redeemed in 1975	30,268.08
Animal, Insect, & Rodent Control	4,500.00	School	840,710	Cancelled, Abated or Adjusted (1975)	
Other Welfare Services		Self-liquidating		Transfers to Foreclosed Property	2,466.84
RECREATION and CONSERVATION		Other	48,120	Balance December 31, 1975	60,226.47
Beaches and Boardwalks		Total	888,830	PROPERTY ACQUIRED BY DEED OR	
Parks, Playgrounds, Shade Trees	6,300.00	ISSUED AND OUTSTANDING		FORECLOSURE	
Land Reclamation & Conservation	3,050.00	School	840,710.00	Balance January 1, 1975	189,264.25
Other Recreational Services	200.00	Self-Liquidating		Transfers From Taxes or Liens	
EDUCATION (excluding schools)		Other	48,120.00	Sale for Cash (1975)	
Libraries	5,500.00	Total	888,830.00	Cancelled, Abated or Adjusted (1975)	
Other Educational Services		EQUALIZED VALUATION BASIS		Balance December 31, 1975	189,264.25
STATUTORY EXPENDITURES		FOR NET DEBT COMPUTATION	92,058,403.67	CURRENT FINANCES DECEMBER 31, 1975	
Pensions & F. I. C. A.	54,117.72	REAL PROPERTY VALUATIONS		ASSETS	
Employee Fringe Benefits	21,000.00	Code Class # of Parcels % VAL'N		Cash Dec. 31, 1975	987,005.16
Other Statutory Expenditures		1 Vacant Land 4440 21.13	26,099,800.00	Taxes Receivable	245,056.38
CETA And Other Public Employment Programs	50,345.64	2 Residential 2708 55.52	68,579,300.00	Tax Title Liens	60,226.47
MUNICIPAL FUNCTIONS TOTAL	1,064,488.36	3 Farm 305 4.25	5,253,100.00	Foreclosed Property	189,264.25
CAPITAL IMPROVEMENTS		4a Commercial 214 18.98	23,446,400.00	Emergencies & Other Deferred Charges	93,321.34
DEBT SERVICE		4b Industrial 6 .06	78,300.00	State and Federal Aid Receivable	10,000.00
Principal Payments	40,000.00	4c Apartments 1 .05	65,600.00	Other Receivables	10,160.77
Interest Payments	12,862.50	Total 7674	123,522,500.00	Total	1,595,034.37
DEFERRED CHARGES	44,949.14	Land Area 91.75 Sq. Miles		LIABILITIES, RESERVES, AND SURPLUS	
SCHOOL, COUNTY, SPECIAL DISTRICT TAXES	2,621,402.49	Net Valuation Taxable-Municipal	125,474,912.00	Cash Liabilities	569,248.29
RESERVE FOR UNCOLLECTED TAXES	310,450.00	Net Valuation Taxable-County	94,264,512.00	Reserves for Receivables	504,707.87
EXPENDITURES TOTAL	4,094,152.49	State Equalized Valuation	113,064,301.00	Surplus Dec. 31, 1975	521,078.21
		State Equalization Ratio	111.17	Total	1,595,034.37

0221

Population 1970 **30,855**
 Population 1975 **31,470**
 S & P Rating
 Moody Rating **BAA**

General Tax Rate Per \$100. **2.75**
 State Equalized Tax Rate **2.18**

GARFIELD CITY - BERGEN CO.

Form of Government:

Council-Manager (1923)

Number of Members on Governing Body 5

PER CAPITA:

Gross Debt **86.86**
 Net Debt **45.91**
 Debt Service **14.57**
 Total Tax Levy **214.08**
 Municipal Expenditures **155.62**

PER CENT:

Gross Debt **.96**
 Net Debt **.51**
 Tax Levy Collected **97.95**
 Tax Levy Cancelled, Abated or Adjusted **.04**

EXPENDITURES		REVENUES-REALIZED		1975 PROPERTY TAX	
GENERAL GOVERNMENT				STATE EQUALIZED TAX RATE 2.18	
Governing Body & Public Boards	10,500.00	1975 Property Taxes Collected 6,617,064.48		Local District School Taxes 1.13	3,554,154.38*
Municipal Clerk	47,000.00	1975 Payments in Lieu of Taxes 153,488.08		Regional & Consolidated School Tax	
Financial Administration	31,580.00	Delinquent Tax & Lien Collections 414,906.68		School Taxes in Municipal Budget .07	220,672.00
Assessment of Taxes	23,500.00	Business Personalty Replacement Taxes 414,076.71		County Taxes .38	1,188,902.29
Collection of Taxes	42,500.00	Taxes from Public Utilities		County Library Taxes	
Planning, Housing & Development	11,685.00	Other Miscellaneous Tax Revenues		Local Municipal Purpose Taxes .55	1,721,189.64
Human Resources		State Aid Revenues 31,703.50		Veteran & Senior Citizen Taxes .06	175,460.00
Elections	5,050.00	Federal Aid Revenues 792,644.46		Total Taxes for Rate Computation 2.19	6,860,378.31
General Administration (other)	264,994.26	State and Local Fiscal Assistance Act Utilized 215,214.21		Special District Taxes	
JUDICIARY		Sale of Acquired Property		Bank Stock Taxes	27,826.74
Municipal Courts	37,780.00	Other Miscellaneous Revenues		Added and Omitted Taxes	24,404.62
PUBLIC SAFETY		Total 9,151,218.31		Total Taxes Levied - ABSTRACT	6,737,149.67
Fire Protection	90,175.00	Prior Years Surplus Appropriated 475,000.00		Total Taxes Billed	6,755,271.52
Police Protection	784,499.00	REVENUES TOTAL 9,626,218.31		1975 TAXES COLLECTED	6,617,064.48
Civil Defense & Disaster Control	3,000.00	Reserve For Uncollected Taxes 195,093.55		1975 Taxes Cancelled, Abated or Adjusted	3,032.40
Environmental Inspection & Control	15,025.00	CAPITAL OUTLAY TOTAL 133,654.13		Transfer to Tax Title Liens or Foreclosed Balance Outstanding Dec. 31, 1975	135,174.64
Other Public Safety		Public Enterprises 41,652.13		PRIOR YEARS TAXES OUTSTANDING	
PUBLIC WORKS		Recreation—Culture		Balance January 1, 1975	144,577.07
Streets and Drainage	322,746.21	Public Works		Collected in 1975	128,635.08
Sewers and Sewage Processing	540,870.00	Buildings and Grounds		Cancelled, Abated or Adjusted 1975	
Garbage and Trash Disposal	303,800.00	Library and Education		Transfers to Tax Title Liens or Foreclosed Balance December 31, 1975	15,941.99
Public Buildings and Grounds	67,050.00	Conservation		TAX TITLE LIENS OUTSTANDING	
Other Public Works		All Other		Balance January 1, 1975	38,683.01
HEALTH and WELFARE		CAPITAL DEBT AUTHORIZED, DECEMBER 31, 1975		Transfer From Taxes	3,079.50
Health Services Except Environmental	85,900.00	ISSUED AND UNISSUED GROSS DEBT NET DEBT		Redeemed in 1975	24,853.00
Welfare-Public Assistance	24,300.00	School 1,288,822		Cancelled, Abated or Adjusted (1975)	
Hospitals, Clinics, First Aid		Self-liquidating 406,825		Transfers to Foreclosed Property	
Animal, Insect, & Rodent Control		Other 1,037,886		Balance December 31, 1975	16,909.51
Other Welfare Services		Total 2,733,533		PROPERTY ACQUIRED BY DEED OR FORECLOSURE	
RECREATION and CONSERVATION		ISSUED AND OUTSTANDING		Balance January 1, 1975	106,970.00
Beaches and Boardwalks		School 1,286,000.00		Transfers From Taxes or Liens	
Parks, Playgrounds, Shade Trees	68,900.00	Self-liquidating 335,500.00		Sale for Cash (1975)	
Land Reclamation & Conservation		Other 731,250.00		Cancelled, Abated or Adjusted (1975)	
Other Recreational Services	5,500.00	Total 2,352,750.00		Balance December 31, 1975	106,970.00
EDUCATION (excluding schools)		EQUALIZED VALUATION BASIS FOR NET DEBT COMPUTATION 283,649,922.33		CURRENT FINANCES DECEMBER 31, 1975	
Libraries	116,000.00	REAL PROPERTY VALUATIONS		ASSETS	
Other Educational Services		Code Class # of Parcels % VAL'N		Cash Dec. 31, 1975	570,804.35
STATUTORY EXPENDITURES		ASSESSSED VALUATION		Taxes Receivable	151,116.63
Pensions & F. I. C. A.	231,800.00	1 Vacant Land 421 1.95 4,830,500.00		Tax Title Liens	16,909.51
Employee Fringe Benefits	10,000.00	2 Residential 5250 69.79 173,265,500.00		Foreclosed Property	106,970.00
Other Statutory Expenditures		3 Farm		Emergencies & Other Deferred Charges	55,869.56
CETA And Other Public Employment Programs	772,075.00	4a Commercial 466 10.16 25,214,500.00		State and Federal Aid Receivable	24,255.22
MUNICIPAL FUNCTIONS TOTAL	3,916,229.47	4b Industrial 82 14.67 36,421,400.00		Other Receivables	56,047.48
CAPITAL IMPROVEMENTS *MEMO*	1,000.00	4c Apartments 98 3.43 8,517,900.00		Total	981,972.75
DEBT SERVICE		Total 6317 248,249,800.00		LIABILITIES, RESERVES, AND SURPLUS	
Principal Payments	339,500.00	Land Area 2.10 Sq. Miles		Cash Liabilities	304,440.20
Interest Payments	119,118.00	Net Valuation Taxable-Municipal 250,166,458.00		Reserves for Receivables	331,043.62
TYPE I SCHL DEBT *MEMO	266,350.00	Net Valuation Taxable-County 305,501,789.00		Surplus Dec. 31, 1975	346,488.93
DEFERRED CHARGES	327,378.97	State Equalized Valuation 313,789,005.00		Total	981,972.75
SCHOOL, COUNTY, SPECIAL DISTRICT TAXES	4,963,728.67	State Equalization Ratio 79.60			
RESERVE FOR UNCOLLECTED TAXES	195,093.55				
EXPENDITURES TOTAL	9,861,048.66				

2006

Population 1970 **5,270**
 Population 1975 **5,325**
 S & P Rating
 Moody Rating

General Tax Rate Per \$100. **2.61**
 State Equalized Tax Rate **2.71**

GARWOOD BOROUGH — UNION CO.

Form of Government:

Borough Council

Number of Members on Governing Body 6

PER CAPITA:

Gross Debt **304.02**
 Net Debt **70.12**
 Debt Service **5.09**
 Total Tax Levy **369.28**
 Municipal Expenditures **188.80**

PER CENT:

Gross Debt **2.48**
 Net Debt **.57**
 Tax Levy Collected **97.48**
 Tax Levy Cancelled, Abated or Adjusted **2.17**

EXPENDITURES		REVENUES-REALIZED		1975 PROPERTY TAX	
GENERAL GOVERNMENT				STATE EQUALIZED TAX RATE	
Governing Body & Public Boards		1975 Property Taxes Collected	1,916,949.63	Local District School Taxes .86	639,905.00
Municipal Clerk		1975 Payments in Lieu of Taxes	2,918.86	Regional & Consolidated School Tax .79	587,943.72
Financial Administration	5,500.00	Delinquent Tax & Lien Collections	27,747.74	School Taxes in Municipal Budget	
Assessment of Taxes	12,100.00	Business Personalty Replacement Taxes	206,009.31	County Taxes .48	356,541.07
Collection of Taxes	11,105.00	Taxes from Public Utilities	111,198.63	County Library Taxes	
Planning, Housing & Development	2,850.00	Other Miscellaneous Tax Revenues		Local Municipal Purpose Taxes .51	378,637.03
Human Resources		State Aid Revenues	747.60	Veteran & Senior Citizen Taxes .05	38,720.00
Elections	1,500.00	Federal Aid Revenues		Total Taxes for Rate Computation 2.69	2,001,746.82
General Administration (other)	83,511.31	State and Local Fiscal Assistance Act Utilized	49,368.00	Special District Taxes	
JUDICIARY		Sale of Acquired Property	53,037.00	Bank Stock Taxes	2,415.64
Municipal Courts	8,100.00	Other Miscellaneous Revenues	93,221.36	Added and Omitted Taxes	983.11
PUBLIC SAFETY		Total	2,461,198.13	Total Taxes Levied - ABSTRACT	1,966,425.57
Fire Protection	38,300.00	Prior Years Surplus Appropriated	195,000.00	Total Taxes Billed	1,966,425.57
Police Protection	269,482.00	REVENUES TOTAL	2,656,198.13	1975 TAXES COLLECTED	1,916,949.63
Civil Defense & Disaster Control	2,500.00	Reserve For Uncollected Taxes	91,745.05	1975 Taxes Cancelled, Abated or Adjusted	42,685.63
Environmental Inspection & Control	2,850.00	CAPITAL OUTLAY TOTAL	1,947.58	Transfer to Tax Title Liens or Foreclosed Balance Outstanding Dec. 31, 1975	6,790.31
Other Public Safety		Public Enterprises		PRIOR YEARS TAXES OUTSTANDING	
PUBLIC WORKS		Recreation—Culture		Balance January 1, 1975	29,471.93
Streets and Drainage	170,068.00	Public Works	1,947.58	Collected in 1975	27,747.74
Sewers and Sewage Processing	142,000.00	Buildings and Grounds		Cancelled, Abated or Adjusted 1975	
Garbage and Trash Disposal	14,800.00	Library and Education		Transfers to Tax Title Liens or Foreclosed Balance December 31, 1975	1,724.19
Public Buildings and Grounds		Conservation		TAX TITLE LIENS OUTSTANDING	
Other Public Works		All Other		Balance January 1, 1975	1,777.39
HEALTH and WELFARE		CAPITAL DEBT AUTHORIZED, DECEMBER 31, 1975		Transfer From Taxes Redeemed in 1975	
Health Services Except Environmental	11,200.00	ISSUED AND UNISSUED GROSS DEBT		Cancelled, Abated or Adjusted (1975)	
Welfare-Public Assistance	2,150.00	School	1,245,512	Transfers to Foreclosed Property	
Hospitals, Clinics, First Aid		Self-liquidating		Balance December 31, 1975	1,777.39
Animal, Insect, & Rodent Control	700.00	Other	373,400	PROPERTY ACQUIRED BY DEED OR FORECLOSURE	
Other Welfare Services		Total	1,618,912	Balance January 1, 1975	81,921.00
RECREATION and CONSERVATION		ISSUED AND OUTSTANDING		Transfers From Taxes or Liens	
Beaches and Boardwalks		School	495,512.00	Sale for Cash (1975)	53,037.00
Parks, Playgrounds, Shade Trees	6,300.00	Self-Liquidating		Cancelled, Abated or Adjusted (1975)	
Land Reclamation & Conservation	12,500.00	Other	358,550.00	Balance December 31, 1975	28,884.00
Other Recreational Services		Total	854,062.00	CURRENT FINANCES DECEMBER 31, 1975	
EDUCATION (excluding schools)		EQUALIZED VALUATION BASIS		ASSETS	
Libraries	4,000.00	FOR NET DEBT COMPUTATION	65,282,362.00	Cash Dec. 31, 1975	347,967.40
Other Educational Services		REAL PROPERTY VALUATIONS		Taxes Receivable	8,514.50
STATUTORY EXPENDITURES		Code Class # of Parcels % VAL'N		Tax Title Liens	1,777.39
Pensions & F. I. C. A.	57,700.00	1 Vacant Land 51 .71	543,100.00	Foreclosed Property	28,884.00
Employee Fringe Benefits	20,750.00	2 Residential 1203 63.47	48,635,300.00	Emergencies & Other Deferred Charges	23,441.31
Other Statutory Expenditures		3 Farm		State and Federal Aid Receivable	4,323.44
CETA And Other Public Employment Programs		4a Commercial 113 16.51	12,654,200.00	Other Receivables	9,457.57
MUNICIPAL FUNCTIONS TOTAL	879,966.31	4b Industrial 45 16.68	12,779,500.00	Total	424,365.61
CAPITAL IMPROVEMENTS *MEMO*		4c Apartments 28 2.63	2,013,400.00	LIABILITIES, RESERVES, AND SURPLUS	
DEBT SERVICE		Total 1440	76,625,500.00	Cash Liabilities	61,188.63
Principal Payments	10,000.00	Land Area .70 Sq. Miles		Reserves for Receivables	48,633.46
Interest Payments	17,100.00	Net Valuation Taxable-Municipal	76,988,800.00	Surplus Dec. 31, 1975	314,543.52
DEFERRED CHARGES	6,550.00	Net Valuation Taxable-County	74,867,635.00	Total	424,365.61
SCHOOL, COUNTY, SPECIAL DISTRICT TAXES	1,584,385.79	State Equalized Valuation	74,018,867.00		
RESERVE FOR UNCOLLECTED TAXES	91,745.05	State Equalization Ratio	104.06		
EXPENDITURES TOTAL	2,589,751.15				

0413

Population 1970 2,640
 Population 1975 2,700
 S & P Rating
 Moody Rating

General Tax Rate Per \$100. 8.00
 State Equalized Tax Rate 3.24

GIBBSBORO BOROUGH — CAMDEN CO.

Form of Government:
 Borough Council
 Number of Members on Governing Body 6

PER CAPITA: 235.28
 Gross Debt 10.80
 Net Debt 3.28
 Debt Service 336.29
 Total Tax Levy 115.59
 Municipal Expenditures

PER CENT: 2.65
 Gross Debt .12
 Net Debt .96.46
 Tax Levy Collected
 Tax Levy Cancelled, Abated or Adjusted .17

EXPENDITURES		REVENUES-REALIZED		1975 PROPERTY TAX	
GENERAL GOVERNMENT				STATE EQUALIZED TAX RATE	
Governing Body & Public Boards		1975 Property Taxes Collected	876,129.31	Local District School Taxes .98	275,835.88
Municipal Clerk		1975 Payments in Lieu of Taxes		Regional & Consolidated School Tax .99	278,414.27
Financial Administration	8,304.55	Delinquent Tax & Lien Collections	21,997.88	School Taxes in Municipal Budget	
Assessment of Taxes	23,210.00	Business Personality Replacement Taxes	51,771.34	County Taxes 1.02	286,026.62
Collection of Taxes	4,090.00	Taxes from Public Utilities	73,946.23	County Library Taxes .02	6,592.95
Planning, Housing & Development	2,850.00	Other Miscellaneous Tax Revenues		Local Municipal Purpose Taxes .18	49,885.02
Human Resources	400.00	State Aid Revenues	626.50	Veteran & Senior Citizen Taxes .05	14,690.00
Elections	975.00	Federal Aid Revenues	23,400.55	Total Taxes for Rate Computation 3.24	911,444.74
General Administration (other)	29,181.00	State and Local Fiscal Assistance Act Utilized	20,966.00	Special District Taxes	
JUDICIARY		Sale of Acquired Property		Bank Stock Taxes	1,614.98
Municipal Courts	4,950.00	Other Miscellaneous Revenues	36,667.13	Added and Omitted Taxes	9,606.72
PUBLIC SAFETY		Total	1,105,504.94	Total Taxes Levied - ABSTRACT	907,976.44
Fire Protection	7,740.00	Prior Years Surplus Appropriated	57,000.00	Total Taxes Billed	908,240.90
Police Protection	33,735.39	REVENUES TOTAL	1,162,504.94	1975 TAXES COLLECTED	876,129.31
Civil Defense & Disaster Control	580.00	Reserve For Uncollected Taxes	45,189.00	1975 Taxes Cancelled, Abated or Adjusted	1,504.10
Environmental Inspection & Control	2,460.00	CAPITAL OUTLAY TOTAL	3,255.16	Transfer to Tax Title Liens or Foreclosed	32.00
Other Public Safety				Balance Outstanding Dec. 31, 1975	30,575.49
PUBLIC WORKS				PRIOR YEARS TAXES OUTSTANDING	
Streets and Drainage	54,135.00	Public Enterprises		Balance January 1, 1975	24,439.02
Sewers and Sewage Processing	25.00	Recreation—Culture		Collected in 1975	21,263.20
Garbage and Trash Disposal	19,200.00	Public Works	3,255.16	Cancelled, Abated or Adjusted 1975	370.00
Public Buildings and Grounds	10,595.45	Buildings and Grounds		Transfers to Tax Title Liens or Foreclosed	
Other Public Works		Library and Education		Balance December 31, 1975	2,805.82
HEALTH and WELFARE		Conservation		TAX TITLE LIENS OUTSTANDING	
Health Services Except Environmental	580.00	All Other		Balance January 1, 1975	937.47
Welfare-Public Assistance	3,193.00	CAPITAL DEBT AUTHORIZED, DECEMBER 31, 1975		Transfer From Taxes	32.00
Hospitals, Clinics, First Aid		ISSUED AND UNISSUED		Redeemed in 1975	734.68
Animal, Insect, & Rodent Control	160.00	School	606,091	Cancelled, Abated or Adjusted (1975)	
Other Welfare Services		Self-liquidating		Transfers to Foreclosed Property	
RECREATION and CONSERVATION		Other	29,173	Balance December 31, 1975	234.79
Beaches and Boardwalks		Total	635,264	PROPERTY ACQUIRED BY DEED OR FORECLOSURE	
Parks, Playgrounds, Shade Trees	4,920.00	ISSUED AND OUTSTANDING		Balance January 1, 1975	12,406.00
Land Reclamation & Conservation	400.00	School	606,091.00	Transfers From Taxes or Liens	
Other Recreational Services	7,024.95	Self-Liquidating		Sale for Cash (1975)	
EDUCATION (excluding schools)		Other	19,800.00	Cancelled, Abated or Adjusted (1975)	
Libraries	6,475.74	Total	625,891.00	Balance December 31, 1975	12,406.00
Other Educational Services		EQUALIZED VALUATION BASIS		CURRENT FINANCES DECEMBER 31, 1975	
STATUTORY EXPENDITURES		FOR NET DEBT COMPUTATION	23,947,473.67	ASSETS	
Pensions & F. I. C. A.	5,130.00	REAL PROPERTY VALUATIONS		Cash Dec. 31, 1975	210,119.69
Employee Fringe Benefits		Code Class # of Parcels % VAL'N		Taxes Receivable	33,381.31
Other Statutory Expenditures		1 Vacant Land 173 6.46	724,700.00	Tax Title Liens	234.79
CETA And Other Public Employment Programs	22,522.00	2 Residential 654 74.64	8,379,050.00	Foreclosed Property	12,406.00
MUNICIPAL FUNCTIONS TOTAL	252,837.08	3 Farm 1 .14	16,100.00	Emergencies & Other Deferred Charges	32,275.84
CAPITAL IMPROVEMENTS *MEMO*	2,500.00	4a Commercial 26 6.52	731,600.00	State and Federal Aid Receivable	21,999.83
DEBT SERVICE		4b Industrial 4 12.05	1,353,000.00	Other Receivables	8,289.31
Principal Payments	8,400.00	4c Apartments 1 .20	22,000.00	Total	318,706.77
Interest Payments	465.00	Total 859	11,226,450.00	LIABILITIES, RESERVES, AND SURPLUS	
DEFERRED CHARGES	5,211.00	Land Area 2.16 Sq. Miles		Cash Liabilities	138,572.42
SCHOOL, COUNTY, SPECIAL DISTRICT TAXES	846,869.72	Net Valuation Taxable-Municipal	11,394,365.00	Reserves for Receivables	54,311.41
RESERVE FOR UNCOLLECTED TAXES	45,189.00	Net Valuation Taxable-County	26,315,743.00	Surplus Dec. 31, 1975	125,822.94
EXPENDITURES TOTAL	1,158,971.80	State Equalized Valuation	27,887,545.00	Total	318,706.77
		State Equalization Ratio	40.50		

0806

Population 1970 **12,970**
 Population 1975 **13,800**
 S & P Rating
 Moody Rating

General Tax Rate Per \$100. **5.42**
 State Equalized Tax Rate **3.75**

GLASSBORO BOROUGH — GLOUCESTER CO.
 Form of Government:
 Borough Council
 Number of Members on Governing Body 6

PER CAPITA:
 Gross Debt **250.28**
 Net Debt **23.55**
 Debt Service **4.57**
 Total Tax Levy **318.80**
 Municipal Expenditures **167.36**

PER CENT:
 Gross Debt **3.27**
 Net Debt **.31**
 Tax Levy Collected **93.73**
 Tax Levy Cancelled, Abated or Adjusted **.12**

EXPENDITURES		REVENUES-REALIZED		1975 PROPERTY TAX	
GENERAL GOVERNMENT				STATE EQUALIZED TAX RATE 3.75	
Governing Body & Public Boards	12,900.00	1975 Property Taxes Collected	4,123,514.56	Local District School Taxes	2.53
Municipal Clerk	26,800.00	1975 Payments in Lieu of Taxes	24,804.05	Regional & Consolidated School Tax	
Financial Administration	10,964.20	Delinquent Tax & Lien Collections	205,885.97	School Taxes in Municipal Budget	
Assessment of Taxes	28,800.00	Business Personalty Replacement Taxes	162,216.00	County Taxes	.57
Collection of Taxes	31,285.80	Taxes from Public Utilities	539,487.07	County Library Taxes	
Planning, Housing & Development	28,925.00	Other Miscellaneous Tax Revenues		Local Municipal Purpose Taxes	.59
Human Resources	5,700.00	State Aid Revenues	10,081.94	Veteran & Senior Citizen Taxes	.05
Elections	4,000.00	Federal Aid Revenues	94,988.47	Total Taxes for Rate Computation	3.74
General Administration (other)	121,300.00	State and Local Fiscal Assistance Act Utilized	254,460.33	Special District Taxes	
JUDICIARY		Sale of Acquired Property	9,800.00	Bank Stock Taxes	
Municipal Courts	20,750.00	Other Miscellaneous Revenues	203,477.14	Added and Omitted Taxes	
PUBLIC SAFETY		Total	5,628,715.53	Total Taxes Levied - ABSTRACT	4,399,405.53
Fire Protection	27,575.00	Prior Years Surplus Appropriated	417,203.92	Total Taxes Billed	4,399,405.53
Police Protection	494,033.33	REVENUES TOTAL	6,045,919.45	1975 TAXES COLLECTED	4,123,514.56
Civil Defense & Disaster Control	2,500.00	Reserve For Uncollected Taxes	279,270.00	1975 Taxes Cancelled, Abated or Adjusted	5,165.26
Environmental Inspection & Control	18,579.80	CAPITAL OUTLAY TOTAL	52,963.82	Transfer to Tax Title Liens or Foreclosed	25,898.62
Other Public Safety		Public Enterprises	45,698.74	Balance Outstanding Dec. 31, 1975	244,827.09
PUBLIC WORKS		Recreation—Culture		PRIOR YEARS TAXES OUTSTANDING	
Streets and Drainage	575,602.00	Public Works	7,265.08	Balance January 1, 1975	218,439.40
Sewers and Sewage Processing	98,258.58	Buildings and Grounds		Collected in 1975	175,086.23
Garbage and Trash Disposal	45,275.20	Library and Education		Cancelled, Abated or Adjusted 1975	260.00
Public Buildings and Grounds		Conservation		Transfers to Tax Title Liens or Foreclosed	11.60
Other Public Works		All Other		Balance December 31, 1975	43,081.57
HEALTH and WELFARE		CAPITAL DEBT AUTHORIZED, DECEMBER 31, 1975		TAX TITLE LIENS OUTSTANDING	
Health Services Except Environmental	28,120.00	ISSUED AND UNISSUED		Balance January 1, 1975	73,926.73
Welfare-Public Assistance	5,700.00	School	2,785,000	Transfer From Taxes	21,960.26
Hospitals, Clinics, First Aid	3,500.00	Self-liquidating	343,800	Redeemed in 1975	30,799.74
Animal, Insect, & Rodent Control		Other	325,000	Cancelled, Abated or Adjusted (1975)	
Other Welfare Services		Total	3,453,800	Transfers to Foreclosed Property	14,599.52
RECREATION and CONSERVATION		ISSUED AND OUTSTANDING		Balance December 31, 1975	50,487.73
Beaches and Boardwalks	73,700.00	School	2,765,000.00	PROPERTY ACQUIRED BY DEED OR FORECLOSURE	
Parks, Playgrounds, Shade Trees	7,500.00	Self-Liquidating	258,000.00	Balance January 1, 1975	296,255.36
Land Reclamation & Conservation	7,500.00	Other	310,000.00	Transfers From Taxes or Liens	18,549.48
Other Recreational Services		Total	3,333,000.00	Sale for Cash (1975)	9,800.00
EDUCATION (excluding schools)		EQUALIZED VALUATION BASIS		Cancelled, Abated or Adjusted (1975)	
Libraries	48,300.00	FOR NET DEBT COMPUTATION	105,753,594.33	Balance December 31, 1975	305,004.84
Other Educational Services		REAL PROPERTY VALUATIONS		CURRENT FINANCES DECEMBER 31, 1975	
STATUTORY EXPENDITURES		Code Class # of Parcels % VAL'N	ASSESSED VALUATION	ASSETS	
Pensions & F. I. C. A.	106,600.00	1 Vacant Land 793 2.94	2,321,600.00	Cash Dec. 31, 1975	892,737.53
Employee Fringe Benefits	38,200.00	2 Residential 2634 54.05	42,727,600.00	Taxes Receivable	287,908.66
Other Statutory Expenditures		3 Farm 100 2.52	1,987,600.00	Tax Title Liens	50,487.73
CETA and Other Public Employment Programs	94,988.47	4a Commercial 229 20.31	16,053,500.00	Foreclosed Property	305,004.84
MUNICIPAL FUNCTIONS TOTAL	1,967,357.38	4b Industrial 18 6.96	5,499,600.00	Emergencies & Other Deferred Charges	
CAPITAL IMPROVEMENTS *MEMO*		4c Apartments 34 13.23	10,462,400.00	State and Federal Aid Receivable	18,764.50
DEBT SERVICE		Total 3808	79,052,300.00	Other Receivables	9,622.57
Principal Payments	32,000.00	Land Area 9.37 Sq. Miles		Total	1,564,525.83
Interest Payments	31,000.00	Net Valuation Taxable-Municipal	81,915,392.00	LIABILITIES, RESERVES, AND SURPLUS	
DEFERRED CHARGES		Net Valuation Taxable-County	114,917,700.00	Cash Liabilities	361,822.69
SCHOOL, COUNTY, SPECIAL DISTRICT TAXES	3,669,081.36	State Equalized Valuation	117,112,118.00	Reserves for Receivables	653,023.80
RESERVE FOR UNCOLLECTED TAXES	279,270.00	State Equalization Ratio	69.21	Surplus Dec. 31, 1975	549,679.34
EXPENDITURES TOTAL	5,978,708.74			Total	1,564,525.83

1012

Population 1970
Population 1975
S & P Rating
Moody Rating

875
810

General Tax Rate Per \$100.
3.87
State Equalized Tax Rate
3.98

GLEN GARDNER BOROUGH — HUNTERDON CO
Form of Government:
Borough Council
Number of Members on Governing Body 6

PER CAPITA:

Gross Debt 220.89
Net Debt 4.44
Debt Service 4.83
Total Tax Levy 393.53
Municipal Expenditures 148.42

PER CENT:

Gross Debt 2.57
Net Debt .05
Tax Levy Collected 85.34
Tax Levy Cancelled, Abated
or Adjusted 2.03

EXPENDITURES		REVENUES-REALIZED		1975 PROPERTY TAX	
GENERAL GOVERNMENT				STATE EQUALIZED TAX RATE	
Governing Body & Public Boards		1975 Property Taxes Collected	272,152.77	Local District School Taxes	1.79 144,560.00
Municipal Clerk		1975 Payments in Lieu of Taxes		Regional & Consolidated School Tax	1.08 87,196.12
Financial Administration	3,725.00	Delinquent Tax & Lien Collections	25,836.13	School Taxes in Municipal Budget	
Assessment of Taxes	2,405.00	Business Personalty Replacement Taxes	2,907.00	County Taxes	.38 30,287.97
Collection of Taxes	1,300.00	Taxes from Public Utilities	14,872.27	County Library Taxes	.02 1,556.21
Planning, Housing & Development	410.00	Other Miscellaneous Tax Revenues		Local Municipal Purpose Taxes	.66 53,421.28
Human Resources		State Aid Revenues	919.50	Veteran & Senior Citizen Taxes	.05 4,040.00
Elections		Federal Aid Revenues		Total Taxes for Rate Computation	3.98 321,061.58
General Administration (other)	16,950.00	State and Local Fiscal Assistance Act Utilized	21,690.00	Special District Taxes	
JUDICIARY		Sale of Acquired Property		Bank Stock Taxes	1,385.58
Municipal Courts	3,000.00	Other Miscellaneous Revenues	13,479.83	Added and Omitted Taxes	348.30
PUBLIC SAFETY		Total	351,857.50	Total Taxes Levied - ABSTRACT	318,755.46
Fire Protection	3,500.00	Prior Years Surplus Appropriated	15,000.00	Total Taxes Billed	318,910.04
Police Protection	9,900.00	REVENUES TOTAL	366,857.50	1975 TAXES COLLECTED	272,152.77
Civil Defense & Disaster Control		Reserve For Uncollected Taxes	40,471.00	1975 Taxes Cancelled, Abated or Adjusted	6,486.38
Environmental Inspection & Control	200.00	CAPITAL OUTLAY TOTAL	59,914.46	Transfer to Tax Title Liens or Foreclosed	8,970.71
Other Public Safety				Balance Outstanding Dec. 31, 1975	31,300.18
PUBLIC WORKS				PRIOR YEARS TAXES OUTSTANDING	
Streets and Drainage	12,750.00	Public Enterprises	3,134.71	Balance January 1, 1975	31,817.52
Sewers and Sewage Processing		Recreation—Culture	14,929.75	Collected in 1975	25,586.13
Garbage and Trash Disposal	12,900.00	Public Works	41,800.00	Cancelled, Abated or Adjusted 1975	50.02
Public Buildings and Grounds	4,100.00	Buildings and Grounds		Transfers to Tax Title Liens or Foreclosed	1,990.73
Other Public Works		Library and Education		Balance December 31, 1975	4,190.64
HEALTH and WELFARE		Conservation		TAX TITLE LIENS OUTSTANDING	
Health Services Except Environmental	550.00	All Other		Balance January 1, 1975	15,742.73
Welfare-Public Assistance	125.00			Transfer From Taxes	11,284.76
Hospitals, Clinics, First Aid				Redeemed in 1975	250.00
Animal, Insect, & Rodent Control				Cancelled, Abated or Adjusted (1975)	
Other Welfare Services				Transfers to Foreclosed Property	
RECREATION and CONSERVATION				Balance December 31, 1975	26,777.49
Beaches and Boardwalks				PROPERTY ACQUIRED BY DEED OR	
Parks, Playgrounds, Shade Trees				FORECLOSURE	
Land Reclamation & Conservation	55.00			Balance January 1, 1975	
Other Recreational Services	1,500.00			Transfers From Taxes or Liens	
EDUCATION (excluding schools)				Sale for Cash (1975)	
Libraries				Cancelled, Abated or Adjusted (1975)	
Other Educational Services				Balance December 31, 1975	
STATUTORY EXPENDITURES				CURRENT FINANCES DECEMBER 31, 1975	
Pensions & F. I. C. A.	1,600.00			ASSETS	
Employee Fringe Benefits				Cash Dec. 31, 1975	126,962.93
Other Statutory Expenditures				Taxes Receivable	35,490.82
CETA And Other Public Employment Programs				Tax Title Liens	26,777.49
MUNICIPAL FUNCTIONS				Foreclosed Property	
CAPITAL IMPROVEMENTS *MEMO*	23,315.00			Emergencies & Other Deferred Charges	1,013.31
DEBT SERVICE				State and Federal Aid Receivable	5,507.52
Principal Payments	3,600.00			Other Receivables	46.00
Interest Payments	310.00			Total	195,798.07
DEFERRED CHARGES				LIABILITIES, RESERVES, AND SURPLUS	
SCHOOL, COUNTY, SPECIAL DISTRICT TAXES	871.89			Cash Liabilities	109,753.25
RESERVE FOR UNCOLLECTED TAXES	263,600.30			Reserves for Receivables	62,314.31
EXPENDITURES TOTAL	383,823.19			Surplus Dec. 31, 1975	23,730.51
				Total	195,798.07

0708

Population 1970 **8,520**
 Population 1975 **8,540**
 S & P Rating
 Moody Rating

General Tax Rate Per \$100. **7.89**
 State Equalized Tax Rate **5.79**

GLEN RIDGE BOROUGH — ESSEX CO.

Form of Government:

Borough Council

Number of Members on Governing Body 6

PER CAPITA:

Gross Debt **291.80**

Net Debt

Debt Service

Total Tax Levy **734.07**Municipal Expenditures **225.68**

PER CENT:

Gross Debt **2.50**

Net Debt

Tax Levy Collected **98.08**Tax Levy Cancelled, Abated
or Adjusted **.02**

EXPENDITURES		REVENUES-REALIZED		1975 PROPERTY TAX STATE EQUALIZED TAX RATE	
GENERAL GOVERNMENT					
Governing Body & Public Boards		1975 Property Taxes Collected	6,153,914.25	Local District School Taxes 3.31	3,601,117.50
Municipal Clerk		1975 Payments in Lieu of Taxes		Regional & Consolidated School Tax	
Financial Administration	18,686.00	Delinquent Tax & Lien Collections	51,103.85	School Taxes in Municipal Budget	
Assessment of Taxes	9,444.00	Business Personalty Replacement Taxes	20,743.00	County Taxes	1,344,115.78
Collection of Taxes	19,525.00	Taxes from Public Utilities	120,282.13	County Library Taxes	
Planning, Housing & Development	300.00	Other Miscellaneous Tax Revenues		Local Municipal Purpose Taxes	1,312,786.67
Human Resources		State Aid Revenues	4,216.92	Veteran & Senior Citizen Taxes	41,110.00
Elections	1,375.00	Federal Aid Revenues		Total Taxes for Rate Computation	6,299,129.95
General Administration (other)	119,842.00	State and Local Fiscal Assistance Act Utilized	40,282.69	Special District Taxes	
JUDICIARY		Sale of Acquired Property		Bank Stock Taxes	5,869.45
Municipal Courts	13,701.00	Other Miscellaneous Revenues	249,408.73	Added and Omitted Taxes	5,025.93
PUBLIC SAFETY		Total	6,639,951.57	Total Taxes Levied - ABSTRACT	6,268,915.33
Fire Protection	173,786.00	Prior Years Surplus Appropriated	210,044.20	Total Taxes Billed	6,274,632.57
Police Protection	514,022.00	REVENUES TOTAL	6,849,995.77	1975 TAXES COLLECTED	6,153,914.25
Civil Defense & Disaster Control		Reserve For Uncollected Taxes	121,533.16	1975 Taxes Cancelled, Abated or Adjusted	946.15
Environmental Inspection & Control	11,351.00	CAPITAL OUTLAY TOTAL	135,586.25	Transfer to Tax Title Liens or Foreclosed	1,459.65
Other Public Safety				Balance Outstanding Dec. 31, 1975	118,312.52
PUBLIC WORKS					
Streets and Drainage	206,063.00	Public Enterprises	90,837.10	PRIOR YEARS TAXES OUTSTANDING	
Sewers and Sewage Processing	41,281.00	Recreation—Culture		Balance January 1, 1975	51,103.85
Garbage and Trash Disposal	220,602.69	Public Works	4,128.95	Collected in 1975	51,103.85
Public Buildings and Grounds	44,908.00	Buildings and Grounds	40,620.20	Cancelled, Abated or Adjusted 1975	
Other Public Works		Library and Education		Transfers to Tax Title Liens or Foreclosed	
HEALTH and WELFARE		Conservation		Balance December 31, 1975	
Health Services Except Environmental	16,986.00	All Other		TAX TITLE LIENS OUTSTANDING	
Welfare-Public Assistance	2,445.00	CAPITAL DEBT AUTHORIZED, DECEMBER 31, 1975		Balance January 1, 1975	11,260.47
Hospitals, Clinics, First Aid		ISSUED AND UNISSUED GROSS DEBT		Transfer From Taxes	1,459.65
Animal, Insect, & Rodent Control	272.00	School	2,492,000	Redeemed in 1975	
Other Welfare Services		Self-liquidating		Cancelled, Abated or Adjusted (1975)	
RECREATION and CONSERVATION		Other		Transfers to Foreclosed Property	
Beaches and Boardwalks		Total	2,492,000	Balance December 31, 1975	12,720.12
Parks, Playgrounds, Shade Trees	71,482.00	ISSUED AND OUTSTANDING		PROPERTY ACQUIRED BY DEED OR FORECLOSURE	
Land Reclamation & Conservation		School	2,492,000.00	Balance January 1, 1975	410.00
Other Recreational Services	36,949.00	Self-liquidating		Transfers From Taxes or Liens	
EDUCATION (excluding schools)		Other		Sale for Cash (1975)	
Libraries	77,888.00	Total	2,492,000.00	Cancelled, Abated or Adjusted (1975)	
Other Educational Services		EQUALIZED VALUATION BASIS		Balance December 31, 1975	410.00
STATUTORY EXPENDITURES		FOR NET DEBT COMPUTATION	99,766,444.67	CURRENT FINANCES DECEMBER 31, 1975	
Pensions & F. I. C. A.	147,903.00	REAL PROPERTY VALUATIONS		ASSETS	
Employee Fringe Benefits	36,917.00	Code Class # of Parcels % VAL'N		Cash Dec. 31, 1975	1,494,013.21
Other Statutory Expenditures		1 Vacant Land 24 .32		Taxes Receivable	118,312.52
CETA And Other Public Employment Programs		2 Residential 2170 90.82		Tax Title Liens	12,720.12
MUNICIPAL FUNCTIONS		3 Farm		Foreclosed Property	410.00
TOTAL	1,785,728.69	4a Commercial 12 5.01		Emergencies & Other Deferred Charges	36,588.40
CAPITAL IMPROVEMENTS		4b Industrial 1 .19		State and Federal Aid Receivable	
* MEMG	80,173.00	4c Apartments 2 3.66		Other Receivables	5.00
DEBT SERVICE		Total 2209		Total	1,662,049.25
Principal Payments		Land Area 1.30 Sq. Miles		LIABILITIES, RESERVES, AND SURPLUS	
Interest Payments		Net Valuation Taxable-Municipal		Cash Liabilities	1,365,466.25
DEFERRED CHARGES		Net Valuation Taxable-County		Reserves for Receivables	131,447.64
SCHOOL, COUNTY, SPECIAL DISTRICT TAXES	20,044.20	State Equalized Valuation		Surplus Dec. 31, 1975	165,135.36
RESERVE FOR UNCOLLECTED TAXES	4,945,233.28	State Equalization Ratio	73.51	Total	1,662,049.25
EXPENDITURES TOTAL	6,672,539.33				

0222

Population 1970 **13,015**
 Population 1975 **13,055**
 S & P Rating
 Moody Rating **A-1**

General Tax Rate Per \$100. **6.37**
 State Equalized Tax Rate **3.38**

GLEN ROCK BOROUGH — BERGEN CO.
 Form of Government:
 Borough Council
 Number of Members on Governing Body 6

PER CAPITA:
 Gross Debt **260.95**
 Net Debt **145.44**
 Debt Service **19.42**
 Total Tax Levy **554.35**
 Municipal Expenditures **204.47**

PER CENT:
 Gross Debt **1.73**
 Net Debt **.96**
 Tax Levy Collected **98.68**
 Tax Levy Cancelled, Abated or Adjusted **.12**

EXPENDITURES		REVENUES-REALIZED		1975 PROPERTY TAX	
GENERAL GOVERNMENT				STATE EQUALIZED TAX RATE 2.33	
Governing Body & Public Boards		1975 Property Taxes Collected	7,150,984.77	Local District School Taxes	5,011,757.71
Municipal Clerk		1975 Payments in Lieu of Taxes		Regional & Consolidated School Tax	
Financial Administration		Delinquent Tax & Lien Collections	81,387.32	School Taxes in Municipal Budget	
Assessment of Taxes	6,922.00	Business Personalty Replacement Taxes	77,246.64	County Taxes	791,194.11
Collection of Taxes	13,325.00	Taxes from Public Utilities	283,339.29	County Library Taxes	
Planning, Housing & Development	10,375.00	Other Miscellaneous Tax Revenues		Local Municipal Purpose Taxes	1,382,872.03
Human Resources	20,276.00	State Aid Revenues	3,318.00	Veteran & Senior Citizen Taxes	81,650.00
Elections	1,500.00	Federal Aid Revenues	13,358.73	Total Taxes for Rate Computation	7,267,473.85
General Administration (other)	225,581.00	State and Local Fiscal Assistance Act Utilized	82,045.00	Special District Taxes	
JUDICIARY		Sale of Acquired Property		Bank Stock Taxes	10,632.82
Municipal Courts	15,460.00	Other Miscellaneous Revenues	251,668.99	Added and Omitted Taxes	40,574.04
PUBLIC SAFETY		Total	7,943,348.74	Total Taxes Levied - ABSTRACT	7,237,030.71
Fire Protection	40,675.00	Prior Years Surplus Appropriated	519,000.00	Total Taxes Billed	7,246,361.96
Police Protection	521,580.00	REVENUES TOTAL	8,462,348.74	1975 TAXES COLLECTED	7,150,984.77
Civil Defense & Disaster Control	1,300.00	Reserve For Uncollected Taxes	300,380.19	1975 Taxes Cancelled, Abated or Adjusted	8,850.00
Environmental Inspection & Control	13,565.00	CAPITAL OUTLAY TOTAL	229,676.53	Transfer to Tax Title Liens or Foreclosed	1,770.86
Other Public Safety		Public Enterprises		Balance Outstanding Dec. 31, 1975	84,756.33
PUBLIC WORKS		Recreation—Culture	1,268.26	PRIOR YEARS TAXES OUTSTANDING	
Streets and Drainage	296,729.33	Public Works	170,242.14	Balance January 1, 1975	81,437.32
Sewers and Sewage Processing	80,491.00	Buildings and Grounds	58,166.13	Collected in 1975	81,387.32
Garbage and Trash Disposal	213,587.00	Library and Education		Cancelled, Abated or Adjusted 1975	50.00
Public Buildings and Grounds	30,539.00	Conservation		Transfers to Tax Title Liens or Foreclosed	
Other Public Works		All Other		Balance December 31, 1975	
HEALTH and WELFARE		CAPITAL DEBT AUTHORIZED, DECEMBER 31, 1975		TAX TITLE LIENS OUTSTANDING	
Health Services Except Environmental	26,760.00	ISSUED AND UNISSUED		Balance January 1, 1975	3,952.30
Welfare-Public Assistance	4,500.00	School	1,508,000	Transfer From Taxes	1,770.86
Hospitals, Clinics, First Aid		Self-liquidating		Redeemed in 1975	
Animal, Insect, & Rodent Control		Other	1,898,750	Cancelled, Abated or Adjusted (1975)	
Other Welfare Services		Total	3,406,750	Transfers to Foreclosed Property	
RECREATION and CONSERVATION		ISSUED AND OUTSTANDING		Balance December 31, 1975	5,723.16
Beaches and Boardwalks		School	1,508,000.00	PROPERTY ACQUIRED BY DEED OR	
Parks, Playgrounds, Shade Trees	86,578.00	Self-Liquidating		FORECLOSURE	
Land Reclamation & Conservation		Other	1,655,000.00	Balance January 1, 1975	210,500.00
Other Recreational Services	86,764.00	Total	3,163,000.00	Transfers From Taxes or Liens	
EDUCATION (excluding schools)		EQUALIZED VALUATION BASIS		Sale for Cash (1975)	
Libraries	134,465.00	FOR NET DEBT COMPUTATION	197,440,804.67	Cancelled, Abated or Adjusted (1975)	
Other Educational Services		REAL PROPERTY VALUATIONS		Balance December 31, 1975	210,500.00
STATUTORY EXPENDITURES		Code Class # of Parcels % VAL'N		CURRENT FINANCES DECEMBER 31, 1975	
Pensions & F. I. C. A.	145,782.00	1 Vacant Land 153 .88	999,100.00	ASSETS	
Employee Fringe Benefits	40,000.00	2 Residential 3679 89.79	101,904,200.00	Cash Dec. 31, 1975	929,205.11
Other Statutory Expenditures		3 Farm 2 .04	50,900.00	Taxes Receivable	84,756.33
CETA And Other Public Employment Programs	15,555.71	4a Commercial 89 6.28	7,129,200.00	Tax Title Liens	5,723.16
MUNICIPAL FUNCTIONS TOTAL	2,032,310.04	4b Industrial 4 3.00	3,403,000.00	Foreclosed Property	210,500.00
CAPITAL IMPROVEMENTS *MEMO*	11,000.00	4c Apartments		Emergencies & Other Deferred Charges	12,282.14
DEBT SERVICE		Total	113,486,400.00	State and Federal Aid Receivable	732.88
Principal Payments	127,145.00	Land Area 2.80 Sq. Miles		Other Receivables	5,312.16
Interest Payments	126,431.00	Net Valuation Taxable-Municipal	114,160,748.00	Total	1,248,511.78
DEFERRED CHARGES	83,100.27	Net Valuation Taxable-County	203,229,831.00	LIABILITIES, RESERVES, AND SURPLUS	
SCHOOL, COUNTY, SPECIAL DISTRICT TAXES	5,802,951.82	State Equalized Valuation	214,525,405.00	Cash Liabilities	262,305.52
RESERVE FOR UNCOLLECTED TAXES	300,380.19	State Equalization Ratio	53.07	Reserves for Receivables	306,291.65
EXPENDITURES TOTAL	8,472,318.32			Surplus Dec. 31, 1975	679,914.61

0414

Population 1970 **14,735**
 Population 1975 **14,915**
 S & P Rating
 Moody Rating

General Tax Rate Per \$100. **6.46**
 State Equalized Tax Rate **3.60**

GLOUCESTER CITY -- CAMDEN CO.

Form of Government:

Special Charter (P.L. 1868 c.44)

Number of Members on Governing Body 7

PER CAPITA:

Gross Debt **121.89**

Net Debt

Debt Service

Total Tax Levy **231.82**Municipal Expenditures **155.67**

PER CENT:

Gross Debt **2.09**

Net Debt

Tax Levy Collected **91.34**Tax Levy Cancelled, Abated
or Adjusted **.44**

EXPENDITURES		REVENUES-REALIZED		1975 PROPERTY TAX	
GENERAL GOVERNMENT		1975 Property Taxes Collected		STATE EQUALIZED TAX RATE 1.52	
Governing Body & Public Boards		1975 Payments in Lieu of Taxes	3,157,080.03	Local District School Taxes	1,471,552.91
Municipal Clerk		Delinquent Tax & Lien Collections	6,600.00	Regional & Consolidated School Tax	
Financial Administration	50,038.00	Business Personalty Replacement Taxes	190,789.33	School Taxes in Municipal Budget	
Assessment of Taxes	11,965.00	Taxes from Public Utilities	339,821.35	County Taxes	1,109,401.16
Collection of Taxes	14,496.00	Other Miscellaneous Tax Revenues	662,365.74	County Library Taxes	
Planning, Housing & Development	4,650.00	State Aid Revenues	3,189.50	Local Municipal Purpose Taxes	813,665.91
Human Resources		Federal Aid Revenues	67,008.07	Veteran & Senior Citizen Taxes	99,470.00
Elections	4,400.00	State and Local Fiscal Assistance Act Utilized	189,548.00	Total Taxes for Rate Computation	3,494,089.98
General Administration (other)	111,701.00	Sale of Acquired Property	1,225.00	Special District Taxes	
JUDICIARY		Other Miscellaneous Revenues	140,446.82	Bank Stock Taxes	4,646.71
Municipal Courts	25,646.00	Total	4,758,073.84	Added and Omitted Taxes	58,255.24
PUBLIC SAFETY		Prior Years Surplus Appropriated	160,000.00	Total Taxes Levied - ABSTRACT	3,457,521.93
Fire Protection	245,278.00	REVENUES TOTAL	4,918,073.84	Total Taxes Billed	3,456,447.93
Police Protection	386,779.00	Reserve For Uncollected Taxes	292,168.17	1975 TAXES COLLECTED	3,157,080.03
Civil Defense & Disaster Control	800.00	CAPITAL OUTLAY TOTAL	66,680.64	1975 Taxes Cancelled, Abated or Adjusted	15,091.05
Environmental Inspection & Control	16,773.00	Public Enterprises	20,495.07	Transfer to Tax Title Liens or Foreclosed	45,793.59
Other Public Safety		Recreation--Culture	20,000.00	Balance Outstanding Dec. 31, 1975	238,483.26
PUBLIC WORKS		Public Works	26,185.57	PRIOR YEARS TAXES OUTSTANDING	
Streets and Drainage	394,747.00	Buildings and Grounds		Balance January 1, 1975	207,694.09
Sewers and Sewage Processing		Library and Education		Collected in 1975	178,770.88
Garbage and Trash Disposal	13,200.00	Conservation		Cancelled, Abated or Adjusted 1975	80.00
Public Buildings and Grounds	38,132.00	All Other		Transfers to Tax Title Liens or Foreclosed	10,592.77
Other Public Works	52,100.00	CAPITAL DEBT AUTHORIZED, DECEMBER 31, 1975		Balance December 31, 1975	18,250.44
HEALTH and WELFARE		ISSUED AND UNISSUED		TAX TITLE LIENS OUTSTANDING	
Health Services Except Environmental	37,200.00	School	1,578,000	Balance January 1, 1975	103,617.82
Welfare-Public Assistance	11,850.00	Self-liquidating	240,000	Transfer From Taxes	58,537.94
Hospitals, Clinics, First Aid	66,194.00	Other		Redeemed in 1975	12,018.45
Animal, Insect, & Rodent Control		Total	1,818,000	Cancelled, Abated or Adjusted (1975)	1,195.60
Other Welfare Services		ISSUED AND OUTSTANDING		Transfers to Foreclosed Property	
RECREATION and CONSERVATION		School	1,562,000.00	Balance December 31, 1975	148,941.71
Beaches and Boardwalks		Self-Liquidating	240,000.00	PROPERTY ACQUIRED BY DEED OR	
Parks, Playgrounds, Shade Trees	61,578.00	Other		FORECLOSURE	
Land Reclamation & Conservation		Total	1,802,000.00	Balance January 1, 1975	17,875.00
Other Recreational Services	26,560.00	EQUALIZED VALUATION BASIS		Transfers From Taxes or Liens	
EDUCATION (excluding schools)		FOR NET DEBT COMPUTATION	86,899,987.67	Sale for Cash (1975)	1,225.00
Libraries	96,369.00	REAL PROPERTY VALUATIONS		Cancelled, Abated or Adjusted (1975)	
Other Educational Services		Code Class # of Parcels % VAL'N		Balance December 31, 1975	16,650.00
STATUTORY EXPENDITURES		1 Vacant Land 307 1.92		CURRENT FINANCES DECEMBER 31, 1975	
Pensions & F. I. C. A.	139,434.60	2 Residential 3657 53.88		ASSETS	
Employee Fringe Benefits	41,365.00	3 Farm		Cash Dec. 31, 1975	568,257.05
Other Statutory Expenditures		4a Commercial 374 24.87		Taxes Receivable	256,733.70
CETA And Other Public Employment Programs	73,699.00	4b Industrial 38 14.81		Tax Title Liens	148,941.71
MUNICIPAL FUNCTIONS TOTAL	1,924,954.60	4c Apartments 14 4.53		Foreclosed Property	16,650.00
CAPITAL IMPROVEMENTS *MEMO*		Total 4390		Emergencies & Other Deferred Charges	31,513.04
DEBT SERVICE		Land Area 2.32 Sq. Miles		State and Federal Aid Receivable	3,189.50
Principal Payments		Net Valuation Taxable-Municipal	54,064,359.00	Other Receivables	8,720.30
Interest Payments		Net Valuation Taxable-County	102,088,060.00	Total	1,034,005.30
DEFERRED CHARGES	104,738.85	State Equalized Valuation	95,236,649.00	LIABILITIES, RESERVES, AND SURPLUS	
SCHOOL, COUNTY, SPECIAL DISTRICT TAXES	2,580,954.07	State Equalization Ratio	55.84	Cash Liabilities	196,830.16
RESERVE FOR UNCOLLECTED TAXES	292,168.17			Reserves for Receivables	431,045.71
EXPENDITURES TOTAL	4,902,815.69			Surplus Dec. 31, 1975	406,129.43
				Total	1,034,005.30

0415

Population 1970 26,610
 Population 1975 35,930
 S & P Rating
 Moody Rating

General Tax Rate Per \$100. 7.10
 State Equalized Tax Rate 3.49

GLOUCESTER TOWNSHIP - CAMDEN, CO.
 Form of Government:
 Council-Manager Plan E (OMCL50)
 Number of Members on Governing Body 7

PER CAPITA:
 Gross Debt 293.82
 Net Debt 39.03
 Debt Service 1.49
 Total Tax Levy 300.47
 Municipal Expenditures 119.98
 PER CENT:
 Gross Debt 4.09
 Net Debt .54
 Tax Levy Collected 94.82
 Tax Levy Cancelled, Abated or Adjusted .29

EXPENDITURES		REVENUES-REALIZED		1975 PROPERTY TAX	
GENERAL GOVERNMENT				STATE EQUALIZED TAX RATE $\frac{1}{100}$	
Governing Body & Public Boards	90,106.66	1975 Property Taxes Collected		Local District School Taxes 1.46	4,343,383.80
Municipal Clerk	43,896.06	10,242,554.91		Regional & Consolidated School Tax .56	1,650,200.13
Financial Administration	24,991.14	1975 Payments in Lieu of Taxes		School Taxes in Municipal Budget	
Assessment of Taxes	228,309.00	Delinquent Tax & Lien Collections		County Taxes 1.04	3,101,712.50
Collection of Taxes	50,141.96	Business Personalty Replacement Taxes		County Library Taxes .02	71,584.65
Planning, Housing & Development	44,022.70	Taxes from Public Utilities		Local Municipal Purpose Taxes .35	1,036,365.26
Human Resources	6,650.00	Other Miscellaneous Tax Revenues		Veteran & Senior Citizen Taxes .06	163,550.00
Elections		State Aid Revenues		Total Taxes for Rate Computation 3.49	10,366,796.34
General Administration (other)	340,532.51	Federal Aid Revenues		Special District Taxes	426,532.83
JUDICIARY		State and Local Fiscal Assistance Act Utilized		Bank Stock Taxes	12,334.74
Municipal Courts	57,111.64	Sale of Acquired Property		Added and Omitted Taxes	153,914.95
PUBLIC SAFETY		Other Miscellaneous Revenues		Total Taxes Levied - ABSTRACT	10,796,028.86
Fire Protection	41,550.00	Total		Total Taxes Billed	10,801,948.36
Police Protection	1,076,914.82	Prior Years Surplus Appropriated		1975 TAXES COLLECTED	10,242,554.91
Civil Defense & Disaster Control	2,460.00	REVENUES TOTAL		1975 Taxes Cancelled, Abated or Adjusted	31,074.89
Environmental Inspection & Control	54,453.46	Reserve For Uncollected Taxes		Transfer to Tax Title Liens or Foreclosed	47,006.64
Other Public Safety	11,232.00	CAPITAL OUTLAY TOTAL		Balance Outstanding Dec. 31, 1975	481,311.92
PUBLIC WORKS				PRIOR YEARS TAXES OUTSTANDING	
Streets and Drainage	509,195.17	Public Enterprises		Balance January 1, 1975	378,525.83
Sewers and Sewage Processing		Recreation—Culture		Collected in 1975	362,976.59
Garbage and Trash Disposal	200,492.24	Public Works		Cancelled, Abated or Adjusted 1975	
Public Buildings and Grounds	113,039.16	Buildings and Grounds		Transfers to Tax Title Liens or Foreclosed	15,549.24
Other Public Works	25,000.00	Library and Education		Balance December 31, 1975	
HEALTH and WELFARE		Conservation		TAX TITLE LIENS OUTSTANDING	
Health Services Except Environmental	20,879.94	All Other		Balance January 1, 1975	166,694.41
Welfare-Public Assistance	29,059.61	CAPITAL DEBT AUTHORIZED, DECEMBER 31, 1975		Transfer From Taxes	64,572.82
Hospitals, Clinics, First Aid		ISSUED AND UNISSUED GROSS DEBT		Redeemed in 1975	87,990.61
Animal, Insect, & Rodent Control		SCHOOL		Cancelled, Abated or Adjusted (1975)	
Other Welfare Services		Self-Liquidating		Transfers to Foreclosed Property	
RECREATION and CONSERVATION		Other		Balance December 31, 1975	143,276.62
Beaches and Boardwalks		Total		PROPERTY ACQUIRED BY DEED OR	
Parks, Playgrounds, Shade Trees	115,698.77	10,557,014		FORECLOSURE	
Land Reclamation & Conservation		ISSUED AND OUTSTANDING		Balance January 1, 1975	14,470.47
Other Recreational Services		SCHOOL		Transfers From Taxes or Liens	
EDUCATION (excluding schools)		Self-Liquidating		Sale for Cash (1975)	
Libraries	30,985.16	Other		Cancelled, Abated or Adjusted (1975)	
Other Educational Services		Total		Balance December 31, 1975	14,470.47
STATUTORY EXPENDITURES		EQUALIZED VALUATION BASIS		CURRENT FINANCES DECEMBER 31, 1975	
Pensions & F. I. C. A.	193,867.31	FOR NET DEBT COMPUTATION		ASSETS	
Employee Fringe Benefits	73,150.00	REAL PROPERTY VALUATIONS		Cash Dec. 31, 1975	594,239.46
Other Statutory Expenditures		Code Class # of Parcels % VAL'N		Taxes Receivable	481,311.92
CETA And Other Public Employment Programs	160,517.59	1 Vacant Land 2442 2.51		Tax Title Liens	143,276.62
MUNICIPAL FUNCTIONS TOTAL	3,544,256.90	2 Residential 7928 77.76		Foreclosed Property	14,470.47
CAPITAL IMPROVEMENTS *MEMO*	10,000.00	3 Farm 98 1.22		Emergencies & Other Deferred Charges	321,037.82
DEBT SERVICE		4a Commercial 315 8.90		State and Federal Aid Receivable	15,732.00
Principal Payments		4b Industrial 33 1.57		Other Receivables	104,350.59
Interest Payments	53,400.00	4c Apartments 34 8.04		Total	1,674,418.88
DEFERRED CHARGES		Total 10850		LIABILITIES, RESERVES, AND SURPLUS	
SCHOOL, COUNTY, SPECIAL DISTRICT TAXES	144,827.02	Land Area 23.14 Sq. Miles		Cash Liabilities	340,723.20
RESERVE FOR UNCOLLECTED TAXES	9,593,413.91	Net Valuation Taxable-Municipal		Reserves for Receivables	743,409.60
EXPENDITURES TOTAL	13,904,356.83	Net Valuation Taxable-County		Surplus Dec. 31, 1975	590,286.08
		State Equalized Valuation		Total	1,674,418.88
		State Equalization Ratio			

1908

Population 1970 1,380
 Population 1975 1,630
 S & P Rating
 Moody Rating

General Tax Rate Per \$100. 4.20
 State Equalized Tax Rate 3.74

GREEN TOWNSHIP — SUSSEX CO.

Form of Government:
 Township Committee

Number of Members on Governing Body 3

PER CAPITA:
 Gross Debt 626.99
 Net Debt 113.50
 Debt Service 4.82
 Total Tax Levy 696.97
 Municipal Expenditures 215.36

PER CENT:
 Gross Debt 3.66
 Net Debt .66
 Tax Levy Collected 91.36
 Tax Levy Cancelled, Abated or Adjusted .92

EXPENDITURES		REVENUES-REALIZED		1975 PROPERTY TAX	
GENERAL GOVERNMENT				STATE EQUALIZED TAX RATE	
Governing Body & Public Boards		1975 Property Taxes Collected	1,038,756.27	Local District School Taxes	2.63
Municipal Clerk		1975 Payments in Lieu of Taxes	4,969.80	Regional & Consolidated School Tax	
Financial Administration	6,246.13	Delinquent Tax & Lien Collections	88,189.75	School Taxes in Municipal Budget	
Assessment of Taxes	5,700.00	Business Personalty Replacement Taxes	8,161.00	County Taxes	.69
Collection of Taxes	27,700.00	Taxes from Public Utilities	41,724.16	County Library Taxes	.03
Planning, Housing & Development	3,400.00	Other Miscellaneous Tax Revenues		Local Municipal Purpose Taxes	.36
Human Resources	250.00	State Aid Revenues	4,300.00	Veteran & Senior Citizen Taxes	.03
Elections		Federal Aid Revenues	14,770.48	Total Taxes for Rate Computation	3.74
General Administration (other)	27,000.00	State and Local Fiscal Assistance Act Utilized	17,246.13	Special District Taxes	
JUDICIARY		Sale of Acquired Property		Bank Stock Taxes	177.24
Municipal Courts	2,300.00	Other Miscellaneous Revenues	27,108.65	Added and Omitted Taxes	14,288.31
PUBLIC SAFETY		Total	1,245,236.24	Total Taxes Levied - ABSTRACT	1,136,056.69
Fire Protection	7,500.00	Prior Years Surplus Appropriated	56,000.00	Total Taxes Billed	1,136,971.17
Police Protection	15,500.00	REVENUES TOTAL	1,301,236.24	1975 TAXES COLLECTED	1,038,766.27
Civil Defense & Disaster Control	600.00	Reserve For Uncollected Taxes	99,066.00	1975 Taxes Cancelled, Abated or Adjusted	10,416.20
Environmental Inspection & Control	3,600.00			Transfer to Tax Title Liens or Foreclosed	31,999.80
Other Public Safety		CAPITAL OUTLAY TOTAL	13,087.28	Balance Outstanding Dec. 31, 1975	55,788.90
PUBLIC WORKS				PRIOR YEARS TAXES OUTSTANDING	
Streets and Drainage	76,150.00	Public Enterprises		Balance January 1, 1975	81,564.11
Sewers and Sewage Processing		Recreation—Culture		Collected in 1975	69,259.61
Garbage and Trash Disposal	1,000.00	Public Works	12,509.14	Cancelled, Abated or Adjusted 1975	
Public Buildings and Grounds	3,700.00	Buildings and Grounds	578.14	Transfers to Tax Title Liens or Foreclosed	5,175.29
Other Public Works		Library and Education		Balance December 31, 1975	7,129.21
HEALTH and WELFARE		Conservation		TAX TITLE LIENS OUTSTANDING	
Health Services Except Environmental	1,300.00	All Other		Balance January 1, 1975	104,053.67
Welfare-Public Assistance	200.00	CAPITAL DEBT AUTHORIZED, DECEMBER 31, 1975		Transfer From Taxes	29,235.28
Hospitals, Clinics, First Aid	1,000.00	ISSUED AND UNISSUED		Redeemed in 1975	18,930.14
Animal, Insect, & Rodent Control	850.00	School	998,000	Cancelled, Abated or Adjusted (1975)	
Other Welfare Services		Self-liquidating		Transfers to Foreclosed Property	60,810.61
RECREATION and CONSERVATION		Other	24,000	Balance December 31, 1975	53,548.20
Beaches and Boardwalks		Total	1,022,000	PROPERTY ACQUIRED BY DEED OR	
Parks, Playgrounds, Shade Trees	500.00			FORECLOSURE	
Land Reclamation & Conservation	31,143.48	ISSUED AND OUTSTANDING		Balance January 1, 1975	280,237.39
Other Recreational Services		School	998,000.00	Transfers From Taxes or Liens	75,762.61
EDUCATION (excluding schools)		Self-Liquidating		Sale for Cash (1975)	
Libraries		Other	24,000.00	Cancelled, Abated or Adjusted (1975)	
Other Educational Services		Total	1,022,000.00	Balance December 31, 1975	356,000.00
STATUTORY EXPENDITURES		EQUALIZED VALUATION BASIS		CURRENT FINANCES DECEMBER 31, 1975	
Pensions & F. I. C. A.	6,480.00	FOR NET DEBT COMPUTATION	27,899,731.33	ASSETS	
Employee Fringe Benefits		REAL PROPERTY VALUATIONS		Cash Dec. 31, 1975	79,887.97
Other Statutory Expenditures		Code Class # of Parcels % VAL'N		Taxes Receivable	62,918.11
CETA And Other Public Employment Programs		1 Vacant Land 885 10.28	2,750,430.00	Tax Title Liens	53,548.20
MUNICIPAL FUNCTIONS TOTAL	222,119.61	2 Residential 520 66.58	17,819,165.00	Foreclosed Property	356,000.00
CAPITAL IMPROVEMENTS *MEMO*	7,500.00	3 Farm 246 17.93	4,796,770.00	Emergencies & Other Deferred Charges	49,092.81
DEBT SERVICE		4a Commercial 12 1.61	431,000.00	State and Federal Aid Receivable	9,277.96
Principal Payments	6,000.00	4b Industrial 7 3.62	967,700.00	Other Receivables	478.63
Interest Payments	1,855.00	4c Apartments		Total	611,203.68
DEFERRED CHARGES	21,995.26	Total	26,765,065.00	LIABILITIES, RESERVES, AND SURPLUS	
SCHOOL, COUNTY, SPECIAL DISTRICT TAXES	1,013,974.65	Land Area 15.80 Sq. Miles		Cash Liabilities	73,617.83
RESERVE FOR UNCOLLECTED TAXES	99,066.00	Net Valuation Taxable-Municipal	26,947,753.00	Reserves for Receivables	472,944.94
EXPENDITURES TOTAL	1,365,010.52	Net Valuation Taxable-County	30,475,912.00	Surplus, Dec. 31, 1975	64,640.91
		State Equalized Valuation	30,208,816.00	Total	611,203.68
		State Equalization Ratio	89.14		

1809

Population 1970 **4,325**
 Population 1975 **4,520**
 S & P Rating
 Moody Rating **BAA**

General Tax Rate Per \$100. **4.00**
 State Equalized Tax Rate **2.83**

GREEN BROOK TOWNSHIP — SOMERSET CO.

Form of Government:
 Township Committee
 Number of Members on Governing Body 5

PER CAPITA:
 Gross Debt **743.89**
 Net Debt **138.60**
 Debt Service **6.58**
 Total Tax Levy **564.70**
 Municipal Expenditures **183.70**

PER CENT:
 Gross Debt **4.10**
 Net Debt **.76**
 Tax Levy Collected **95.04**
 Tax Levy Cancelled, Abated or Adjusted **.07**

EXPENDITURES		REVENUES-REALIZED		1975 PROPERTY TAX	
GENERAL GOVERNMENT				STATE EQUALIZED TAX RATE 1.95	
Governing Body & Public Boards		1975 Property Taxes Collected	2,429,645.16	Local District School Taxes	1,775,555.00
Municipal Clerk		1975 Payments in Lieu of Taxes		Regional & Consolidated School Tax	
Financial Administration	13,470.00	Delinquent Tax & Lien Collections	121,779.60	School Taxes in Municipal Budget	
Assessment of Taxes	6,650.00	Business Personalty Replacement Taxes	50,226.89	County Taxes	.43 389,469.85
Collection of Taxes	13,300.00	Taxes from Public Utilities	143,906.91	County Library Taxes	.02 20,339.68
Planning, Housing & Development	12,600.00	Other Miscellaneous Tax Revenues		Local Municipal Purpose Taxes	.39 358,156.13
Human Resources	750.00	State Aid Revenues	1,378.50	Veteran & Senior Citizen Taxes	.03 26,530.00
Elections		Federal Aid Revenues		Total Taxes for Rate Computation	2.82 2,570,050.66
General Administration (other)	96,445.00	State and Local Fiscal Assistance Act Utilized	46,907.63	Special District Taxes	
JUDICIARY		Sale of Acquired Property		Bank Stock Taxes	796.22
Municipal Courts	12,900.00	Other Miscellaneous Revenues	101,157.45	Added and Omitted Taxes	8,146.68
PUBLIC SAFETY		Total	2,895,002.14	Total Taxes Levied - ABSTRACT	2,552,463.56
Fire Protection	54,500.00	Prior Years Surplus Appropriated	73,000.00	Total Taxes Billed	2,556,449.97
Police Protection	230,774.72	REVENUES TOTAL	2,968,002.14	1975 TAXES COLLECTED	2,429,645.16
Civil Defense & Disaster Control		Reserve For Uncollected Taxes	156,587.46	1975 Taxes Cancelled, Abated or Adjusted	1,678.20
Environmental Inspection & Control	7,520.00	CAPITAL OUTLAY TOTAL	28,091.91	Transfer to Tax Title Liens or Foreclosed	5,404.00
Other Public Safety		Public Enterprises		Balance Outstanding Dec. 31, 1975	119,722.61
PUBLIC WORKS		Recreation—Culture	5,828.00	PRIOR YEARS TAXES OUTSTANDING	
Streets and Drainage	93,444.00	Public Works	22,263.91	Balance January 1, 1975	114,853.24
Sewers and Sewage Processing		Buildings and Grounds		Collected in 1975	110,992.19
Garbage and Trash Disposal	5,000.00	Library and Education		Cancelled, Abated or Adjusted 1975	
Public Buildings and Grounds	19,100.00	Conservation		Transfers to Tax Title Liens or Foreclosed	2,914.26
Other Public Works		All Other		Balance December 31, 1975	946.79
HEALTH and WELFARE		CAPITAL DEBT AUTHORIZED, DECEMBER 31, 1975		TAX TITLE LIENS OUTSTANDING	
Health Services Except Environmental	8,190.00	ISSUED AND UNISSUED		Balance January 1, 1975	23,409.13
Welfare-Public Assistance	2,050.00	School	2,025,000	Transfer From Taxes	7,969.91
Hospitals, Clinics, First Aid		Self-liquidating	710,900	Redeemed in 1975	10,787.41
Animal, Insect, & Rodent Control	2,100.00	Other	626,466	Cancelled, Abated or Adjusted (1975)	
Other Welfare Services		Total	3,362,366	Transfers to Foreclosed Property	4,034.73
RECREATION and CONSERVATION		ISSUED AND OUTSTANDING		Balance December 31, 1975	16,556.90
Beaches and Boardwalks		School	2,025,000.00	PROPERTY ACQUIRED BY DEED OR	
Parks, Playgrounds, Shade Trees	150.00	Self-Liquidating	490,000.00	FORECLOSURE	
Land Reclamation & Conservation	1,300.00	Other	465,000.00	Balance January 1, 1975	37,085.27
Other Recreational Services		Total	2,980,000.00	Transfers From Taxes or Liens	4,814.73
EDUCATION (excluding schools)		EQUALIZED VALUATION BASIS		Sale for Cash (1975)	
Libraries		FOR NET DEBT COMPUTATION	81,984,828.33	Cancelled, Abated or Adjusted (1975)	
Other Educational Services		REAL PROPERTY VALUATIONS		Balance December 31, 1975	41,900.00
STATUTORY EXPENDITURES		Code Class # of Parcels % VAL'N		CURRENT FINANCES DECEMBER 31, 1975	
Pensions & F. I. C. A.	35,403.00	1 Vacant Land 317 7.53	4,820,575.00	ASSETS	
Employee Fringe Benefits	9,055.00	2 Residential 1236 66.85	42,775,715.00	Cash Dec. 31, 1975	329,105.68
Other Statutory Expenditures		3 Farm 3 .01	6,300.00	Taxes Receivable	120,669.40
CETA And Other Public Employment Programs		4a Commercial 124 23.40	14,974,600.00	Tax Title Liens	16,556.90
MUNICIPAL FUNCTIONS TOTAL	624,701.72	4b Industrial 8 2.21	1,415,200.00	Foreclosed Property	41,900.00
CAPITAL IMPROVEMENTS *MEMO*	5,000.00	4c Apartments		Emergencies & Other Deferred Charges	11,040.00
DEBT SERVICE		Total 1688	63,992,390.00	State and Federal Aid Receivable	16,779.02
Principal Payments	10,000.00	Land Area 4.60 Sq. Miles		Other Receivables	155.60
Interest Payments	19,729.00	Net Valuation Taxable-Municipal	64,364,351.00	Total	536,206.60
DEFERRED CHARGES	19,319.53	Net Valuation Taxable-County	85,846,478.00	LIABILITIES, RESERVES, AND SURPLUS	
SCHOOL, COUNTY, SPECIAL DISTRICT TAXES	2,185,364.53	State Equalized Valuation	90,782,232.00	Cash Liabilities	133,083.75
RESERVE FOR UNCOLLECTED TAXES	156,587.46	State Equalization Ratio	70.78	Reserves for Receivables	179,281.90
EXPENDITURES TOTAL	3,015,702.24			Surplus Dec. 31, 1975	223,840.95

0606

Population 1970 965
 Population 1975 960
 S & P Rating
 Moody Rating

General Tax Rate Per \$100. 3.70
 State Equalized Tax Rate 3.33

GREENWICH TOWNSHIP — CUMBERLAND CO.

Form of Government:
 Township Committee
 Number of Members on Governing Body 3

PER CAPITA:
 Gross Debt 618.23
 Net Debt
 Debt Service
 Total Tax Levy 397.10
 Municipal Expenditures 130.65
 PER CENT:
 Gross Debt 6.17
 Net Debt
 Tax Levy Collected 84.51
 Tax Levy Cancelled, Abated or Adjusted .03

EXPENDITURES		REVENUES-REALIZED		1975 PROPERTY TAX	
GENERAL GOVERNMENT				STATE EQUALIZED TAX RATE	
Governing Body & Public Boards	100.00	1975 Property Taxes Collected	322,158.00	Local District School Taxes 2.08	238,403.00
Municipal Clerk		1975 Payments in Lieu of Taxes		Regional & Consolidated School Tax .07	7,817.56
Financial Administration	5,150.00	Delinquent Tax & Lien Collections	52,889.47	School Taxes in Municipal Budget	
Assessment of Taxes	2,350.00	Business Personalty Replacement Taxes	12,107.56	County Taxes 1.14	131,275.15
Collection of Taxes	3,100.00	Taxes from Public Utilities	24,906.60	County Library Taxes	
Planning, Housing & Development	2,605.00	Other Miscellaneous Tax Revenues		Local Municipal Purpose Taxes	
Human Resources		State Aid Revenues		Veteran & Senior Citizen Taxes .05	5,560.00
Elections	550.00	Federal Aid Revenues		Total Taxes for Rate Computation 3.34	383,055.71
General Administration (other)	6,645.00	State and Local Fiscal Assistance Act Utilized	14,086.02	Special District Taxes	
JUDICIARY		Sale of Acquired Property	400.00	Bank Stock Taxes	460.62
Municipal Courts	2,200.00	Other Miscellaneous Revenues	14,603.28	Added and Omitted Taxes	3,262.97
PUBLIC SAFETY		Total	441,150.93	Total Taxes Levied - ABSTRACT	381,219.30
Fire Protection	2,680.00	Prior Years Surplus Appropriated	38,644.87	Total Taxes Billed	381,219.30
Police Protection	2,850.00	REVENUES TOTAL	479,795.80	1975 TAXES COLLECTED	322,158.00
Civil Defense & Disaster Control	50.00	Reserve For Uncollected Taxes	58,480.00	1975 Taxes Cancelled, Abated or Adjusted	111.00
Environmental Inspection & Control	750.00			Transfer to Tax Title Liens or Foreclosed	743.70
Other Public Safety				Balance Outstanding Dec. 31, 1975	58,206.60
PUBLIC WORKS		CAPITAL OUTLAY TOTAL		PRIOR YEARS TAXES OUTSTANDING	
Streets and Drainage	9,900.00	Public Enterprises		Balance January 1, 1975	70,415.27
Sewers and Sewage Processing		Recreation—Culture		Collected in 1975	52,889.47
Garbage and Trash Disposal	6,400.00	Public Works		Cancelled, Abated or Adjusted 1975	
Public Buildings and Grounds	14,868.62	Buildings and Grounds		Transfers to Tax Title Liens or Foreclosed	296.02
Other Public Works		Library and Education		Balance December 31, 1975	17,229.78
HEALTH and WELFARE		Conservation		TAX TITLE LIENS OUTSTANDING	
Health Services Except Environmental	800.00	All Other		Balance January 1, 1975	4,023.77
Welfare-Public Assistance	200.00			Transfer From Taxes	1,052.48
Hospitals, Clinics, First Aid		CAPITAL DEBT AUTHORIZED, DECEMBER 31, 1975		Redeemed in 1975	
Animal, Insect, & Rodent Control		ISSUED AND UNISSUED GROSS DEBT NET DEBT		Cancelled, Abated or Adjusted (1975)	
Other Welfare Services		School 593,496		Transfers to Foreclosed Property	
RECREATION and CONSERVATION		Self-liquidating		Balance December 31, 1975	5,076.25
Beaches and Boardwalks		Other		PROPERTY ACQUIRED BY DEED OR	
Parks, Playgrounds, Shade Trees	2,550.00	Total 593,496		FORECLOSURE	
Land Reclamation & Conservation	100.00			Balance January 1, 1975	1,000.00
Other Recreational Services		ISSUED AND OUTSTANDING		Transfers From Taxes or Liens	
EDUCATION (excluding schools)		School		Sale for Cash (1975)	400.00
Libraries		Self-Liquidating		Cancelled, Abated or Adjusted (1975)	500.00
Other Educational Services		Other		Balance December 31, 1975	100.00
STATUTORY EXPENDITURES		Total		CURRENT FINANCES DECEMBER 31, 1975	
Pensions & F. I. C. A.	914.00	EQUALIZED VALUATION BASIS		ASSETS	
Employee Fringe Benefits		FOR NET DEBT COMPUTATION	5,613,428.00	Cash Dec. 31, 1975	81,174.03
Other Statutory Expenditures		REAL PROPERTY VALUATIONS		Taxes Receivable	75,436.38
CETA And Other Public Employment Programs		Code Class # of Parcels % VAL'N		Tax Title Liens	5,076.25
MUNICIPAL FUNCTIONS TOTAL	64,762.62	1 Vacant Land 118 1.64	167,500.00	Foreclosed Property	100.00
CAPITAL IMPROVEMENTS *MEMO	500.00	2 Residential 258 49.88	5,086,700.00	Emergencies & Other Deferred Charges	4,360.00
DEBT SERVICE		3 Farm 179 40.08	4,088,200.00	State and Federal Aid Receivable	
Principal Payments		4a Commercial 25 8.39	855,600.00	Other Receivables	4,580.95
Interest Payments		4b Industrial		Total	170,727.61
DEFERRED CHARGES		4c Apartments		LIABILITIES, RESERVES, AND SURPLUS	
SCHOOL, COUNTY, SPECIAL DISTRICT TAXES	2,180.00	Total 580	10,198,000.00	Cash Liabilities	22,403.73
RESERVE FOR UNCOLLECTED TAXES	377,495.71	Land Area 19.00 Sq. Miles		Reserves for Receivables	85,193.58
EXPENDITURES TOTAL	502,918.33	Net Valuation Taxable-Municipal	10,341,507.00	Surplus Dec. 31, 1975	63,130.30
		Net Valuation Taxable-County	11,723,673.00	Total	170,727.61
		State Equalized Valuation	11,463,298.00		
		State Equalization Ratio	90.09		

0807

Population 1970 **5,680**
 Population 1975 **5,680**
 S & P Rating
 Moody Rating **BAA-1**

General Tax Rate Per \$100. **3.33**
 State Equalized Tax Rate **1.90**

GREENWICH TOWNSHIP — GLOUCESTER CO.
 Form of Government:
 Township Committee:
 Number of Members on Governing Body **5**

PER CAPITA:
 Gross Debt **651.36**
 Net Debt **22.96**
 Debt Service **.09**
 Total Tax Levy **570.94**
 Municipal Expenditures **247.96**

PER CENT:
 Gross Debt **2.25**
 Net Debt **.08**
 Tax Levy Collected **98.85**
 Tax Levy Cancelled, Abated or Adjusted **.03**

EXPENDITURES		REVENUES-REALIZED		1975 PROPERTY TAX	
GENERAL GOVERNMENT				STATE EQUALIZED TAX RATE 1.93	
Governing Body & Public Boards		1975 Property Taxes Collected	3,324,854.06	Local District School Taxes	1,658,853.14
Municipal Clerk		1975 Payments in Lieu of Taxes		Regional & Consolidated School Tax	
Financial Administration	17,350.00	Delinquent Tax & Lien Collections	35,203.41	School Taxes in Municipal Budget	
Assessment of Taxes	13,500.00	Business Personalty Replacement Taxes	282,041.74	County Taxes	1,202,000.71
Collection of Taxes	9,550.00	Taxes from Public Utilities	222,961.96	County Library Taxes	
Planning, Housing & Development	18,850.00	Other Miscellaneous Tax Revenues		Local Municipal Purpose Taxes	471,502.95
Human Resources		State Aid Revenues	3,563.50	Veteran & Senior Citizen Taxes	45,810.00
Elections	3,300.00	Federal Aid Revenues	26,773.92	Total Taxes for Rate Computation	3,378,166.80
General Administration (other)	94,550.00	State and Local Fiscal Assistance Act Utilized	109,862.53	Special District Taxes	
JUDICIARY		Sale of Acquired Property		Bank Stock Taxes	3,193.98
Municipal Courts	13,250.00	Other Miscellaneous Revenues	152,121.58	Added and Omitted Taxes	21,556.17
PUBLIC SAFETY		Total	4,157,382.70	Total Taxes Levied - ABSTRACT	3,357,106.95
Fire Protection	70,500.00	Prior Years Surplus Appropriated	340,000.00	Total Taxes Billed	3,363,604.81
Police Protection	236,250.00	REVENUES TOTAL	4,497,382.70	1975 TAXES COLLECTED	3,324,854.06
Civil Defense & Disaster Control	1,600.00	Reserve For Uncollected Taxes	67,553.93	1975 Taxes Cancelled, Abated or Adjusted	1,035.98
Environmental Inspection & Control	3,900.00	CAPITAL OUTLAY TOTAL	243,265.03	Transfer to Tax Title Liens or Foreclosed	5,677.60
Other Public Safety		Public Enterprises	131,717.18	Balance Outstanding Dec. 31, 1975	32,037.17
PUBLIC WORKS		Recreation—Culture		PRIOR YEARS TAXES OUTSTANDING	
Streets and Drainage	203,400.00	Public Works	14,697.85	Balance January 1, 1975	30,926.58
Sewers and Sewage Processing	151,587.00	Buildings and Grounds	96,850.00	Collected in 1975	29,062.97
Garbage and Trash Disposal	139,165.00	Library and Education		Cancelled, Abated or Adjusted 1975	50.00
Public Buildings and Grounds	123,050.00	Conservation		Transfers to Tax Title Liens or Foreclosed	1,308.79
Other Public Works	45,000.00	All Other		Balance December 31, 1975	504.82
HEALTH and WELFARE		CAPITAL DEBT AUTHORIZED, DECEMBER 31, 1975		TAX TITLE LIENS OUTSTANDING	
Health Services Except Environmental	11,450.00	ISSUED AND UNISSUED		Balance January 1, 1975	9,050.25
Welfare-Public Assistance	3,150.00	School	1,295,000	Transfer From Taxes	7,184.67
Hospitals, Clinics, First Aid		Self-liquidating	2,400,000	Redeemed in 1975	6,140.44
Animal, Insect, & Rodent Control	16,400.00	Other	135,000	Cancelled, Abated or Adjusted (1975)	
Other Welfare Services		Total	3,830,000	Transfers to Foreclosed Property	
RECREATION and CONSERVATION		ISSUED AND OUTSTANDING		Balance December 31, 1975	10,094.48
Beaches and Boardwalks		School	720,000.00	PROPERTY ACQUIRED BY DEED OR FORECLOSURE	
Parks, Playgrounds, Shade Trees	36,900.00	Self-Liquidating		Balance January 1, 1975	7,070.00
Land Reclamation & Conservation		Other	25,000.00	Transfers From Taxes or Liens	
Other Recreational Services	29,760.00	Total	745,000.00	Sale for Cash (1975)	
EDUCATION (excluding schools)		EQUALIZED VALUATION BASIS		Cancelled, Abated or Adjusted (1975)	
Libraries	23,000.00	FOR NET DEBT COMPUTATION	169,874,462.33	Balance December 31, 1975	7,070.00
Other Educational Services		REAL PROPERTY VALUATIONS		CURRENT FINANCES DECEMBER 31, 1975	
STATUTORY EXPENDITURES		Code Class # of Parcels % VAL'N		ASSETS	
Pensions & F. I. C. A.	57,000.00	1 Vacant Land 320 1.06	1,071,400.00	Cash Dec. 31, 1975	679,987.53
Employee Fringe Benefits	20,000.00	2 Residential 1473 17.57	17,802,800.00	Taxes Receivable	32,541.99
Other Statutory Expenditures		3 Farm 36 .39	399,500.00	Tax Title Liens	10,094.48
CETA And Other Public Employment Programs	29,260.00	4a Commercial 62 1.51	1,527,600.00	Foreclosed Property	7,070.00
MUNICIPAL FUNCTIONS TOTAL	1,371,722.00	4b Industrial 15 79.38	80,419,425.00	Emergencies & Other Deferred Charges	6,991.75
CAPITAL IMPROVEMENTS *MEMO*		4c Apartments 4 .08	84,300.00	State and Federal Aid Receivable	13,000.00
DEBT SERVICE		Total 1910	101,305,025.00	Other Receivables	121,274.13
Principal Payments		Land Area 9.44 Sq. Miles		Total	870,959.88
Interest Payments	500.00	Net Valuation Taxable-Municipal	101,606,307.00	LIABILITIES, RESERVES, AND SURPLUS	
DEFERRED CHARGES	18,224.76	Net Valuation Taxable-County	205,521,176.00	Cash Liabilities	307,573.94
SCHOOL, COUNTY, SPECIAL DISTRICT TAXES	2,860,853.85	State Equalized Valuation	177,345,148.00	Reserves for Receivables	170,980.60
RESERVE FOR UNCOLLECTED TAXES	67,553.93	State Equalization Ratio	57.23	Surplus Dec. 31, 1975	392,405.34
EXPENDITURES TOTAL	4,318,854.54			Total	870,959.88

2107

Population 1970 **1,485**
 Population 1975 **1,560**
 S & P Rating
 Moody Rating **BAA**

General Tax Rate Per \$100. **3.78**
 State Equalized Tax Rate **2.48**

GREENWICH TOWNSHIP — WARREN CO.

Form of Government:
 Township Committee
 Number of Members on Governing Body 3

PER CAPITA:
 Gross Debt **366.67**
 Net Debt **112.82**
 Debt Service **9.62**
 Total Tax Levy **377.17**
 Municipal Expenditures **132.47**

PER CENT:
 Gross Debt **2.91**
 Net Debt **.90**
 Tax Levy Collected **91.93**
 Tax Levy Cancelled, Abated or Adjusted **.08**

EXPENDITURES		REVENUES-REALIZED		1975 PROPERTY TAX	
GENERAL GOVERNMENT				STATE EQUALIZED TAX RATE	
Governing Body & Public Boards		1975 Property Taxes Collected	540,773.70	Local District School Taxes 1.89	445,735.19
Municipal Clerk		1975 Payments in Lieu of Taxes		Regional & Consolidated School Tax	
Financial Administration	4,055.00	Delinquent Tax & Lien Collections	28,109.50	School Taxes in Municipal Budget	
Assessment of Taxes	3,400.00	Business Personalty Replacement Taxes	14,850.00	County Taxes	.54
Collection of Taxes	3,750.00	Taxes from Public Utilities	53,236.58	County Library Taxes	.02
Planning, Housing & Development	2,475.00	Other Miscellaneous Tax Revenues		Local Municipal Purpose Taxes	-322.63
Human Resources		State Aid Revenues	11,972.50	Veteran & Senior Citizen Taxes	.04
Elections		Federal Aid Revenues		Total Taxes for Rate Computation	2.49
General Administration (other)	35,300.00	State and Local Fiscal Assistance Act Utilized	335.00	Special District Taxes	
JUDICIARY		Sale of Acquired Property		Bank Stock Taxes	322.63
Municipal Courts	9,500.00	Other Miscellaneous Revenues	49,354.88	Added and Omitted Taxes	10,944.14
PUBLIC SAFETY		Total	698,632.16	Total Taxes Levied - ABSTRACT	588,381.34
Fire Protection	4,300.00	Prior Years Surplus Appropriated	68,660.58	Total Taxes Billed	588,270.84
Police Protection	18,500.00	REVENUES TOTAL	767,292.74	1975 TAXES COLLECTED	540,773.70
Civil Defense & Disaster Control	220.00	Reserve For Uncollected Taxes	52,000.00	1975 Taxes Cancelled, Abated or Adjusted	493.56
Environmental Inspection & Control	100.00	CAPITAL OUTLAY TOTAL	155,109.85	Transfer to Tax Title Liens or Foreclosed	
Other Public Safety				Balance Outstanding Dec. 31, 1975	47,003.58
PUBLIC WORKS				PRIOR YEARS TAXES OUTSTANDING	
Streets and Drainage	40,650.00	Public Enterprises		Balance January 1, 1975	47,054.71
Sewers and Sewage Processing		Recreation—Culture		Collected in 1975	28,109.50
Garbage and Trash Disposal		Public Works		Cancelled, Abated or Adjusted 1975	10.10
Public Buildings and Grounds	8,250.00	Buildings and Grounds	155,109.85	Transfers to Tax Title Liens or Foreclosed	
Other Public Works		Library and Education		Balance December 31, 1975	18,935.11
HEALTH and WELFARE		Conservation		TAX TITLE LIENS OUTSTANDING	
Health Services Except Environmental	400.00	All Other		Balance January 1, 1975	
Welfare-Public Assistance	300.00	CAPITAL DEBT AUTHORIZED, DECEMBER 31, 1975		Transfer From Taxes	
Hospitals, Clinics, First Aid		ISSUED AND UNISSUED		Redeemed in 1975	
Animal, Insect, & Rodent Control		School	396,000	Cancelled, Abated or Adjusted (1975)	
Other Welfare Services		Self-liquidating		Transfers to Foreclosed Property	
RECREATION and CONSERVATION		Other	176,000	Balance December 31, 1975	
Beaches and Boardwalks		Total	572,000	PROPERTY ACQUIRED BY DEED OR	
Parks, Playgrounds, Shade Trees	2,300.00			FORECLOSURE	
Land Reclamation & Conservation		ISSUED AND OUTSTANDING		Balance January 1, 1975	
Other Recreational Services		School	396,000.00	Transfers From Taxes or Liens	
EDUCATION (excluding schools)		Self-Liquidating		Sale for Cash (1975)	
Libraries	360.00	Other	176,000.00	Cancelled, Abated or Adjusted (1975)	
Other Educational Services		Total	572,000.00	Balance December 31, 1975	
STATUTORY EXPENDITURES		EQUALIZED VALUATION BASIS		CURRENT FINANCES DECEMBER 31, 1975	
Pensions & F. I. C. A.	4,700.00	FOR NET DEBT COMPUTATION	19,652,199.33	ASSETS	
Employee Fringe Benefits		REAL PROPERTY VALUATIONS		Cash Dec. 31, 1975	406,671.65
Other Statutory Expenditures		Code Class # of Parcels % VAL'N		Taxes Receivable	65,938.69
CETA And Other Public Employment Programs		1 Vacant Land 34 1.11	169,850.00	Tax Title Liens	
MUNICIPAL FUNCTIONS TOTAL	138,560.00	2 Residential 423 59.70	9,107,750.00	Foreclosed Property	
CAPITAL IMPROVEMENTS *MEMO*		3 Farm 143 22.60	3,447,950.00	Emergencies & Other Deferred Charges	
DEBT SERVICE		4a Commercial 37 14.90	2,272,600.00	State and Federal Aid Receivable	21,522.00
Principal Payments		4b Industrial 3 1.69	257,300.00	Other Receivables	1,272.75
Interest Payments	15,000.00	4c Apartments		Total	495,405.09
DEFERRED CHARGES	1,085.85	Total 640	15,255,450.00	LIABILITIES, RESERVES, AND SURPLUS	
SCHOOL, COUNTY, SPECIAL DISTRICT TAXES	577,437.20	Land Area 10.42 Sq. Miles		Cash Liabilities	314,608.65
RESERVE FOR UNCOLLECTED TAXES	52,000.00	Net Valuation Taxable-Municipal	15,523,613.00	Reserves for Receivables	67,211.44
EXPENDITURES TOTAL	784,083.05	Net Valuation Taxable-County	21,436,715.00	Surplus Dec. 31, 1975	113,585.00
		State Equalized Valuation	23,467,900.00	Total	495,405.09
		State Equalization Ratio	65.76		

0903

Population 1970 **5,755**
 Population 1975 **5,880**
 S & P Rating
 Moody Rating

General Tax Rate Per \$100. **5.32**
 State Equalized Tax Rate **3.28**

GUTTENBERG TOWN — HUDSON CO.

Form of Government:

Town Council

Number of Members on Governing Body 6

PER CAPITA:

Gross Debt **51.59**
 Net Debt **27.78**
 Debt Service **9.56**
 Total Tax Levy **304.68**
 Municipal Expenditures **189.83**

PER CENT:

Gross Debt **.62**
 Net Debt **.33**
 Tax Levy Collected **97.66**
 Tax Levy Cancelled, Abated or Adjusted **.16**

EXPENDITURES		REVENUES-REALIZED		1975 PROPERTY TAX	
GENERAL GOVERNMENT				STATE EQUALIZED TAX RATE \downarrow	
Governing Body & Public Boards				Local District School Taxes	1.27
Municipal Clerk				Regional & Consolidated School Tax	
Financial Administration	24,100.00			School Taxes in Municipal Budget	.05
Assessment of Taxes	8,800.00			County Taxes	.97
Collection of Taxes	6,600.00			County Library Taxes	
Planning, Housing & Development	500.00			Local Municipal Purpose Taxes	.96
Human Resources	17,000.00			Veteran & Senior Citizen Taxes	.04
Elections	1,750.00			Total Taxes for Rate Computation	3.29
General Administration (other)	100,900.00			Special District Taxes	
JUDICIARY				Bank Stock Taxes	4,890.86
Municipal Courts	22,100.00			Added and Omitted Taxes	24,108.07
PUBLIC SAFETY				Total Taxes Levied - ABSTRACT	1,791,526.27
Fire Protection	115,025.00			Total Taxes Billed	1,791,944.40
Police Protection	245,350.00			1975 TAXES COLLECTED	1,749,933.44
Civil Defense & Disaster Control	300.00			1975 Taxes Cancelled, Abated or Adjusted	2,886.53
Environmental Inspection & Control	1,700.00			Transfer to Tax Title Liens or Foreclosed	1,588.29
Other Public Safety				Balance Outstanding Dec. 31, 1975	37,536.14
PUBLIC WORKS				PRIOR YEARS TAXES OUTSTANDING	
Streets and Drainage	87,700.00			Balance January 1, 1975	53,676.38
Sewers and Sewage Processing	22,500.00			Collected in 1975	53,676.38
Garbage and Trash Disposal	58,900.00			Cancelled, Abated or Adjusted 1975	
Public Buildings and Grounds	13,500.00			Transfers to Tax Title Liens or Foreclosed	
Other Public Works				Balance December 31, 1975	
HEALTH and WELFARE				TAX TITLE LIENS OUTSTANDING	
Health Services Except Environmental	1,000.00			Balance January 1, 1975	7,445.18
Welfare-Public Assistance	7,950.00			Transfer From Taxes	1,588.29
Hospitals, Clinics, First Aid				Redeemed in 1975	
Animal, Insect, & Rodent Control				Cancelled, Abated or Adjusted (1975)	
Other Welfare Services				Transfers to Foreclosed Property	
RECREATION and CONSERVATION				Balance December 31, 1975	9,033.47
Beaches and Boardwalks				PROPERTY ACQUIRED BY DEED OR	
Parks, Playgrounds, Shade Trees				FORECLOSURE	
Land Reclamation & Conservation				Balance January 1, 1975	10,800.00
Other Recreational Services	17,000.00			Transfers From Taxes or Liens	
EDUCATION (excluding schools)				Sale for Cash (1975)	
Libraries	3,400.00			Cancelled, Abated or Adjusted (1975)	
Other Educational Services				Balance December 31, 1975	10,800.00
STATUTORY EXPENDITURES				CURRENT FINANCES DECEMBER 31, 1975	
Pensions & F. I. C. A.	63,598.00			ASSETS	
Employee Fringe Benefits	17,825.00			Cash Dec. 31, 1975	852,685.55
Other Statutory Expenditures				Taxes Receivable	37,536.14
CETA And Other Public Employment Programs	116,431.94			Tax Title Liens	9,033.47
MUNICIPAL FUNCTIONS TOTAL	953,929.94			Foreclosed Property	10,800.00
CAPITAL IMPROVEMENTS *MEMO*	50,000.00			Emergencies & Other Deferred Charges	
DEBT SERVICE				State and Federal Aid Receivable	144,332.25
Principal Payments	41,000.00			Other Receivables	182.51
Interest Payments	15,221.00			Total	1,054,569.92
TYPE I SCHL DEBT *MEMO	27,737.50			LIABILITIES, RESERVES, AND SURPLUS	
DEFERRED CHARGES				Cash Liabilities	631,991.63
SCHOOL, COUNTY, SPECIAL DISTRICT TAXES	1,242,974.22			Reserves for Receivables	57,552.12
RESERVE FOR UNCOLLECTED TAXES	106,069.80			Surplus Dec. 31, 1975	365,026.17
EXPENDITURES TOTAL	2,359,194.96			Total	1,054,569.92
		CAPITAL OUTLAY TOTAL			
		Public Enterprises			
		Recreation—Culture			
		Public Works			
		Buildings and Grounds			
		Library and Education			
		Conservation			
		All Other			
		CAPITAL DEBT AUTHORIZED, DECEMBER 31, 1975			
		ISSUED AND UNISSUED GROSS DEBT		NET DEBT	
		School		140,000	
		Self-liquidating			
		Other		163,333	
		Total		303,333	
		ISSUED AND OUTSTANDING			
		School		140,000.00	
		Self-Liquidating			
		Other		135,000.00	
		Total		275,000.00	
		EQUALIZED VALUATION BASIS			
		FOR NET DEBT COMPUTATION		48,864,505.33	
		REAL PROPERTY VALUATIONS		ASSESSED VALUATION	
		Code Class # of Parcels % VAL'N			
		1 Vacant Land 23 2.65		884,400.00	
		2 Residential 709 45.14		15,044,500.00	
		3 Farm			
		4a Commercial 146 14.64		4,880,200.00	
		4b Industrial 102 15.27		5,089,600.00	
		4c Apartments 62 22.29		7,430,450.00	
		Total 1042		33,329,150.00	
		Land Area .20 Sq. Miles			
		Net Valuation Taxable-Municipal		33,571,391.00	
		Net Valuation Taxable-County		53,394,586.00	
		State Equalized Valuation		54,264,809.00	
		State Equalization Ratio		61.71	

1971/3000

* ABOVE DEBT SERVICE INCLUDES TYPE I SCHOOL DEBT

0223

Population 1970 **36,095**
 Population 1975 **37,065**
 S & P Rating **A**
 Moody Rating **AA**

General Tax Rate Per \$100. **3.34**
 State Equalized Tax Rate **2.90**

HACKENSACK CITY — BERGEN CO.

Form of Government:

Council-Manager (1923)

Number of Members on Governing Body 5

PER CAPITA: **530.29** PER CENT: **3.67**
 Gross Debt **182.63** Gross Debt **1.27**
 Net Debt **41.00** Net Debt **93.50**
 Debt Service **479.44** Tax Levy Collected **1.41**
 Total Tax Levy **352.48** Tax Levy Cancelled, Abated or Adjusted **1.41**
 Municipal Expenditures

EXPENDITURES		REVENUES-REALIZED		1975 PROPERTY TAX	
GENERAL GOVERNMENT				STATE EQUALIZED TAX RATE — 2.90	
Governing Body & Public Boards		1975 Property Taxes Collected	16,649,034.88	Local District School Taxes	1.37
Municipal Clerk		1975 Payments in Lieu of Taxes	15,431.67	Regional & Consolidated School Tax	
Financial Administration	89,380.00	Delinquent Tax & Lien Collections	635,478.74	School Taxes in Municipal Budget	.17
Assessment of Taxes	47,970.00	Business Personalty Replacement Taxes	1,158,884.92	County Taxes	.38
Collection of Taxes	50,085.00	Taxes from Public Utilities	1,001,631.22	County Library Taxes	
Planning, Housing & Development	132,080.00	Other Miscellaneous Tax Revenues	320,565.72	Local Municipal Purpose Taxes	.95
Human Resources	8,037.80	State Aid Revenues	152,381.75	Veteran & Senior Citizen Taxes	.02
Elections	4,200.00	Federal Aid Revenues	270,454.98	Total Taxes for Rate Computation	2.89
General Administration (other)	693,389.00	State and Local Fiscal Assistance Act Utilized	486,887.31	Special District Taxes	
JUDICIARY		Sale of Acquired Property	208,293.95	Bank Stock Taxes	149,575.14
Municipal Courts	87,720.00	Other Miscellaneous Revenues	892,801.36	Added and Omitted Taxes	43,102.22
PUBLIC SAFETY		Total	21,791,846.50	Total Taxes Levied - ABSTRACT	17,770,609.19
Fire Protection	1,867,567.00	Prior Years Surplus Appropriated	1,600,000.00	Total Taxes Billed	17,807,120.57
Police Protection	2,418,563.00	REVENUES TOTAL	23,391,846.50	1975 TAXES COLLECTED	16,649,034.88
Civil Defense & Disaster Control	1,600.00	Reserve For Uncollected Taxes	1,427,234.44	1975 Taxes Cancelled, Abated or Adjusted	251,032.39
Environmental Inspection & Control	99,982.00	CAPITAL OUTLAY TOTAL	1,535,842.85	Transfer to Tax Title Liens or Foreclosed	244,027.08
Other Public Safety				Balance Outstanding Dec. 31, 1975	663,026.22
PUBLIC WORKS				PRIOR YEARS TAXES OUTSTANDING	
Streets and Drainage	788,127.00	Public Enterprises	718,877.72	Balance January 1, 1975	793,627.45
Sewers and Sewage Processing	776,875.66	Recreation—Culture	21,055.24	Collected in 1975	612,499.01
Garbage and Trash Disposal	394,545.00	Public Works	585,165.31	Cancelled, Abated or Adjusted 1975	6,590.00
Public Buildings and Grounds	412,937.00	Buildings and Grounds	210,744.58	Transfers to Tax Title Liens or Foreclosed	96,728.88
Other Public Works	60,610.00	Library and Education		Balance December 31, 1975	77,809.56
HEALTH and WELFARE		Conservation		TAX TITLE LIENS OUTSTANDING	
Health Services Except Environmental	97,645.00	All Other		Balance January 1, 1975	98,849.94
Welfare-Public Assistance	52,384.00	CAPITAL DEBT AUTHORIZED, DECEMBER 31, 1975		Transfer From Taxes	354,190.61
Hospitals, Clinics, First Aid	37,425.00	ISSUED AND UNISSUED GROSS DEBT		Redeemed in 1975	22,979.73
Animal, Insect, & Rodent Control	15,933.00	School	11,962,000	Cancelled, Abated or Adjusted (1975)	
Other Welfare Services		Self-liquidating	924,000	Transfers to Foreclosed Property	
RECREATION and CONSERVATION		Other	6,769,161	Balance December 31, 1975	430,060.82
Beaches and Boardwalks		Total	19,655,161	PROPERTY ACQUIRED BY DEED OR FORECLOSURE	
Parks, Playgrounds, Shade Trees	155,843.00	ISSUED AND OUTSTANDING		Balance January 1, 1975	285,842.00
Land Reclamation & Conservation		School	11,962,000.00	Transfers From Taxes or Liens	
Other Recreational Services	96,500.00	Self-Liquidating	899,000.00	Sale for Cash (1975)	208,293.95
EDUCATION (excluding schools)		Other	5,155,000.00	Cancelled, Abated or Adjusted (1975)	31,206.05
Libraries	395,448.00	Total	18,016,000.00	Balance December 31, 1975	46,342.00
Other Educational Services		EQUALIZED VALUATION BASIS		CURRENT FINANCES DECEMBER 31, 1975	
STATUTORY EXPENDITURES		FOR NET DEBT COMPUTATION	534,862,932.00	ASSETS	
Pensions & F. I. C. A.	694,335.00	REAL PROPERTY VALUATIONS		Cash Dec. 31, 1975	3,449,328.54
Employee Fringe Benefits	158,000.00	Code Class # of Parcels % VAL'N		Taxes Receivable	740,835.78
Other Statutory Expenditures		1 Vacant Land 521 2.13	10,917,100.00	Tax Title Liens	430,060.82
CETA And Other Public Employment Programs	299,000.00	2 Residential 4863 34.31	175,830,200.00	Foreclosed Property	46,342.00
MUNICIPAL FUNCTIONS TOTAL	9,976,181.46	3 Farm		Emergencies & Other Deferred Charges	252,200.74
CAPITAL IMPROVEMENTS *MEMO*	50,000.00	4a Commercial 942 27.04	138,568,100.00	State and Federal Aid Receivable	11,972.81
DEBT SERVICE		4b Industrial 252 11.02	56,460,200.00	Other Receivables	176,771.77
Principal Payments	713,000.00	4c Apartments 213 25.50	130,673,400.00	Total	5,107,512.46
Interest Payments	806,770.75	Total 6791	512,449,000.00	LIABILITIES, RESERVES, AND SURPLUS	
TYPE I SCHL DEBT *MEMO*	1,046,904.50	Land Area 4.00 Sq. Miles		Cash Liabilities	1,202,230.06
DEFERRED CHARGES	141,571.39	Net Valuation Taxable-Municipal	530,829,253.00	Reserves for Receivables	1,394,010.37
SCHOOL, COUNTY, SPECIAL DISTRICT TAXES	11,771,461.99	Net Valuation Taxable-County	601,673,009.00	Surplus Dec. 31, 1975	2,511,272.03
RESERVE FOR UNCOLLECTED TAXES	1,427,234.44	State Equalized Valuation	607,465,086.00	Total	5,107,512.46
EXPENDITURES TOTAL	24,836,220.03	State Equalization Ratio	87.00		

1971/3000

* ABOVE DEBT SERVICE INCLUDES TYPE I SCHOOL DEBT

2108

Population 1970 9,495
 Population 1975 9,975
 S & P Rating
 Moody Rating

General Tax Rate Per \$100 5.35
 State Equalized Tax Rate 3.65

HACKETTSTOWN TOWN — WARREN CO.
 Form of Government:
 Special Charter — (Ch 206-1970)
 Number of Members on Governing Body 6

PER CAPITA: 471.81
 Gross Debt 83.04
 Net Debt 5.21
 Debt Service 389.65
 Total Tax Levy 150.37
 Municipal Expenditures

PER CENT: 4.96
 Gross Debt .87
 Net Debt 94.63
 Tax Levy Collected
 Tax Levy Cancelled, Abated or Adjusted .04

EXPENDITURES		REVENUES-REALIZED		1975 PROPERTY TAX	
GENERAL GOVERNMENT		1975 Property Taxes Collected		STATE EQUALIZED TAX RATE 2.52	
Governing Body & Public Boards		1975 Payments in Lieu of Taxes	3,679,163.74	Local District School Taxes	2,692,941.00
Municipal Clerk		Delinquent Tax & Lien Collections	127,177.29	Regional & Consolidated School Tax	
Financial Administration	9,650.00	Business Personalty Replacement Taxes	167,570.37	School Taxes in Municipal Budget	
Assessment of Taxes	17,150.00	Taxes from Public Utilities	162,483.46	County Taxes	.57 610,593.37
Collection of Taxes	9,400.00	Other Miscellaneous Tax Revenues	4,874.32	County Library Taxes	
Planning, Housing & Development	6,400.00	State Aid Revenues		Local Municipal Purpose Taxes	.53 560,781.53
Human Resources		Federal Aid Revenues		Veteran & Senior Citizen Taxes	.03 36,640.00
Elections		State and Local Fiscal Assistance Act Utilized	190,603.66	Total Taxes for Rate Computation	3.65 3,900,955.90
General Administration (other)	112,950.00	Sale of Acquired Property		Special District Taxes	
JUDICIARY		Other Miscellaneous Revenues	161,097.29	Bank Stock Taxes	9,320.06
Municipal Courts	16,100.00	Total	4,492,970.13	Added and Omitted Taxes	13,121.02
PUBLIC SAFETY		Prior Years Surplus Appropriated	300,000.00	Total Taxes Levied - ABSTRACT	3,886,756.98
Fire Protection	30,450.00	REVENUES TOTAL	4,792,970.13	Total Taxes Billed	3,888,094.88
Police Protection	328,930.00	Reserve For Uncollected Taxes	239,531.60	1975 TAXES COLLECTED	3,679,163.74
Civil Defense & Disaster Control	150.00	CAPITAL OUTLAY TOTAL	135,412.42	1975 Taxes Cancelled, Abated or Adjusted	1,722.84
Environmental Inspection & Control	3,950.00	Public Enterprises		Transfer to Tax Title Liens or Foreclosed	35,244.49
Other Public Safety		Recreation—Culture	20,836.34	Balance Outstanding Dec. 31, 1975	171,963.81
PUBLIC WORKS		Public Works	10,214.08	PRIOR YEARS TAXES OUTSTANDING	
Streets and Drainage	333,330.00	Buildings and Grounds	104,362.00	Balance January 1, 1975	162,250.25
Sewers and Sewage Processing		Library and Education		Collected in 1975	118,454.20
Garbage and Trash Disposal	5,800.00	Conservation		Cancelled, Abated or Adjusted 1975	
Public Buildings and Grounds	32,500.00	All Other		Transfers to Tax Title Liens or Foreclosed	8,371.84
Other Public Works	10,000.00			Balance December 31, 1975	35,424.21
HEALTH and WELFARE				TAX TITLE LIENS OUTSTANDING	
Health Services Except Environmental	8,200.00			Balance January 1, 1975	57,609.08
Welfare-Public Assistance	2,650.00			Transfer From Taxes	44,632.83
Hospitals, Clinics, First Aid	12,500.00			Redeemed in 1975	8,723.09
Animal, Insect, & Rodent Control				Cancelled, Abated or Adjusted (1975)	
Other Welfare Services				Transfers to Foreclosed Property	
RECREATION and CONSERVATION				Balance December 31, 1975	93,518.82
Beaches and Boardwalks				PROPERTY ACQUIRED BY DEED OR	
Parks, Playgrounds, Shade Trees	17,000.00			FORECLOSURE	
Land Reclamation & Conservation	500.00			Balance January 1, 1975	
Other Recreational Services	79,100.00			Transfers From Taxes or Liens	
EDUCATION (excluding schools)				Sale for Cash (1975)	
Libraries	50,100.00			Cancelled, Abated or Adjusted (1975)	
Other Educational Services				Balance December 31, 1975	
STATUTORY EXPENDITURES				CURRENT FINANCES DECEMBER 31, 1975	
Pensions & F. I. C. A.	49,311.00			ASSETS	
Employee Fringe Benefits	15,800.00			Cash Dec. 31, 1975	1,229,959.45
Other Statutory Expenditures				Taxes Receivable	207,388.02
CETA And Other Public Employment Programs				Tax Title Liens	93,518.82
MUNICIPAL FUNCTIONS TOTAL	1,151,921.00			Foreclosed Property	
CAPITAL IMPROVEMENTS *MEMO*	40,000.00			Emergencies & Other Deferred Charges	8,408.00
DEBT SERVICE				State and Federal Aid Receivable	4,318.00
Principal Payments	21,000.00			Other Receivables	173,954.65
Interest Payments	30,938.50			Total	1,717,546.94
DEFERRED CHARGES	56,575.15			LIABILITIES, RESERVES, AND SURPLUS	
SCHOOL, COUNTY, SPECIAL DISTRICT TAXES	3,303,534.37			Cash Liabilities	973,842.19
RESERVE FOR UNCOLLECTED TAXES	239,531.60			Reserves for Receivables	474,861.49
EXPENDITURES TOTAL	4,803,500.62			Surplus Dec. 31, 1975	268,843.26
				Total	1,717,546.94

0416

Population 1970 **18,200**
 Population 1975 **18,075**
 S & P Rating
 Moody Rating

General Tax Rate Per \$100. **6.60**
 State Equalized Tax Rate **3.23**

HADDON TOWNSHIP — CAMDEN CO.

Form of Government:
 Commission (1911)
 Number of Members on Governing Body 3

PER CAPITA:
 Gross Debt **116.67**
 Net Debt **32.71**
 Debt Service
 Total Tax Levy **340.13**
 Municipal Expenditures **111.88**

PER CENT:
 Gross Debt **1.23**
 Net Debt **.35**
 Tax Levy Collected **93.22**
 Tax Levy Cancelled, Abated or Adjusted **2.70**

EXPENDITURES		REVENUES-REALIZED		1975 PROPERTY TAX	
GENERAL GOVERNMENT				STATE EQUALIZED TAX RATE \rightarrow	
Governing Body & Public Boards	1,000.00	1975 Property Taxes Collected	5,733,168.64	Local District School Taxes 1.77	3,321,562.25
Municipal Clerk		1975 Payments in Lieu of Taxes		Regional & Consolidated School Tax	
Financial Administration		Delinquent Tax & Lien Collections	136,794.78	School Taxes in Municipal Budget	
Assessment of Taxes	10,252.00	Business Personalty Replacement Taxes	73,373.89	County Taxes 1.01	1,900,090.81
Collection of Taxes	31,582.00	Taxes from Public Utilities	319,885.83	County Library Taxes .02	43,946.18
Planning, Housing & Development	8,066.00	Other Miscellaneous Tax Revenues		Local Municipal Purpose Taxes .37	698,211.14
Human Resources		State Aid Revenues	8,583.00	Veteran & Senior Citizen Taxes .07	130,750.00
Elections	9,845.00	Federal Aid Revenues	70,680.00	Total Taxes for Rate Computation 3.24	6,094,560.38
General Administration (other)	127,529.00	State and Local Fiscal Assistance Act Utilized	129,209.13	Special District Taxes	101,445.00
JUDICIARY		Sole of Acquired Property		Bank Stock Taxes	15,788.86
Municipal Courts	17,131.00	Other Miscellaneous Revenues	121,880.56	Added and Omitted Taxes	66,861.82
PUBLIC SAFETY		Total	6,593,575.83	Total Taxes Levied - ABSTRACT	6,147,906.06
Fire Protection	15,880.00	Prior Years Surplus Appropriated	518,000.00	Total Taxes Billed	6,150,112.24
Police Protection	442,028.00	REVENUES TOTAL	7,111,575.83	1975 TAXES COLLECTED	5,733,168.64
Civil Defense & Disaster Control	4,003.00	Reserve For Uncollected Taxes	488,887.26	1975 Taxes Cancelled, Abated or Adjusted	166,126.75
Environmental Inspection & Control	5,469.00	CAPITAL OUTLAY TOTAL	30,000.00	Transfer to Tax Title Liens or Foreclosed	2,183.63
Other Public Safety				Balance Outstanding Dec. 31, 1975	248,633.22
PUBLIC WORKS				PRIOR YEARS TAXES OUTSTANDING	
Streets and Drainage	379,038.00	Public Enterprises		Balance January 1, 1975	143,036.69
Sewers and Sewage Processing		Recreation—Culture		Collected in 1975	136,794.78
Garbage and Trash Disposal	134,020.00	Public Works	30,000.00	Cancelled, Abated or Adjusted 1975	160.00
Public Buildings and Grounds	19,371.88	Buildings and Grounds		Transfers to Tax Title Liens or Foreclosed	1,736.44
Other Public Works		Library and Education		Balance December 31, 1975	4,345.47
HEALTH and WELFARE		Conservation		TAX TITLE LIENS OUTSTANDING	
Health Services Except Environmental	2,003.00	All Other		Balance January 1, 1975	2,311.86
Welfare-Public Assistance	1,078.00	CAPITAL DEBT AUTHORIZED, DECEMBER 31, 1975		Transfer From Taxes	4,113.23
Hospitals, Clinics, First Aid		ISSUED AND UNISSUED		Redeemed in 1975	
Animal, Insect, & Rodent Control		School	1,486,500	Cancelled, Abated or Adjusted (1975)	
Other Welfare Services		Self-liquidating	478,236	Transfers to Foreclosed Property	
RECREATION and CONSERVATION		Other	144,105	Balance December 31, 1975	6,425.09
Beaches and Boardwalks		Total	2,108,841	PROPERTY ACQUIRED BY DEED OR	
Parks, Playgrounds, Shade Trees	41,140.00	ISSUED AND OUTSTANDING		FORECLOSURE	
Land Reclamation & Conservation		School	1,447,000.00	Balance January 1, 1975	39,735.00
Other Recreational Services	27,159.20	Self-Liquidating	390,000.00	Transfers From Taxes or Liens	
EDUCATION (excluding schools)		Other		Sale for Cash (1975)	
Libraries	9,000.00	Total	1,837,000.00	Cancelled, Abated or Adjusted (1975)	
Other Educational Services		EQUALIZED VALUATION BASIS		Balance December 31, 1975	39,735.00
STATUTORY EXPENDITURES		FOR NET DEBT COMPUTATION	171,012,231.33	CURRENT FINANCES DECEMBER 31, 1975	
Pensions & F. I. C. A.	91,000.00	REAL PROPERTY VALUATIONS		ASSETS	
Employee Fringe Benefits	30,600.00	Code Class # of Parcels % VAL'N		Cash Dec. 31, 1975	576,661.76
Other Statutory Expenditures		1 Vacant Land, 255 1.08	988,050.00	Taxes Receivable	252,978.69
CETA And Other Public Employment Programs	79,252.00	2 Residential 4556 72.58	66,628,825.00	Tax Title Liens	6,425.09
MUNICIPAL FUNCTIONS TOTAL	1,486,447.08	3 Farm		Foreclosed Property	39,735.00
CAPITAL IMPROVEMENTS *MEMO*		4a Commercial 297 13.76	12,629,600.00	Emergencies & Other Deferred Charges	7,406.08
DEBT SERVICE		4b Industrial 27 1.27	1,163,800.00	State and Federal Aid Receivable	36,810.00
Principal Payments		4c Apartments 19 11.32	10,392,050.00	Other Receivables	29,446.41
Interest Payments		Total 5154	91,802,325.00	Total	949,463.03
DEFERRED CHARGES	46,864.74	Land Area 2.69 Sq. Miles		LIABILITIES, RESERVES, AND SURPLUS	
SCHOOL, COUNTY, SPECIAL DISTRICT TAXES	5,367,044.24	Net Valuation Taxable-Municipal	92,315,351.00	Cash Liabilities	341,699.03
RESERVE FOR UNCOLLECTED TAXES	488,887.26	Net Valuation Taxable-County	175,411,021.00	Reserves for Receivables	328,585.19
EXPENDITURES TOTAL	7,389,243.32	State Equalized Valuation	187,525,123.00	Surplus Dec. 31, 1975	279,178.81
		State Equalization Ratio	49.09	Total	949,463.03

0418

Population 1970 **9,375**
 Population 1975 **9,340**
 S & P Rating
 Moody Rating

General Tax Rate Per \$100 **7.77**
 State Equalized Tax Rate **3.27**

HADDON HEIGHTS BOROUGH — CAMDEN CO.
 Form of Government:
 Borough Council
 Number of Members on Governing Body 6

PER CAPITA:
 Gross Debt **116.87**
 Net Debt **91.28**
 Debt Service **7.16**
 Total Tax Levy **331.97**
 Municipal Expenditures **113.85**

PER CENT:
 Gross Debt **1.26**
 Net Debt **.98**
 Tax Levy Collected **99.14**
 Tax Levy Cancelled, Abated or Adjusted **.15**

EXPENDITURES		REVENUES-REALIZED		1975 PROPERTY TAX	
GENERAL GOVERNMENT				STATE EQUALIZED TAX RATE 1.76	
Governing Body & Public Boards	2,500.00	1975 Property Taxes Collected		Local District School Taxes	1,699,632.50
Municipal Clerk		1975 Payments in Lieu of Taxes		Regional & Consolidated School Tax	
Financial Administration	7,500.00	Delinquent Tax & Lien Collections		School Taxes in Municipal Budget	
Assessment of Taxes	7,670.00	Business Personality Replacement Taxes		County Taxes	1.00
Collection of Taxes	12,070.00	Taxes from Public Utilities		County Library Taxes	
Planning, Housing & Development	3,432.95	Other Miscellaneous Tax Revenues		Local Municipal Purpose Taxes	.44
Human Resources	13.90	State Aid Revenues		Veteran & Senior Citizen Taxes	.08
Elections		Federal Aid Revenues		Total Taxes for Rate Computation	3.28
General Administration (other)	89,673.00	State and Local Fiscal Assistance Act Utilized		Special District Taxes	
JUDICIARY		Sale of Acquired Property		Bank Stock Taxes	7,370.51
Municipal Courts	12,837.00	Other Miscellaneous Revenues		Added and Omitted Taxes	5,434.51
PUBLIC SAFETY		Total		Total Taxes Levied - ABSTRACT	3,100,606.87
Fire Protection	35,988.00	Prior Years Surplus Appropriated		Total Taxes Billed	3,100,606.87
Police Protection	264,785.89	REVENUES TOTAL		1975 TAXES COLLECTED	3,074,075.57
Civil Defense & Disaster Control	1,070.00	Reserve For Uncollected Taxes		1975 Taxes Cancelled, Abated or Adjusted	4,774.45
Environmental Inspection & Control	2,709.77	CAPITAL OUTLAY TOTAL		Transfer to Tax Title Liens or Foreclosed	
Other Public Safety	1,000.00			Balance Outstanding Dec. 31, 1975	21,756.85
PUBLIC WORKS		Public Enterprises		PRIOR YEARS TAXES OUTSTANDING	
Streets and Drainage	111,658.67	Recreation—Culture		Balance January 1, 1975	21,512.84
Sewers and Sewage Processing	81,991.40	Public Works		Collected in 1975	19,775.34
Garbage and Trash Disposal	69,857.00	Buildings and Grounds		Cancelled, Abated or Adjusted 1975	1,737.50
Public Buildings and Grounds	18,744.11	Library and Education		Transfers to Tax Title Liens or Foreclosed	
Other Public Works		Conservation		Balance December 31, 1975	
HEALTH and WELFARE		All Other		TAX TITLE LIENS OUTSTANDING	
Health Services Except Environmental	1,130.00	CAPITAL DEBT AUTHORIZED, DECEMBER 31, 1975		Balance January 1, 1975	
Welfare-Public Assistance	3,030.55	ISSUED AND UNISSUED GROSS DEBT		Transfer From Taxes	
Hospitals, Clinics, First Aid		School		Redeemed in 1975	
Animal, Insect, & Rodent Control		Self-liquidating		Cancelled, Abated or Adjusted (1975)	
Other Welfare Services		Other		Transfers to Foreclosed Property	
RECREATION and CONSERVATION		Total		Balance December 31, 1975	
Beaches and Boardwalks	36,658.05	ISSUED AND OUTSTANDING		PROPERTY ACQUIRED BY DEED OR	
Parks, Playgrounds, Shade Trees		School		FORECLOSURE	
Land Reclamation & Conservation	3,200.00	Self-Liquidating		Balance January 1, 1975	28,800.00
Other Recreational Services		Other		Transfers From Taxes or Liens	
EDUCATION (excluding schools)		Total		Sale for Cash (1975)	
Libraries	42,300.00	EQUALIZED VALUATION BASIS		Cancelled, Abated or Adjusted (1975)	
Other Educational Services		FOR NET DEBT COMPUTATION		Balance December 31, 1975	28,800.00
STATUTORY EXPENDITURES		REAL PROPERTY VALUATIONS		CURRENT FINANCES DECEMBER 31, 1975	
Pensions & F. I. C. A.	74,936.96	Code Class # of Parcels % VAL'N		ASSETS	
Employee Fringe Benefits	15,000.00	1 Vacant Land 53 .34		Cash Dec. 31, 1975	890,674.44
Other Statutory Expenditures		2 Residential 2534 85.22		Taxes Receivable	21,756.85
CETA And Other Public Employment Programs	51,294.67	3 Farm		Tax Title Liens	
MUNICIPAL FUNCTIONS TOTAL	951,051.92	4a Commercial 84 10.77		Foreclosed Property	28,800.00
CAPITAL IMPROVEMENTS * MEMO*	15,000.00	4b Industrial 3 .33		Emergencies & Other Deferred Charges	26,800.00
DEBT SERVICE		4c Apartments 17 3.34		State and Federal Aid Receivable	16,442.75
Principal Payments	41,960.00	Total 2691		Other Receivables	
Interest Payments	24,911.10	Land Area 1.58 Sq. Miles		Total	984,474.04
DEFERRED CHARGES	13,220.27	Net Valuation Taxable-Municipal		LIABILITIES, RESERVES, AND SURPLUS	
SCHOOL, COUNTY, SPECIAL DISTRICT TAXES	2,665,172.36	Net Valuation Taxable-County		Cash Liabilities	131,206.30
RESERVE FOR UNCOLLECTED TAXES	32,243.38	State Equalized Valuation		Reserves for Receivables	50,556.85
EXPENDITURES TOTAL	3,728,559.03	State Equalization Ratio		Surplus Dec. 31, 1975	802,710.89
				Total	984,474.04

0417

Population 1970 **13,120**
 Population 1975 **12,970**
 S & P Rating
 Moody Rating **AA**

General Tax Rate Per \$100. **4.47**
 State Equalized Tax Rate **3.30**

HADDONFIELD BOROUGH — CAMDEN CO.
 Form of Government:
 Commission (1911)
 Number of Members on Governing Body 3

PER CAPITA:
 Gross Debt **348.05**
 Net Debt **35.65**
 Debt Service **3.70**
 Total Tax Levy **520.89**
 Municipal Expenditures **151.92**

PER CENT:
 Gross Debt **2.56**
 Net Debt **.26**
 Tax Levy Collected **97.69**
 Tax Levy Cancelled, Abated or Adjusted **.25**

EXPENDITURES		REVENUES-REALIZED		1975 PROPERTY TAX	
GENERAL GOVERNMENT		1975 Property Taxes Collected		STATE EQUALIZED TAX RATE 1.84	
Governing Body & Public Boards				Local District School Taxes	3,765,592.00
Municipal Clerk				Regional & Consolidated School Tax	
Financial Administration	51,163.31	1975 Payments in Lieu of Taxes	6,609,219.06	School Taxes in Municipal Budget	
Assessment of Taxes	15,606.69	Delinquent Tax & Lien Collections	117,371.06	County Taxes	.98
Collection of Taxes	38,316.88	Business Personalty Replacement Taxes	69,734.87	County Library Taxes	
Planning, Housing & Development	3,476.24	Taxes from Public Utilities	297,559.47	Local Municipal Purpose Taxes	.44
Human Resources	54.65	Other Miscellaneous Tax Revenues		Veteran & Senior Citizen Taxes	.04
Elections	2,601.49	State Aid Revenues	14,342.00	Total Taxes for Rate Computation	3.30
General Administration (other)	84,827.75	Federal Aid Revenues	34,836.66	Special District Taxes	
JUDICIARY		State and Local Fiscal Assistance Act Utilized	50,000.00	Bank Stock Taxes	32,207.10
Municipal Courts	28,852.65	Sale of Acquired Property		Added and Omitted Taxes	33,090.61
PUBLIC SAFETY		Other Miscellaneous Revenues	434,685.60	Total Taxes Levied - ABSTRACT	6,755,961.18
Fire Protection	105,849.06			Total Taxes Billed	6,765,350.86
Police Protection	459,582.88	Prior Years Surplus Appropriated	490,000.00	1975 TAXES COLLECTED	6,609,219.06
Civil Defense & Disaster Control	187.16	REVENUES TOTAL	6,117,748.72	1975 Taxes Cancelled, Abated or Adjusted	17,081.19
Environmental Inspection & Control	15,976.20	Reserve For Uncollected Taxes	269,704.49	Transfer to Tax Title Liens or Foreclosed	4,777.60
Other Public Safety		CAPITAL OUTLAY TOTAL	237,260.05	Balance Outstanding Dec. 31, 1975	134,273.01
PUBLIC WORKS				PRIOR YEARS TAXES OUTSTANDING	
Streets and Drainage	154,855.02	Public Enterprises	71,297.28	Balance January 1, 1975	113,627.74
Sewers and Sewage Processing		Recreation—Culture		Collected in 1975	109,186.72
Garbage and Trash Disposal	121,672.11	Public Works	85,861.64	Cancelled, Abated or Adjusted 1975	60.30
Public Buildings and Grounds	121,434.23	Buildings and Grounds	80,101.13	Transfers to Tax Title Liens or Foreclosed	3,540.90
Other Public Works		Library and Education		Balance December 31, 1975	839.82
HEALTH and WELFARE		Conservation		TAX TITLE LIENS OUTSTANDING	
Health Services Except Environmental	19,138.20	All Other		Balance January 1, 1975	17,604.74
Welfare-Public Assistance	2,865.80	CAPITAL DEBT AUTHORIZED, DECEMBER 31, 1975		Transfer From Taxes	8,718.64
Hospitals, Clinics, First Aid		ISSUED AND UNISSUED		Redeemed in 1975	8,184.34
Animal, Insect, & Rodent Control		GROSS DEBT		Cancelled, Abated or Adjusted (1975)	
Other Welfare Services		School	3,670,000	Transfers to Foreclosed Property	
RECREATION and CONSERVATION		Self-liquidating	741,000	Balance December 31, 1975	18,139.04
Beaches and Boardwalks		Other	103,183	PROPERTY ACQUIRED BY DEED OR FORECLOSURE	
Parks, Playgrounds, Shade Trees	37,482.77	Total	4,514,183	Balance January 1, 1975	24,300.00
Land Reclamation & Conservation	53.00	ISSUED AND OUTSTANDING		Transfers From Taxes or Liens	
Other Recreational Services	29,821.82	School	3,670,000.00	Sale for Cash (1975)	
EDUCATION (excluding schools)		Self-liquidating	617,000.00	Cancelled, Abated or Adjusted (1975)	
Libraries	133,272.51	Other	28,233.00	Balance December 31, 1975	24,300.00
Other Educational Services		Total	4,315,233.00	CURRENT FINANCES DECEMBER 31, 1975	
STATUTORY EXPENDITURES		EQUALIZED VALUATION BASIS		ASSETS	
Pensions & F. I. C. A.	121,826.71	FOR NET DEBT COMPUTATION	176,456,392.67	Cash Dec. 31, 1975	2,331,743.15
Employee Fringe Benefits	44,361.02	REAL PROPERTY VALUATIONS		Taxes Receivable	135,112.83
Other Statutory Expenditures		Code Class # of Parcels % VAL'N		Tax Title Liens	18,139.04
CETA And Other Public Employment Programs	36,228.13	1 Vacant Land 140 1.21	1,775,800.00	Foreclosed Property	24,300.00
MUNICIPAL FUNCTIONS TOTAL	1,629,506.28	2 Residential 3808 83.69	122,520,700.00	Emergencies & Other Deferred Charges	1,030.00
CAPITAL IMPROVEMENTS *MEMO*	57,500.00	3 Farm		State and Federal Aid Receivable	6,445.53
DEBT SERVICE		4a Commercial 242 14.54	21,280,100.00	Other Receivables	2,108.58
Principal Payments	44,937.65	4b Industrial		Total	2,518,879.13
Interest Payments	3,000.00	4c Apartments 7 .56	827,000.00	LIABILITIES, RESERVES, AND SURPLUS	
DEFERRED CHARGES	23,228.00	Total 4197	146,403,600.00	Cash Liabilities	1,524,718.75
SCHOOL, COUNTY, SPECIAL DISTRICT TAXES	5,782,570.57	Land Area 2.78 Sq. Miles	151,717,809.00	Reserves for Receivables	179,660.45
RESERVE FOR UNCOLLECTED TAXES	269,704.49	Net Valuation Taxable-Municipal	185,614,544.00	Surplus Dec. 31, 1975	814,499.93
EXPENDITURES TOTAL	7,752,946.99	Net Valuation Taxable-County	203,156,912.00	Total	2,518,879.13
		State Equalized Valuation	74.00		
		State Equalization Ratio			

0316

Population 1970 2,995
 Population 1975 3,005
 S & P Rating
 Moody Rating

General Tax Rate Per \$100. 3.28
 State Equalized Tax Rate 3.04

HAINESPORT TOWNSHIP — BURLINGTON CO.
 Form of Government:
 Township Committee
 Number of Members on Governing Body 3

PER CAPITA: 180.80
 Gross Debt 3.79
 Net Debt 1.90
 Debt Service 385.18
 Total Tax Levy 182.64
 Municipal Expenditures
 PER CENT: 1.61
 Gross Debt .03
 Net Debt 89.19
 Tax Levy Collected
 Tax Levy Cancelled, Abated or Adjusted .42

EXPENDITURES		REVENUES-REALIZED		1975 PROPERTY TAX	
GENERAL GOVERNMENT				STATE EQUALIZED TAX RATE	
Governing Body & Public Boards				Local District School Taxes 1.45	546,417.75
Municipal Clerk				Regional & Consolidated School Tax .80	302,498.10
Financial Administration	6,550.00	1975 Property Taxes Collected	1,035,983.21	School Taxes in Municipal Budget	
Assessment of Taxes	7,980.00	1975 Payments in Lieu of Taxes		County Taxes .59	221,723.43
Collection of Taxes	8,550.00	Delinquent Tax & Lien Collections	111,719.96	County Library Taxes .02	9,145.71
Planning, Housing & Development	3,800.00	Business Personalty Replacement Taxes	39,234.22	Local Municipal Purpose Taxes .11	43,176.73
Human Resources		Taxes from Public Utilities	97,926.20	Veteran & Senior Citizen Taxes .06	23,490.00
Elections	1,300.00	Other Miscellaneous Tax Revenues		Total Taxes for Rate Computation 3.03	1,146,451.72
General Administration (other)	64,900.00	State Aid Revenues	12,939.43	Special District Taxes	
JUDICIARY		Federal Aid Revenues	7,091.26	Bank Stock Taxes	423.27
Municipal Courts	7,810.00	State and Local Fiscal Assistance Act Utilized	31,500.00	Added and Omitted Taxes	34,084.45
PUBLIC SAFETY		Sale of Acquired Property		Total Taxes Levied - ABSTRACT	1,157,469.44
Fire Protection	20,500.00	Other Miscellaneous Revenues	53,427.96	Total Taxes Billed	1,161,568.02
Police Protection	64,000.00	Total	1,389,822.24	1975 TAXES COLLECTED	1,035,983.21
Civil Defense & Disaster Control	1,150.00	Prior Years Surplus Appropriated	210,000.00	1975 Taxes Cancelled, Abated or Adjusted	4,880.24
Environmental Inspection & Control	3,100.00	REVENUES TOTAL	1,599,822.24	Transfer to Tax Title Liens or Foreclosed	98.40
Other Public Safety		Reserve For Uncollected Taxes	192,820.91	Balance Outstanding Dec. 31, 1975	120,606.17
PUBLIC WORKS		CAPITAL OUTLAY TOTAL	2,245.40	PRIOR YEARS TAXES OUTSTANDING	
Streets and Drainage	81,460.00	Public Enterprises		Balance January 1, 1975	112,680.67
Sewers and Sewage Processing	1,500.00	Recreation—Culture		Collected in 1975	111,719.96
Garbage and Trash Disposal	31,000.00	Public Works	2,245.40	Cancelled, Abated or Adjusted 1975	
Public Buildings and Grounds	8,030.00	Buildings and Grounds		Transfers to Tax Title Liens or Foreclosed	
Other Public Works		Library and Education		Balance December 31, 1975	960.71
HEALTH and WELFARE		Conservation		TAX TITLE LIENS OUTSTANDING	
Health Services Except Environmental	1,100.00	All Other		Balance January 1, 1975	419.31
Welfare-Public Assistance	1,425.00	CAPITAL DEBT AUTHORIZED, DECEMBER 31, 1975		Transfer From Taxes	98.40
Hospitals, Clinics, First Aid		ISSUED AND UNISSUED GROSS DEBT		Redeemed in 1975	
Animal, Insect, & Rodent Control		School 531,916		Cancelled, Abated or Adjusted (1975)	
Other Welfare Services		Self-liquidating		Transfers to Foreclosed Property	21.47
RECREATION and CONSERVATION		Other 11,400	11,400	Balance December 31, 1975	496.24
Beaches and Boardwalks		Total 543,316	11,400	PROPERTY ACQUIRED BY DEED OR FORECLOSURE	
Parks, Playgrounds, Shade Trees		ISSUED AND OUTSTANDING		Balance January 1, 1975	9,061.00
Land Reclamation & Conservation		School 531,916.00		Transfers From Taxes or Liens	21.47
Other Recreational Services	2,000.00	Self-Liquidating		Sale for Cash (1975)	
EDUCATION (excluding schools)		Other 11,400.00		Cancelled, Abated or Adjusted (1975)	
Libraries		Total 543,316.00		Balance December 31, 1975	9,082.47
Other Educational Services		EQUALIZED VALUATION BASIS		CURRENT FINANCES DECEMBER 31, 1975	
STATUTORY EXPENDITURES		FOR NET DEBT COMPUTATION	33,748,835.00	ASSETS	
Pensions & F. I. C. A.	8,165.97	REAL PROPERTY VALUATIONS		Cash Dec. 31, 1975	423,923.16
Employee Fringe Benefits	5,200.00	Code Class # of Parcels % VAL'N		Taxes Receivable	121,566.88
Other Statutory Expenditures		1 Vacant Land 375 7.22	2,487,300.00	Tax Title Liens	496.24
CETA And Other Public Employment Programs	14,838.51	2 Residential 909 60.20	20,750,100.00	Foreclosed Property	9,082.47
MUNICIPAL FUNCTIONS TOTAL	344,359.48	3 Farm 61 3.36	1,160,540.00	Emergencies & Other Deferred Charges	31,337.65
CAPITAL IMPROVEMENTS *MEMO*		4a Commercial 70 11.87	4,092,500.00	State and Federal Aid Receivable	2,488.00
DEBT SERVICE		4b Industrial 47 17.34	5,976,700.00	Other Receivables	1,193.27
Principal Payments	5,700.00	4c Apartments		Total	590,087.67
Interest Payments		Total 1462	34,467,140.00	LIABILITIES, RESERVES, AND SURPLUS	
DEFERRED CHARGES	5,966.38	Land Area 6.58 Sq. Miles		Cash Liabilities	149,451.62
SCHOOL, COUNTY, SPECIAL DISTRICT TAXES	1,079,784.99	Net Valuation Taxable-Municipal	35,041,305.00	Reserves for Receivables	132,338.86
RESERVE FOR UNCOLLECTED TAXES	192,820.91	Net Valuation Taxable-County	36,822,516.00	Surplus Dec. 31, 1975	308,297.19
EXPENDITURES TOTAL	1,628,631.76	State Equalized Valuation	37,731,746.00	Total	590,087.67
		State Equalization Ratio	92.76		

1603

Population 1970 **6,770**
 Population 1975 **6,735**
 S & P Rating
 Moody Rating

General Tax Rate Per \$100. **4.14**
 State Equalized Tax Rate **2.54**

HALEDON BOROUGH — PASSAIC CO.

Form of Government:
 Borough Council
 Number of Members on Governing Body 6

PER CAPITA:
 Gross Debt **286.11**
 Net Debt **32.59**
 Debt Service **9.98**
 Total Tax Levy **294.82**
 Municipal Expenditures **131.14**

PER CENT:
 Gross Debt **2.60**
 Net Debt **.30**
 Tax Levy Collected **99.16**
 Tax Levy Cancelled, Abated or Adjusted **.08**

EXPENDITURES		REVENUES-REALIZED		1975 PROPERTY TAX	
GENERAL GOVERNMENT				STATE EQUALIZED TAX RATE	
Governing Body & Public Boards		1975 Property Taxes Collected	1,971,138.93	Local District School Taxes	.85
Municipal Clerk		1975 Payments in Lieu of Taxes		Regional & Consolidated School Tax	.61
Financial Administration	8,025.00	Delinquent Tax & Lien Collections	16,480.57	School Taxes in Municipal Budget	
Assessment of Taxes	7,125.00	Business Personalty Replacement Taxes	59,687.01	County Taxes	.59
Collection of Taxes	14,440.00	Taxes from Public Utilities	167,997.05	County Library Taxes	
Planning, Housing & Development	6,350.00	Other Miscellaneous Tax Revenues		Local Municipal Purpose Taxes	.43
Human Resources	400.00	State Aid Revenues	2,570.50	Veteran & Senior Citizen Taxes	.05
Elections		Federal Aid Revenues	45,328.96	Total Taxes for Rate Computation	2.53
General Administration (other)	65,441.00	State and Local Fiscal Assistance Act Utilized	33,318.76	Special District Taxes	
JUDICIARY		Sale of Acquired Property		Bank Stock Taxes	3,501.90
Municipal Courts	10,150.00	Other Miscellaneous Revenues	125,804.59	Added and Omitted Taxes	
PUBLIC SAFETY		Total	2,422,326.37	Total Taxes Levied ABSTRACT	1,985,580.87
Fire Protection	42,765.00	Prior Years Surplus Appropriated	112,000.00	Total Taxes Billed	1,987,860.52
Police Protection	226,971.00	REVENUES TOTAL	2,534,326.37	1975 TAXES COLLECTED	1,971,138.93
Civil Defense & Disaster Control	1,000.00	Reserve For Uncollected Taxes	32,926.71	1975 Taxes Cancelled, Abated or Adjusted	1,567.82
Environmental Inspection & Control	1,950.00	CAPITAL OUTLAY TOTAL	24,074.24	Transfer to Tax Title Liens or Foreclosed	41.40
Other Public Safety				Balance Outstanding Dec. 31, 1975	15,112.37
PUBLIC WORKS				PRIOR YEARS TAXES OUTSTANDING	
Streets and Drainage	85,015.00	Public Enterprises		Balance January 1, 1975	16,480.57
Sewers and Sewage Processing	74,666.00	Recreation—Culture		Collected in 1975	16,480.57
Garbage and Trash Disposal	46,342.90	Public Works	24,074.24	Cancelled, Abated or Adjusted 1975	
Public Buildings and Grounds	16,090.00	Buildings and Grounds		Transfers to Tax Title Liens or Foreclosed	
Other Public Works	13,000.00	Library and Education		Balance December 31, 1975	
HEALTH and WELFARE		Conservation		TAX TITLE LIENS OUTSTANDING	
Health Services Except Environmental	11,450.00	All Other		Balance January 1, 1975	289.58
Welfare-Public Assistance	2,300.00	CAPITAL DEBT AUTHORIZED, DECEMBER 31, 1975		Transfer From Taxes	41.40
Hospitals, Clinics, First Aid	750.00	ISSUED AND UNISSUED		Redeemed in 1975	
Animal, Insect, & Rodent Control		School	1,490,017	Cancelled, Abated or Adjusted (1975)	
Other Welfare Services		Self-liquidating	217,500	Transfers to Foreclosed Property	
RECREATION and CONSERVATION		Other	219,460	Balance December 31, 1975	330.98
Beaches and Boardwalks		Total	1,926,977	PROPERTY ACQUIRED BY DEED OR	
Parks, Playgrounds, Shade Trees	500.00	ISSUED AND OUTSTANDING		FORECLOSURE	
Land Reclamation & Conservation	10,628.40	School	1,455,526.00	Balance January 1, 1975	10,425.00
Other Recreational Services	5,244.00	Self-Liquidating	217,500.00	Transfers From Taxes or Liens	
EDUCATION (excluding schools)		Other	208,060.00	Sale for Cash (1975)	
Libraries	18,000.00	Total	1,881,086.00	Cancelled, Abated or Adjusted (1975)	
Other Educational Services		EQUALIZED VALUATION BASIS		Balance December 31, 1975	10,425.00
STATUTORY EXPENDITURES		FOR NET DEBT COMPUTATION	74,254,473.00	CURRENT FINANCES DECEMBER 31, 1975	
Pensions & F. I. C. A.	46,725.00	REAL PROPERTY VALUATIONS		ASSETS	
Employee Fringe Benefits	19,050.00	Code Class # of Parcels % VAL'N		Cash Dec. 31, 1975	135,907.10
Other Statutory Expenditures		1 Vacant Land 96 1.40	681,800.00	Taxes Receivable	15,112.37
CETA And Other Public Employment Programs	34,700.56	2 Residential 1449 72.66	35,275,400.00	Tax Title Liens	330.98
MUNICIPAL FUNCTIONS TOTAL	769,078.86	3 Farm		Foreclosed Property	10,425.00
CAPITAL IMPROVEMENTS *MEMO*	2,000.00	4a Commercial 131 11.89	5,772,000.00	Emergencies & Other Deferred Charges	
DEBT SERVICE		4b Industrial 26 10.07	4,887,900.00	State and Federal Aid Receivable	22,772.88
Principal Payments	56,515.00	4c Apartments 9 3.97	1,929,400.00	Other Receivables	21,097.54
Interest Payments	10,698.59	Total 1711	48,546,500.00	Total	205,645.87
DEFERRED CHARGES	14,018.96	Land Area 1.30 Sq. Miles		LIABILITIES, RESERVES, AND SURPLUS	
SCHOOL, COUNTY, SPECIAL DISTRICT TAXES	1,637,330.15	Net Valuation Taxable-Municipal	48,946,971.00	Cash Liabilities	93,190.68
RESERVE FOR UNCOLLECTED TAXES	32,926.71	Net Valuation Taxable-County	77,284,024.00	Reserves for Receivables	46,965.89
EXPENDITURES TOTAL	2,520,568.27	State Equalized Valuation	79,273,745.00	Surplus Dec. 31, 1975	65,489.30
		State Equalization Ratio	61.55	Total	205,645.87

1909

Population 1970 **1,825**
 Population 1975 **1,855**
 S & P Rating
 Moody Rating

General Tax Rate Per \$100. **4.20**
 State Equalized Tax Rate **3.24**

HAMBURG BOROUGH — SUSSEX CO.
 Form of Government:
 Borough Council
 Number of Members on Governing Body 6

PER CAPITA:
 Gross Debt **352.12**
 Net Debt
 Debt Service **1.51**
 Total Tax Levy **409.21**
 Municipal Expenditures **178.76**
 PER CENT:
 Gross Debt **3.16**
 Net Debt
 Tax Levy Collected **91.33**
 Tax Levy Cancelled, Abated or Adjusted **.12**

EXPENDITURES		REVENUES-REALIZED		1975 PROPERTY TAX	
GENERAL GOVERNMENT		1975 Property Taxes Collected		STATE EQUALIZED TAX RATE 2.34	
Governing Body & Public Boards				Local District School Taxes	547,504.84
Municipal Clerk				Regional & Consolidated School Tax	19,740.94
Financial Administration	3,650.00	1975 Payments in Lieu of Taxes	690,921.43	School Taxes in Municipal Budget	
Assessment of Taxes	3,500.00	Delinquent Tax & Lien Collections	51,461.47	County Taxes	138,379.75
Collection of Taxes	2,675.00	Business Personalty Replacement Taxes	28,326.28	County Library Taxes	6,371.69
Planning, Housing & Development	3,374.98	Taxes from Public Utilities	33,869.91	Local Municipal Purpose Taxes	34,711.42
Human Resources		Other Miscellaneous Tax Revenues		Veteran & Senior Citizen Taxes	9,700.00
Elections	800.00	State Aid Revenues	4,735.50	Total Taxes for Rate Computation	756,408.64
General Administration (other)	26,525.00	Federal Aid Revenues		Special District Taxes	
JUDICIARY		State and Local Fiscal Assistance Act Utilized	18,773.00	Bank Stock Taxes	6,728.72
Municipal Courts	5,350.00	Sale of Acquired Property		Added and Omitted Taxes	5,649.39
PUBLIC SAFETY		Other Miscellaneous Revenues	34,552.87	Total Taxes Levied - ABSTRACT	759,086.75
Fire Protection	12,100.00		862,640.46	Total Taxes Billed	756,485.50
Police Protection	19,420.00	Prior Years Surplus Appropriated	150,000.00	1975 TAXES COLLECTED	690,921.43
Civil Defense & Disaster Control	50.00	REVENUES TOTAL	1,012,640.46	1975 Taxes Cancelled, Abated or Adjusted	870.08
Environmental Inspection & Control	1,330.02	Reserve For Uncollected Taxes	113,782.52	Transfer to Tax Title Liens or Foreclosed	9,181.60
Other Public Safety		CAPITAL OUTLAY TOTAL	15,403.35	Balance Outstanding Dec. 31, 1975	55,512.39
PUBLIC WORKS				PRIOR YEARS TAXES OUTSTANDING	
Streets and Drainage	43,800.00	Public Enterprises	15,403.35	Balance January 1, 1975	45,083.43
Sewers and Sewage Processing		Recreation—Culture		Collected in 1975	36,941.13
Garbage and Trash Disposal	14,000.00	Public Works		Cancelled, Abated or Adjusted 1975	
Public Buildings and Grounds	7,825.00	Buildings and Grounds		Transfers to Tax Title Liens or Foreclosed	345.75
Other Public Works		Library and Education		Balance December 31, 1975	7,796.55
HEALTH and WELFARE		Conservation		TAX TITLE LIENS OUTSTANDING	
Health Services Except Environmental	1,795.00	All Other		Balance January 1, 1975	30,101.98
Welfare-Public Assistance	4,650.00	CAPITAL DEBT AUTHORIZED, DECEMBER 31, 1975		Transfer From Taxes	9,600.45
Hospitals, Clinics, First Aid		ISSUED AND UNISSUED GROSS DEBT		Redeemed in 1975	14,520.34
Animal, Insect, & Rodent Control	300.00	School	402,224	Cancelled, Abated or Adjusted (1975)	
Other Welfare Services		Self-liquidating	250,950	Transfers to Foreclosed Property	
RECREATION and CONSERVATION		Other		Balance December 31, 1975	25,182.09
Beaches and Boardwalks		Total	653,174	PROPERTY ACQUIRED BY DEED OR FORECLOSURE	
Parks, Playgrounds, Shade Trees	1,300.00	ISSUED AND OUTSTANDING		Balance January 1, 1975	
Land Reclamation & Conservation		School	374,000.00	Transfers From Taxes or Liens	
Other Recreational Services	1,450.00	Self-Liquidating		Sale for Cash (1975)	
EDUCATION (excluding schools)		Other		Cancelled, Abated or Adjusted (1975)	
Libraries		Total	374,000.00	Balance December 31, 1975	
Other Educational Services		EQUALIZED VALUATION BASIS		CURRENT FINANCES DECEMBER 31, 1975	
STATUTORY EXPENDITURES		FOR NET DEBT COMPUTATION	20,675,088.33	ASSETS	
Pensions & F. I. C. A.	2,900.00	REAL PROPERTY VALUATIONS		Cash Dec. 31, 1975	289,391.99
Employee Fringe Benefits		Code Class # of Parcels % VAL'N		Taxes Receivable	63,308.94
Other Statutory Expenditures		1 Vacant Land 101 4.74	850,000.00	Tax Title Liens	25,182.09
CETA And Other Public Employment Programs		2 Residential 479 60.32	10,823,540.00	Foreclosed Property	
MUNICIPAL FUNCTIONS TOTAL	156,795.00	3 Farm 6 .72	127,950.00	Emergencies & Other Deferred Charges	23,116.43
CAPITAL IMPROVEMENTS * MEMO	2,000.00	4a Commercial 42 11.33	2,032,700.00	State and Federal Aid Receivable	3,500.00
DEBT SERVICE		4b Industrial 9 22.61	4,057,265.00	Other Receivables	25,157.75
Principal Payments		4c Apartments 1 .30	53,100.00	Total	429,657.20
Interest Payments	2,800.00	Total 638	17,944,555.00	LIABILITIES, RESERVES, AND SURPLUS	
DEFERRED CHARGES	58,222.36	Land Area 1.20 Sq. Miles		Cash Liabilities	100,376.04
SCHOOL, COUNTY, SPECIAL DISTRICT TAXES	711,997.22	Net Valuation Taxable-Municipal	18,040,414.00	Reserves for Receivables	113,648.78
RESERVE FOR UNCOLLECTED TAXES	113,782.52	Net Valuation Taxable-County	20,572,531.00	Surplus Dec. 31, 1975	215,632.38
EXPENDITURES TOTAL	1,043,557.10	State Equalized Valuation	23,349,137.00	Total	429,657.20
		State Equalization Ratio	77.17		

0112

Population 1970 **6,465**
 Population 1975 **7,740**
 S & P Rating
 Moody Rating

General Tax Rate Per \$100. **4.11**
 State Equalized Tax Rate **2.88**

HAMILTON TOWNSHIP — ATLANTIC CO.

Form of Government:
 Township Committee
 Number of Members on Governing Body 5

PER CAPITA:

Gross Debt **130.09**
 Net Debt **38.87**
 Debt Service **6.13**
 Total Tax Levy **488.35**
 Municipal Expenditures **255.49**

PER CENT:

Gross Debt **.91**
 Net Debt **.27**
 Tax Levy Collected **76.98**
 Tax Levy Cancelled, Abated
 or Adjusted **7.28**

EXPENDITURES		REVENUES-REALIZED		1975 PROPERTY TAX	
GENERAL GOVERNMENT		1975 Property Taxes Collected		STATE EQUALIZED TAX RATE	
Governing Body & Public Boards			2,911,830.13	Local District School Taxes	1,200,808.00
Municipal Clerk		1975 Payments in Lieu of Taxes		Regional & Consolidated School Tax	672,060.48
Financial Administration	12,800.00	Delinquent Tax & Lien Collections	314,442.95	School Taxes in Municipal Budget	
Assessment of Taxes	32,800.00	Business Personalty Replacement Taxes	106,294.64	County Taxes	1,194,021.03
Collection of Taxes	49,200.00	Taxes from Public Utilities	350,477.84	County Library Taxes	18,657.95
Planning, Housing & Development	59,000.00	Other Miscellaneous Tax Revenues		Local Municipal Purpose Taxes	615,733.76
Human Resources	19,500.00	State Aid Revenues	5,849.64	Veteran & Senior Citizen Taxes	62,150.00
Elections		Federal Aid Revenues	21,547.58	Total Taxes for Rate Computation	2.87
General Administration (other)	130,800.00	State and Local Fiscal Assistance Act Utilized	135,593.00	Special District Taxes	
JUDICIARY		Sale of Acquired Property	925.00	Bank Stock Taxes	2,634.52
Municipal Courts	46,500.00	Other Miscellaneous Revenues	206,606.42	Added and Omitted Taxes	75,940.66
PUBLIC SAFETY		Total	4,053,567.20	Total Taxes Levied - ABSTRACT	3,779,856.40
Fire Protection	94,700.00	Prior Years Surplus Appropriated	332,000.00	Total Taxes Billed	3,782,389.12
Police Protection	260,850.00	REVENUES TOTAL	4,385,567.20	1975 TAXES COLLECTED	2,911,830.13
Civil Defense & Disaster Control	2,400.00	Reserve For Uncollected Taxes	404,087.87	1975 Taxes Cancelled, Abated or Adjusted	275,358.63
Environmental Inspection & Control	10,550.00	CAPITAL OUTLAY TOTAL	18,552.20	Transfer to Tax Title Liens or Foreclosed	112,733.40
Other Public Safety				Balance Outstanding Dec. 31, 1975	482,466.96
PUBLIC WORKS				PRIOR YEARS TAXES OUTSTANDING	
Streets and Drainage	430,769.80	Public Enterprises		Balance January 1, 1975	308,711.24
Sewers and Sewage Processing		Recreation—Culture		Collected in 1975	252,618.77
Garbage and Trash Disposal	61,000.00	Public Works	5,073.06	Cancelled, Abated or Adjusted 1975	
Public Buildings and Grounds	31,800.00	Buildings and Grounds	13,479.14	Transfers to Tax Title Liens or Foreclosed	41,161.24
Other Public Works	62,600.00	Library and Education		Balance December 31, 1975	14,931.23
HEALTH and WELFARE		Conservation		TAX TITLE LIENS OUTSTANDING	
Health Services Except Environmental	12,600.00	All Other		Balance January 1, 1975	386,502.66
Welfare-Public Assistance	6,350.00	CAPITAL DEBT AUTHORIZED, DECEMBER 31, 1975		Transfer From Taxes	159,356.37
Hospitals, Clinics, First Aid	4,000.00	ISSUED AND UNISSUED GROSS DEBT		Redeemed in 1975	61,824.18
Animal, Insect, & Rodent Control	6,500.00	School	706,037	Cancelled, Abated or Adjusted (1975)	
Other Welfare Services		Self-liquidating		Transfers to Foreclosed Property	
RECREATION and CONSERVATION		Other	300,828	Balance December 31, 1975	484,034.85
Beaches and Boardwalks		Total	1,006,865	PROPERTY ACQUIRED BY DEED OR FORECLOSURE	
Parks, Playgrounds, Shade Trees	34,250.00	ISSUED AND OUTSTANDING		Balance January 1, 1975	62,375.60
Land Reclamation & Conservation	9,150.00	School	706,037.00	Transfers From Taxes or Liens	
Other Recreational Services	8,000.00	Self-Liquidating		Sale for Cash (1975)	925.00
EDUCATION (excluding schools)		Other	300,000.00	Cancelled, Abated or Adjusted (1975)	
Libraries	2,250.00	Total	1,006,037.00	Balance December 31, 1975	61,450.60
Other Educational Services		EQUALIZED VALUATION BASIS		CURRENT FINANCES DECEMBER 31, 1975	
STATUTORY EXPENDITURES		FOR NET DEBT COMPUTATION	110,504,902.33	ASSETS	
Pensions & F. I. C. A.	65,000.00	REAL PROPERTY VALUATIONS		Cash Dec. 31, 1975	903,820.59
Employee Fringe Benefits	23,000.00	Code Class # of Parcels % VAL'N		Taxes Receivable	497,398.19
Other Statutory Expenditures		1 Vacant Land 7278 29.94	26,869,450.00	Tax Title Liens	484,034.85
CETA And Other Public Employment Programs	29,432.73	2 Residential 2560 36.06	32,358,750.00	Foreclosed Property	61,450.60
MUNICIPAL FUNCTIONS TOTAL	1,505,802.53	3 Farm 153 2.96	2,661,300.00	Emergencies & Other Deferred Charges	212,836.75
CAPITAL IMPROVEMENTS MEMU	10,000.00	4a Commercial 195 21.45	19,249,200.00	State and Federal Aid Receivable	43,197.52
DEBT SERVICE		4b Industrial 10 4.86	4,358,300.00	Other Receivables	840.41
Principal Payments	19,250.00	4c Apartments 9 4.73	4,249,200.00	Total	2,203,578.91
Interest Payments	28,202.99	Total 10205	89,746,200.00	LIABILITIES, RESERVES, AND SURPLUS	
DEFERRED CHARGES	20,172.41	Land Area 113.40 Sq. Miles		Cash Liabilities	1,145,075.38
SCHOOL, COUNTY, SPECIAL DISTRICT TAXES	3,085,547.46	Net Valuation Taxable-Municipal	91,609,537.00	Reserves for Receivables	1,043,724.05
RESERVE FOR UNCOLLECTED TAXES	404,087.87	Net Valuation Taxable-County	138,438,688.00	Surplus Dec. 31, 1975	14,779.48
EXPENDITURES TOTAL	5,063,063.26	State Equalized Valuation	129,725,141.00	Total	2,203,578.91
		State Equalization Ratio	70.19		

1103

Population 1970 79,860
 Population 1975 82,880
 S & P Rating A
 Moody Rating A-1

General Tax Rate Per \$100. 5.79
 State Equalized Tax Rate 2.77

HAMILTON TOWNSHIP — MERCER CO.

Form of Government:
 Township Committee
 Number of Members on Governing Body 5

PER CAPITA:
 Gross Debt 327.03
 Net Debt 100.63
 Debt Service 8.45
 Total Tax Levy 294.31
 Municipal Expenditures 300.99

PER CENT:
 Gross Debt 3.52
 Net Debt 1.08
 Tax Levy Collected 95.39
 Tax Levy Cancelled, Abated or Adjusted .47

EXPENDITURES		REVENUES-REALIZED		1975 PROPERTY TAX	
GENERAL GOVERNMENT				STATE EQUALIZED TAX RATE	
Governing Body & Public Boards		1975 Property Taxes Collected	23,294,776.71	Local District School Taxes .94	8,116,832.10.
Municipal Clerk		1975 Payments in Lieu of Taxes		Regional & Consolidated School Tax	
Financial Administration	166,806.51	Delinquent Tax & Lien Collections	1,020,479.09	School Taxes in Municipal Budget	
Assessment of Taxes	419,666.23	Business Personalty Replacement Taxes	790,328.09	County Taxes .92	7,889,750.35
Collection of Taxes	206,025.38	Taxes from Public Utilities	5,927,266.67	County Library Taxes	
Planning, Housing & Development	95,643.64	Other Miscellaneous Tax Revenues		Local Municipal Purpose Taxes .84	7,261,785.09
Human Resources	1,925.00	State Aid Revenues	81,716.97	Veteran & Senior Citizen Taxes .07	582,720.00
Elections	9,800.00	Federal Aid Revenues	72,212.84	Total Taxes for Rate Computation 2.77	23,851,087.54
General Administration (other)	992,983.62	State and Local Fiscal Assistance Act Utilized	982,871.56	Special District Taxes	768,417.00
JUDICIARY		Sale of Acquired Property	19,683.87	Bank Stock Taxes	26,900.39
Municipal Courts	96,925.77	Other Miscellaneous Revenues	1,483,319.82	Added and Omitted Taxes	329,102.02
PUBLIC SAFETY		Total	33,672,655.62	Total Taxes Levied - ABSTRACT	24,392,786.95
Fire Protection	8,933.78	Prior Years Surplus Appropriated	9,080,000.00	Total Taxes Billed	24,420,624.51
Police Protection	2,377,765.76	REVENUES TOTAL	42,752,655.62	1975 TAXES COLLECTED	23,294,776.71
Civil Defense & Disaster Control	8,345.00	Reserve For Uncollected Taxes	1,878,508.00	1975 Taxes Cancelled, Abated or Adjusted	114,873.00
Environmental Inspection & Control	121,545.71	CAPITAL OUTLAY TOTAL	1,835,643.91	Transfer to Tax Title Liens or Foreclosed	24,075.64
Other Public Safety	17,159.76			Balance Outstanding Dec. 31, 1975	986,899.16
PUBLIC WORKS				PRIOR YEARS TAXES OUTSTANDING	
Streets and Drainage	1,703,756.76	Public Enterprises	600,938.08	Balance January 1, 1975	1,174,331.91
Sewers and Sewage Processing		Recreation—Culture	30,434.85	Collected in 1975	1,001,956.73
Garbage and Trash Disposal	738,777.83	Public Works	918,586.55	Cancelled, Abated or Adjusted 1975	19,226.24
Public Buildings and Grounds	180,317.07	Buildings and Grounds	650.50	Transfers to Tax Title Liens or Foreclosed	4,958.78
Other Public Works	90,268.55	Library and Education	285,033.93	Balance December 31, 1975	148,190.16
HEALTH and WELFARE		Conservation		TAX TITLE LIENS OUTSTANDING	
Health Services Except Environmental	415,516.02	All Other		Balance January 1, 1975	96,703.69
Welfare-Public Assistance	75,938.59	CAPITAL DEBT AUTHORIZED, DECEMBER 31, 1975		Transfer From Taxes	29,752.34
Hospitals, Clinics, First Aid		ISSUED AND UNISSUED		Redeemed in 1975	18,522.36
Animal, Insect, & Rodent Control	60,813.12	School	6,856,000	Cancelled, Abated or Adjusted (1975)	
Other Welfare Services	2,500.00	Self-liquidating	11,767,659	Transfers to Foreclosed Property	
RECREATION and CONSERVATION		Other	8,480,323	Balance December 31, 1975	107,933.67
Beaches and Boardwalks		Total	27,103,982	PROPERTY ACQUIRED BY DEED OR FORECLOSURE	
Parks, Playgrounds, Shade Trees	441,884.62	ISSUED AND OUTSTANDING		Balance January 1, 1975	77,828.87
Land Reclamation & Conservation	181,673.03	School	6,856,000.00	Transfers From Taxes or Liens	
Other Recreational Services	5,000.00	Self-Liquidating	4,378,000.00	Sale for Cash (1975)	19,683.87
EDUCATION (excluding schools)		Other	5,895,000.00	Cancelled, Abated or Adjusted (1975)	
Libraries	340,685.00	Total	17,129,000.00	Balance December 31, 1975	58,145.00
Other Educational Services	5,455,121.38	EQUALIZED VALUATION BASIS		CURRENT FINANCES DECEMBER 31, 1975	
STATUTORY EXPENDITURES		FOR NET DEBT COMPUTATION	770,910,346.67	ASSETS	
Pensions & F. I. C. A.	656,197.57	REAL PROPERTY VALUATIONS		Cash Dec. 31, 1975	10,814,283.06
Employee Fringe Benefits	185,000.00	Code Class # of Parcels % VAL'N		Taxes Receivable	1,135,089.32
Other Statutory Expenditures		1 Vacant Land 2522 1.88	7,633,025.00	Tax Title Liens	107,933.67
CETA And Other Public Employment Programs	99,844.00	2 Residential 21097 70.23	285,277,475.00	Foreclosed Property	58,145.00
MUNICIPAL FUNCTIONS TOTAL	15,156,820.70	3 Farm 193 .72	2,936,600.00	Emergencies & Other Deferred Charges	511,934.38
CAPITAL IMPROVEMENTS *MEMO*	307,500.00	4a Commercial 863 11.88	48,268,975.00	State and Federal Aid Receivable	233,214.90
DEBT SERVICE		4b Industrial 70 7.76	31,538,900.00	Other Receivables	193,403.85
Principal Payments	410,000.00	4c Apartments 50 7.53	30,568,400.00	Total	13,054,004.18
Interest Payments	290,161.50	Total 24795	406,223,375.00	LIABILITIES, RESERVES, AND SURPLUS	
DEFERRED CHARGES	7,210,313.70	Land Area 39.38 Sq. Miles		Cash Liabilities	6,525,867.02
SCHOOL, COUNTY, SPECIAL DISTRICT TAXES	16,774,999.45	Net Valuation Taxable-Municipal	412,069,387.00	Reserves for Receivables	1,494,571.84
RESERVE FOR UNCOLLECTED TAXES	1,878,508.00	Net Valuation Taxable-County	847,675,657.00	Surplus Dec. 31, 1975	5,033,565.32
EXPENDITURES TOTAL	41,720,803.35	State Equalized Valuation	855,036,484.00	Total	13,054,004.18
		State Equalization Ratio	47.85		

0113

Population 1970 **11,505**
 Population 1975 **12,310**
 S & P Rating
 Moody Rating **BA4**

General Tax Rate Per \$100. **4.71**
 State Equalized Tax Rate **3.49**

HAMMONTON TOWN — ATLANTIC CO.

Form of Government:
 Town Council

Number of Members on Governing Body 7

PER CAPITA:

Gross Debt **465.41**
 Net Debt **71.21**
 Debt Service **5.55**
 Total Tax Levy **291.99**
 Municipal Expenditures **130.89**

PER CENT:

Gross Debt **6.35**
 Net Debt **.97**
 Tax Levy Collected **93.51**
 Tax Levy Cancelled, Abated or Adjusted **.20**

EXPENDITURES		REVENUES-REALIZED		1975 PROPERTY TAX	
GENERAL GOVERNMENT				STATE EQUALIZED TAX RATE \rightarrow 2.28	
Governing Body & Public Boards		1975 Property Taxes Collected	3,387,092.77	Local District School Taxes	2,369,878.52
Municipal Clerk		1975 Payments in Lieu of Taxes		Regional & Consolidated School Tax	
Financial Administration	14,075.00	Delinquent Tax & Lien Collections	169,378.70	School Taxes in Municipal Budget	
Assessment of Taxes	16,250.00	Business Personalty Replacement Taxes	151,849.85	County Taxes	.84 866,562.47
Collection of Taxes	16,500.00	Taxes from Public Utilities	278,890.20	County Library Taxes	.01 13,605.43
Planning, Housing & Development	14,758.00	Other Miscellaneous Tax Revenues		Local Municipal Purpose Taxes	.29 300,335.94
Human Resources	500.00	State Aid Revenues	7,281.55	Veteran & Senior Citizen Taxes	.07 75,460.00
Elections	2,150.00	Federal Aid Revenues	54,788.61	Total Taxes for Rate Computation	3.49 3,625,842.36
General Administration (other)	115,275.00	State and Local Fiscal Assistance Act Utilized	98,777.00	Special District Taxes	
JUDICIARY		Sale of Acquired Property	13,500.00	Bank Stock Taxes	8,987.84
Municipal Courts	21,000.00	Other Miscellaneous Revenues	156,997.17	Added and Omitted Taxes	34,977.20
PUBLIC SAFETY		Total	4,318,555.85	Total Taxes Levied - ABSTRACT	3,594,347.40
Fire Protection	42,500.00	Prior Years Surplus Appropriated	515,000.00	Total Taxes Billed	3,622,261.11
Police Protection	369,450.00	REVENUES TOTAL	4,833,555.85	1975 TAXES COLLECTED	3,387,092.77
Civil Defense & Disaster Control	1,000.00	Reserve For Uncollected Taxes	333,662.39	1975 Taxes Cancelled, Abated or Adjusted	7,399.85
Environmental Inspection & Control	11,956.00	CAPITAL OUTLAY TOTAL	309,797.38	Transfer to Tax Title Liens or Foreclosed	10,405.36
Other Public Safety		Public Enterprises	156,637.73	Balance Outstanding Dec. 31, 1975	217,363.13
PUBLIC WORKS		Recreation—Culture		PRIOR YEARS TAXES OUTSTANDING	
Streets and Drainage	290,350.00	Public Works	153,159.65	Balance January 1, 1975	219,028.70
Sewers and Sewage Processing	9,300.00	Buildings and Grounds		Collected in 1975	158,916.16
Garbage and Trash Disposal	18,500.00	Library and Education		Cancelled, Abated or Adjusted 1975	
Public Buildings and Grounds	500.00	Conservation		Transfers to Tax Title Liens or Foreclosed	5,575.64
Other Public Works		All Other		Balance December 31, 1975	54,536.90
HEALTH and WELFARE		CAPITAL DEBT AUTHORIZED, DECEMBER 31, 1975		TAX TITLE LIENS OUTSTANDING	
Health Services Except Environmental	17,212.00	ISSUED AND UNISSUED GROSS DEBT		Balance January 1, 1975	19,024.05
Welfare-Public Assistance	7,740.00	School	3,540,000	Transfer From Taxes	16,662.13
Hospitals, Clinics, First Aid	11,400.00	Self-liquidating	1,217,269	Redeemed in 1975	10,462.54
Animal, Insect, & Rodent Control	2,520.00	Other	971,876	Cancelled, Abated or Adjusted (1975)	
Other Welfare Services		Total	5,729,145	Transfers to Foreclosed Property	
RECREATION and CONSERVATION		ISSUED AND OUTSTANDING		Balance December 31, 1975	25,223.64
Beaches and Boardwalks	1,865.00	School	3,540,000.00	PROPERTY ACQUIRED BY DEED OR	
Parks, Playgrounds, Shade Trees	13,650.00	Self-Liquidating	1,115,000.00	FORECLOSURE	
Land Reclamation & Conservation		Other	811,000.00	Balance January 1, 1975	26,068.00
Other Recreational Services	11,435.00	Total	5,466,000.00	Transfers From Taxes or Liens	
EDUCATION (excluding schools)		EQUALIZED VALUATION BASIS		Sale for Cash (1975)	13,500.00
Libraries	33,650.00	FOR NET DEBT COMPUTATION	90,165,801.33	Cancelled, Abated or Adjusted (1975)	
Other Educational Services		REAL PROPERTY VALUATIONS		Balance December 31, 1975	12,568.00
STATUTORY EXPENDITURES		Code Class # of Parcels % VAL'N		CURRENT FINANCES DECEMBER 31, 1975	
Pensions & F. I. C. A.	75,280.00	1 Vacant Land 1029 3.94	2,912,875.00	ASSETS	
Employee Fringe Benefits	14,325.00	2 Residential 2894 58.45	43,251,180.00	Cash Dec. 31, 1975	691,342.22
Other Statutory Expenditures		3 Farm 797 8.22	6,076,650.00	Taxes Receivable	271,900.03
CETA And Other Public Employment Programs	56,679.96	4a Commercial 370 19.01	14,068,200.00	Tax Title Liens	25,223.64
MUNICIPAL FUNCTIONS TOTAL	1,189,820.96	4b Industrial 55 7.03	5,201,170.00	Foreclosed Property	12,568.00
CAPITAL IMPROVEMENTS *MEMO*	30,000.00	4c Apartments 11 3.36	2,489,850.00	Emergencies & Other Deferred Charges	41,080.00
DEBT SERVICE		Total 5156	73,999,925.00	State and Federal Aid Receivable	219.08
Principal Payments	30,000.00	Land Area 41.80 Sq. Miles		Other Receivables	8,502.01
Interest Payments	38,264.50	Net Valuation Taxable-Municipal	77,025,632.00	Total	1,050,834.98
DEFERRED CHARGES	19,565.15	Net Valuation Taxable-County	100,949,851.00	LIABILITIES, RESERVES, AND SURPLUS	
SCHOOL, COUNTY, SPECIAL DISTRICT TAXES	3,250,046.42	State Equalized Valuation	102,749,459.00	Cash Liabilities	303,032.34
RESERVE FOR UNCOLLECTED TAXES	333,662.39	State Equalization Ratio	74.25	Reserves for Receivables	318,193.68
EXPENDITURES TOTAL	4,861,359.42			Surplus Dec. 31, 1975	429,608.96
				Total	1,050,834.98

1013

Population 1970 1,390
 Population 1975 1,450
 S & P Rating
 Moody Rating

General Tax Rate Per \$100. 4.80
 State Equalized Tax Rate 3.45

HAMPTON BOROUGH — HUNTERDON CO.

Form of Government:
 Borough Council
 Number of Members on Governing Body 6

PER CAPITA: 635.41
 Gross Debt 256.55
 Net Debt
 Debt Service 311.20
 Total Tax Levy 111.23
 Municipal Expenditures

PER CENT: 8.04
 Gross Debt 3.24
 Net Debt 89.82
 Tax Levy Collected
 Tax Levy Cancelled, Abated or Adjusted .10

EXPENDITURES		REVENUES-REALIZED		1975 PROPERTY TAX	
GENERAL GOVERNMENT				STATE EQUALIZED TAX RATE	
Governing Body & Public Boards		1975 Property Taxes Collected	406,027.04	Local District School Taxes 1.56	206,029.00
Municipal Clerk		1975 Payments in Lieu of Taxes		Regional & Consolidated School Tax 1.13	149,286.59
Financial Administration	1,650.00	Delinquent Tax & Lien Collections	26,701.95	School Taxes in Municipal Budget	
Assessment of Taxes	2,490.00	Business Personalty Replacement Taxes	4,223.00	County Taxes .39	51,926.85
Collection of Taxes	3,200.00	Taxes from Public Utilities	14,408.24	County Library Taxes .02	2,667.69
Planning, Housing & Development	3,375.00	Other Miscellaneous Tax Revenues		Local Municipal Purpose Taxes .30	40,000.00
Human Resources		State Aid Revenues	4,447.50	Veteran & Senior Citizen Taxes .05	6,380.00
Elections		Federal Aid Revenues		Total Taxes for Rate Computation 3.45	456,290.13
General Administration (other)	22,750.00	State and Local Fiscal Assistance Act Utilized	11,680.00	Special District Taxes	
JUDICIARY		Sale of Acquired Property		Bank Stock Taxes	
Municipal Courts	3,350.00	Other Miscellaneous Revenues	24,828.43	Added and Omitted Taxes	1,334.82
PUBLIC SAFETY		Total	492,316.16	Total Taxes Levied - ABSTRACT	451,244.95
Fire Protection	8,010.00	Prior Years Surplus Appropriated	24,198.22	Total Taxes Billed	452,046.29
Police Protection	11,600.00	REVENUES TOTAL	516,514.38	1975 TAXES COLLECTED	406,027.04
Civil Defense & Disaster Control	100.00	Reserve For Uncollected Taxes	46,200.00	1975 Taxes Cancelled, Abated or Adjusted	454.20
Environmental Inspection & Control	875.00	CAPITAL OUTLAY TOTAL	68,950.00	Transfer to Tax Title Liens or Foreclosed	
Other Public Safety		Public Enterprises	3,950.00	Balance Outstanding Dec. 31, 1975	45,565.05
PUBLIC WORKS		Recreation—Culture		PRIOR YEARS TAXES OUTSTANDING	
Streets and Drainage	32,000.00	Public Works		Balance January 1, 1975	46,243.57
Sewers and Sewage Processing	500.00	Buildings and Grounds	65,000.00	Collected in 1975	26,701.95
Garbage and Trash Disposal	12,600.00	Library and Education		Cancelled, Abated or Adjusted 1975	
Public Buildings and Grounds	2,500.00	Conservation		Transfers to Tax Title Liens or Foreclosed	
Other Public Works		All Other		Balance December 31, 1975	19,541.62
HEALTH and WELFARE		CAPITAL DEBT AUTHORIZED, DECEMBER 31, 1975		TAX TITLE LIENS OUTSTANDING	
Health Services Except Environmental	1,000.00	ISSUED AND UNISSUED		Balance January 1, 1975	
Welfare-Public Assistance	150.00	School	464,348	Transfer From Taxes	
Hospitals, Clinics, First Aid		Self-liquidating	412,000	Redeemed in 1975	
Animal, Insect, & Rodent Control		Other	45,000	Cancelled, Abated or Adjusted (1975)	
Other Welfare Services		Total	921,348	Transfers to Foreclosed Property	
RECREATION and CONSERVATION		ISSUED AND OUTSTANDING		Balance December 31, 1975	
Beaches and Boardwalks	1,680.00	School	406,019.00	PROPERTY ACQUIRED BY DEED OR	
Parks, Playgrounds, Shade Trees	100.00	Self-Liquidating	85,000.00	FORECLOSURE	
Land Reclamation & Conservation		Other	45,000.00	Balance January 1, 1975	
Other Recreational Services		Total	536,019.00	Transfers From Taxes or Liens	
EDUCATION (excluding schools)		EQUALIZED VALUATION BASIS		Sale for Cash (1975)	
Libraries		FOR NET DEBT COMPUTATION	11,464,370.67	Cancelled, Abated or Adjusted (1975)	
Other Educational Services		REAL PROPERTY VALUATIONS		Balance December 31, 1975	
STATUTORY EXPENDITURES		Code Class # of Parcels % VAL'N	ASSESSED VALUATION	CURRENT FINANCES DECEMBER 31, 1975	
Pensions & F. I. C. A.	4,643.00	1 Vacant Land 84 5.34	495,925.00	ASSETS	
Employee Fringe Benefits	1,200.00	2 Residential 341 80.19	7,443,995.00	Cash Dec. 31, 1975	163,575.95
Other Statutory Expenditures		3 Farm 15 4.61	427,931.00	Taxes Receivable	65,106.67
CETA And Other Public Employment Programs		4a Commercial 15 5.51	511,300.00	Tax Title Liens	
MUNICIPAL FUNCTIONS TOTAL	113,773.00	4b Industrial 1 1.84	171,100.00	Foreclosed Property	
CAPITAL IMPROVEMENTS *MEMO*	1,000.00	4c Apartments 5 2.51	232,600.00	Emergencies & Other Deferred Charges	9,862.11
DEBT SERVICE		Total 461	9,282,851.00	State and Federal Aid Receivable	23,900.00
Principal Payments		Land Area 1.40 Sq. Miles		Other Receivables	3,223.78
Interest Payments		Net Valuation Taxable-Municipal	9,520,239.00	Total	265,668.51
DEFERRED CHARGES	1,307.93	Net Valuation Taxable-County	11,927,176.00	LIABILITIES, RESERVES, AND SURPLUS	
SCHOOL, COUNTY, SPECIAL DISTRICT TAXES	409,910.13	State Equalized Valuation	13,154,338.00	Cash Liabilities	169,560.25
RESERVE FOR UNCOLLECTED TAXES	46,200.00	State Equalization Ratio 71.91		Reserves for Receivables	68,330.45
EXPENDITURES TOTAL	571,191.06			Surplus Dec. 31, 1975	27,777.81
				Total	265,668.51

1910

Population 1970 **2,105**
 Population 1975 **2,310**
 S & P Rating
 Moody Rating

General Tax Rate Per \$100. **4.68**
 State Equalized Tax Rate **3.23**

HAMPTON TOWNSHIP - SUSSEX COUNTY

Form of Government:

Township Committee

Number of Members on Governing Body 5

PER CAPITA:

Gross Debt **1,241.44**
 Net Debt **98.49**
 Debt Service **6.49**
 Total Tax Levy **815.71**
 Municipal Expenditures **354.71**

PER CENT:

Gross Debt **5.41**
 Net Debt **.43**
 Tax Levy Collected **83.85**
 Tax Levy Cancelled, Abated or Adjusted

EXPENDITURES		REVENUES-REALIZED		1975 PROPERTY TAX	
GENERAL GOVERNMENT				STATE EQUALIZED TAX RATE	
Governing Body & Public Boards		1975 Property Taxes Collected	1,579,983.84	Local District School Taxes 1.06	618,444.93
Municipal Clerk		1975 Payments in Lieu of Taxes		Regional & Consolidated School Tax .90	524,584.76
Financial Administration	7,380.00	Delinquent Tax & Lien Collections	223,085.03	School Taxes in Municipal Budget	
Assessment of Taxes	10,950.00	Business Personalty Replacement Taxes	28,142.22	County Taxes	.66
Collection of Taxes	14,978.00	Taxes from Public Utilities	85,884.48	County Library Taxes	.03
Planning, Housing & Development	7,707.00	Other Miscellaneous Tax Revenues		Local Municipal Purpose Taxes	.55
Human Resources		State Aid Revenues	3,588.50	Veteran & Senior Citizen Taxes	.03
Elections		Federal Aid Revenues		Total Taxes for Rate Computation	3.23
General Administration (other)	55,331.00	State and Local Fiscal Assistance Act Utilized	49,220.92	Special District Taxes	
JUDICIARY		Sale of Acquired Property		Bank Stock Taxes	1,429.85
Municipal Courts	136.00	Other Miscellaneous Revenues	73,435.17	Added and Omitted Taxes	17,090.13
PUBLIC SAFETY		Total	2,043,340.16	Total Taxes Levied - ABSTRACT	1,884,301.49
Fire Protection	12,000.00	Prior Years Surplus Appropriated	200,000.00	Total Taxes Billed	1,884,301.49
Police Protection	1,500.00	REVENUES TOTAL	2,243,340.16	1975 TAXES COLLECTED	1,579,983.84
Civil Defense & Disaster Control	2,000.00	Reserve For Uncollected Taxes	416,745.30	1975 Taxes Cancelled, Abated or Adjusted	
Environmental Inspection & Control	3,000.00	CAPITAL OUTLAY TOTAL	112,793.23	Transfer to Tax Title Liens or Foreclosed	
Other Public Safety		Public Enterprises		Balance Outstanding Dec. 31, 1975	304,317.65
PUBLIC WORKS		Recreation—Culture		PRIOR YEARS TAXES OUTSTANDING	
Streets and Drainage	114,500.00	Public Works	112,793.23	Balance January 1, 1975	294,489.24
Sewers and Sewage Processing		Buildings and Grounds		Collected in 1975	222,332.50
Garbage and Trash Disposal	17,946.00	Library and Education		Cancelled, Abated or Adjusted 1975	
Public Buildings and Grounds	4,400.00	Conservation		Transfers to Tax Title Liens or Foreclosed	
Other Public Works		All Other		Balance December 31, 1975	72,156.74
HEALTH and WELFARE		CAPITAL DEBT AUTHORIZED, DECEMBER 31, 1975		TAX TITLE LIENS OUTSTANDING	
Health Services Except Environmental	7,672.00	ISSUED AND UNISSUED		Balance January 1, 1975	49,929.78
Welfare-Public Assistance	986.00	School	2,640,195	Transfer From Taxes	
Hospitals, Clinics, First Aid	2,500.00	Self-liquidating	227,521	Redeemed in 1975	752.53
Animal, Insect, & Rodent Control		Other	2,867,716	Cancelled, Abated or Adjusted (1975)	
Other Welfare Services		Total	2,867,716	Transfers to Foreclosed Property	
RECREATION and CONSERVATION		ISSUED AND OUTSTANDING		Balance December 31, 1975	49,177.25
Beaches and Boardwalks		School	2,640,195.00	PROPERTY ACQUIRED BY DEED OR	
Parks, Playgrounds, Shade Trees		Self-Liquidating		FORECLOSURE	
Land Reclamation & Conservation	600.00	Other		Balance January 1, 1975	
Other Recreational Services	2,000.00	Total	2,640,195.00	Transfers From Taxes or Liens	
EDUCATION (excluding schools)		EQUALIZED VALUATION BASIS		Sale for Cash (1975)	
Libraries		FOR NET DEBT COMPUTATION	53,035,722.00	Cancelled, Abated or Adjusted (1975)	
Other Educational Services		REAL PROPERTY VALUATIONS		Balance December 31, 1975	
STATUTORY EXPENDITURES		Code Class # of Parcels % VAL'N		CURRENT FINANCES DECEMBER 31, 1975	
Pensions & F. I. C. A.	12,420.00	1 Vacant Land 1928 19.21	7,684,576.00	ASSETS	
Employee Fringe Benefits	3,600.00	2 Residential 1054 58.72	23,494,020.00	Cash Dec. 31, 1975	535,305.51
Other Statutory Expenditures		3 Farm 231 6.94	2,779,186.00	Taxes Receivable	376,474.39
CETA And Other Public Employment Programs		4a Commercial 56 15.13	6,054,450.00	Tax Title Liens	49,177.25
MUNICIPAL FUNCTIONS TOTAL	281,606.00	4b Industrial		Foreclosed Property	
CAPITAL IMPROVEMENTS *MEMO*	5,000.00	4c Apartments		Emergencies & Other Deferred Charges	378.18
DEBT SERVICE		Total 3269	40,012,232.00	State and Federal Aid Receivable	
Principal Payments	5,000.00	Land Area 24.95 Sq. Miles		Other Receivables	3,276.49
Interest Payments	10,000.00	Net Valuation Taxable-Municipal	40,297,124.00	Total	964,611.82
DEFERRED CHARGES	106,020.92	Net Valuation Taxable-County	55,263,987.00	LIABILITIES, RESERVES, AND SURPLUS	
SCHOOL, COUNTY, SPECIAL DISTRICT TAXES	1,542,910.07	State Equalized Valuation	58,139,478.00	Cash Liabilities	85,205.52
RESERVE FOR UNCOLLECTED TAXES	416,745.30	State Equalization Ratio	69.16	Reserves for Receivables	428,928.13
EXPENDITURES TOTAL	2,362,282.29			Surplus Dec. 31, 1975	450,478.17
				Total	964,611.82

1412

Population 1970 10,775
 Population 1975 11,435
 S & P Rating
 Moody Rating

General Tax Rate Per \$100. 5.13
 State Equalized Tax Rate 2.55

HANOVER TOWNSHIP — MORRIS CO.
 Form of Government:
 Township Committee
 Number of Members on Governing Body 5

PER CAPITA: 698.85
 Gross Debt
 Net Debt
 Debt Service
 Total Tax Levy 736.99
 Municipal Expenditures 279.24
 PER CENT: 2.81
 Gross Debt
 Net Debt
 Tax Levy Collected 98.47
 Tax Levy Cancelled, Abated or Adjusted .02

EXPENDITURES		REVENUES-REALIZED		1975 PROPERTY TAX	
GENERAL GOVERNMENT				STATE EQUALIZED TAX RATE	
Governing Body & Public Boards		1975 Property Taxes Collected	8,306,551.13	Local District School Taxes	1.07
Municipal Clerk		1975 Payments in Lieu of Taxes		Regional & Consolidated School Tax	.62
Financial Administration	30,100.00	Delinquent Tax & Lien Collections	290,107.13	School Taxes in Municipal Budget	
Assessment of Taxes	3,400.00	Business Personality Replacement Taxes	744,171.66	County Taxes	.49
Collection of Taxes	26,400.00	Taxes from Public Utilities	434,729.68	County Library Taxes	.03
Planning, Housing & Development	30,700.00	Other Miscellaneous Tax Revenues		Local Municipal Purpose Taxes	.32
Human Resources		State Aid Revenues	3,520.50	Veteran & Senior Citizen Taxes	.02
Elections		Federal Aid Revenues		Total Taxes for Rate Computation	2.55
General Administration (other)	340,175.00	State and Local Fiscal Assistance Act Utilized	149,659.81	Special District Taxes	
JUDICIARY		Sale of Acquired Property		Bank Stock Taxes	
Municipal Courts	15,870.00	Other Miscellaneous Revenues	434,287.94	Added and Omitted Taxes	
PUBLIC SAFETY		Total	10,363,027.85	Total Taxes Levied - ABSTRACT	
Fire Protection		Prior Years Surplus Appropriated	850,000.00	Total Taxes Billed	
Police Protection	556,700.00	REVENUES TOTAL	11,213,027.85	1975 TAXES COLLECTED	
Civil Defense & Disaster Control	4,300.00	Reserve For Uncollected Taxes	694,771.69	1975 Taxes Cancelled, Abated or Adjusted	
Environmental Inspection & Control	19,000.00	CAPITAL OUTLAY TOTAL	1,038,443.96	Transfer to Tax Title Liens or Foreclosed	
Other Public Safety		Public Enterprises	92.10	Balance Outstanding Dec. 31, 1975	
PUBLIC WORKS		Recreation—Culture	106,463.23	PRIOR YEARS TAXES OUTSTANDING	
Streets and Drainage	719,359.81	Public Works	123,888.63	Balance January 1, 1975	
Sewers and Sewage Processing	130,000.00	Buildings and Grounds	808,000.00	Collected in 1975	
Garbage and Trash Disposal	136,000.00	Library and Education		Cancelled, Abated or Adjusted 1975	
Public Buildings and Grounds	53,800.00	Conservation		Transfers to Tax Title Liens or Foreclosed	
Other Public Works		All Other		Balance December 31, 1975	
HEALTH and WELFARE				TAX TITLE LIENS OUTSTANDING	
Health Services Except Environmental	37,800.00			Balance January 1, 1975	
Welfare-Public Assistance	3,750.00			Transfer From Taxes	
Hospitals, Clinics, First Aid				Redeemed in 1975	
Animal, Insect, & Rodent Control	7,000.00			Cancelled, Abated or Adjusted (1975)	
Other Welfare Services				Transfers to Foreclosed Property	
RECREATION and CONSERVATION				Balance December 31, 1975	
Beaches and Boardwalks				PROPERTY ACQUIRED BY DEED OR	
Parks, Playgrounds, Shade Trees	70,500.00			FORECLOSURE	
Land Reclamation & Conservation	2,700.00			Balance January 1, 1975	
Other Recreational Services	99,400.00			Transfers From Taxes or Liens	
EDUCATION (excluding schools)				Sale for Cash (1975)	
Libraries	23,000.00			Cancelled, Abated or Adjusted (1975)	
Other Educational Services	500.00			Balance December 31, 1975	
STATUTORY EXPENDITURES				CURRENT FINANCES DECEMBER 31, 1975	
Pensions & F. I. C. A.	139,000.00			ASSETS	
Employee Fringe Benefits	42,500.00			Cash Dec. 31, 1975	
Other Statutory Expenditures				Taxes Receivable	
CETA And Other Public Employment Programs	3,200.00			Tax Title Liens	
MUNICIPAL FUNCTIONS TOTAL	2,495,154.81			Foreclosed Property	
CAPITAL IMPROVEMENTS *MEMO*	164,500.00			Emergencies & Other Deferred Charges	
DEBT SERVICE				State and Federal Aid Receivable	
Principal Payments				Other Receivables	
Interest Payments				Total	
DEFERRED CHARGES	3,166.66			LIABILITIES, RESERVES, AND SURPLUS	
SCHOOL, COUNTY, SPECIAL DISTRICT TAXES	7,359,912.29			Cash Liabilities	
RESERVE FOR UNCOLLECTED TAXES	694,771.69			Reserves for Receivables	
EXPENDITURES TOTAL	10,553,005.45			Surplus Dec. 31, 1975	
				Total	

1413

Population 1970 **3,265**
 Population 1975 **3,335**
 S & P Rating
 Moody Rating

General Tax Rate Per \$100. **2.10**
 State Equalized Tax Rate **1.76**

HARDING TOWNSHIP — MORRIS CO.
 Form of Government:
 Township Committee
 Number of Members on Governing Body 5

PER CAPITA:
 Gross Debt **105.10**
 Net Debt **6.15**
 Debt Service
 Total Tax Levy **637.42**
 Municipal Expenditures **207.00**

PER CENT:
 Gross Debt **.32**
 Net Debt **.02**
 Tax Levy Collected **95.81**
 Tax Levy Cancelled, Abated or Adjusted **.47**

EXPENDITURES		REVENUES-REALIZED		1975 PROPERTY TAX	
GENERAL GOVERNMENT				STATE EQUALIZED TAX RATE 1.98	1,175,094.50
Governing Body & Public Boards		1975 Property Taxes Collected	2,038,243.83	Local District School Taxes	
Municipal Clerk		1975 Payments in Lieu of Taxes		Regional & Consolidated School Tax	
Financial Administration	7,950.00	Delinquent Tax & Lien Collections	55,019.91	School Taxes in Municipal Budget	
Assessment of Taxes	7,650.00	Business Personalty Replacement Taxes	12,657.86	County Taxes	.44
Collection of Taxes	6,800.00	Taxes from Public Utilities	127,127.22	County Library Taxes	.03
Planning, Housing & Development	4,750.00	Other Miscellaneous Tax Revenues		Local Municipal Purpose Taxes	.31
Human Resources	100.00	State Aid Revenues	2,467.50	Veteran & Senior Citizen Taxes	.01
Elections		Federal Aid Revenues		Total Taxes for Rate Computation	1.77
General Administration (other)	104,700.00	State and Local Fiscal Assistance Act Utilized	11,871.53	Special District Taxes	2,000.00
JUDICIARY		Sale of Acquired Property		Bank Stock Taxes	1,139.39
Municipal Courts	18,750.00	Other Miscellaneous Revenues	47,988.85	Added and Omitted Taxes	13,960.44
PUBLIC SAFETY		Total	2,295,376.70	Total Taxes Levied - ABSTRACT	2,125,799.98
Fire Protection	4,675.00	Prior Years Surplus Appropriated	110,000.00	Total Taxes Billed	2,127,328.09
Police Protection	217,970.00	REVENUES TOTAL	2,405,376.70	1975 TAXES COLLECTED	2,038,243.83
Civil Defense & Disaster Control	1,000.00	Reserve For Uncollected Taxes	130,405.00	1975 Taxes Cancelled, Abated or Adjusted	10,061.40
Environmental Inspection & Control	4,125.00	CAPITAL OUTLAY TOTAL	8,536.89	Transfer to Tax Title Liens or Foreclosed	10,777.20
Other Public Safety				Balance Outstanding Dec. 31, 1975	68,245.66
PUBLIC WORKS				PRIOR YEARS TAXES OUTSTANDING	
Streets and Drainage	87,184.00	Public Enterprises		Balance January 1, 1975	56,251.27
Sewers and Sewage Processing		Recreation—Culture		Collected in 1975	55,019.91
Garbage and Trash Disposal		Public Works	1,036.89	Cancelled, Abated or Adjusted 1975	
Public Buildings and Grounds	21,270.00	Buildings and Grounds	7,500.00	Transfers to Tax Title Liens or Foreclosed	1,231.36
Other Public Works		Library and Education		Balance December 31, 1975	
HEALTH and WELFARE		Conservation		TAX TITLE LIENS OUTSTANDING	
Health Services Except Environmental	10,850.00	All Other		Balance January 1, 1975	10,714.36
Welfare-Public Assistance	100.00	CAPITAL DEBT AUTHORIZED, DECEMBER 31, 1975		Transfer From Taxes	12,185.05
Hospitals, Clinics, First Aid		ISSUED AND UNISSUED GROSS DEBT		Redeemed in 1975	
Animal, Insect, & Rodent Control	650.00	School	330,000	Cancelled, Abated or Adjusted (1975)	
Other Welfare Services		Self-liquidating		Transfers to Foreclosed Property	
RECREATION and CONSERVATION		Other	20,500	Balance December 31, 1975	22,899.41
Beaches and Boardwalks		Total	350,500	PROPERTY ACQUIRED BY DEED OR	
Parks, Playgrounds, Shade Trees				FORECLOSURE	
Land Reclamation & Conservation	1,200.00	ISSUED AND OUTSTANDING		Balance January 1, 1975	
Other Recreational Services	2,600.00	School	330,000.00	Transfers From Taxes or Liens	
EDUCATION (excluding schools)		Self-Liquidating		Sale for Cash (1975)	
Libraries		Other		Cancelled, Abated or Adjusted (1975)	
Other Educational Services		Total	330,000.00	Balance December 31, 1975	
STATUTORY EXPENDITURES		EQUALIZED VALUATION BASIS		CURRENT FINANCES DECEMBER 31, 1975	
Pensions & F. I. C. A.	38,400.00	FOR NET DEBT COMPUTATION	109,166,780.67	ASSETS	
Employee Fringe Benefits	14,000.00	REAL PROPERTY VALUATIONS		Cash Dec. 31, 1975	316,303.12
Other Statutory Expenditures		Code Class # of Parcels % VAL'N		Taxes Receivable	68,245.66
CETA And Other Public Employment Programs		1 Vacant Land 260 8.69	8,726,925.00	Tax Title Liens	22,899.41
MUNICIPAL FUNCTIONS TOTAL	554,724.00	2 Residential 930 84.45	84,803,820.00	Foreclosed Property	
CAPITAL IMPROVEMENTS *MEMO*	20,000.00	3 Farm 72 2.04	2,049,190.00	Emergencies & Other Deferred Charges	9,600.00
DEBT SERVICE		4a Commercial 35 4.35	4,371,150.00	State and Federal Aid Receivable	5,153.45
Principal Payments		4b Industrial 2 .47	468,640.00	Other Receivables	
Interest Payments		4c Apartments		Total	422,201.64
DEFERRED CHARGES	5,200.00	Total	100,419,725.00	LIABILITIES, RESERVES, AND SURPLUS	
SCHOOL, COUNTY, SPECIAL DISTRICT TAXES	1,733,402.54	Land Area 20.50 Sq. Miles		Cash Liabilities	96,574.48
RESERVE FOR UNCOLLECTED TAXES	130,405.00	Net Valuation Taxable-Municipal	101,163,016.00	Reserves for Receivables	91,145.07
EXPENDITURES TOTAL	2,423,731.54	Net Valuation Taxable-County	127,996,735.00	Surplus Dec. 31, 1975	234,482.09
		State Equalized Valuation	119,964,145.00	Total	422,201.64
		State Equalization Ratio	84.23		

2109

Population 1970
Population 1975
S & P Rating
Moody Rating

550
615

General Tax Rate Per \$100.
2.90
State Equalized Tax Rate
2.13

HARDWICK TOWNSHIP — WARREN CO.
Form of Government:
Township Committee
Number of Members on Governing Body 3

PER CAPITA:
Gross Debt 498.00
Net Debt
Debt Service
Total Tax Levy 606.17
Municipal Expenditures 220.86
PER CENT:
Gross Debt 1.87
Net Debt
Tax Levy Collected 84.95
Tax Levy Cancelled, Abated or Adjusted .11

EXPENDITURES		REVENUES-REALIZED		1975 PROPERTY TAX	
GENERAL GOVERNMENT				STATE EQUALIZED TAX RATE	
Governing Body & Public Boards		1975 Property Taxes Collected	318,173.52	Local District School Taxes .58	102,705.00
Municipal Clerk		1975 Payments in Lieu of Taxes		Regional & Consolidated School Tax .91	161,034.02
Financial Administration	3,600.00	Delinquent Tax & Lien Collections	33,070.92	School Taxes in Municipal Budget	
Assessment of Taxes	2,225.00	Business Personalty Replacement Taxes	4,488.00	County Taxes	102,068.15
Collection of Taxes	1,600.00	Taxes from Public Utilities	42,317.57	County Library Taxes .02	3,778.08
Planning, Housing & Development	2,250.00	Other Miscellaneous Tax Revenues		Local Municipal Purpose Taxes .01	1,523.56
Human Resources	150.00	State Aid Revenues	4,540.00	Veteran & Senior Citizen Taxes .03	4,500.00
Elections		Federal Aid Revenues		Total Taxes for Rate Computation 2.13	375,608.81
General Administration (other)	13,615.00	State and Local Fiscal Assistance Act Utilized	8,902.50	Special District Taxes	
JUDICIARY		Sale of Acquired Property		Bank Stock Taxes	
Municipal Courts	675.00	Other Miscellaneous Revenues	14,886.74	Added and Omitted Taxes	1,684.18
PUBLIC SAFETY		Total	426,379.25	Total Taxes Levied - ABSTRACT	372,792.99
Fire Protection	250.00	Prior Years Surplus Appropriated	50,000.00	Total Taxes Billed	374,523.17
Police Protection	750.00	REVENUES TOTAL	476,379.25	1975 TAXES COLLECTED	318,173.52
Civil Defense & Disaster Control	200.00	Reserve For Uncollected Taxes	40,383.00	1975 Taxes Cancelled, Abated or Adjusted	404.45
Environmental Inspection & Control	850.00			Transfer to Tax Title Liens or Foreclosed	
Other Public Safety		CAPITAL OUTLAY TOTAL		Balance Outstanding Dec. 31, 1975	55,945.20
PUBLIC WORKS				PRIOR YEARS TAXES OUTSTANDING	
Streets and Drainage	56,712.50	Public Enterprises		Balance January 1, 1975	33,134.06
Sewers and Sewage Processing		Recreation—Culture		Collected in 1975	33,070.92
Garbage and Trash Disposal	500.00	Public Works		Cancelled, Abated or Adjusted 1975	
Public Buildings and Grounds	300.00	Buildings and Grounds		Transfers to Tax Title Liens or Foreclosed	
Other Public Works		Library and Education		Balance December 31, 1975	63.14
HEALTH and WELFARE		Conservation		TAX TITLE LIENS OUTSTANDING	
Health Services Except Environmental	250.00	All Other		Balance January 1, 1975	
Welfare-Public Assistance				Transfer From Taxes	
Hospitals, Clinics, First Aid	450.00	CAPITAL DEBT AUTHORIZED, DECEMBER 31, 1975		Redeemed in 1975	
Animal, Insect, & Rodent Control	1,200.00	ISSUED AND UNISSUED GROSS DEBT		Cancelled, Abated or Adjusted (1975)	
Other Welfare Services		School	306,268	Transfers to Foreclosed Property	
RECREATION and CONSERVATION		Self-liquidating		Balance December 31, 1975	
Beaches and Boardwalks		Other		PROPERTY ACQUIRED BY DEED OR	
Parks, Playgrounds, Shade Trees		Total	306,268	FORECLOSURE	
Land Reclamation & Conservation				Balance January 1, 1975	
Other Recreational Services	525.00	ISSUED AND OUTSTANDING		Transfers From Taxes or Liens	
EDUCATION (excluding schools)		School	306,268.00	Sale for Cash (1975)	
Libraries		Self-liquidating		Cancelled, Abated or Adjusted (1975)	
Other Educational Services		Other		Balance December 31, 1975	
STATUTORY EXPENDITURES		Total	306,268.00	CURRENT FINANCES DECEMBER 31, 1975	
Pensions & F. I. C. A.	3,199.34	EQUALIZED VALUATION BASIS		ASSETS	
Employee Fringe Benefits	835.63	FOR NET DEBT COMPUTATION	16,364,728.67	Cash Dec. 31, 1975	222,829.73
Other Statutory Expenditures		REAL PROPERTY VALUATIONS		Taxes Receivable	56,008.34
CETA And Other Public Employment Programs		Code Class # of Parcels % VAL'N		Tax Title Liens	
MUNICIPAL FUNCTIONS TOTAL	90,137.47	1 Vacant Land 248 22.16	2,869,750.00	Foreclosed Property	
CAPITAL IMPROVEMENTS *MEMO*	5,500.00	2 Residential 231 60.60	7,848,050.00	Emergencies & Other Deferred Charges	6,006.38
DEBT SERVICE		3 Farm 94 17.25	2,233,800.00	State and Federal Aid Receivable	
Principal Payments		4a Commercial		Other Receivables	1,404.47
Interest Payments		4b Industrial		Total	286,248.92
DEFERRED CHARGES	5,308.04	4c Apartments		LIABILITIES, RESERVES, AND SURPLUS	
SCHOOL, COUNTY, SPECIAL DISTRICT TAXES	369,585.25	Total 573	12,951,600.00	Cash Liabilities	156,892.94
RESERVE FOR UNCOLLECTED TAXES	40,383.00	Land Area 17.80 Sq. Miles		Reserves for Receivables	57,412.81
EXPENDITURES TOTAL	505,413.76	Net Valuation Taxable-Municipal	12,958,367.00	Surplus Dec. 31, 1975	71,943.17
		Net Valuation Taxable-County	17,231,143.00	Total	286,248.92
		State Equalized Valuation	17,623,198.00		
		State Equalization Ratio	73.52		

1911

Population 1970 **3,505**
 Population 1975 **3,830**
 S & P Rating
 Moody Rating

General Tax Rate Per \$100. **3.34**
 State Equalized Tax Rate **2.48**

HARDYSTON TOWNSHIP — SUSSEX COUNTY

Form of Government:

Township Committee

Number of Members on Governing Body 3

PER CAPITA:

Gross Debt **122.51**
 Net Debt **17.78**
 Debt Service
 Total Tax Levy **435.57**
 Municipal Expenditures **229.02**

PER CENT:

Gross Debt **.79**
 Net Debt **.11**
 Tax Levy Collected **86.89**
 Tax Levy Cancelled, Abated
 or Adjusted

EXPENDITURES		REVENUES-REALIZED		1975 PROPERTY TAX	
GENERAL GOVERNMENT				STATE EQUALIZED TAX RATE	
Governing Body & Public Boards		1975 Property Taxes Collected	1,449,545.88	Local District School Taxes	1.28
Municipal Clerk		1975 Payments in Lieu of Taxes		Regional & Consolidated School Tax	.06
Financial Administration	10,300.00	Delinquent Tax & Lien Collections	140,704.37	School Taxes in Municipal Budget	
Assessment of Taxes	13,362.29	Business Personalty Replacement Taxes	32,104.20	County Taxes	.66
Collection of Taxes	12,200.00	Taxes from Public Utilities	92,560.40	County Library Taxes	.03
Planning, Housing & Development	18,362.62	Other Miscellaneous Tax Revenues		Local Municipal Purpose Taxes	.42
Human Resources	500.00	State Aid Revenues	20,485.11	Veteran & Senior Citizen Taxes	.03
Elections	1,500.00	Federal Aid Revenues		Total Taxes for Rate Computation	2.48
General Administration (other)	64,810.45	State and Local Fiscal Assistance Act Utilized	108,420.00	Special District Taxes	
JUDICIARY		Sale of Acquired Property		Bank Stock Taxes	853.54
Municipal Courts	6,300.00	Other Miscellaneous Revenues	93,267.59	Added and Omitted Taxes	14,564.94
PUBLIC SAFETY		Total	1,937,087.55	Total Taxes Levied - ABSTRACT	1,668,222.81
Fire Protection	12,000.00	Prior Years Surplus Appropriated	260,000.00	Total Taxes Billed	1,668,222.81
Police Protection	178,937.38	REVENUES TOTAL	2,197,087.55	1975 TAXES COLLECTED	1,449,545.88
Civil Defense & Disaster Control	2,500.00	Reserve For Uncollected Taxes	208,129.94	1975 Taxes Cancelled, Abated or Adjusted	
Environmental Inspection & Control	5,200.00	CAPITAL OUTLAY TOTAL	70,895.78	Transfer to Tax Title Liens or Foreclosed	
Other Public Safety		Public Enterprises		Balance Outstanding Dec. 31, 1975	218,676.93
PUBLIC WORKS		Recreation—Culture		PRIOR YEARS TAXES OUTSTANDING	
Streets and Drainage	206,277.00	Public Works	70,895.78	Balance January 1, 1975	160,320.54
Sewers and Sewage Processing		Buildings and Grounds		Collected in 1975	138,368.18
Garbage and Trash Disposal	12,200.00	Library and Education		Cancelled, Abated or Adjusted 1975	
Public Buildings and Grounds	6,400.00	Conservation		Transfers to Tax Title Liens or Foreclosed	
Other Public Works		All Other		Balance December 31, 1975	21,952.36
HEALTH and WELFARE		CAPITAL DEBT AUTHORIZED, DECEMBER 31, 1975		TAX TITLE LIENS OUTSTANDING	
Health Services Except Environmental	5,421.92	ISSUED AND UNISSUED		Balance January 1, 1975	51,528.18
Welfare-Public Assistance	1,200.00	SCHOOL	401,137	Transfer From Taxes	
Hospitals, Clinics, First Aid		Self-liquidating		Redeemed in 1975	2,336.19
Animal, Insect, & Rodent Control	4,100.00	Other	68,086	Cancelled, Abated or Adjusted (1975)	
Other Welfare Services		Total	469,223	Transfers to Foreclosed Property	
RECREATION and CONSERVATION		ISSUED AND OUTSTANDING		Balance December 31, 1975	49,191.99
Beaches and Boardwalks		School	401,137.00	PROPERTY ACQUIRED BY DEED OR FORECLOSURE	
Parks, Playgrounds, Shade Trees		Self-liquidating		Balance January 1, 1975	148,300.00
Land Reclamation & Conservation		Other		Transfers From Taxes or Liens	
Other Recreational Services	3,250.00	Total	401,137.00	Sale for Cash (1975)	
EDUCATION (excluding schools)		EQUALIZED VALUATION BASIS		Cancelled, Abated or Adjusted (1975)	
Libraries		FOR NET DEBT COMPUTATION	59,435,879.00	Balance December 31, 1975	148,300.00
Other Educational Services		REAL PROPERTY VALUATIONS		CURRENT FINANCES DECEMBER 31, 1975	
STATUTORY EXPENDITURES		Code Class # of Parcels % VAL'N		ASSETS	
Pensions & F. I. C. A.	24,500.00	1 Vacant Land 566 15.22	7,586,050.00	Cash Dec. 31, 1975	274,232.02
Employee Fringe Benefits	15,000.00	2 Residential 1457 61.61	30,715,900.00	Taxes Receivable	240,629.29
Other Statutory Expenditures		3 Farm 156 6.06	3,020,400.00	Tax Title Liens	49,191.99
CETA And Other Public Employment Programs		4a Commercial 66 10.53	5,247,550.00	Foreclosed Property	148,300.00
MUNICIPAL FUNCTIONS		4b Industrial 7 2.99	1,491,900.00	Emergencies & Other Deferred Charges	12,288.19
CAPITAL IMPROVEMENTS	5,000.00	4c Apartments 2 3.59	1,790,900.00	State and Federal Aid Receivable	30,001.84
DEBT SERVICE		Total 2254	49,852,700.00	Other Receivables	19,788.02
Principal Payments		Land Area 32.50 Sq. Miles		Total	774,431.35
Interest Payments		Net Valuation Taxable-Municipal	50,209,200.00	LIABILITIES, RESERVES, AND SURPLUS	
DEFERRED CHARGES	64,707.67	Net Valuation Taxable-County	63,735,203.00	Cash Liabilities	68,458.30
SCHOOL, COUNTY, SPECIAL DISTRICT TAXES	1,369,657.87	State Equalized Valuation	67,228,139.00	Reserves for Receivables	457,909.30
RESERVE FOR UNCOLLECTED TAXES	208,129.94	State Equalization Ratio	74.55	Surplus Dec. 31, 1975	248,063.75
EXPENDITURES TOTAL	2,246,817.14			Total	774,431.35

2110

Population 1970 2,195
 Population 1975 2,050
 S & P Rating
 Moody Rating

General Tax Rate Per \$100. 6.33
 State Equalized Tax Rate 2.22

HARMONY TOWNSHIP — WARREN COUNTY

Form of Government:

Township Committee

Number of Members on Governing Body 3

PER CAPITA:

Gross Debt 131.71

Net Debt

Debt Service

Total Tax Levy 299.54

Municipal Expenditures 121.41

PER CENT:

Gross Debt .89

Net Debt

Tax Levy Collected 95.72

Tax Levy Cancelled, Abated or Adjusted .19

EXPENDITURES		REVENUES-REALIZED		1975 PROPERTY TAX	
GENERAL GOVERNMENT				STATE EQUALIZED TAX RATE	
Governing Body & Public Boards		1975 Property Taxes Collected	785,259.34	Local District School Taxes 1.63	601,105.50
Municipal Clerk		1975 Payments in Lieu of Taxes		Regional & Consolidated School Tax	
Financial Administration	4,060.00	Delinquent Tax & Lien Collections	31,794.70	School Taxes in Municipal Budget	
Assessment of Taxes	5,750.00	Business Personalty Replacement Taxes	37,756.00	County Taxes	191,907.40
Collection of Taxes	5,150.00	Taxes from Public Utilities	53,898.90	County Library Taxes	7,107.56
Planning, Housing & Development	8,300.00	Other Miscellaneous Tax Revenues		Local Municipal Purpose Taxes	-708.95
Human Resources		State Aid Revenues	22,674.00	Veteran & Senior Citizen Taxes	17,355.00
Elections		Federal Aid Revenues		Total Taxes for Rate Computation	816,766.51
General Administration (other)	20,300.00	State and Local Fiscal Assistance Act Utilized	20,476.00	Special District Taxes	
JUDICIARY		Sale of Acquired Property		Bank Stock Taxes	708.95
Municipal Courts		Other Miscellaneous Revenues	49,801.14	Added and Omitted Taxes	18,927.91
PUBLIC SAFETY		Total	1,001,660.08	Total Taxes Levied - ABSTRACT	819,048.37
Fire Protection	5,000.00	Prior Years Surplus Appropriated	94,552.72	Total Taxes Billed	820,378.10
Police Protection	6,000.00	REVENUES TOTAL	1,096,212.80	1975 TAXES COLLECTED	785,259.34
Civil Defense & Disaster Control	1,000.00	Reserve For Uncollected Taxes	52,850.00	1975 Taxes Cancelled, Abated or Adjusted	1,560.59
Environmental Inspection & Control	2,100.00	CAPITAL OUTLAY TOTAL	4,000.00	Transfer to Tax Title Liens or Foreclosed	2,163.28
Other Public Safety				Balance Outstanding Dec. 31, 1975	31,394.89
PUBLIC WORKS				PRIOR YEARS TAXES OUTSTANDING	
Streets and Drainage	123,175.00	Public Enterprises		Balance January 1, 1975	34,321.70
Sewers and Sewage Processing		Recreation—Culture		Collected in 1975	31,470.63
Garbage and Trash Disposal		Public Works		Cancelled, Abated or Adjusted 1975	103.75
Public Buildings and Grounds		Buildings and Grounds	4,000.00	Transfers to Tax Title Liens or Foreclosed	2,130.64
Other Public Works		Library and Education		Balance December 31, 1975	616.68
HEALTH and WELFARE		Conservation		TAX TITLE LIENS OUTSTANDING	
Health Services Except Environmental	1,100.00	All Other		Balance January 1, 1975	
Welfare-Public Assistance	1,500.00	CAPITAL DEBT AUTHORIZED, DECEMBER 31, 1975		Transfer From Taxes	4,293.92
Hospitals, Clinics, First Aid	200.00	ISSUED AND UNISSUED		Redeemed in 1975	324.07
Animal, Insect, & Rodent Control		School	270,000	Cancelled, Abated or Adjusted (1975)	
Other Welfare Services		Self-liquidating		Transfers to Foreclosed Property	
RECREATION and CONSERVATION		Other		Balance December 31, 1975	3,969.85
Beaches and Boardwalks		Total	270,000	PROPERTY ACQUIRED BY DEED OR	
Parks, Playgrounds, Shade Trees	4,500.00	ISSUED AND OUTSTANDING		FORECLOSURE	
Land Reclamation & Conservation		School	270,000.00	Balance January 1, 1975	
Other Recreational Services		Self-liquidating		Transfers From Taxes or Liens	
EDUCATION (excluding schools)		Other		Sale for Cash (1975)	
Libraries		Total	270,000.00	Cancelled, Abated or Adjusted (1975)	
Other Educational Services		EQUALIZATION BASIS		Balance December 31, 1975	
STATUTORY EXPENDITURES		FOR NET DEBT COMPUTATION	30,395,254.67	CURRENT FINANCES DECEMBER 31, 1975	
Pensions & F. I. C. A.	6,270.00	REAL PROPERTY VALUATIONS		ASSETS	
Employee Fringe Benefits	1,500.00	Code Class # of Parcels % VAL'N		Cash Dec. 31, 1975	333,182.17
Other Statutory Expenditures		1 Vacant Land 437 2.63	336,425.00	Taxes Receivable	32,011.57
CETA And Other Public Employment Programs		2 Residential 710 55.21	7,067,900.00	Tax Title Liens	3,969.85
MUNICIPAL FUNCTIONS TOTAL	195,906.00	3 Farm 167 23.13	2,961,750.00	Foreclosed Property	
CAPITAL IMPROVEMENTS *MEMO*	17,000.00	4a Commercial 41 14.00	1,791,750.00	Emergencies & Other Deferred Charges	
DEBT SERVICE		4b Industrial 21 4.86	622,200.00	State and Federal Aid Receivable	30,588.35
Principal Payments		4c Apartments 1 .17	21,175.00	Other Receivables	
Interest Payments		Total 1377	12,801,200.00	Total	399,751.94
DEFERRED CHARGES	144.25	Land Area 24.00 Sq. Miles		LIABILITIES, RESERVES, AND SURPLUS	
SCHOOL, COUNTY, SPECIAL DISTRICT TAXES	800,120.46	Net Valuation Taxable-Municipal	12,917,843.00	Cash Liabilities	164,176.75
RESERVE FOR UNCOLLECTED TAXES	52,850.00	Net Valuation Taxable-County	32,416,327.00	Reserves for Receivables	35,981.42
EXPENDITURES TOTAL	1,049,020.71	State Equalized Valuation	36,561,327.00	Surplus Dec. 31, 1975	199,593.77
		State Equalization Ratio	35.13	Total	399,751.94

0224

Population 1970 **4,870**
 Population 1975 **4,970**
 S & P Rating **A+**
 Moody Rating

General Tax Rate Per \$100. **5.40**
 State Equalized Tax Rate **3.14**

HARRINGTON PARK BOROUGH — BERGEN CO.

Form of Government:

Borough Council

Number of Members on Governing Body 6

PER CAPITA:

Gross Debt **987.21**
 Net Debt **782.70**
 Debt Service **67.87**
 Total Tax Levy **495.38**
 Municipal Expenditures **233.95**

PER CENT:

Gross Debt **6.79**
 Net Debt **5.38**
 Tax Levy Collected **98.86**
 Tax Levy Cancelled, Abated or Adjusted **.03**

EXPENDITURES		REVENUES-REALIZED		1975 PROPERTY TAX	
GENERAL GOVERNMENT				STATE EQUALIZED TAX RATE	
Governing Body & Public Boards		1975 Property Taxes Collected	2,435,279.65	Local District School Taxes 1.11	871,836.50
Municipal Clerk		1975 Payments in Lieu of Taxes	2,604.35	Regional & Consolidated School Tax .81	634,502.01
Financial Administration		Delinquent Tax & Lien Collections	38,072.08	School Taxes in Municipal Budget	
Assessment of Taxes	7,260.00	Business Personalty Replacement Taxes	7,121.95	County Taxes .36	283,172.66
Collection of Taxes	9,075.00	Taxes from Public Utilities	150,534.54	County Library Taxes	
Planning, Housing & Development	2,400.00	Other Miscellaneous Tax Revenues		Local Municipal Purpose Taxes .84	659,664.07
Human Resources		State Aid Revenues	1,254.00	Veteran & Senior Citizen Taxes .03	24,530.00
Elections		Federal Aid Revenues		Total Taxes for Rate Computation 3.15	2,473,705.24
General Administration (other)	83,890.00	State and Local Fiscal Assistance Act Utilized	41,578.45	Special District Taxes	
JUDICIARY		Sale of Acquired Property		Bank Stock Taxes	1,980.41
Municipal Courts	13,800.00	Other Miscellaneous Revenues	75,169.98	Added and Omitted Taxes	10,889.04
PUBLIC SAFETY		Total	2,751,715.00	Total Taxes Levied - ABSTRACT	2,462,044.69
Fire Protection	35,205.00	Prior Years Surplus Appropriated	240,000.00	Total Taxes Billed	2,463,291.48
Police Protection	208,063.00	REVENUES TOTAL	2,991,715.00	1975 TAXES COLLECTED	2,435,279.65
Civil Defense & Disaster Control	150.00	Reserve For Uncollected Taxes	77,923.00	1975 Taxes Cancelled, Abated or Adjusted	748.00
Environmental Inspection & Control	1,375.00	CAPITAL OUTLAY TOTAL	97,039.09	Transfer to Tax Title Liens or Foreclosed	10.80
Other Public Safety				Balance Outstanding Dec. 31, 1975	27,253.03
PUBLIC WORKS				PRIOR YEARS TAXES OUTSTANDING	
Streets and Drainage	119,562.00	Public Enterprises		Balance January 1, 1975	20,495.39
Sewers and Sewage Processing	33,130.00	Recreation—Culture		Collected in 1975	20,495.39
Garbage and Trash Disposal	120,738.45	Public Works	97,039.09	Cancelled, Abated or Adjusted 1975	
Public Buildings and Grounds	5,050.00	Buildings and Grounds		Transfers to Tax Title Liens or Foreclosed	
Other Public Works		Library and Education		Balance December 31, 1975	
HEALTH and WELFARE		Conservation		TAX TITLE LIENS OUTSTANDING	
Health Services Except Environmental	10,065.00	All Other		Balance January 1, 1975	17,659.57
Welfare-Public Assistance	150.00	CAPITAL DEBT AUTHORIZED, DECEMBER 31, 1975		Transfer From Taxes	10.80
Hospitals, Clinics, First Aid	1,000.00	ISSUED AND UNISSUED GROSS DEBT		Redeemed in 1975	17,576.69
Animal, Insect, & Rodent Control	300.00	School	1,016,446	Cancelled, Abated or Adjusted (1975)	
Other Welfare Services		Self-liquidating		Transfers to Foreclosed Property	
RECREATION and CONSERVATION		Other	3,890,000	Balance December 31, 1975	93.68
Beaches and Boardwalks		Total	4,906,446	PROPERTY ACQUIRED BY DEED OR	
Parks, Playgrounds, Shade Trees	9,550.00			FORECLOSURE	
Land Reclamation & Conservation	350.00	ISSUED AND OUTSTANDING		Balance January 1, 1975	69,075.00
Other Recreational Services	340.00	School	1,016,446.00	Transfers From Taxes or Liens	
EDUCATION (excluding schools)		Self-Liquidating		Sale for Cash (1975)	
Libraries	14,500.00	Other	3,890,000.00	Cancelled, Abated or Adjusted (1975)	
Other Educational Services		Total	4,906,446.00	Balance December 31, 1975	69,075.00
STATUTORY EXPENDITURES		EQUALIZED VALUATION BASIS		CURRENT FINANCES DECEMBER 31, 1975	
Pensions & F. I. C. A.	31,025.00	FOR NET DEBT COMPUTATION	72,296,553.67	ASSETS	
Employee Fringe Benefits	10,000.00	REAL PROPERTY VALUATIONS		Cash Dec. 31, 1975	591,295.29
Other Statutory Expenditures		Code Class # of Parcels % VAL'N		Taxes Receivable	27,253.03
CETA And Other Public Employment Programs		1 Vacant Land 115 1.87	854,100.00	Tax Title Liens	93.68
MUNICIPAL FUNCTIONS TOTAL	716,978.45	2 Residential 1249 93.34	42,605,000.00	Foreclosed Property	69,075.00
CAPITAL IMPROVEMENTS *MEMO*		3 Farm		Emergencies & Other Deferred Charges	41,230.00
DEBT SERVICE		4a Commercial 88 4.79	2,185,300.00	State and Federal Aid Receivable	6,912.12
Principal Payments	80,000.00	4b Industrial		Other Receivables	2,461.84
Interest Payments	257,330.00	4c Apartments		Total	738,320.96
DEFERRED CHARGES	30,500.00	Total 1452	45,644,400.00	LIABILITIES, RESERVES, AND SURPLUS	
SCHOOL, COUNTY, SPECIAL DISTRICT TAXES	1,789,511.17	Land Area 2.04 Sq. Miles		Cash Liabilities	76,933.15
RESERVE FOR UNCOLLECTED TAXES	77,923.00	Net Valuation Taxable-Municipal	45,832,445.00	Reserves for Receivables	98,883.55
EXPENDITURES TOTAL	2,952,242.62	Net Valuation Taxable-County	72,673,769.00	Surplus Dec. 31, 1975	562,504.26
		State Equalized Valuation	78,683,787.00	Total	738,320.96
		State Equalization Ratio	58.15		

0904

Population 1970 **11,820**
 Population 1975 **12,155**
 S & P Rating
 Moody Rating **BAA-1**

General Tax Rate Per \$100. **4.62**
 State Equalized Tax Rate **3.31**

HARRISON TOWN — HUDSON COUNTY
 Form of Government:
 Town Council
 Number of Members on Governing Body 9

PER CAPITA: **314.32**
 Gross Debt **119.50**
 Net Debt **21.06**
 Debt Service **337.23**
 Total Tax Levy **468.23**
 Municipal Expenditures

PER CENT: **3.30**
 Gross Debt **1.26**
 Net Debt **98.16**
 Tax Levy Collected
 Tax Levy Cancelled, Abated
 or Adjusted **.21**

EXPENDITURES		REVENUES-REALIZED		1975 PROPERTY TAX	
GENERAL GOVERNMENT				STATE EQUALIZED TAX RATE	
Governing Body & Public Boards	3,400.00	1975 Property Taxes Collected	4,025,676.03	Local District School Taxes	1.67
Municipal Clerk	53,600.00	1975 Payments in Lieu of Taxes	13,300.78	Regional & Consolidated School Tax	
Financial Administration	58,650.00	Delinquent Tax & Lien Collections	424,121.75	School Taxes in Municipal Budget	.11
Assessment of Taxes	15,000.00	Business Personalty Replacement Taxes	1,012,930.37	County Taxes	1.18
Collection of Taxes	57,000.00	Taxes from Public Utilities	3,068,206.87	County Library Taxes	
Planning, Housing & Development		Other Miscellaneous Tax Revenues	44.14	Local Municipal Purpose Taxes	.32
Human Resources	5,000.00	State Aid Revenues	43,266.91	Veteran & Senior Citizen Taxes	.03
Elections	5,500.00	Federal Aid Revenues	88,046.11	Total Taxes for Rate Computation	3.31
General Administration (other)	152,650.00	State and Local Fiscal Assistance Act Utilized	364,739.04	Special District Taxes	
JUDICIARY		Sale of Acquired Property		Bank Stock Taxes	7,445.24
Municipal Courts	41,300.00	Other Miscellaneous Revenues	252,430.61	Added and Omitted Taxes	23,506.31
PUBLIC SAFETY		Total	9,292,762.61	Total Taxes Levied - ABSTRACT	4,098,988.50
Fire Protection	1,174,138.04	Prior Years Surplus Appropriated	770,000.00	Total Taxes Billed	4,101,081.29
Police Protection	1,040,351.00	REVENUES TOTAL	10,062,762.61	1975 TAXES COLLECTED	4,025,676.03
Civil Defense & Disaster Control	6,000.00	Reserve For Uncollected Taxes	299,031.66	1975 Taxes Cancelled, Abated or Adjusted	8,732.64
Environmental Inspection & Control	6,360.00	CAPITAL OUTLAY TOTAL	73,684.97	Transfer to Tax Title Liens or Foreclosed	609.71
Other Public Safety	6,800.00	Public Enterprises		Balance Outstanding Dec. 31, 1975	66,062.91
PUBLIC WORKS		Recreation—Culture	1,838.92	PRIOR YEARS TAXES OUTSTANDING	
Streets and Drainage	416,130.29	Public Works	26,100.30	Balance January 1, 1975	543,590.90
Sewers and Sewage Processing	229,057.17	Buildings and Grounds	45,745.75	Collected in 1975	424,121.75
Garbage and Trash Disposal	138,648.00	Library and Education		Cancelled, Abated or Adjusted 1975	
Public Buildings and Grounds	111,400.00	Conservation		Transfers to Tax Title Liens or Foreclosed	
Other Public Works		All Other		Balance December 31, 1975	119,469.15
HEALTH and WELFARE				TAX TITLE LIENS OUTSTANDING	
Health Services Except Environmental	104,500.00			Balance January 1, 1975	3,943.08
Welfare-Public Assistance	49,500.00			Transfer From Taxes	609.71
Hospitals, Clinics, First Aid				Redeemed in 1975	
Animal, Insect, & Rodent Control	6,500.00			Cancelled, Abated or Adjusted (1975)	
Other Welfare Services				Transfers to Foreclosed Property	
RECREATION and CONSERVATION				Balance December 31, 1975	4,552.79
Beaches and Boardwalks				PROPERTY ACQUIRED BY DEED OR	
Parks, Playgrounds, Shade Trees	101,500.00			FORECLOSURE	
Land Reclamation & Conservation				Balance January 1, 1975	31,800.00
Other Recreational Services	50,000.00			Transfers From Taxes or Liens	
EDUCATION (excluding schools)				Sale for Cash (1975)	
Libraries	112,000.00			Cancelled, Abated or Adjusted (1975)	
Other Educational Services				Balance December 31, 1975	31,800.00
STATUTORY EXPENDITURES				CURRENT FINANCES DECEMBER 31, 1975	
Pensions & F. I. C. A.	418,064.54			ASSETS	
Employee Fringe Benefits	163,000.00			Cash Dec. 31, 1975	1,632,706.06
Other Statutory Expenditures				Taxes Receivable	185,532.06
CETA And Other Public Employment Programs	94,111.75			Tax Title Liens	4,552.79
MUNICIPAL FUNCTIONS TOTAL	4,620,160.79			Foreclosed Property	31,800.00
CAPITAL IMPROVEMENTS *MEMO*	20,000.00			Emergencies & Other Deferred Charges	15,000.00
DEBT SERVICE				State and Federal Aid Receivable	136,972.15
Principal Payments	143,000.00			Other Receivables	49,212.87
Interest Payments	112,951.25			Total	2,055,775.93
TYPE I SCHL DEBT *MEMO*	160,816.25			LIABILITIES, RESERVES, AND SURPLUS	
DEFERRED CHARGES	516,143.55			Cash Liabilities	517,790.93
SCHOOL, COUNTY, SPECIAL DISTRICT TAXES	3,668,856.96			Reserves for Receivables	271,097.72
RESERVE FOR UNCOLLECTED TAXES	299,031.66			Surplus Dec. 31, 1975	1,266,887.28
EXPENDITURES TOTAL	9,360,144.21			Total	2,055,775.93

1971/3000

ABOVE DEBT SERVICE INCLUDES TYPE I SCHOOL DEBT

0808

Population 1970 2,675
 Population 1975 2,845
 S & P Rating
 Moody Rating

General Tax Rate Per \$100. 3.06
 State Equalized Tax Rate 2.73

HARRISON TOWNSHIP — GLOUCESTER COUNTY
 Form of Government:
 Township Committee
 Number of Members on Governing Body 3

PER CAPITA:
 Gross Debt 456.97
 Net Debt 215.58
 Debt Service 13.04
 Total Tax Levy 381.54
 Municipal Expenditures 151.06

PER CENT:
 Gross Debt 3.31
 Net Debt 1.56
 Tax Levy Collected 90.41
 Tax Levy Cancelled, Abated or Adjusted

EXPENDITURES		REVENUES-REALIZED		1975 PROPERTY TAX	
GENERAL GOVERNMENT				STATE EQUALIZED TAX RATE	
Governing Body & Public Boards		1975 Property Taxes Collected	987,713.60	Local District School Taxes 1.00	401,749.00
Municipal Clerk		1975 Payments in Lieu of Taxes		Regional & Consolidated School Tax .89	356,517.87
Financial Administration	6,440.00	Delinquent Tax & Lien Collections	84,252.07	School Taxes in Municipal Budget	
Assessment of Taxes	9,545.00	Business Personalty Replacement Taxes	22,771.49	County Taxes	.58 230,290.41
Collection of Taxes	8,725.00	Taxes from Public Utilities	99,361.76	County Library Taxes	
Planning, Housing & Development	6,560.00	Other Miscellaneous Tax Revenues		Local Municipal Purpose Taxes	.22 89,110.10
Human Resources		State Aid Revenues	2,950.50	Veteran & Senior Citizen Taxes	.04 16,660.00
Elections	1,250.00	Federal Aid Revenues	26,946.91	Total Taxes for Rate Computation	2.73 1,094,327.38
General Administration (other)	50,836.39	State and Local Fiscal Assistance Act Utilized	45,271.06	Special District Taxes	
JUDICIARY		Sale of Acquired Property		Bank Stock Taxes	2,803.10
Municipal Courts	7,840.00	Other Miscellaneous Revenues	76,423.79	Added and Omitted Taxes	5,009.90
PUBLIC SAFETY		Total	1,345,691.18	Total Taxes Levied - ABSTRACT	1,085,480.38
Fire Protection	14,600.00	Prior Years Surplus Appropriated	20,000.00	Total Taxes Billed	1,092,440.38
Police Protection	48,452.06	REVENUES TOTAL	1,365,691.18	1975 TAXES COLLECTED	987,713.60
Civil Defense & Disaster Control	1,525.00	Reserve For Uncollected Taxes	100,641.32	1975 Taxes Cancelled, Abated or Adjusted	
Environmental Inspection & Control	940.00	CAPITAL OUTLAY TOTAL	110,434.74	Transfer to Tax Title Liens or Foreclosed	
Other Public Safety				Balance Outstanding Dec. 31, 1975	104,726.78
PUBLIC WORKS				PRIOR YEARS TAXES OUTSTANDING	
Streets and Drainage	29,600.74	Public Enterprises		Balance January 1, 1975	79,336.58
Sewers and Sewage-Processing	10,872.50	Recreation—Culture		Collected in 1975	72,750.28
Garbage and Trash Disposal	24,800.00	Public Works	6,191.00	Cancelled, Abated or Adjusted 1975	
Public Buildings and Grounds	6,660.00	Buildings and Grounds	104,243.74	Transfers to Tax Title Liens or Foreclosed	
Other Public Works		Library and Education		Balance December 31, 1975	6,586.30
HEALTH and WELFARE		Conservation		TAX TITLE LIENS OUTSTANDING	
Health Services Except Environmental	5,620.16	All Other		Balance January 1, 1975	11,502.34
Welfare-Public Assistance	1,876.05	CAPITAL DEBT AUTHORIZED, DECEMBER 31, 1975		Transfer From Taxes	
Hospitals, Clinics, First Aid	100.00	ISSUED AND UNISSUED		Redeemed in 1975	11,501.79
Animal, Insect, & Rodent Control		School	686,747	Cancelled, Abated or Adjusted (1975)	
Other Welfare Services		Self-liquidating		Transfers to Foreclosed Property	
RECREATION and CONSERVATION		Other	613,331	Balance December 31, 1975	.55
Beaches and Boardwalks		Total	1,300,078	PROPERTY ACQUIRED BY DEED OR FORECLOSURE	
Parks, Playgrounds, Shade Trees				Balance January 1, 1975	
Land Reclamation & Conservation	350.00	ISSUED AND OUTSTANDING		Transfers From Taxes or Liens	
Other Recreational Services	2,549.56	School	686,747.00	Sale for Cash (1975)	
EDUCATION (excluding schools)		Self-Liquidating		Cancelled, Abated or Adjusted (1975)	
Libraries		Other	613,261.00	Balance December 31, 1975	
Other Educational Services		Total	1,300,008.00	CURRENT FINANCES DECEMBER 31, 1975	
STATUTORY EXPENDITURES		EQUALIZED VALUATION BASIS		ASSETS	
Pensions & F. I. C. A.	10,468.00	FOR NET DEBT COMPUTATION	39,245,469.33	Cash Dec. 31, 1975	340,927.71
Employee Fringe Benefits	1,950.00	REAL PROPERTY VALUATIONS		Taxes Receivable	111,313.08
Other Statutory Expenditures		Code Class # of Parcels % VAL'N		Tax Title Liens	.55
CETA And Other Public Employment Programs	35,452.02	1 Vacant Land 156 3.92	1,373,700.00	Foreclosed Property	
MUNICIPAL FUNCTIONS TOTAL	287,012.48	2 Residential 616 57.17	20,054,400.00	Emergencies & Other Deferred Charges	28,156.92
CAPITAL IMPROVEMENTS * MEMO*	33,219.00	3 Farm 443 31.41	11,021,450.00	State and Federal Aid Receivable	17,606.00
DEBT SERVICE		4a Commercial 49 7.14	2,503,800.00	Other Receivables	42,207.18
Principal Payments	10,000.00	4b Industrial		Total	540,211.44
Interest Payments	27,086.00	4c Apartments 2 .36	127,500.00	LIABILITIES, RESERVES, AND SURPLUS	
		Total 1266	35,080,850.00	Cash Liabilities	69,849.57
DEFERRED CHARGES	5,020.00	Land Area 19.08 Sq. Miles		Reserves for Receivables	153,520.81
SCHOOL, COUNTY, SPECIAL DISTRICT TAXES	988,557.28	Net Valuation Taxable-Municipal	35,763,226.00	Surplus Dec. 31, 1975	316,841.06
RESERVE FOR UNCOLLECTED TAXES	100,641.32	Net Valuation Taxable-County	39,529,784.00		
EXPENDITURES TOTAL	1,418,317.08	State Equalized Valuation	39,905,151.00	Total	540,211.44
		State Equalization Ratio	89.44		

1509

Population 1970 320
Population 1975 490
S & P Rating
Moody Rating

General Tax Rate Per \$100. 2.01
State Equalized Tax Rate 1.54

HARVEY CEDARS BOROUGH — OCEAN COUNTY

Form of Government:
Commission (1911)
Number of Members on Governing Body 3

PER CAPITA: 5,111.87
Gross Debt 437.76
Net Debt 88.67
Debt Service 1,582.06
Total Tax Levy 1,023.98
Municipal Expenditures

PER CENT:
Gross Debt 5.66
Net Debt .48
Tax Levy Collected 94.17
Tax Levy Cancelled, Abated or Adjusted

EXPENDITURES		REVENUES-REALIZED		1975 PROPERTY TAX	
GENERAL GOVERNMENT		STATE EQUALIZED TAX RATE		↓	
Governing Body & Public Boards		1975 Property Taxes Collected	730,035.09	Local District School Taxes	.18 91,054.04
Municipal Clerk		1975 Payments in Lieu of Taxes		Regional & Consolidated School Tax	.33 169,140.67
Financial Administration	1,400.00	Delinquent Tax & Lien Collections	40,639.97	School Taxes in Municipal Budget	
Assessment of Taxes	6,900.00	Business Personalty Replacement Taxes	1,929.89	County Taxes	.40 199,821.09
Collection of Taxes	10,250.00	Taxes from Public Utilities	40,566.32	County Library Taxes	.02 9,801.25
Planning, Housing & Development	400.00	Other Miscellaneous Tax Revenues		Local Municipal Purpose Taxes	.60 303,492.90
Human Resources		State Aid Revenues	1,576.50	Veteran & Senior Citizen Taxes	.01 4,900.00
Elections	1,100.00	Federal Aid Revenues		Total Taxes for Rate Computation	1.54 778,209.95
General Administration (other)	36,100.00	State and Local Fiscal Assistance Act Utilized	8,196.00	Special District Taxes	
JUDICIARY		Sale of Acquired Property		Bank Stock Taxes	507.10
Municipal Courts	4,000.00	Other Miscellaneous Revenues	42,662.74	Added and Omitted Taxes	1,392.54
PUBLIC SAFETY		Total	865,656.51	Total Taxes Levied - ABSTRACT	775,209.59
Fire Protection	10,000.00	Prior Years Surplus Appropriated	100,000.00	Total Taxes Billed	775,209.59
Police Protection	80,400.00	REVENUES TOTAL	965,656.51	1975 TAXES COLLECTED	730,035.09
Civil Defense & Disaster Control	1,000.00	Reserve For Uncollected Taxes	70,950.00	1975 Taxes Cancelled, Abated or Adjusted	
Environmental Inspection & Control	7,400.00	CAPITAL OUTLAY TOTAL	181,339.47	Transfer to Tax Title Liens or Foreclosed	
Other Public Safety				Balance Outstanding Dec. 31, 1975	45,174.50
PUBLIC WORKS				PRIOR YEARS TAXES OUTSTANDING	
Streets and Drainage	56,900.00	Public Enterprises	177,086.51	Balance January 1, 1975	40,365.21
Sewers and Sewage Processing		Recreation—Culture		Collected in 1975	39,761.06
Garbage and Trash Disposal	33,700.00	Public Works		Cancelled, Abated or Adjusted 1975	
Public Buildings and Grounds	13,750.00	Buildings and Grounds	4,252.96	Transfers to Tax Title Liens or Foreclosed	
Other Public Works		Library and Education		Balance December 31, 1975	604.15
HEALTH and WELFARE		Conservation		TAX TITLE LIENS OUTSTANDING	
Health Services Except Environmental	1,900.00	All Other		Balance January 1, 1975	3,163.38
Welfare-Public Assistance		CAPITAL DEBT AUTHORIZED, DECEMBER 31, 1975		Transfer From Taxes	
Hospitals, Clinics, First Aid	3,000.00	ISSUED AND UNISSUED		Redeemed in 1975	928.91
Animal, Insect, & Rodent Control	1,700.00	School	272,818	Cancelled, Abated or Adjusted (1975)	
Other Welfare Services		Self-liquidating	2,017,500	Transfers to Foreclosed Property	
RECREATION and CONSERVATION		Other	214,500	Balance December 31, 1975	2,234.47
Beaches and Boardwalks	53,900.00	Total	2,504,818	PROPERTY ACQUIRED BY DEED OR FORECLOSURE	
Parks, Playgrounds, Shade Trees				Balance January 1, 1975	165.00
Land Reclamation & Conservation				Transfers From Taxes or Liens	
Other Recreational Services	25,200.00			Sale for Cash (1975)	
EDUCATION (excluding schools)				Cancelled, Abated or Adjusted (1975)	
Libraries	150.00			Balance December 31, 1975	165.00
Other Educational Services				CURRENT FINANCES DECEMBER 31, 1975	
STATUTORY EXPENDITURES				ASSETS	
Pensions & F. I. C. A.	17,000.00			Cash Dec. 31, 1975	374,368.99
Employee Fringe Benefits	10,000.00			Taxes Receivable	45,778.65
Other Statutory Expenditures				Tax Title Liens	2,234.47
CETA And Other Public Employment Programs				Foreclosed Property	- 165.00
MUNICIPAL FUNCTIONS TOTAL	376,150.00			Emergencies & Other Deferred Charges	2,500.00
CAPITAL IMPROVEMENTS *MEMO*	7,550.00			State and Federal Aid Receivable	17,250.50
DEBT SERVICE				Other Receivables	1,324.17
Principal Payments	31,000.00			Total	443,621.78
Interest Payments	12,450.00			LIABILITIES, RESERVES, AND SURPLUS	
DEFERRED CHARGES	11,200.00			Cash Liabilities	230,601.30
SCHOOL, COUNTY, SPECIAL DISTRICT TAXES	469,817.05			Reserves for Receivables	49,502.29
RESERVE FOR UNCOLLECTED TAXES	70,950.00			Surplus Dec. 31, 1975	163,518.19
EXPENDITURES TOTAL	971,567.05			Total	443,621.78

0225

Population 1970 **13,660**
 Population 1975 **13,615**
 S & P Rating
 Moody Rating

General Tax Rate Per \$100. **4.78**
 State Equalized Tax Rate **2.31**

HASBROUCK HEIGHTS BOROUGH — BERGEN COUNTY

Form of Government:
 Borough Council
 Number of Members on Governing Body 6

PER CAPITA:		PER CENT:	
Gross Debt	50.63	Gross Debt	.38
Net Debt	27.79	Net Debt	.21
Debt Service	5.77	Tax Levy Collected	95.86
Total Tax Levy	343.52	Tax Levy Cancelled, Abated or Adjusted	.05
Municipal Expenditures	152.42		

EXPENDITURES		REVENUES-REALIZED		1975 PROPERTY TAX	
GENERAL GOVERNMENT				STATE EQUALIZED TAX RATE — 1.34	
Governing Body & Public Boards	4,000.00	1975 Property Taxes Collected	4,487,663.24	Local District School Taxes	2,739,470.90
Municipal Clerk	34,682.00	1975 Payments in Lieu of Taxes		Regional & Consolidated School Tax	
Financial Administration	7,000.00	Delinquent Tax & Lien Collections	139,000.01	School Taxes in Municipal Budget	
Assessment of Taxes	12,289.54	Business Personalty Replacement Taxes	71,632.95	County Taxes	.36 743,908.02
Collection of Taxes	34,465.12	Taxes from Public Utilities	333,205.96	County Library Taxes	
Planning, Housing & Development		Other Miscellaneous Tax Revenues		Local Municipal Purpose Taxes	.57 1,168,002.86
Human Resources		State Aid Revenues	4,893.70	Veteran & Senior Citizen Taxes	.04 87,390.00
Elections	2,516.46	Federal Aid Revenues	13,954.74	Total Taxes for Rate Computation	2.31 4,738,771.78
General Administration (other)	134,895.41	State and Local Fiscal Assistance Act Utilized	82,459.41	Special District Taxes	
JUDICIARY		Sale of Acquired Property		Bank Stock Taxes	8,205.70
Municipal Courts	22,871.65	Other Miscellaneous Revenues	166,204.64	Added and Omitted Taxes	17,384.50
PUBLIC SAFETY		Total	5,299,014.65	Total Taxes Levied - ABSTRACT	4,676,971.98
Fire Protection	63,988.29	Prior Years Surplus Appropriated	155,000.00	Total Taxes Billed	4,681,336.68
Police Protection	572,855.70	REVENUES TOTAL	5,454,014.65	1975 TAXES COLLECTED	4,487,663.24
Civil Defense & Disaster Control	6.00	Reserve For Uncollected Taxes	139,399.41	1975 Taxes Cancelled, Abated or Adjusted	2,310.26
Environmental Inspection & Control	5,810.46	CAPITAL OUTLAY TOTAL	84,161.41	Transfer to Tax Title Liens or Foreclosed	1,548.72
Other Public Safety				Balance Outstanding Dec. 31, 1975	189,814.46
PUBLIC WORKS				PRIOR YEARS TAXES OUTSTANDING	
Streets and Drainage	170,329.66	Public Enterprises		Balance January 1, 1975	142,421.24
Sewers and Sewage Processing	184,168.55	Recreation—Culture		Collected in 1975	139,000.01
Garbage and Trash Disposal	158,243.40	Public Works	84,161.41	Cancelled, Abated or Adjusted 1975	73.51
Public Buildings and Grounds	50,047.04	Buildings and Grounds		Transfers to Tax Title Liens or Foreclosed	908.70
Other Public Works		Library and Education		Balance December 31, 1975	2,439.02
HEALTH and WELFARE		Conservation		TAX TITLE LIENS OUTSTANDING	
Health Services Except Environmental	28,558.25	All Other		Balance January 1, 1975	5,779.38
Welfare-Public Assistance	5,534.30	CAPITAL DEBT AUTHORIZED, DECEMBER 31, 1975		Transfer From Taxes	2,546.22
Hospitals, Clinics, First Aid		ISSUED AND UNISSUED GROSS DEBT		Redeemed in 1975	
Animal, Insect, & Rodent Control	1,974.71	School	311,000	Cancelled, Abated or Adjusted (1975)	
Other Welfare Services		Self-liquidating		Transfers to Foreclosed Property	
RECREATION and CONSERVATION		Other	378,340	Balance December 31, 1975	8,325.60
Beaches and Boardwalks		Total	689,340	PROPERTY ACQUIRED BY DEED OR FORECLOSURE	
Parks, Playgrounds, Shade Trees	70,845.33	ISSUED AND OUTSTANDING		Balance January 1, 1975	313,430.00
Land Reclamation & Conservation		School	311,000.00	Transfers From Taxes or Liens	
Other Recreational Services	33,883.61	Self-Liquidating		Sale for Cash (1975)	
EDUCATION (excluding schools)		Other	334,400.00	Cancelled, Abated or Adjusted (1975)	
Libraries	63,591.56	Total	645,400.00	Balance December 31, 1975	313,430.00
Other Educational Services		EQUALIZED VALUATION BASIS		CURRENT FINANCES DECEMBER 31, 1975	
STATUTORY EXPENDITURES		FOR NET DEBT COMPUTATION	182,384,672.67	ASSETS	
Pensions & F. I. C. A.	131,537.44	REAL PROPERTY VALUATIONS		Cash Dec. 31, 1975	142,775.40
Employee Fringe Benefits	32,967.10	Code Class # of Parcels % VAL'N		Taxes Receivable	192,253.48
Other Statutory Expenditures		1 Vacant Land 254 1.52	1,500,750.00	Tax Title Liens	8,325.60
CETA And Other Public Employment Programs	12,771.82	2 Residential 3232 75.90	74,787,240.00	Foreclosed Property	313,430.00
MUNICIPAL FUNCTIONS TOTAL	1,839,833.40	3 Farm		Emergencies & Other Deferred Charges	22,297.28
CAPITAL IMPROVEMENTS * MEMO *	7,000.00	4a Commercial 121 12.63	12,445,100.00	State and Federal Aid Receivable	
DEBT SERVICE		4b Industrial 18 2.68	2,640,600.00	Other Receivables	2,516.28
Principal Payments	59,300.00	4c Apartments 23 7.27	7,160,550.00	Total	681,598.04
Interest Payments	19,320.00	Total 3648	98,534,240.00	LIABILITIES, RESERVES, AND SURPLUS	
DEFERRED CHARGES	17,285.93	Land Area 1.50 Sq. Miles		Cash Liabilities	56,501.32
SCHOOL, COUNTY, SPECIAL DISTRICT TAXES	3,483,378.92	Net Valuation Taxable-Municipal	99,170,271.00	Reserves for Receivables	516,525.36
RESERVE FOR UNCOLLECTED TAXES	139,399.41	Net Valuation Taxable-County	190,897,225.00	Surplus Dec. 31, 1975	108,571.36
EXPENDITURES TOTAL	5,558,517.66	State Equalized Valuation	203,716,215.00	Total	681,598.04
		State Equalization Ratio	48.52		

0226

Population 1970 **3,760**
 Population 1975 **3,780**
 S & P Rating
 Moody Rating

General Tax Rate Per \$100. **4.30**
 State Equalized Tax Rate **2.63**

HAWORTH BOROUGH — BERGEN COUNTY

Form of Government:

Borough Council

Number of Members on Governing Body 6

PER CAPITA:

Gross Debt **1,937.90**
 Net Debt **1,825.49**
 Debt Service **29.67**
 Total Tax Levy **515.87**
 Municipal Expenditures **247.34**

PER CENT:

Gross Debt **10.76**
 Net Debt **10.14**
 Tax Levy Collected **97.09**
 Tax Levy Cancelled, Abated or Adjusted **.03**

EXPENDITURES		REVENUES-REALIZED		1975 PROPERTY TAX	
GENERAL GOVERNMENT				STATE EQUALIZED TAX RATE 1.10	
Governing Body & Public Boards		1975 Property Taxes Collected	1,897,697.93	Local District School Taxes	817,664.50
Municipal Clerk		1975 Payments in Lieu of Taxes		Regional & Consolidated School Tax	588,444.25
Financial Administration	8,870.00	Delinquent Tax & Lien Collections	35,623.67	School Taxes in Municipal Budget	
Assessment of Taxes	3,483.36	Business Personalty Replacement Taxes	10,768.16	County Taxes	263,234.94
Collection of Taxes	6,315.00	Taxes from Public Utilities	209,664.78	County Library Taxes	
Planning, Housing & Development	2,091.00	Other Miscellaneous Tax Revenues		Local Municipal Purpose Taxes	274,376.12
Human Resources		State Aid Revenues	1,372.50	Veteran & Senior Citizen Taxes	21,260.00
Elections	694.00	Federal Aid Revenues		Total Taxes for Rate Computation	1,964,979.81
General Administration (other)	71,671.00	State and Local Fiscal Assistance Act Utilized	29,282.90	Special District Taxes	
JUDICIARY		Sale of Acquired Property	9,600.00	Bank Stock Taxes	2,064.95
Municipal Courts	6,265.00	Other Miscellaneous Revenues	114,002.37	Added and Omitted Taxes	4,207.96
PUBLIC SAFETY		Total	2,308,012.31	Total Taxes Levied - ABSTRACT	1,949,992.72
Fire Protection	32,125.00	Prior Years Surplus Appropriated	300,000.00	Total Taxes Billed	1,954,650.32
Police Protection	222,696.00	REVENUES TOTAL	2,608,012.31	1975 TAXES COLLECTED	1,897,697.93
Civil Defense & Disaster Control	175.00	Reserve For Uncollected Taxes	59,323.05	1975 Taxes Cancelled, Abated or Adjusted	594.04
Environmental Inspection & Control	2,650.00	CAPITAL OUTLAY TOTAL	1,059,678.89	Transfer to Tax Title Liens or Foreclosed	2,627.30
Other Public Safety		Public Enterprises		Balance Outstanding Dec. 31, 1975	53,731.05
PUBLIC WORKS		Recreation—Culture		PRIOR YEARS TAXES OUTSTANDING	
Streets and Drainage	110,054.00	Public Works	1,042,376.89	Balance January 1, 1975	80,048.16
Sewers and Sewage Processing	22,850.00	Buildings and Grounds	17,302.00	Collected in 1975	35,623.67
Garbage and Trash Disposal	53,700.00	Library and Education		Cancelled, Abated or Adjusted 1975	321.91
Public Buildings and Grounds	10,710.00	Conservation		Transfers to Tax Title Liens or Foreclosed	208.28
Other Public Works	36,030.00	All Other		Balance December 31, 1975	43,894.30
HEALTH and WELFARE		CAPITAL DEBT AUTHORIZED, DECEMBER 31, 1975		TAX TITLE LIENS OUTSTANDING	
Health Services Except Environmental	13,342.00	ISSUED AND UNISSUED		Balance January 1, 1975	2,526.37
Welfare-Public Assistance	310.00	School	424,918	Transfer From Taxes	3,018.76
Hospitals, Clinics, First Aid		Self-liquidating		Redeemed in 1975	
Animal, Insect, & Rodent Control		Other	6,900,355	Cancelled, Abated or Adjusted (1975)	
Other Welfare Services		Total	7,325,273	Transfers to Foreclosed Property	
RECREATION and CONSERVATION		ISSUED AND OUTSTANDING		Balance December 31, 1975	5,545.13
Beaches and Boardwalks		School	424,918.00	PROPERTY ACQUIRED BY DEED OR	
Parks, Playgrounds, Shade Trees	56,488.00	Self-Liquidating		FORECLOSURE	
Land Reclamation & Conservation		Other	4,588,355.00	Balance January 1, 1975	104,786.00
Other Recreational Services	14,453.90	Total	5,013,273.00	Transfers From Taxes or Liens	
EDUCATION (excluding schools)		EQUALIZED VALUATION BASIS		Sale for Cash (1975)	9,600.00
Libraries	24,182.00	FOR NET DEBT COMPUTATION	68,048,291.67	Cancelled, Abated or Adjusted (1975)	
Other Educational Services		REAL PROPERTY VALUATIONS		Balance December 31, 1975	95,186.00
STATUTORY EXPENDITURES		Code Class # of Parcels % VAL'N		CURRENT FINANCES DECEMBER 31, 1975	
Pensions & F. I. C. A.	39,506.00	1 Vacant Land 70 .89	405,000.00	ASSETS	
Employee Fringe Benefits	10,046.64	2 Residential 1047 85.90	39,178,000.00	Cash Dec. 31, 1975	339,467.87
Other Statutory Expenditures		3 Farm 1 .14	64,100.00	Taxes Receivable	97,625.35
CETA And Other Public Employment Programs		4a Commercial 45 13.07	5,963,400.00	Tax Title Liens	5,545.13
MUNICIPAL FUNCTIONS		4b Industrial		Foreclosed Property	95,186.00
CAPITAL IMPROVEMENTS *MEMO†	748,707.90	4c Apartments		Emergencies & Other Deferred Charges	34,221.00
DEBT SERVICE		Total	45,610,500.00	State and Federal Aid Receivable	15,097.50
Principal Payments	47,000.00	Land Area 1.97 Sq. Miles		Other Receivables	3,121.16
Interest Payments	65,141.95	Net Valuation Taxable-Municipal	45,770,870.00	Total	590,264.01
DEFERRED CHARGES	14,780.00	Net Valuation Taxable-County	69,580,402.00	LIABILITIES, RESERVES, AND SURPLUS	
SCHOOL, COUNTY, SPECIAL DISTRICT TAXES	1,669,343.69	State Equalized Valuation	74,508,433.00	Cash Liabilities	103,563.40
RESERVE FOR UNCOLLECTED TAXES	59,323.05	State Equalization Ratio	61.35	Reserves for Receivables	201,477.64
EXPENDITURES TOTAL	2,604,296.59			Surplus Dec. 31, 1975	285,222.97

1604

Population 1970 **19,200**
 Population 1975 **19,255**
 S & P Rating
 Moody Rating

General Tax Rate Per \$100. **3.16**
 State Equalized Tax Rate **2.41**

HAWTHORNE BOROUGH — PASSAIC COUNTY

Form of Government:

Commission (1911)

Number of Members on Governing Body 3

PER CAPITA:

Gross Debt **214.70**
 Net Debt **39.38**
 Debt Service **.88**
 Total Tax Levy **357.83**
 Municipal Expenditures **136.80**

PER CENT:

Gross Debt **1.54**
 Net Debt **.28**
 Tax Levy Collected **97.89**
 Tax Levy Cancelled, Abated or Adjusted **.08**

EXPENDITURES		REVENUES-REALIZED		1975 PROPERTY TAX	
GENERAL GOVERNMENT				STATE EQUALIZED TAX RATE 1.52	
Governing Body & Public Boards		1975 Property Taxes Collected	6,756,074.30	Local District School Taxes	4,393,643.62
Municipal Clerk	33,660.00	1975 Payments in Lieu of Taxes	.	Regional & Consolidated School Tax	
Financial Administration	12,800.00	Delinquent Tax & Lien Collections	127,016.72	School Taxes in Municipal Budget	
Assessment of Taxes	22,550.00	Business Personalty Replacement Taxes	220,556.77	County Taxes	1,706,572.98
Collection of Taxes	53,275.00	Taxes from Public Utilities	413,021.51	County Library Taxes	
Planning, Housing & Development	17,065.00	Other Miscellaneous Tax Revenues		Local Municipal Purpose Taxes	736,038.12
Human Resources		State Aid Revenues	6,516.00	Veteran & Senior Citizen Taxes	126,580.00
Elections	12,200.00	Federal Aid Revenues	76,048.00	Total Taxes for Rate Computation	6,962,834.72
General Administration (other)	104,925.00	State and Local Fiscal Assistance Act Utilized	135,397.19	Special District Taxes	
JUDICIARY		Sale of Acquired Property		Bank Stock Taxes	19,499.93
Municipal Courts	22,655.00	Other Miscellaneous Revenues	299,970.38	Added and Omitted Taxes	34,252.40
PUBLIC SAFETY		Total	6,034,700.87	Total Taxes Levied - ABSTRACT	6,890,007.05
Fire Protection	112,140.00	Prior Years Surplus Appropriated	750,000.00	Total Taxes Billed	6,902,025.99
Police Protection	465,989.00	REVENUES TOTAL	6,784,700.87	1975 TAXES COLLECTED	6,756,074.30
Civil Defense & Disaster Control	1,400.00	Reserve For Uncollected Taxes	411,842.40	1975 Taxes Cancelled, Abated or Adjusted	5,676.76
Environmental Inspection & Control	19,910.00	CAPITAL OUTLAY TOTAL	239,307.09	Transfer to Tax Title Liens or Foreclosed	2,069.80
Other Public Safety		Public Enterprises	4,079.04	Balance Outstanding Dec. 31, 1975	138,205.13
PUBLIC WORKS		Recreation—Culture		PRIOR YEARS TAXES OUTSTANDING	
Streets and Drainage	237,380.00	Public Works	235,228.05	Balance January 1, 1975	122,400.89
Sewers and Sewage Processing	154,300.00	Buildings and Grounds		Collected in 1975	121,836.89
Garbage and Trash Disposal	200,000.00	Library and Education		Cancelled, Abated or Adjusted 1975	
Public Buildings and Grounds	24,640.00	Conservation		Transfers to Tax Title Liens or Foreclosed	564.00
Other Public Works	42,500.00	All Other		Balance December 31, 1975	
HEALTH and WELFARE		CAPITAL DEBT AUTHORIZED, DECEMBER 31, 1975		TAX TITLE LIENS OUTSTANDING	
Health Services Except Environmental	61,580.00	ISSUED AND UNISSUED		Balance January 1, 1975	15,167.00
Welfare-Public Assistance	4,340.00	School	3,374,000	Transfer From Taxes	2,760.34
Hospitals, Clinics, First Aid		Self-liquidating	290,000	Redeemed in 1975	5,179.83
Animal, Insect, & Rodent Control		Other	470,034	Cancelled, Abated or Adjusted (1975)	148.83
Other Welfare Services	1,500.00	Total	4,134,034	Transfers to Foreclosed Property	
RECREATION and CONSERVATION		ISSUED AND OUTSTANDING		Balance December 31, 1975	12,598.68
Beaches and Boardwalks		School	3,374,000.00	PROPERTY ACQUIRED BY DEED OR FORECLOSURE	
Parks, Playgrounds, Shade Trees	18,090.00	Self-liquidating	290,000.00	Balance January 1, 1975	28,055.00
Land Reclamation & Conservation		Other	275,000.00	Transfers From Taxes or Liens	
Other Recreational Services	111,885.00	Total	3,939,000.00	Sale for Cash (1975)	
EDUCATION (excluding schools)		EQUALIZED VALUATION BASIS		Cancelled, Abated or Adjusted (1975)	
Libraries	220,672.19	FOR NET DEBT COMPUTATION	267,834,530.33	Balance December 31, 1975	28,055.00
Other Educational Services		REAL PROPERTY VALUATIONS		CURRENT FINANCES DECEMBER 31, 1975	
STATUTORY EXPENDITURES		Code Class # of Parcels % VAL'N		ASSETS	
Pensions & F. I. C. A.	134,500.00	1 Vacant Land 201 1.65	3,614,200.00	Cash Dec. 31, 1975	1,509,396.49
Employee Fringe Benefits	39,200.00	2 Residential 4775 74.35	163,137,900.00	Taxes Receivable	138,205.13
Other Statutory Expenditures		3 Farm 3 .01	21,400.00	Tax Title Liens	12,598.68
CETA And Other Public Employment Programs	76,200.00	4a Commercial 269 9.78	21,467,400.00	Foreclosed Property	28,055.00
MUNICIPAL FUNCTIONS TOTAL	2,205,356.19	4b Industrial 111 11.75	25,780,800.00	Emergencies & Other Deferred Charges	
CAPITAL IMPROVEMENTS *M&MC*	65,000.00	4c Apartments 11 2.46	5,395,400.00	State and Federal Aid Receivable	7,992.30
DEBT SERVICE		Total 5370	219,417,100.00	Other Receivables	10.00
Principal Payments	10,000.00	Land Area 3.44 Sq. Miles		Total	1,696,257.60
Interest Payments	6,900.00	Net Valuation Taxable-Municipal	220,656,806.00	LIABILITIES, RESERVES, AND SURPLUS	
DEFERRED CHARGES		Net Valuation Taxable-County	284,741,436.00	Cash Liabilities	628,962.15
SCHOOL, COUNTY, SPECIAL DISTRICT TAXES	6,100,216.60	State Equalized Valuation	288,318,336.00	Reserves for Receivables	178,868.81
RESERVE FOR UNCOLLECTED TAXES	411,842.40	State Equalization Ratio	76.44	Surplus Dec. 31, 1975	886,426.64
EXPENDITURES TOTAL	8,734,315.19			Total	1,696,257.60

1339

Population 1970 22,305
 Population 1975 23,000
 S & P Rating
 Moody Rating BAA-1

General Tax Rate Per \$100. 5.32
 State Equalized Tax Rate 3.31

HAZLET TOWNSHIP — MONMOUTH COUNTY

Form of Government:

Township Committee

Number of Members on Governing Body 5

PER CAPITA:

Gross Debt 398.42
 Net Debt 99.80
 Debt Service 8.94
 Total Tax Levy 291.05
 Municipal Expenditures 117.86

PER CENT:

Gross Debt 4.84
 Net Debt 1.21
 Tax Levy Collected 95.98
 Tax Levy Cancelled, Abated or Adjusted .01

EXPENDITURES		REVENUES-REALIZED		1975 PROPERTY TAX	
GENERAL GOVERNMENT				STATE EQUALIZED TAX RATE	
Governing Body & Public Boards	100.00	1975 Property Taxes Collected	6,425,079.19	Local District School Taxes	2.10
Municipal Clerk		1975 Payments in Lieu of Taxes		Regional & Consolidated School Tax	
Financial Administration	14,900.00	Delinquent Tax & Lien Collections	153,911.41	School Taxes in Municipal Budget	
Assessment of Taxes	32,020.00	Business Personalty Replacement Taxes	135,330.53	County Taxes	.60
Collection of Taxes	39,280.00	Taxes from Public Utilities	339,145.28	County Library Taxes	.02
Planning, Housing & Development	23,725.00	Other Miscellaneous Tax Revenues		Local Municipal Purpose Taxes	.52
Human Resources		State Aid Revenues	25,561.50	Veteran & Senior Citizen Taxes	.05
Elections		Federal Aid Revenues	222,063.46	Total Taxes for Rate Computation	3.29
General Administration (other)	381,074.70	State and Local Fiscal Assistance Act Utilized	180,023.00	Special District Taxes	
JUDICIARY		Sale of Acquired Property		Bank Stock Taxes	4,780.15
Municipal Courts	32,385.00	Other Miscellaneous Revenues	284,785.46	Added and Omitted Taxes	17,548.22
PUBLIC SAFETY		Total	7,765,899.83	Total Taxes Levied - ABSTRACT	6,694,241.85
Fire Protection	160,410.00	Prior Years Surplus Appropriated	309,000.00	Total Taxes Billed	6,694,241.85
Police Protection	563,254.00	REVENUES TOTAL	8,074,899.83	1975 TAXES COLLECTED	6,425,079.19
Civil Defense & Disaster Control	10,500.00	Reserve For Uncollected Taxes	200,209.00	1975 Taxes Cancelled, Abated or Adjusted	480.00
Environmental Inspection & Control	23,000.00	CAPITAL OUTLAY TOTAL	891,159.96	Transfer to Tax Title Liens or Foreclosed	
Other Public Safety		Public Enterprises	1,500.00	Balance Outstanding Dec. 31, 1975	268,682.66
PUBLIC WORKS		Recreation—Culture		PRIOR YEARS TAXES OUTSTANDING	
Streets and Drainage	392,670.00	Public Works		Balance January 1, 1975	144,207.62
Sewers and Sewage Processing	8,000.00	Buildings and Grounds	889,659.96	Collected in 1975	143,024.37
Garbage and Trash Disposal		Library and Education		Cancelled, Abated or Adjusted 1975	
Public Buildings and Grounds	39,800.00	Conservation		Transfers to Tax Title Liens or Foreclosed	
Other Public Works	13,000.00	All Other		Balance December 31, 1975	1,183.25
HEALTH and WELFARE		CAPITAL DEBT AUTHORIZED, DECEMBER 31, 1975		TAX TITLE LIENS OUTSTANDING	
Health Services Except Environmental	59,609.79	ISSUED AND UNISSUED		Balance January 1, 1975	36,273.38
Welfare-Public Assistance	16,284.00	School	6,455,000	Transfer From Taxes	
Hospitals, Clinics, First Aid	3,000.00	Self-liquidating	588,000	Redeemed in 1975	10,887.04
Animal, Insect, & Rodent Control		Other	2,120,648	Cancelled, Abated or Adjusted (1975)	
Other Welfare Services		Total	9,163,648	Transfers to Foreclosed Property	
RECREATION and CONSERVATION		ISSUED AND OUTSTANDING		Balance December 31, 1975	25,386.34
Beaches and Boardwalks	1,500.00	School	6,455,000.00	PROPERTY ACQUIRED BY DEED OR	
Parks, Playgrounds, Shade Trees	11,500.00	Self-Liquidating	588,000.00	FORECLOSURE	
Land Reclamation & Conservation	93,945.30	Other	2,050,000.00	Balance January 1, 1975	137,250.00
Other Recreational Services		Total	9,093,000.00	Transfers From Taxes or Liens	
EDUCATION (excluding schools)		EQUALIZED VALUATION BASIS		Sale for Cash (1975)	
Libraries	15,875.00	FOR NET DEBT COMPUTATION	189,254,276.00	Cancelled, Abated or Adjusted (1975)	
Other Educational Services		REAL PROPERTY VALUATIONS		Balance December 31, 1975	137,250.00
STATUTORY EXPENDITURES		Code Class # of Parcels % VAL'N		CURRENT FINANCES DECEMBER 31, 1975	
Pensions & F. I. C. A.	99,395.34	ASSESSED VALUATION		ASSETS	
Employee Fringe Benefits		1 Vacant Land 509 3.91	4,962,600.00	Cash Dec. 31, 1975	663,698.15
Other Statutory Expenditures		2 Residential 4795 77.98	98,989,200.00	Taxes Receivable	269,865.91
CETA And Other Public Employment Programs	238,186.30	3 Farm 17 .51	642,900.00	Tax Title Liens	25,386.34
MUNICIPAL FUNCTIONS TOTAL	2,273,414.43	4a Commercial 162 15.75	19,990,950.00	Foreclosed Property	137,250.00
CAPITAL IMPROVEMENTS *MEMO*	5,000.00	4b Industrial 6 1.86	2,362,000.00	Emergencies & Other Deferred Charges	70,459.79
DEBT SERVICE		4c Apartments		State and Federal Aid Receivable	19,524.09
Principal Payments	80,375.00	Total	126,947,650.00	Other Receivables	6,295.10
Interest Payments	125,150.00	Land Area 5.60 Sq. Miles		Total	1,192,479.38
DEFERRED CHARGES	31,631.66	Net Valuation Taxable-Municipal	127,681,911.00	LIABILITIES, RESERVES, AND SURPLUS	
SCHOOL, COUNTY, SPECIAL DISTRICT TAXES	5,598,998.63	Net Valuation Taxable-County	197,288,214.00	Cash Liabilities	550,495.63
RESERVE FOR UNCOLLECTED TAXES	200,209.00	State Equalized Valuation	204,765,085.00	Reserves for Receivables	438,797.35
EXPENDITURES TOTAL	8,309,778.72	State Equalization Ratio	62.22	Surplus Dec. 31, 1975	203,186.40
				Total	1,192,479.38

1206

Population 1970 **960**
 Population 1975 **985**
 S & P Rating
 Moody Rating

General Tax Rate Per \$100. **3.07**
 State Equalized Tax Rate **2.97**

HELMETTA BOROUGH — MIDDLESEX COUNTY

Form of Government:

Borough Council

Number of Members on Governing Body 6

PER CAPITA:
 Gross Debt **15.23**
 Net Debt **15.23**
 Debt Service **.61**
 Total Tax Levy **406.85**
 Municipal Expenditures **195.84**

PER CENT:
 Gross Debt **.12**
 Net Debt **.12**
 Tax Levy Collected **93.00**
 Tax Levy Cancelled, Abated or Adjusted

EXPENDITURES		REVENUES-REALIZED		1975 PROPERTY TAX	
GENERAL GOVERNMENT				STATE EQUALIZED TAX RATE 2.01	
Governing Body & Public Boards		1975 Property Taxes Collected	372,681.80	Local District School Taxes	271,258.00
Municipal Clerk		1975 Payments in Lieu of Taxes		Regional & Consolidated School Tax	
Financial Administration	2,000.00	Delinquent Tax & Lien Collections	16,484.34	School Taxes in Municipal Budget	
Assessment of Taxes	2,950.00	Business Personalty Replacement Taxes	63,773.45	County Taxes	81,372.18
Collection of Taxes	4,375.00	Taxes from Public Utilities	25,871.51	County Library Taxes	
Planning, Housing & Development	6,095.00	Other Miscellaneous Tax Revenues		Local Municipal Purpose Taxes	44,000.00
Human Resources		State Aid Revenues	365.50	Veteran & Senior Citizen Taxes	4,590.00
Elections	350.00	Federal Aid Revenues		Total Taxes for Rate Computation	401,220.18
General Administration (other)	29,413.57	State and Local Fiscal Assistance Act Utilized	8,407.20	Special District Taxes	
JUDICIARY		Sale of Acquired Property		Bank Stock Taxes	
Municipal Courts	2,370.00	Other Miscellaneous Revenues	14,783.61	Added and Omitted Taxes	4,118.80
PUBLIC SAFETY		Total	502,367.41	Total Taxes Levied - ABSTRACT	400,748.98
Fire Protection	7,950.00	Prior Years Surplus Appropriated	28,000.00	Total Taxes Billed	400,748.98
Police Protection	55,186.43	REVENUES TOTAL	530,367.41	1975 TAXES COLLECTED	372,681.80
Civil Defense & Disaster Control	1,200.00	Reserve For Uncollected Taxes	25,956.40	1975 Taxes Cancelled, Abated or Adjusted	
Environmental Inspection & Control	765.00	CAPITAL OUTLAY TOTAL	10,774.48	Transfer to Tax Title Liens or Foreclosed	
Other Public Safety				Balance Outstanding Dec. 31, 1975	28,067.18
PUBLIC WORKS				PRIOR YEARS TAXES OUTSTANDING	
Streets and Drainage	24,800.00	Public Enterprises		Balance January 1, 1975	17,671.64
Sewers and Sewage Processing		Recreation—Culture		Collected in 1975	16,484.34
Garbage and Trash Disposal	10,000.00	Public Works	10,774.48	Cancelled, Abated or Adjusted 1975	
Public Buildings and Grounds	4,475.00	Buildings and Grounds		Transfers to Tax Title Liens or Foreclosed	
Other Public Works		Library and Education		Balance December 31, 1975	1,187.30
HEALTH and WELFARE		Conservation		TAX TITLE LIENS OUTSTANDING	
Health Services Except Environmental	1,585.00	All Other		Balance January 1, 1975	9,147.27
Welfare-Public Assistance	570.00			Transfer From Taxes	
Hospitals, Clinics, First Aid				Redeemed in 1975	
Animal, Insect, & Rodent Control				Cancelled, Abated or Adjusted (1975)	
Other Welfare Services				Transfers to Foreclosed Property	
RECREATION and CONSERVATION				Balance December 31, 1975	9,147.27
Beaches and Boardwalks				PROPERTY ACQUIRED BY DEED OR	
Parks, Playgrounds, Shade Trees	50.00			FORECLOSURE	
Land Reclamation & Conservation				Balance January 1, 1975	
Other Recreational Services	4,350.00			Transfers From Taxes or Liens	
EDUCATION (excluding schools)				Sale for Cash (1975)	
Libraries				Cancelled, Abated or Adjusted (1975)	
Other Educational Services				Balance December 31, 1975	
STATUTORY EXPENDITURES				CURRENT FINANCES DECEMBER 31, 1975	
Pensions & F. I. C. A.	6,500.00			ASSETS	
Employee Fringe Benefits				Cash Dec. 31, 1975	140,916.08
Other Statutory Expenditures				Taxes Receivable	29,254.48
CETA And Other Public Employment Programs				Tax Title Liens	9,147.27
MUNICIPAL FUNCTIONS TOTAL	164,985.00			Foreclosed Property	
CAPITAL IMPROVEMENTS *MEMO*	500.00			Emergencies & Other Deferred Charges	3,720.00
DEBT SERVICE				State and Federal Aid Receivable	21,015.50
Principal Payments				Other Receivables	6,963.61
Interest Payments	605.00			Total	211,016.94
DEFERRED CHARGES	1,360.00			LIABILITIES, RESERVES, AND SURPLUS	
SCHOOL, COUNTY, SPECIAL DISTRICT TAXES	352,630.18			Cash Liabilities	134,242.83
RESERVE FOR UNCOLLECTED TAXES	25,956.40			Reserves for Receivables	38,844.86
EXPENDITURES TOTAL	545,536.58			Surplus, Dec. 31, 1975	37,929.25
				Total	211,016.94

0419

Population 1970 **1,210**
 Population 1975 **1,385**
 S & P Rating
 Moody Rating

General Tax Rate Per \$100. **6.53**
 State Equalized Tax Rate **3.91**

HI-NELLA BOROUGH — CAMDEN COUNTY
 Form of Government:
 Borough Council
 Number of Members on Governing Body 6

PER CAPITA:
 Gross Debt **123.83**
 Net Debt **123.83**
 Debt Service **17.62**
 Total Tax Levy **284.65**
 Municipal Expenditures **141.84**

PER CENT:
 Gross Debt **1.85**
 Net Debt **1.85**
 Tax Levy Collected **76.48**
 Tax Levy Cancelled, Abated or Adjusted **.04**

EXPENDITURES		REVENUES-REALIZED		1975 PROPERTY TAX	
GENERAL GOVERNMENT				STATE EQUALIZED TAX RATE 2.34	
Governing Body & Public Boards		1975 Property Taxes Collected	301,465.36	Local District School Taxes	236,691.00
Municipal Clerk		1975 Payments in Lieu of Taxes		Regional & Consolidated School Tax	
Financial Administration	3,450.00	Delinquent Tax & Lien Collections	4,534.01	School Taxes in Municipal Budget	
Assessment of Taxes	1,650.00	Business Personalty Replacement Taxes	2,267.91	County Taxes	.94
Collection of Taxes	1,580.00	Taxes from Public Utilities	21,726.56	County Library Taxes	.02
Planning, Housing & Development	541.00	Other Miscellaneous Tax Revenues		Local Municipal Purpose Taxes	.57
Human Resources		State Aid Revenues	8,154.00	Veteran & Senior Citizen Taxes	.04
Elections	450.00	Federal Aid Revenues	10,074.09	Total Taxes for Rate Computation	3.91
General Administration (other)	12,569.40	State and Local Fiscal Assistance Act Utilized	4,313.00	Special District Taxes	
JUDICIARY		Sale of Acquired Property		Bank Stock Taxes	1,110.84
Municipal Courts	2,386.60	Other Miscellaneous Revenues	39,809.48	Added and Omitted Taxes	1,170.51
PUBLIC SAFETY		Total	392,344.41	Total Taxes Levied - ABSTRACT	394,243.51
Fire Protection	6,042.00	Prior Years Surplus Appropriated	45,000.00	Total Taxes Billed	394,155.53
Police Protection	16,151.00	REVENUES TOTAL	437,344.41	1975 TAXES COLLECTED	301,465.36
Civil Defense & Disaster Control	25.00	Reserve For Uncollected Taxes	37,056.79	1975 Taxes Cancelled, Abated or Adjusted	163.25
Environmental Inspection & Control	279.60	CAPITAL OUTLAY TOTAL	5,642.50	Transfer to Tax Title Liens or Foreclosed	329.77
Other Public Safety				Balance Outstanding Dec. 31, 1975	92,197.15
PUBLIC WORKS				PRIOR YEARS TAXES OUTSTANDING	
Streets and Drainage	23,247.11	Public Enterprises		Balance January 1, 1975	5,006.25
Sewers and Sewage Processing	26,000.00	Recreation—Culture		Collected in 1975	4,534.01
Garbage and Trash Disposal	3,500.00	Public Works	4,767.50	Cancelled, Abated or Adjusted 1975	
Public Buildings and Grounds	10,329.00	Buildings and Grounds	875.00	Transfers to Tax Title Liens or Foreclosed	42.28
Other Public Works		Library and Education		Balance December 31, 1975	429.96
HEALTH and WELFARE		Conservation		TAX TITLE LIENS OUTSTANDING	
Health Services Except Environmental	200.00	All Other		Balance January 1, 1975	1,770.08
Welfare-Public Assistance	1,500.00	CAPITAL DEBT AUTHORIZED, DECEMBER 31, 1975		Transfer From Taxes	391.85
Hospitals, Clinics, First Aid		ISSUED AND UNISSUED GROSS DEBT		Redeemed in 1975	
Animal, Insect, & Rodent Control	400.00	School		Cancelled, Abated or Adjusted (1975)	
Other Welfare Services		Self-liquidating		Transfers to Foreclosed Property	
RECREATION and CONSERVATION		Other	171,500	Balance December 31, 1975	2,161.93
Beaches and Boardwalks		Total	171,500	PROPERTY ACQUIRED BY DEED OR	
Parks, Playgrounds, Shade Trees	3,034.00			FORECLOSURE	
Land Reclamation & Conservation	50.00	ISSUED AND OUTSTANDING		Balance January 1, 1975	950.00
Other Recreational Services	400.00	School		Transfers From Taxes or Liens	
EDUCATION (excluding schools)		Self-Liquidating		Sale for Cash (1975)	
Libraries	1,200.00	Other	160,500.00	Cancelled, Abated or Adjusted (1975)	
Other Educational Services		Total	160,500.00	Balance December 31, 1975	950.00
STATUTORY EXPENDITURES		EQUALIZED VALUATION BASIS		CURRENT FINANCES DECEMBER 31, 1975	
Pensions & F. I. C. A.	2,200.00	FOR NET DEBT COMPUTATION	9,255,004.00	ASSETS	
Employee Fringe Benefits		REAL PROPERTY VALUATIONS		Cash Dec. 31, 1975	34,125.30
Other Statutory Expenditures		Code Class # of Parcels % VAL'N		Taxes Receivable	92,627.11
CETA And Other Public Employment Programs	13,209.78	1 Vacant Land 16 1.43	85,770.00	Tax Title Liens	2,161.93
MUNICIPAL FUNCTIONS TOTAL	130,394.49	2 Residential 125 32.46	1,949,850.00	Foreclosed Property	950.00
CAPITAL IMPROVEMENTS * MEMO*		3 Farm 2 .69	41,612.00	Emergencies & Other Deferred Charges	46,126.35
DEBT SERVICE		4a Commercial 7 10.53	632,750.00	State and Federal Aid Receivable	15,250.00
Principal Payments	15,000.00	4b Industrial 2 1.89	113,300.00	Other Receivables	3,287.14
Interest Payments	9,400.00	4c Apartments 3 53.00	3,184,000.00	Total	194,527.83
DEFERRED CHARGES	4,595.10	Total 155	6,007,282.00	LIABILITIES, RESERVES, AND SURPLUS	
SCHOOL, COUNTY, SPECIAL DISTRICT TAXES	334,458.00	Land Area .23 Sq. Miles		Cash Liabilities	49,727.47
RESERVE FOR UNCOLLECTED TAXES	37,056.79	Net Valuation Taxable-Municipal	6,058,663.00	Reserves for Receivables	99,026.18
EXPENDITURES TOTAL	530,904.38	Net Valuation Taxable-County	8,791,974.00	Surplus Dec. 31, 1975	45,774.18
		State Equalized Valuation	10,081,937.00	Total	194,527.83
		State Equalization Ratio	59.89		

1014

Population 1970 **2,610**
 Population 1975 **2,835**
 S & P Rating
 Moody Rating

General Tax Rate Per \$100. **3.83**
 State Equalized Tax Rate **3.74**

HIGH BRIDGE BOROUGH — HUNTERDON CO.
 Form of Government:
Borough Council
 Number of Members on Governing Body **6**

PER CAPITA:
 Gross Debt **718.77**
 Net Debt
 Debt Service **1.18**
 Total Tax Levy **485.80**
 Municipal Expenditures **181.19**

PER CENT:
 Gross Debt **6.51**
 Net Debt
 Tax Levy Collected **84.95**
 Tax Levy Cancelled, Abated or Adjusted **2.18**

EXPENDITURES		REVENUES-REALIZED		1975 PROPERTY TAX	
GENERAL GOVERNMENT				STATE EQUALIZED TAX RATE —→	
Governing Body & Public Boards		1975 Property Taxes Collected	1,170,786.87	Local District School Taxes 1.68	617,686.00
Municipal Clerk		1975 Payments in Lieu of Taxes		Regional & Consolidated School Tax 1.19	439,383.75
Financial Administration	2,792.61	Delinquent Tax & Lien Collections	129,611.39	School Taxes in Municipal Budget	
Assessment of Taxes	3,300.44	Business Personalty Replacement Taxes	79,685.97	County Taxes	.41 152,880.20
Collection of Taxes	5,750.44	Taxes from Public Utilities	32,324.07	County Library Taxes	.02 7,853.80
Planning, Housing & Development	6,784.74	Other Miscellaneous Tax Revenues		Local Municipal Purpose Taxes	.39 145,491.60
Human Resources		State Aid Revenues	1,036.50	Veteran & Senior Citizen Taxes	.04 15,960.00
Elections		Federal Aid Revenues		Total Taxes for Rate Computation	3.73 1,379,255.35
General Administration (other)	55,003.50	State and Local Fiscal Assistance Act Utilized	43,727.00	Special District Taxes	
JUDICIARY		Sale of Acquired Property		Bank Stock Taxes	1,941.81
Municipal Courts	8,474.08	Other Miscellaneous Revenues	72,421.65	Added and Omitted Taxes	11,994.61
PUBLIC SAFETY		Total	1,529,593.45	Total Taxes Levied - ABSTRACT	1,377,231.77
Fire Protection	18,926.42	Prior Years Surplus Appropriated	75,000.00	Total Taxes Billed	1,378,201.36
Police Protection	71,248.79	REVENUES TOTAL	1,604,593.45	1975 TAXES COLLECTED	1,170,786.87
Civil Defense & Disaster Control	100.00	Reserve For Uncollected Taxes	157,746.34	1975 Taxes Cancelled, Abated or Adjusted	30,016.34
Environmental Inspection & Control	2,237.50	CAPITAL OUTLAY TOTAL	2,395.25	Transfer to Tax Title Liens or Foreclosed	30,850.44
Other Public Safety		Public Enterprises		Balance Outstanding Dec. 31, 1975	146,547.71
PUBLIC WORKS		Recreation—Culture		PRIOR YEARS TAXES OUTSTANDING	
Streets and Drainage	110,849.20	Public Works	1,610.25	Balance January 1, 1975	126,576.16
Sewers and Sewage Processing		Buildings and Grounds	785.00	Collected in 1975	110,433.71
Garbage and Trash Disposal	31,500.00	Library and Education		Cancelled, Abated or Adjusted 1975	486.15
Public Buildings and Grounds	4,132.67	Conservation		Transfers to Tax Title Liens or Foreclosed	14,750.12
Other Public Works		All Other		Balance December 31, 1975	906.18
HEALTH and WELFARE		CAPITAL DEBT AUTHORIZED, DECEMBER 31, 1975		TAX TITLE LIENS OUTSTANDING	
Health Services Except Environmental	832.00	ISSUED AND UNISSUED		Balance January 1, 1975	41,804.79
Welfare-Public Assistance	900.00	SCHOOL	1,100,718	Transfer From Taxes	46,283.59
Hospitals, Clinics, First Aid		Self-liquidating	937,000	Redeemed in 1975	19,177.68
Animal, Insect, & Rodent Control	2,050.00	Other		Cancelled, Abated or Adjusted (1975)	941.75
Other Welfare Services		Total	2,037,718	Transfers to Foreclosed Property	
RECREATION and CONSERVATION		ISSUED AND OUTSTANDING		Balance December 31, 1975	67,968.95
Beaches and Boardwalks		School	941,481.00	PROPERTY ACQUIRED BY DEED OR FORECLOSURE	
Parks, Playgrounds, Shade Trees		Self-Liquidating	937,000.00	Balance January 1, 1975	
Land Reclamation & Conservation	3,000.00	Other		Transfers From Taxes or Liens	
Other Recreational Services		Total	1,878,481.00	Sale for Cash (1975)	
EDUCATION (excluding schools)		EQUALIZED VALUATION BASIS		Cancelled, Abated or Adjusted (1975)	
Libraries	2,223.48	FOR NET DEBT COMPUTATION	31,297,628.33	Balance December 31, 1975	
Other Educational Services		REAL PROPERTY VALUATIONS		CURRENT FINANCES DECEMBER 31, 1975	
STATUTORY EXPENDITURES		Code Class # of Parcels % VAL'N	ASSESSED VALUATION	ASSETS	
Pensions & F. I. C. A.	12,880.59	1 Vacant Land 133 5.88	2,096,800.00	Cash Dec. 31, 1975	529,256.42
Employee Fringe Benefits	7,153.55	2 Residential 885 83.74	29,883,600.00	Taxes Receivable	147,453.89
Other Statutory Expenditures		3 Farm 23 1.23	437,900.00	Tax Title Liens	67,968.95
CETA And Other Public Employment Programs		4a Commercial 31 4.71	1,679,500.00	Foreclosed Property	
MUNICIPAL FUNCTIONS TOTAL	350,140.01	4b Industrial 6 3.82	1,365,000.00	Emergencies & Other Deferred Charges	34,156.57
CAPITAL IMPROVEMENTS *MEMO*		4c Apartments 2 .63	224,700.00	State and Federal Aid Receivable	40,557.00
DEBT SERVICE		Total 1080	35,687,500.00	Other Receivables	58,910.10
Principal Payments		Land Area 2.30 Sq. Miles		Total	878,302.93
Interest Payments	3,350.00	Net Valuation Taxable-Municipal	36,032,505.00	LIABILITIES, RESERVES, AND SURPLUS	
DEFERRED CHARGES	2,431.24	Net Valuation Taxable-County	35,025,389.00	Cash Liabilities	547,946.48
SCHOOL, COUNTY, SPECIAL DISTRICT TAXES	1,217,803.75	State Equalized Valuation	36,848,050.00	Reserves for Receivables	274,332.94
RESERVE FOR UNCOLLECTED TAXES	157,746.34	State Equalization Ratio	97.80	Surplus Dec. 31, 1975	56,023.51
EXPENDITURES TOTAL	1,731,471.34			Total	878,302.93

1207

Population 1970 **14,410**
 Population 1975 **14,815**
 S & P Rating **A**
 Moody Rating **A**

General Tax Rate Per \$100. **4.99**
 State Equalized Tax Rate **3.99**

HIGHLAND PARK BOROUGH — MIDDLESEX CO.
 Form of Government:
 Borough Council
 Number of Members on Governing Body 6

PER CAPITA:
 Gross Debt **313.53**
 Net Debt **50.69**
 Debt Service **3.72**
 Total Tax Levy **416.54**
 Municipal Expenditures **154.17**

PER CENT:
 Gross Debt **3.20**
 Net Debt **0.52**
 Tax Levy Collected **96.34**
 Tax Levy Cancelled, Abated or Adjusted **.47**

EXPENDITURES		REVENUES-REALIZED		1975 PROPERTY TAX	
GENERAL GOVERNMENT				STATE EQUALIZED TAX RATE 2.61	
Governing Body & Public Boards		1975 Property Taxes Collected	5,946,422.81	Local District School Taxes	4,049,061.00
Municipal Clerk		1975 Payments in Lieu of Taxes		Regional & Consolidated School Tax	
Financial Administration	31,500.00	Delinquent Tax & Lien Collections	91,009.67	School Taxes in Municipal Budget	
Assessment of Taxes	25,375.00	Business Personalty Replacement Taxes	103,225.05	County Taxes	877,790.16
Collection of Taxes	23,250.00	Taxes from Public Utilities	233,786.99	County Library Taxes	
Planning, Housing & Development	7,700.00	Other Miscellaneous Tax Revenues		Local Municipal Purpose Taxes	1,227,929.36
Human Resources	9,371.42	State Aid Revenues	6,824.20	Veteran & Senior Citizen Taxes	57,830.00
Elections	4,050.00	Federal Aid Revenues	5,792.00	Total Taxes for Rate Computation	6,212,610.52
General Administration (other)	165,850.00	State and Local Fiscal Assistance Act Utilized	109,203.98	Special District Taxes	
JUDICIARY		Sale of Acquired Property		Bank Stock Taxes	5,935.02
Municipal Courts	24,775.00	Other Miscellaneous Revenues	225,969.65	Added and Omitted Taxes	10,301.86
PUBLIC SAFETY		Total	6,722,234.35	Total Taxes Levied - ABSTRACT	6,171,017.40
Fire Protection	106,450.00	Prior Years Surplus Appropriated	400,000.00	Total Taxes Billed	6,172,361.95
Police Protection	539,600.98	REVENUES TOTAL	7,122,234.35	1975 TAXES COLLECTED	5,946,422.81
Civil Defense & Disaster Control	1,600.00	Reserve For Uncollected Taxes	361,431.86	1975 Taxes Cancelled, Abated or Adjusted	29,116.79
Environmental Inspection & Control	27,200.00	CAPITAL OUTLAY TOTAL	170,709.95	Transfer to Tax Title Liens or Foreclosed	26,526.84
Other Public Safety				Balance Outstanding Dec. 31, 1975	170,295.51
PUBLIC WORKS				PRIOR YEARS TAXES OUTSTANDING	
Streets and Drainage	272,400.00	Public Enterprises	2,919.00	Balance January 1, 1975	217,042.96
Sewers and Sewage Processing		Recreation—Culture		Collected in 1975	86,790.10
Garbage and Trash Disposal	168,925.00	Public Works	43,539.60	Cancelled, Abated or Adjusted 1975	4,975.44
Public Buildings and Grounds	59,500.00	Buildings and Grounds	124,251.35	Transfers to Tax Title Liens or Foreclosed	23,991.93
Other Public Works		Library and Education		Balance December 31, 1975	101,285.49
HEALTH and WELFARE		Conservation		TAX TITLE LIENS OUTSTANDING	
Health Services Except Environmental	18,000.00	All Other		Balance January 1, 1975	13,112.90
Welfare-Public Assistance	6,200.00	CAPITAL DEBT AUTHORIZED, DECEMBER 31, 1975		Transfer From Taxes	51,747.87
Hospitals, Clinics, First Aid		ISSUED AND UNISSUED		Redeemed in 1975	4,219.57
Animal, Insect, & Rodent Control	3,000.00	GROSS DEBT		Cancelled, Abated or Adjusted (1975)	
Other Welfare Services		School	3,798,000	Transfers to Foreclosed Property	
RECREATION and CONSERVATION		Self-Liquidating	96,000	Balance December 31, 1975	60,641.20
Beaches and Boardwalks		Other	750,907	PROPERTY ACQUIRED BY DEED OR	
Parks, Playgrounds, Shade Trees	66,000.00	Total	4,644,907	FORECLOSURE	
Land Reclamation & Conservation	200.00	ISSUED AND OUTSTANDING		Balance January 1, 1975	34,356.20
Other Recreational Services	3,750.00	School	3,798,000.00	Transfers From Taxes or Liens	
EDUCATION (excluding schools)		Self-Liquidating		Sale for Cash (1975)	
Libraries	95,710.00	Other	406,000.00	Cancelled, Abated or Adjusted (1975)	
Other Educational Services	8,815.00	Total	4,204,000.00	Balance December 31, 1975	34,356.20
STATUTORY EXPENDITURES		EQUALIZED VALUATION BASIS		CURRENT FINANCES DECEMBER 31, 1975	
Pensions & F. I. C. A.	143,000.00	FOR NET DEBT COMPUTATION	144,971,774.00	ASSETS	
Employee Fringe Benefits	43,000.00	REAL PROPERTY VALUATIONS		Cash Dec. 31, 1975	940,271.55
Other Statutory Expenditures		Code Class # of Parcels % VAL'N		Taxes Receivable	271,581.00
CETA And Other Public Employment Programs		1 Vacant Land 162 2.59	3,188,600.00	Tax Title Liens	60,641.20
MUNICIPAL FUNCTIONS TOTAL	1,855,222.40	2 Residential 2566 64.36	79,297,200.00	Foreclosed Property	34,356.20
CAPITAL IMPROVEMENTS *MEMO*	25,000.00	3 Farm		Emergencies & Other Deferred Charges	10,026.50
DEBT SERVICE		4a Commercial 157 9.94	12,251,900.00	State and Federal Aid Receivable	46,480.12
Principal Payments	35,000.00	4b Industrial 10 2.63	3,242,800.00	Other Receivables	9,630.84
Interest Payments	20,177.50	4c Apartments 51 20.47	25,225,000.00	Total	1,372,987.41
DEFERRED CHARGES	12,227.30	Total 2946	123,205,500.00	LIABILITIES, RESERVES, AND SURPLUS	
SCHOOL, COUNTY, SPECIAL DISTRICT TAXES	4,926,851.16	Land Area 1.80 Sq. Miles	124,516,600.00	Cash Liabilities	449,840.91
RESERVE FOR UNCOLLECTED TAXES	361,431.86	Net Valuation Taxable-Municipal	164,184,265.00	Reserves for Receivables	376,209.24
EXPENDITURES TOTAL	7,210,910.22	Net Valuation Taxable-County	155,076,191.00	Surplus Dec. 31, 1975	546,937.26
		State Equalized Valuation	80.13	Total	1,372,987.41
		State Equalization Ratio			

1317

Population 1970 3,925
 Population 1975 4,170
 S & P Rating
 Moody Rating

General Tax Rate Per \$100. 5.36
 State Equalized Tax Rate 3.40

HIGHLANDS BOROUGH – MONMOUTH COUNTY

Form of Government:

Small Municipality Plan B (OMCL50)

Number of Members on Governing Body 5

PER CAPITA:

Gross Debt 239.73
 Net Debt 30.96
 Debt Service 8.54
 Total Tax Levy 395.39
 Municipal Expenditures 292.43

PER CENT:

Gross Debt 2.73
 Net Debt .35
 Tax Levy Collected 84.61
 Tax Levy Cancelled, Abated or Adjusted .22

EXPENDITURES		REVENUES-REALIZED		1975 PROPERTY TAX	
GENERAL GOVERNMENT				STATE EQUALIZED TAX RATE	
Governing Body & Public Boards				Local District School Taxes .74	363,388.00
Municipal Clerk	14,000.00	1975 Property Taxes Collected	1,415,411.20	Regional & Consolidated School Tax .95	464,396.44
Financial Administration	15,650.00	1975 Payments in Lieu of Taxes		School Taxes in Municipal Budget	
Assessment of Taxes	9,310.00	Delinquent Tax & Lien Collections	305,397.49	County Taxes .61	298,032.37
Collection of Taxes		Business Personalty Replacement Taxes	19,300.41	County Library Taxes .02	10,554.17
Planning, Housing & Development	7,040.68	Taxes from Public Utilities	69,045.20	Local Municipal Purpose Taxes 1.03	505,072.87
Human Resources		Other Miscellaneous Tax Revenues		Veteran & Senior Citizen Taxes .05	24,060.00
Elections	600.00	State Aid Revenues	4,153.58	Total Taxes for Rate Computation 3.40	1,665,503.85
General Administration (other)	91,928.00	Federal Aid Revenues	54,257.00	Special District Taxes	
JUDICIARY		State and Local Fiscal Assistance Act Utilized	150,450.00	Bank Stock Taxes	591.41
Municipal Courts	12,700.00	Sale of Acquired Property		Added and Omitted Taxes	6,751.52
PUBLIC SAFETY		Other Miscellaneous Revenues	84,217.89	Total Taxes Levied - ABSTRACT	1,648,786.78
Fire Protection	12,650.00		Total	Total Taxes Billed	1,672,846.78
Police Protection	174,800.00	Prior Years Surplus Appropriated	109,000.00	1975 TAXES COLLECTED	1,415,411.20
Civil Defense & Disaster Control	1,000.00	REVENUES TOTAL	2,211,232.77	1975 Taxes Cancelled, Abated or Adjusted	3,614.69
Environmental Inspection & Control	27,070.21	Reserve For Uncollected Taxes	386,556.04	Transfer to Tax Title Liens or Foreclosed	30,472.24
Other Public Safety		CAPITAL OUTLAY TOTAL	42,216.92	Balance Outstanding Dec. 31, 1975	223,348.65
PUBLIC WORKS				PRIOR YEARS TAXES OUTSTANDING	
Streets and Drainage	110,300.00	Public Enterprises	42,216.92	Balance January 1, 1975	321,913.24
Sewers and Sewage Processing		Recreation—Culture		Collected in 1975	273,506.75
Garbage and Trash Disposal	65,000.00	Public Works		Cancelled, Abated or Adjusted 1975	58.68
Public Buildings and Grounds	49,150.00	Buildings and Grounds		Transfers to Tax Title Liens or Foreclosed	11,419.66
Other Public Works	6,000.00	Library and Education		Balance December 31, 1975	36,928.15
HEALTH and WELFARE		Conservation		TAX TITLE LIENS OUTSTANDING	
Health Services Except Environmental	8,000.00	All Other		Balance January 1, 1975	86,711.26
Welfare-Public Assistance	2,930.00	CAPITAL DEBT AUTHORIZED, DECEMBER 31, 1975		Transfer From Taxes	43,486.03
Hospitals, Clinics, First Aid		ISSUED AND UNISSUED	GROSS DEBT	Redeemed in 1975	31,890.74
Animal, Insect, & Rodent Control		School	323,583	Cancelled, Abated or Adjusted (1975)	
Other Welfare Services		Self-liquidating	547,000	Transfers to Foreclosed Property	
RECREATION and CONSERVATION		Other	129,100	Balance December 31, 1975	98,306.55
Beaches and Boardwalks	5,856.32	Total	999,683	PROPERTY ACQUIRED BY DEED OR FORECLOSURE	
Parks, Playgrounds, Shade Trees	20,500.00			Balance January 1, 1975	7,705.00
Land Reclamation & Conservation		ISSUED AND OUTSTANDING		Transfers From Taxes or Liens	
Other Recreational Services	2,000.00	School	306,583.00	Sale for Cash (1975)	
EDUCATION (excluding schools)		Self-Liquidating	182,000.00	Cancelled, Abated or Adjusted (1975)	
Libraries	1,200.00	Other	128,400.00	Balance December 31, 1975	7,705.00
Other Educational Services	6,000.00	Total	616,983.00	CURRENT FINANCES DECEMBER 31, 1975	
STATUTORY EXPENDITURES		EQUALIZED VALUATION BASIS		ASSETS	
Pensions & F. I. C. A.	37,000.00	FOR NET DEBT COMPUTATION	36,640,069.67	Cash Dec. 31, 1975	416,955.57
Employee Fringe Benefits	12,000.00	REAL PROPERTY VALUATIONS		Taxes Receivable	260,276.80
Other Statutory Expenditures		Code Class # of Parcels % VAL'N	ASSESSED VALUATION	Tax Title Liens	98,306.55
CETA And Other Public Employment Programs	58,725.44	1 Vacant Land 160 2.24	693,860.00	Foreclosed Property	7,705.00
MUNICIPAL FUNCTIONS TOTAL	751,410.65	2 Residential 1445 73.56	22,767,135.00	Emergencies & Other Deferred Charges	46,654.93
CAPITAL IMPROVEMENTS *MEMU*	800.00	3 Farm		State and Federal Aid Receivable	21,015.73
DEBT SERVICE		4a Commercial 159 14.25	4,410,280.00	Other Receivables	36,664.75
Principal Payments	26,280.00	4b Industrial 1 .14	44,050.00	Total	887,579.33
Interest Payments	9,350.00	4c Apartments 21 9.81	3,036,610.00	LIABILITIES, RESERVES, AND SURPLUS	
		Total 1786	30,951,935.00	Cash Liabilities	114,288.68
DEFERRED CHARGES	45,846.77	Land Area .64 Sq. Miles		Reserves for Receivables	402,953.10
SCHOOL, COUNTY, SPECIAL DISTRICT TAXES	1,136,370.98	Net Valuation Taxable-Municipal	31,122,378.00	Surplus Dec. 31, 1975	370,337.55
RESERVE FOR UNCOLLECTED TAXES	386,556.04	Net Valuation Taxable-County	47,166,094.00	Total	887,579.33
EXPENDITURES TOTAL	2,355,814.44	State Equalized Valuation	48,867,635.00		
		State Equalization Ratio	63.56		

1104

Population 1970 5,445
 Population 1975 5,610
 S & P Rating
 Moody Rating BAA

General Tax Rate Per \$100. 4.62
 State Equalized Tax Rate 3.62

HIGHTSTOWN BOROUGH — MERCER COUNTY

Form of Government:
 Borough Council
 Number of Members on Governing Body 6

PER CAPITA: 543.90
 Gross Debt 137.52
 Net Debt 7.70
 Debt Service 362.79
 Total Tax Levy 171.97
 Municipal Expenditures

PER CENT: 6.19
 Gross Debt 1.56
 Net Debt 94.25
 Tax Levy Collected
 Tax Levy Cancelled, Abated or Adjusted .04

EXPENDITURES		REVENUES-REALIZED		1975 PROPERTY TAX	
GENERAL GOVERNMENT				STATE EQUALIZED TAX RATE →	
Governing Body & Public Boards		1975 Property Taxes Collected	1,918,152.33	Local District School Taxes	
Municipal Clerk		1975 Payments in Lieu of Taxes		Regional & Consolidated School Tax 1.95	1,089,254.00
Financial Administration	9,995.00	Delinquent Tax & Lien Collections	103,776.68	School Taxes in Municipal Budget	
Assessment of Taxes	6,500.00	Business Personalty Replacement Taxes	68,604.97	County Taxes	.94 523,758.24
Collection of Taxes	4,720.00	Taxes from Public Utilities	112,777.48	County Library Taxes	.04 22,918.41
Planning, Housing & Development	5,350.00	Other Miscellaneous Tax Revenues	844.49	Local Municipal Purpose Taxes	.66 370,285.14
Human Resources	5,441.00	State Aid Revenues	15,351.50	Veteran & Senior Citizen Taxes	.04 21,940.00
Elections	750.00	Federal Aid Revenues	8,118.68	Total Taxes for Rate Computation 3.63	2,028,155.79
General Administration (other)	87,538.00	State and Local Fiscal Assistance Act Utilized	54,470.00	Special District Taxes	
JUDICIARY		Sale of Acquired Property		Bank Stock Taxes	15,284.86
Municipal Courts	13,150.00	Other Miscellaneous Revenues	63,843.01	Added and Omitted Taxes	13,740.27
PUBLIC SAFETY		Total	2,345,939.14	Total Taxes Levied - ABSTRACT	2,035,240.92
Fire Protection	19,760.00	Prior Years Surplus Appropriated	156,100.00	Total Taxes Billed	2,035,274.22
Police Protection	222,500.00	REVENUES TOTAL	2,502,039.14	1975 TAXES COLLECTED	1,918,152.33
Civil Defense & Disaster Control	700.00	Reserve For Uncollected Taxes	136,450.00	1975 Taxes Cancelled, Abated or Adjusted	797.32
Environmental Inspection & Control	4,550.00	CAPITAL OUTLAY TOTAL	132,960.97	Transfer to Tax Title Liens or Foreclosed	12,543.30
Other Public Safety	51,176.00			Balance Outstanding Dec. 31, 1975	103,781.27
PUBLIC WORKS				PRIOR YEARS TAXES OUTSTANDING	
Streets and Drainage	112,626.00	Public Enterprises		Balance January 1, 1975	117,710.99
Sewers and Sewage Processing		Recreation—Culture		Collected in 1975	100,443.49
Garbage and Trash Disposal	85,750.00	Public Works	94,068.94	Cancelled, Abated or Adjusted 1975	44.44
Public Buildings and Grounds	24,945.00	Buildings and Grounds	38,892.03	Transfers to Tax Title Liens or Foreclosed	1,650.68
Other Public Works		Library and Education		Balance December 31, 1975	15,572.38
HEALTH and WELFARE		Conservation		TAX TITLE LIENS OUTSTANDING	
Health Services Except Environmental	17,410.00	All Other		Balance January 1, 1975	18,466.99
Welfare-Public Assistance	2,600.00	CAPITAL DEBT AUTHORIZED, DECEMBER 31, 1975		Transfer From Taxes	14,390.19
Hospitals, Clinics, First Aid		ISSUED AND UNISSUED GROSS DEBT NET DEBT		Redeemed in 1975	3,333.19
Animal, Insect, & Rodent Control	1,200.00	School 1,673,813		Cancelled, Abated or Adjusted (1975)	
Other Welfare Services	1,200.00	Self-liquidating 606,000		Transfers to Foreclosed Property	
RECREATION and CONSERVATION		Other 771,464	771,464	Balance December 31, 1975	29,523.99
Beaches and Boardwalks		Total 3,051,277	771,464	PROPERTY ACQUIRED BY DEED OR FORECLOSURE	
Parks, Playgrounds, Shade Trees	9,262.00			Balance January 1, 1975	
Land Reclamation & Conservation		ISSUED AND OUTSTANDING		Transfers From Taxes or Liens	
Other Recreational Services	17,130.00	School 1,673,813.00		Sale for Cash (1975)	
EDUCATION (excluding schools)		Self-Liquidating 606,000.00		Cancelled, Abated or Adjusted (1975)	
Libraries		Other 428,000.00		Balance December 31, 1975	
Other Educational Services		Total 2,707,813.00		CURRENT FINANCES DECEMBER 31, 1975	
STATUTORY EXPENDITURES		EQUALIZED VALUATION BASIS FOR NET DEBT COMPUTATION	49,319,012.00	ASSETS	
Pensions & F. I. C. A.	41,500.00	REAL PROPERTY VALUATIONS		Cash Dec. 31, 1975	323,495.82
Employee Fringe Benefits	15,000.00	Code Class # of Parcels % VAL'N ASSESSED VALUATION		Taxes Receivable	119,353.65
Other Statutory Expenditures		1 Vacant Land 98 1.32 552,000.00		Tax Title Liens	29,523.99
CETA And Other Public Employment Programs	13,787.60	2 Residential 1079 66.16 27,626,100.00		Foreclosed Property	
MUNICIPAL FUNCTIONS TOTAL	774,540.60	3 Farm 9 .77 319,600.00		Emergencies & Other Deferred Charges	5,100.00
CAPITAL IMPROVEMENTS *MEMO*		4a Commercial 93 17.10 7,139,500.00		State and Federal Aid Receivable	68,547.20
DEBT SERVICE		4b Industrial 9 5.42 2,261,300.00		Other Receivables	
Principal Payments	22,500.00	4c Apartments 8 9.24 3,857,200.00		Total	546,020.66
Interest Payments	20,700.00	Total 1296 41,755,700.00		LIABILITIES, RESERVES, AND SURPLUS	
DEFERRED CHARGES	10,550.00	Land Area 1.23 Sq. Miles		Cash Liabilities	203,485.93
SCHOOL, COUNTY, SPECIAL DISTRICT TAXES	1,635,930.65	Net Valuation Taxable-Municipal	43,869,776.00	Reserves for Receivables	148,877.64
RESERVE FOR UNCOLLECTED TAXES	136,450.00	Net Valuation Taxable-County	56,106,475.00	Surplus Dec. 31, 1975	193,657.09
EXPENDITURES TOTAL	2,600,671.25	State Equalized Valuation	55,288,737.00	Total	546,020.66
		State Equalization Ratio	78.55		

1810

Population 1970 **11,085**
 Population 1975 **12,265**
 S & P Rating
 Moody Rating **A**

General Tax Rate Per \$100. **4.75**
 State Equalized Tax Rate **2.80**

HILLSBOROUGH TOWNSHIP — SOMERSET CO.

Form of Government:

Township Council

Number of Members on Governing Body 5

PER CAPITA:
 Gross Debt **848.23**
 Net Debt **224.50**
 Debt Service **17.09**
 Total Tax Levy **616.42**
 Municipal Expenditures **220.99**

PER CENT:
 Gross Debt **4.68**
 Net Debt **1.24**
 Tax Levy Collected **93.02**
 Tax Levy Cancelled, Abated or Adjusted **0.30**

EXPENDITURES		REVENUES-REALIZED		1975 PROPERTY TAX	
GENERAL GOVERNMENT				STATE EQUALIZED TAX RATE 2.06	
Governing Body & Public Boards		1975 Property Taxes Collected	7,033,491.58	Local District School Taxes	5,324,910.50
Municipal Clerk		1975 Payments in Lieu of Taxes		Regional & Consolidated School Tax	
Financial Administration	48,509.00	Delinquent Tax & Lien Collections	564,715.99	School Taxes in Municipal Budget	
Assessment of Taxes	23,300.00	Business Personalty Replacement Taxes	129,538.60	County Taxes	1,132,432.15
Collection of Taxes	33,275.00	Taxes from Public Utilities	563,989.44	County Library Taxes	59,081.84
Planning, Housing & Development	56,700.00	Other Miscellaneous Tax Revenues		Local Municipal Purpose Taxes	700,666.70
Human Resources	1,500.00	State Aid Revenues	7,475.50	Veteran & Senior Citizen Taxes	57,900.00
Elections	1,700.00	Federal Aid Revenues		Total Taxes for Rate Computation	7,274,991.19
General Administration (other)	225,235.00	State and Local Fiscal Assistance Act Utilized	207,409.00	Special District Taxes	
JUDICIARY		Sale of Acquired Property		Bank Stock Taxes	9,417.18
Municipal Courts	18,850.00	Other Miscellaneous Revenues	373,212.46	Added and Omitted Taxes	333,897.87
PUBLIC SAFETY		Total	8,879,832.57	Total Taxes Levied - ABSTRACT	7,560,406.24
Fire Protection	75,150.00	Prior Years Surplus Appropriated	750,000.00	Total Taxes Billed	7,561,605.47
Police Protection	438,968.00	REVENUES TOTAL	9,629,832.57	1975 TAXES COLLECTED	7,033,491.58
Civil Defense & Disaster Control		Reserve For Uncollected Taxes	710,083.88	1975 Taxes Cancelled, Abated or Adjusted	22,908.57
Environmental Inspection & Control	39,155.00	CAPITAL OUTLAY TOTAL	186,101.20	Transfer to Tax Title Liens or Foreclosed	87,012.75
Other Public Safety				Balance Outstanding Dec. 31, 1975	418,192.57
PUBLIC WORKS				PRIOR YEARS TAXES OUTSTANDING	
Streets and Drainage	527,027.69	Public Enterprises		Balance January 1, 1975	463,639.56
Sewers and Sewage Processing		Recreation—Culture		Collected in 1975	416,011.12
Garbage and Trash Disposal	21,700.00	Public Works	186,101.20	Cancelled, Abated or Adjusted 1975	1,275.85
Public Buildings and Grounds	33,000.00	Buildings and Grounds		Transfers to Tax Title Liens or Foreclosed	9,089.72
Other Public Works		Library and Education		Balance December 31, 1975	37,262.87
HEALTH and WELFARE		Conservation		TAX TITLE LIENS OUTSTANDING	
Health Services Except Environmental	47,040.00	All Other		Balance January 1, 1975	169,700.76
Welfare-Public Assistance	8,763.00	CAPITAL DEBT AUTHORIZED, DECEMBER 31, 1975		Transfer From Taxes	97,559.37
Hospitals, Clinics, First Aid	1,500.00	ISSUED AND UNISSUED		Redeemed in 1975	148,704.87
Animal, Insect, & Rodent Control		School	7,650,000	Cancelled, Abated or Adjusted (1975)	
Other Welfare Services		Self-liquidating		Transfers to Foreclosed Property	
RECREATION and CONSERVATION		Other	2,753,500	Balance December 31, 1975	118,555.26
Beaches and Boardwalks		Total	10,403,500	PROPERTY ACQUIRED BY DEED OR	
Parks, Playgrounds, Shade Trees	32,835.00			FORECLOSURE	
Land Reclamation & Conservation	2,800.00	ISSUED AND OUTSTANDING		Balance January 1, 1975	725.00
Other Recreational Services		School	7,650,000.00	Transfers From Taxes or Liens	
EDUCATION (excluding schools)		Self-Liquidating		Sale for Cash (1975)	
Libraries	29,500.00	Other	2,753,000.00	Cancelled, Abated or Adjusted (1975)	
Other Educational Services		Total	10,403,000.00	Balance December 31, 1975	725.00
STATUTORY EXPENDITURES		EQUALIZED VALUATION BASIS		CURRENT FINANCES DECEMBER 31, 1975	
Pensions & F. I. C. A.	92,765.00	FOR NET DEBT COMPUTATION	222,441,578.67	ASSETS	
Employee Fringe Benefits	30,000.00	REAL PROPERTY VALUATIONS		Cash Dec. 31, 1975	1,235,718.19
Other Statutory Expenditures		Code Class # of Parcels % VAL'N		Taxes Receivable	455,455.44
CETA And Other Public Employment Programs		1 Vacant Land 1671 7.78	11,704,650.00	Tax Title Liens	118,555.26
MUNICIPAL FUNCTIONS TOTAL	1,789,272.69	2 Residential 3005 59.62	89,643,400.00	Foreclosed Property	725.00
CAPITAL IMPROVEMENTS MEMO	2,000.00	3 Farm 479 8.84	13,294,350.00	Emergencies & Other Deferred Charges	7,000.00
DEBT SERVICE		4a Commercial 155 9.63	14,476,388.00	State and Federal Aid Receivable	9,496.17
Principal Payments	35,000.00	4b Industrial 29 8.25	12,412,100.00	Other Receivables	29,919.90
Interest Payments	174,580.31	4c Apartments 152 5.88	8,836,775.00	Total	1,856,869.96
DEFERRED CHARGES	1,500.00	Total 5491	150,368,163.00	LIABILITIES, RESERVES, AND SURPLUS	
SCHOOL, COUNTY, SPECIAL DISTRICT TAXES	6,516,424.49	Land Area 54.80 Sq. Miles		Cash Liabilities	101,117.95
RESERVE FOR UNCOLLECTED TAXES	710,083.88	Net Valuation Taxable-Municipal	153,166,772.00	Reserves for Receivables	604,655.60
EXPENDITURES TOTAL	9,226,861.37	Net Valuation Taxable-County	247,256,547.00	Surplus Dec. 31, 1975	1,151,096.41
		State Equalized Valuation	257,104,849.00	Total	1,856,869.96
		State Equalization Ratio	59.13		

0227

Population 1970 11,785
 Population 1975 11,990
 S & P Rating A
 Moody Rating BAA-1

General Tax Rate Per \$100. 5.55
 State Equalized Tax Rate 3.26

HILLSDALE BOROUGH — BERGEN COUNTY

Form of Government:

Borough Council

Number of Members on Governing Body 6

PER CAPITA:

Gross Debt 629.92
 Net Debt 338.65
 Debt Service 30.72
 Total Tax Levy 501.85
 Municipal Expenditures 223.07

PER CENT:

Gross Debt 4.54
 Net Debt 2.44
 Tax Levy Collected 98.16
 Tax Levy Cancelled, Abated or Adjusted .06

EXPENDITURES	REVENUES-REALIZED	1975 PROPERTY TAX
GENERAL GOVERNMENT		STATE EQUALIZED TAX RATE
Governing Body & Public Boards		Local District School Taxes 1.15 2,122,040.75
Municipal Clerk		Regional & Consolidated School Tax .88 1,633,113.93
Financial Administration 23,642.00	1975 Property Taxes Collected 5,911,080.54	School Taxes in Municipal Budget
Assessment of Taxes 16,550.00	1975 Payments in Lieu of Taxes 40,189.45	County Taxes .37 684,275.89
Collection of Taxes	Delinquent Tax & Lien Collections 79,231.14	County Library Taxes
Planning, Housing & Development 19,606.00	Business Personality Replacement Taxes 63,523.23	Local Municipal Purpose Taxes .83 1,536,592.83
Human Resources 4,600.00	Taxes from Public Utilities 394,628.65	Veteran & Senior Citizen Taxes .04 70,640.00
Elections 1,750.00	Other Miscellaneous Tax Revenues	Total Taxes for Rate Computation 3.27 6,046,663.40
General Administration (other) 205,667.00	State Aid Revenues 10,532.00	Special District Taxes
JUDICIARY	Federal Aid Revenues 8,639.50	Bank Stock Taxes 16,506.70
Municipal Courts 9,750.00	State and Local Fiscal Assistance Act Utilized 102,248.00	Added and Omitted Taxes 24,683.70
PUBLIC SAFETY	Sale of Acquired Property 2,500.00	Total Taxes Levied - ABSTRACT 6,017,213.80
Fire Protection 96,484.00	Other Miscellaneous Revenues 214,475.87	Total Taxes Billed 6,021,893.78
Police Protection 520,000.00	Total 6,827,048.38	1975 TAXES COLLECTED 5,911,080.54
Civil Defense & Disaster Control 3,040.00	Prior Years Surplus Appropriated 315,000.00	1975 Taxes Cancelled, Abated or Adjusted 3,744.31
Environmental Inspection & Control 12,140.00	REVENUES TOTAL 7,142,048.38	Transfer to Tax Title Liens or Foreclosed 6,571.20
Other Public Safety	Reserve For Uncollected Taxes 135,858.07	Balance Outstanding Dec. 31, 1975 100,497.73
PUBLIC WORKS	CAPITAL OUTLAY TOTAL 96,286.45	PRIOR YEARS TAXES OUTSTANDING
Streets and Drainage 366,852.00	Public Enterprises	Balance January 1, 1975 84,494.17
Sewers and Sewage Processing 118,591.51	Recreation—Culture 1,141.50	Collected in 1975 79,231.14
Garbage and Trash Disposal 198,216.00	Public Works 76,545.29	Cancelled, Abated or Adjusted 1975
Public Buildings and Grounds 89,492.49	Buildings and Grounds 17,229.03	Transfers to Tax Title Liens or Foreclosed 2,909.26
Other Public Works 7,000.00	Library and Education 1,370.63	Balance December 31, 1975 2,353.77
HEALTH and WELFARE	Conservation	TAX TITLE LIENS OUTSTANDING
Health Services Except Environmental 41,308.00	All Other	Balance January 1, 1975 1,568.57
Welfare-Public Assistance 1,400.00		Transfer From Taxes 9,824.39
Hospitals, Clinics, First Aid 1,500.00		Redeemed in 1975
Animal, Insect, & Radent Control		Cancelled, Abated or Adjusted (1975)
Other Welfare Services		Transfers to Foreclosed Property
RECREATION and CONSERVATION		Balance December 31, 1975 11,392.96
Beaches and Boardwalks 75,682.00		PROPERTY ACQUIRED BY DEED OR FORECLOSURE
Parks, Playgrounds, Shade Trees 4,050.00		Balance January 1, 1975 23,005.00
Land Reclamation & Conservation 52,045.00		Transfers From Taxes or Liens
Other Recreational Services		Sale for Cash (1975) 2,500.00
EDUCATION (excluding schools)		Cancelled, Abated or Adjusted (1975)
Libraries 84,000.00		Balance December 31, 1975 20,505.00
Other Educational Services 4,765.00		CURRENT FINANCES DECEMBER 31, 1975
STATUTORY EXPENDITURES		ASSETS
Pensions & F. I. C. A. 111,235.00		Cash Dec. 31, 1975 1,294,047.50
Employee Fringe Benefits 32,000.00		Taxes Receivable 102,851.50
Other Statutory Expenditures		Tax Title Liens 11,392.96
CETA And Other Public Employment Programs 12,146.00		Foreclosed Property 20,505.00
MUNICIPAL FUNCTIONS TOTAL 2,113,512.00		Emergencies & Other Deferred Charges 14,700.00
CAPITAL IMPROVEMENTS *MEMO:		State and Federal Aid Receivable 8,000.00
DEBT SERVICE		Other Receivables 7,362.31
Principal Payments 175,000.00		Total 1,458,859.27
Interest Payments 193,318.00		LIABILITIES, RESERVES, AND SURPLUS
DEFERRED CHARGES 56,913.03		Cash Liabilities 1,054,121.70
SCHOOL, COUNTY, SPECIAL DISTRICT TAXES 4,439,430.57		Reserves for Receivables 142,111.77
RESERVE FOR UNCOLLECTED TAXES 135,858.07		Surplus Dec. 31, 1975 262,625.80
EXPENDITURES TOTAL 7,114,031.67		Total 1,458,859.27

2007

Population 1970 21,640
 Population 1975 21,500
 S & P Rating
 Moody Rating A

General Tax Rate Per \$100. 2.90
 State Equalized Tax Rate 3.31

HILLSIDE TOWNSHIP — UNION COUNTY

Form of Government:
 Township Committee
 Number of Members on Governing Body 5

PER CAPITA:
 Gross Debt 222.34
 Net Debt 186.03
 Debt Service 3.40
 Total Tax Levy 430.04
 Municipal Expenditures 259.75

PER CENT:
 Gross Debt 1.80
 Net Debt 1.50
 Tax Levy Collected 97.40
 Tax Levy Cancelled, Abated or Adjusted .91

EXPENDITURES		REVENUES-REALIZED		1975 PROPERTY TAX	
GENERAL GOVERNMENT				STATE EQUALIZED TAX RATE	
Governing Body & Public Boards	945.00	1975 Property Taxes Collected	9,028,767.94	Local District School Taxes	1.65
Municipal Clerk		1975 Payments in Lieu of Taxes	10,409.53	Regional & Consolidated School Tax	
Financial Administration	31,450.00	Delinquent Tax & Lien Collections	122,984.45	School Taxes in Municipal Budget	
Assessment of Taxes	30,290.00	Business Personalty Replacement Taxes	846,200.84	County Taxes	.48
Collection of Taxes	40,900.00	Taxes from Public Utilities	624,090.17	County Library Taxes	
Planning, Housing & Development	12,000.00	Other Miscellaneous Tax Revenues		Local Municipal Purpose Taxes	1.13
Human Resources	1,000.00	State Aid Revenues	28,628.71	Veteran & Senior Citizen Taxes	.05
Elections	3,150.00	Federal Aid Revenues	7,910.67	Total Taxes for Rate Computation	3.31
General Administration (other)	277,041.00	State and Local Fiscal Assistance Act Utilized	275,000.00	Special District Taxes	
JUDICIARY		Sale of Acquired Property		Bank Stock Taxes	12,093.30
Municipal Courts	34,825.00	Other Miscellaneous Revenues	254,696.81	Added and Omitted Taxes	27,184.23
PUBLIC SAFETY		Total	11,198,689.12	Total Taxes Levied - ABSTRACT	9,245,905.36
Fire Protection	1,230,800.00	Prior Years Surplus Appropriated	450,000.00	Total Taxes Billed	9,269,902.89
Police Protection	1,462,790.00	REVENUES TOTAL	11,648,689.12	1975 TAXES COLLECTED	9,028,767.94
Civil Defense & Disaster Control		Reserve For Uncollected Taxes	379,466.34	1975 Taxes Cancelled, Abated or Adjusted	84,459.98
Environmental Inspection & Control	38,150.00	CAPITAL OUTLAY TOTAL	542,800.37	Transfer to Tax Title Liens or Foreclosed	9,549.70
Other Public Safety	700.00			Balance Outstanding Dec. 31, 1975	147,125.27
PUBLIC WORKS				PRIOR YEARS TAXES OUTSTANDING	
Streets and Drainage	397,578.00	Public Enterprises		Balance January 1, 1975	125,103.87
Sewers and Sewage Processing	40,604.00	Recreation—Culture		Collected in 1975	122,314.94
Garbage and Trash Disposal	346,000.00	Public Works	406,524.64	Cancelled, Abated or Adjusted 1975	1,453.61
Public Buildings and Grounds	228,900.00	Buildings and Grounds	136,275.73	Transfers to Tax Title Liens or Foreclosed	1,335.32
Other Public Works		Library and Education		Balance December 31, 1975	
HEALTH and WELFARE		Conservation		TAX TITLE LIENS OUTSTANDING	
Health Services Except Environmental	35,140.00	All Other		Balance January 1, 1975	43,240.64
Welfare-Public Assistance	36,950.00	CAPITAL DEBT AUTHORIZED, DECEMBER 31, 1975		Transfer From Taxes	10,995.69
Hospitals, Clinics, First Aid	27,800.00	ISSUED AND UNISSUED		Redeemed in 1975	669.51
Animal, Insect, & Rodent Control		School	665,900	Cancelled, Abated or Adjusted (1975)	
Other Welfare Services		Self-liquidating	143,000	Transfers to Foreclosed Property	
RECREATION and CONSERVATION		Other	3,971,434	Balance December 31, 1975	53,566.82
Beaches and Boardwalks		Total	4,780,334	PROPERTY ACQUIRED BY DEED OR	
Parks, Playgrounds, Shade Trees	17,800.00			FORECLOSURE	
Land Reclamation & Conservation	1,000.00	ISSUED AND OUTSTANDING		Balance January 1, 1975	3,240.00
Other Recreational Services	121,700.00	School	665,900.00	Transfers From Taxes or Liens	
EDUCATION (excluding schools)		Self-Liquidating	143,000.00	Sale for Cash (1975)	
Libraries	139,715.64	Other	1,035,000.00	Cancelled, Abated or Adjusted (1975)	
Other Educational Services		Total	1,843,900.00	Balance December 31, 1975	3,240.00
STATUTORY EXPENDITURES		EQUALIZED VALUATION BASIS		CURRENT FINANCES DECEMBER 31, 1975	
Pensions & F. I. C. A.	387,360.00	FOR NET DEBT COMPUTATION	265,980,608.00	ASSETS	
Employee Fringe Benefits	108,600.00	REAL PROPERTY VALUATIONS		Cash Dec. 31, 1975	793,431.24
Other Statutory Expenditures		Code Class # of Parcels % VAL'N		Taxes Receivable	147,125.27
CETA And Other Public Employment Programs	8,848.06	1 Vacant Land 209 1.22	3,931,200.00	Tax Title Liens	53,566.82
MUNICIPAL FUNCTIONS TOTAL	5,062,036.70	2 Residential 5482 62.43	200,643,500.00	Foreclosed Property	3,240.00
CAPITAL IMPROVEMENTS *MEMC#	6,000.00	3 Farm		Emergencies & Other Deferred Charges	53,330.00
DEBT SERVICE		4a Commercial 277 8.02	25,771,500.00	State and Federal Aid Receivable	16,392.47
Principal Payments	40,000.00	4b Industrial 171 27.08	87,032,500.00	Other Receivables	15,756.38
Interest Payments	33,100.00	4c Apartments 12 1.24	3,987,100.00	Total	1,082,842.18
		Total 6151	321,365,800.00	LIABILITIES, RESERVES, AND SURPLUS	
DEFERRED CHARGES	70,117.20	Land Area 2.70 Sq. Miles		Cash Liabilities	445,532.82
SCHOOL, COUNTY, SPECIAL DISTRICT TAXES	6,025,062.55	Net Valuation Taxable-Municipal	323,021,564.00	Reserves for Receivables	219,688.47
RESERVE FOR UNCOLLECTED TAXES	379,466.34	Net Valuation Taxable-County	287,745,692.00	Surplus Dec. 31, 1975	417,620.89
EXPENDITURES TOTAL	11,609,782.79	State Equalized Valuation	282,889,842.00	Total	1,082,842.18
		State Equalization Ratio	114.31		

0228

Population 1970 **4,355**
 Population 1975 **4,370**
 S & P Rating
 Moody Rating **A-1**

General Tax Rate Per \$100. **3.53**
 State Equalized Tax Rate **2.39**

HO-HO-KUS BOROUGH — BERGEN COUNTY
 Form of Government:
Borough Council
 Number of Members on Governing Body **6**

PER CAPITA:
 Gross Debt **781.69**
 Net Debt **765.22**
 Debt Service **60.66**
 Total Tax Levy **591.88**
 Municipal Expenditures **249.95**

PER CENT:
 Gross Debt **3.46**
 Net Debt **3.39**
 Tax Levy Collected **98.24**
 Tax Levy Cancelled, Abated or Adjusted

EXPENDITURES		REVENUES-REALIZED		1975 PROPERTY TAX	
GENERAL GOVERNMENT				STATE EQUALIZED TAX RATE	
Governing Body & Public Boards		1975 Property Taxes Collected	2,541,077.27	Local District School Taxes	1.34
Municipal Clerk		1975 Payments in Lieu of Taxes		Regional & Consolidated School Tax	
Financial Administration	3,800.00	Delinquent Tax & Lien Collections	44,360.56	School Taxes in Municipal Budget	
Assessment of Taxes	28,400.00	Business Personalty Replacement Taxes	28,354.56	County Taxes	.37
Collection of Taxes	15,500.00	Taxes from Public Utilities	119,868.43	County Library Taxes	
Planning, Housing & Development	990.00	Other Miscellaneous Tax Revenues		Local Municipal Purpose Taxes	.65
Human Resources		State Aid Revenues	1,372.50	Veteran & Senior Citizen Taxes	.02
Elections		Federal Aid Revenues		Total Taxes for Rate Computation	2.38
General Administration (other)	95,600.00	State and Local Fiscal Assistance Act Utilized	20,632.00	Special District Taxes	
JUDICIARY		Sale of Acquired Property		Bank Stock Taxes	5,561.86
Municipal Courts	7,900.00	Other Miscellaneous Revenues	96,019.93	Added and Omitted Taxes	14,837.65
PUBLIC SAFETY		Total	2,851,685.25	Total Taxes Levied - ABSTRACT	2,586,535.55
Fire Protection	24,860.00	Prior Years Surplus Appropriated	100,000.00	Total Taxes Billed	2,586,535.55
Police Protection	253,039.00	REVENUES TOTAL	2,951,685.25	1975 TAXES COLLECTED	2,541,077.27
Civil Defense & Disaster Control	250.00	Reserve For Uncollected Taxes	48,426.73	1975 Taxes Cancelled, Abated or Adjusted	
Environmental Inspection & Control	4,750.00	CAPITAL OUTLAY TOTAL	6,875.00	Transfer to Tax Title Liens or Foreclosed	
Other Public Safety				Balance Outstanding Dec. 31, 1975	45,458.28
PUBLIC WORKS				PRIOR YEARS TAXES OUTSTANDING	
Streets and Drainage	96,600.00	Public Enterprises		Balance January 1, 1975	44,365.00
Sewers and Sewage Processing	99,270.00	Recreation—Culture		Collected in 1975	44,360.56
Garbage and Trash Disposal		Public Works	6,875.00	Cancelled, Abated or Adjusted 1975	
Public Buildings and Grounds	19,800.00	Buildings and Grounds		Transfers to Tax Title Liens or Foreclosed	
Other Public Works	5,400.00	Library and Education		Balance December 31, 1975	4.44
HEALTH and WELFARE		Conservation		TAX TITLE LIENS OUTSTANDING	
Health Services Except Environmental	11,985.00	All Other		Balance January 1, 1975	4,582.27
Welfare-Public Assistance	500.00	CAPITAL DEBT AUTHORIZED, DECEMBER 31, 1975		Transfer From Taxes	
Hospitals, Clinics, First Aid		ISSUED AND UNISSUED		Redeemed in 1975	
Animal, Insect, & Rodent Control		SCHOOL	46,000	Cancelled, Abated or Adjusted (1975)	
Other Welfare Services		Self-liquidating	26,000	Transfers to Foreclosed Property	
RECREATION and CONSERVATION		Other	3,344,000	Balance December 31, 1975	4,582.27
Beaches and Boardwalks		Total	3,416,000	PROPERTY ACQUIRED BY DEED OR	
Parks, Playgrounds, Shade Trees	18,050.00			FORECLOSURE	
Land Reclamation & Conservation		ISSUED AND OUTSTANDING		Balance January 1, 1975	6,000.00
Other Recreational Services	500.00	School	46,000.00	Transfers From Taxes or Liens	
EDUCATION (excluding schools)		Self-Liquidating	26,000.00	Sale for Cash (1975)	
Libraries	27,375.00	Other	3,319,000.00	Cancelled, Abated or Adjusted (1975)	
Other Educational Services		Total	3,391,000.00	Balance December 31, 1975	6,000.00
STATUTORY EXPENDITURES		EQUALIZED VALUATION BASIS		CURRENT FINANCES DECEMBER 31, 1975	
Pensions & F. I. C. A.	51,450.00	FOR NET DEBT COMPUTATION	98,628,696.67	ASSETS	
Employee Fringe Benefits	10,000.00	REAL PROPERTY VALUATIONS		Cash Dec. 31, 1975	375,732.13
Other Statutory Expenditures		Code Class # of Parcels % VAL'N		Taxes Receivable	45,462.72
CETA And Other Public Employment Programs		1 Vacant Land 145 3.40	2,485,750.00	Tax Title Liens	4,582.27
MUNICIPAL FUNCTIONS TOTAL	776,019.00	2 Residential 1312 91.27	66,640,900.00	Foreclosed Property	-6,000.00
CAPITAL IMPROVEMENTS *MEMO*	7,000.00	3 Farm		Emergencies & Other Deferred Charges	21,000.00
DEBT SERVICE		4a Commercial 33 4.46	3,259,300.00	State and Federal Aid Receivable	9,912.34
Principal Payments	90,000.00	4b Industrial 1 .86	627,900.00	Other Receivables	621.97
Interest Payments	175,100.00	4c Apartments		Total	463,311.43
		Total	1491	LIABILITIES, RESERVES, AND SURPLUS	
DEFERRED CHARGES	2,730.00	Land Area 1.80 Sq. Miles		Cash Liabilities	159,899.39
SCHOOL, COUNTY, SPECIAL DISTRICT TAXES	1,859,361.27	Net Valuation Taxable-Municipal	73,485,030.00	Reserves for Receivables	56,666.96
RESERVE FOR UNCOLLECTED TAXES	48,426.73	Net Valuation Taxable-County	102,907,255.00	Surplus Dec. 31, 1975	246,745.08
EXPENDITURES TOTAL	2,951,637.00	State Equalized Valuation	108,266,912.00	Total	463,311.43
		State Equalization Ratio	67.74		

1015

Population 1970 **3,600**
 Population 1975 **3,885**
 S & P Rating
 Moody Rating

General Tax Rate Per \$100. **1.53**
 State Equalized Tax Rate **1.08**

HOLLAND TOWNSHIP — HUNTERDON COUNTY

Form of Government:

Township Committee

Number of Members on Governing Body 3

PER CAPITA: **449.83** PER CENT: **2.48**
 Gross Debt **28.31** Gross Debt
 Net Debt **28.31** Net Debt
 Debt Service **212.17** Tax Levy Collected **95.24**
 Total Tax Levy **212.17** Tax Levy Cancelled, Abated
 Municipal Expenditures **476.05** or Adjusted **.25**

EXPENDITURES		REVENUES-REALIZED		1975 PROPERTY TAX	
GENERAL GOVERNMENT				STATE EQUALIZED TAX RATE	
Governing Body & Public Boards		1975 Property Taxes Collected	782,317.69	Local District School Taxes	
Municipal Clerk		1975 Payments in Lieu of Taxes		Regional & Consolidated School Tax	.60
Financial Administration	5,300.00	Delinquent Tax & Lien Collections	60,974.73	School Taxes in Municipal Budget	
Assessment of Taxes	5,800.00	Business Personalty Replacement Taxes	44,373.96	County Taxes	.43
Collection of Taxes	5,800.00	Taxes from Public Utilities	2,256,892.26	County Library Taxes	.02
Planning, Housing & Development	16,250.00	Other Miscellaneous Tax Revenues		Local Municipal Purpose Taxes	
Human Resources		State Aid Revenues	6,160.00	Veteran & Senior Citizen Taxes	.04
Elections	1,200.00	Federal Aid Revenues		Total Taxes for Rate Computation	1.09
General Administration (other)	51,000.00	State and Local Fiscal Assistance Act Utilized	107,099.04	Special District Taxes	
JUDICIARY		Sale of Acquired Property		Bank Stock Taxes	1,422.95
Municipal Courts	4,400.00	Other Miscellaneous Revenues	161,170.44	Added and Omitted Taxes	5,401.34
PUBLIC SAFETY		Total	3,418,988.12	Total Taxes Levied - ABSTRACT	824,281.23
Fire Protection	12,000.00	Prior Years Surplus Appropriated	775,000.00	Total Taxes Billed	821,423.57
Police Protection	77,860.00	REVENUES TOTAL	4,193,988.12	1975 TAXES COLLECTED	782,317.69
Civil Defense & Disaster Control		Reserve For Uncollected Taxes	124,200.00	1975 Taxes Cancelled, Abated or Adjusted	2,072.42
Environmental Inspection & Control	12,525.00	CAPITAL OUTLAY TOTAL	64,321.74	Transfer to Tax Title Liens or Foreclosed	1,348.16
Other Public Safety				Balance Outstanding Dec. 31, 1975	35,685.30
PUBLIC WORKS				PRIOR YEARS TAXES OUTSTANDING	
Streets and Drainage	164,900.00	Public Enterprises		Balance January 1, 1975	57,033.57
Sewers and Sewage Processing		Recreation—Culture		Collected in 1975	54,094.89
Garbage and Trash Disposal		Public Works	63,005.74	Cancelled, Abated or Adjusted 1975	
Public Buildings and Grounds		Buildings and Grounds	1,316.00	Transfers to Tax Title Liens or Foreclosed	2,323.85
Other Public Works		Library and Education		Balance December 31, 1975	614.83
HEALTH and WELFARE		Conservation		TAX TITLE LIENS OUTSTANDING	
Health Services Except Environmental	3,195.00	All Other		Balance January 1, 1975	11,383.62
Welfare-Public Assistance	900.00	CAPITAL DEBT AUTHORIZED, DECEMBER 31, 1975		Transfer From Taxes	3,982.41
Hospitals, Clinics, First Aid	600.00	ISSUED AND UNISSUED		Redeemed in 1975	6,879.84
Animal, Insect, & Rodent Control		School	1,062,595	Cancelled, Abated or Adjusted (1975)	
Other Welfare Services		Self-liquidating	575,000	Transfers to Foreclosed Property	
RECREATION and CONSERVATION		Other	110,000	Balance December 31, 1975	8,486.19
Beaches and Boardwalks		Total	1,747,595	PROPERTY ACQUIRED BY DEED OR	
Parks, Playgrounds, Shade Trees	600.00	ISSUED AND OUTSTANDING		FORECLOSURE	
Land Reclamation & Conservation	500.00	School	1,062,595.00	Balance January 1, 1975	
Other Recreational Services		Self-Liquidating	575,000.00	Transfers From Taxes or Liens	
EDUCATION (excluding schools)		Other		Sale for Cash (1975)	
Libraries	4,200.00	Total	1,637,595.00	Cancelled, Abated or Adjusted (1975)	
Other Educational Services	1,313,800.00	EQUALIZED VALUATION BASIS		Balance December 31, 1975	
STATUTORY EXPENDITURES		FOR NET DEBT COMPUTATION	70,482,515.67	CURRENT FINANCES DECEMBER 31, 1975	
Pensions & F. I. C. A.	22,000.00	REAL PROPERTY VALUATIONS		ASSETS	
Employee Fringe Benefits	5,500.00	Code Class # of Parcels % VAL'N		Cash Dec. 31, 1975	2,541,000.83
Other Statutory Expenditures		1 Vacant Land 328 5.56	3,061,115.00	Taxes Receivable	36,300.13
CETA And Other Public Employment Programs		2 Residential 1165 66.16	36,440,400.00	Tax Title Liens	8,486.19
MUNICIPAL FUNCTIONS TOTAL	1,708,330.00	3 Farm 241 9.04	4,984,425.00	Foreclosed Property	
CAPITAL IMPROVEMENTS *M&MC#	142,099.04	4a Commercial 16 2.06	1,133,050.00	Emergencies & Other Deferred Charges	18,664.32
DEBT SERVICE		4b Industrial 11 17.11	9,424,150.00	State and Federal Aid Receivable	14,299.00
Principal Payments		4c Apartments 1 .07	39,800.00	Other Receivables	40,706.63
Interest Payments		Total 1762	55,082,940.00	Total	2,659,457.10
DEFERRED CHARGES	16,923.29	Land Area 22.70 Sq. Miles		LIABILITIES, RESERVES, AND SURPLUS	
SCHOOL, COUNTY, SPECIAL DISTRICT TAXES	818,879.89	Net Valuation Taxable-Municipal	55,468,899.00	Cash Liabilities	804,222.09
RESERVE FOR UNCOLLECTED TAXES	124,200.00	Net Valuation Taxable-County	76,673,428.00	Reserves for Receivables	85,492.95
EXPENDITURES TOTAL	2,668,333.18	State Equalized Valuation	78,310,185.00	Surplus Dec. 31, 1975	1,769,742.06
		State Equalization Ratio	70.70	Total	2,659,457.10

1318

Population 1970 **6,155**
 Population 1975 **6,615**
 S & P Rating
 Moody Rating **A**

General Tax Rate Per \$100. **3.83**
 State Equalized Tax Rate **2.72**

HOLMDEL TOWNSHIP — MONMOUTH COUNTY

Form of Government:
 Township Committee
 Number of Members on Governing Body 5

PER CAPITA:
 Gross Debt **1,869.87**
 Net Debt **591.20**
 Debt Service **20.75**
 Total Tax Levy **943.55**
 Municipal Expenditures **282.81**

PER CENT:
 Gross Debt **6.44**
 Net Debt **2.04**
 Tax Levy Collected **96.79**
 Tax Levy Cancelled, Abated
 or Adjusted

EXPENDITURES		REVENUES-REALIZED		1975 PROPERTY TAX	
GENERAL GOVERNMENT				STATE EQUALIZED TAX RATE 1.97	
Governing Body & Public Boards	5,200.00	1975 Property Taxes Collected	6,041,308.28	Local District School Taxes	4,489,432.00
Municipal Clerk	31,300.00	1975 Payments in Lieu of Taxes		Regional & Consolidated School Tax	
Financial Administration	20,950.00	Delinquent Tax & Lien Collections	167,940.59	School Taxes in Municipal Budget	
Assessment of Taxes	19,795.00	Business Personalty Replacement Taxes	306,807.88	County Taxes	1,268,502.23
Collection of Taxes	18,135.00	Taxes from Public Utilities	395,714.42	County Library Taxes	44,925.06
Planning, Housing & Development	42,005.00	Other Miscellaneous Tax Revenues		Local Municipal Purpose Taxes	374,225.80
Human Resources		State Aid Revenues	1,889.50	Veteran & Senior Citizen Taxes	31,820.00
Elections	2,000.00	Federal Aid Revenues	17,026.72	Total Taxes for Rate Computation	2.72
General Administration (other)	193,475.50	State and Local Fiscal Assistance Act Utilized	48,474.73	Special District Taxes	
JUDICIARY		Sale of Acquired Property		Bank Stock Taxes	2,262.20
Municipal Courts	25,565.00	Other Miscellaneous Revenues	513,615.38	Added and Omitted Taxes	62,211.65
PUBLIC SAFETY		Total	7,492,777.50	Total Taxes Levied - ABSTRACT	6,241,558.94
Fire Protection	144,220.05	Prior Years Surplus Appropriated	364,000.00	Total Taxes Billed	6,241,558.97
Police Protection	354,219.27	REVENUES TOTAL	7,856,777.50	1975 TAXES COLLECTED	6,041,308.28
Civil Defense & Disaster Control	100.00	Reserve For Uncollected Taxes	247,516.00	1975 Taxes Cancelled, Abated or Adjusted	
Environmental Inspection & Control	15,650.00	CAPITAL OUTLAY TOTAL	367,833.89	Transfer to Tax Title Liens or Foreclosed	
Other Public Safety				Balance Outstanding Dec. 31, 1975	200,250.69
PUBLIC WORKS				PRIOR YEARS TAXES OUTSTANDING	
Streets and Drainage	276,650.00	Public Enterprises	7,931.38	Balance January 1, 1975	215,441.36
Sewers and Sewage Processing	79,850.00	Recreation—Culture	27,831.18	Collected in 1975	150,383.18
Garbage and Trash Disposal	4,056.00	Public Works	321,691.33	Cancelled, Abated or Adjusted 1975	
Public Buildings and Grounds	20,650.00	Buildings and Grounds	10,380.00	Transfers to Tax Title Liens or Foreclosed	
Other Public Works		Library and Education		Balance December 31, 1975	65,058.18
HEALTH and WELFARE		Conservation		TAX TITLE LIENS OUTSTANDING	
Health Services Except Environmental	21,960.00	All Other		Balance January 1, 1975	27,218.14
Welfare-Public Assistance	2,100.00	CAPITAL DEBT AUTHORIZED, DECEMBER 31, 1975		Transfer From Taxes	
Hospitals, Clinics, First Aid		ISSUED AND UNISSUED		Redeemed in 1975	17,557.41
Animal, Insect, & Rodent Control	2,750.00	School	8,466,000	Cancelled, Abated or Adjusted (1975)	
Other Welfare Services		Self-liquidating	773,000	Transfers to Foreclosed Property	
RECREATION and CONSERVATION		Other	3,130,215	Balance December 31, 1975	9,660.73
Beaches and Boardwalks		Total	12,369,215	PROPERTY ACQUIRED BY DEED OR	
Parks, Playgrounds, Shade Trees	25,899.00	ISSUED AND OUTSTANDING		FORECLOSURE	
Land Reclamation & Conservation	1,500.00	School	8,466,000.00	Balance January 1, 1975	15,350.00
Other Recreational Services	23,640.00	Self-Liquidating	750,000.00	Transfers From Taxes or Liens	
EDUCATION (excluding schools)		Other	2,484,000.00	Sale for Cash (1975)	
Libraries	6,500.00	Total	11,700,000.00	Cancelled, Abated or Adjusted (1975)	
Other Educational Services	1,100.00	EQUALIZED VALUATION BASIS		Balance December 31, 1975	15,350.00
STATUTORY EXPENDITURES		FOR NET DEBT COMPUTATION	192,135,152.67	CURRENT FINANCES DECEMBER 31, 1975	
Pensions & F. I. C. A.	69,361.33	REAL PROPERTY VALUATIONS		ASSETS	
Employee Fringe Benefits	27,907.82	Code Class # of Parcels % VAL'N		Cash Dec. 31, 1975	1,961,174.65
Other Statutory Expenditures		1 Vacant Land 350 4.11	6,518,550.00	Taxes Receivable	265,308.87
CETA And Other Public Employment Programs	20,004.00	2 Residential 1763 51.29	81,307,205.00	Tax Title Liens	9,660.73
MUNICIPAL FUNCTIONS TOTAL	1,456,542.97	3 Farm 226 3.65	5,780,705.00	Foreclosed Property	15,350.00
CAPITAL IMPROVEMENTS *MEMO*	25,000.00	4a Commercial 54 3.83	6,069,080.00	Emergencies & Other Deferred Charges	4,340.14
DEBT SERVICE		4b Industrial 12 37.13	58,855,425.00	State and Federal Aid Receivable	73,917.23
Principal Payments	53,000.00	4c Apartments		Other Receivables	496,069.82
Interest Payments	84,277.50	Total 2405	158,530,965.00	Total	2,825,821.44
DEFERRED CHARGES	29,475.17	Land Area 17.90 Sq. Miles		LIABILITIES, RESERVES, AND SURPLUS	
SCHOOL, COUNTY, SPECIAL DISTRICT TAXES	5,802,859.29	Net Valuation Taxable-Municipal	162,279,015.00	Cash Liabilities	1,513,448.47
RESERVE FOR UNCOLLECTED TAXES	247,516.00	Net Valuation Taxable-County	201,650,294.00	Reserves for Receivables	786,389.42
EXPENDITURES TOTAL	7,673,670.93	State Equalized Valuation	226,560,369.00	Surplus Dec. 31, 1975	525,983.55
		State Equalization Ratio	71.15	Total	2,825,821.44

1912

Population 1970 9,115
 Population 1975 10,680
 S & P Rating
 Moody Rating

General Tax Rate Per \$100. 5.40
 State Equalized Tax Rate 3.38

HOPATCONG BOROUGH — SUSSEX COUNTY

Form of Government:
 Borough Council
 Number of Members on Governing Body 6

PER CAPITA: 451.87
 Gross Debt 105.71
 Net Debt
 Debt Service 567.64
 Total Tax Levy 181.96
 Municipal Expenditures

PER CENT: 3.21
 Gross Debt
 Net Debt .75
 Tax Levy Collected 92.70
 Tax Levy Cancelled, Abated or Adjusted

EXPENDITURES		REVENUES-REALIZED		1975 PROPERTY TAX	
GENERAL GOVERNMENT				STATE EQUALIZED TAX RATE	2.15
Governing Body & Public Boards		1975 Property Taxes Collected	5,619,671.83	Local District School Taxes	3,794,774.00
Municipal Clerk		1975 Payments in Lieu of Taxes		Regional & Consolidated School Tax	
Financial Administration	11,110.00	Delinquent Tax & Lien Collections	355,013.16	School Taxes in Municipal Budget	
Assessment of Taxes	33,750.00	Business Personalty Replacement Taxes	13,789.39	County Taxes	.65 1,139,021.69
Collection of Taxes	48,550.00	Taxes from Public Utilities	175,530.86	County Library Taxes	.03 52,291.67
Planning, Housing & Development	12,290.00	Other Miscellaneous Tax Revenues		Local Municipal Purpose Taxes	.52 914,883.31
Human Resources		State Aid Revenues	3,571.00	Veteran & Senior Citizen Taxes	.04 63,900.00
Elections	3,900.00	Federal Aid Revenues		Total Taxes for Rate Computation	3.39 5,964,870.67
General Administration (other)	170,975.00	State and Local Fiscal Assistance Act Utilized	189,084.00	Special District Taxes	
JUDICIARY		Sale of Acquired Property		Bank Stock Taxes	2,533.89
Municipal Courts	20,720.00	Other Miscellaneous Revenues	175,605.14	Added and Omitted Taxes	158,937.14
PUBLIC SAFETY		Total	6,532,265.38	Total Taxes Levied - ABSTRACT	6,062,441.70
Fire Protection	31,015.00	Prior Years Surplus Appropriated	350,000.00	Total Taxes Billed	6,062,441.70
Police Protection	371,118.00	REVENUES TOTAL	6,882,265.38	1975 TAXES COLLECTED	5,619,671.83
Civil Defense & Disaster Control	250.00	Reserve For Uncollected Taxes	503,533.57	1975 Taxes Cancelled, Abated or Adjusted	
Environmental Inspection & Control	35,125.00	CAPITAL OUTLAY TOTAL	260,287.43	Transfer to Tax Title Liens or Foreclosed	
Other Public Safety				Balance Outstanding Dec. 31, 1975	442,769.87
PUBLIC WORKS				PRIOR YEARS TAXES OUTSTANDING	
Streets and Drainage	102,000.00	Public Enterprises		Balance January 1, 1975	277,570.07
Sewers and Sewage Processing		Recreation—Culture		Collected in 1975	241,625.96
Garbage and Trash Disposal		Public Works	61,558.94	Cancelled, Abated or Adjusted 1975	
Public Buildings and Grounds	45,820.00	Buildings and Grounds	198,728.49	Transfers to Tax Title Liens or Foreclosed	
Other Public Works	329,820.00	Library and Education		Balance December 31, 1975	35,944.11
HEALTH and WELFARE		Conservation		TAX TITLE LIENS OUTSTANDING	
Health Services Except Environmental	35,200.00	All Other		Balance January 1, 1975	359,192.95
Welfare-Public Assistance	1,880.00	CAPITAL DEBT AUTHORIZED, DECEMBER 31, 1975		Transfer From Taxes	
Hospitals, Clinics, First Aid		ISSUED AND UNISSUED GROSS DEBT		Redeemed in 1975	113,387.20
Animal, Insect, & Rodent Control	11,000.00	School	3,697,000	Cancelled, Abated or Adjusted (1975)	
Other Welfare Services		Self-liquidating		Transfers to Foreclosed Property	
RECREATION and CONSERVATION		Other	1,129,000	Balance December 31, 1975	245,805.75
Beaches and Boardwalks		Total	4,826,000	PROPERTY ACQUIRED BY DEED OR	
Parks, Playgrounds, Shade Trees				FORECLOSURE	
Land Reclamation & Conservation	2,200.00	ISSUED AND OUTSTANDING		Balance January 1, 1975	131,750.10
Other Recreational Services	25,750.00	School	3,697,000.00	Transfers From Taxes or Liens	
EDUCATION (excluding schools)		Self-Liquidating		Sale for Cash (1975)	
Libraries	325.00	Other		Cancelled, Abated or Adjusted (1975)	35.10
Other Educational Services		Total	3,697,000.00	Balance December 31, 1975	131,715.00
STATUTORY EXPENDITURES		EQUALIZED VALUATION BASIS		CURRENT FINANCES DECEMBER 31, 1975	
Pensions & F. I. C. A.	79,400.00	FOR NET DEBT COMPUTATION	150,474,387.00	ASSETS	
Employee Fringe Benefits	23,800.00	REAL PROPERTY VALUATIONS		Cash Dec. 31, 1975	1,837,032.28
Other Statutory Expenditures		Code Class # of Parcels % VAL'N		Taxes Receivable	478,713.98
CETA And Other Public Employment Programs		1 Vacant Land 3775 6.36	6,938,000.00	Tax Title Liens	245,805.75
MUNICIPAL FUNCTIONS TOTAL	1,395,998.00	2 Residential 5567 89.93	98,168,000.00	Foreclosed Property	131,715.00
CAPITAL IMPROVEMENTS *MEMO*	20,000.00	3 Farm 3 .21	234,500.00	Emergencies & Other Deferred Charges	35,000.00
DEBT SERVICE		4a Commercial 74 2.99	3,266,800.00	State and Federal Aid Receivable	21,000.00
Principal Payments		4b Industrial		Other Receivables	18,608.73
Interest Payments		4c Apartments 4 .51	553,500.00	Total	2,767,875.74
DEFERRED CHARGES	43,750.00	Total 9423	109,160,800.00	LIABILITIES, RESERVES, AND SURPLUS	
SCHOOL, COUNTY, SPECIAL DISTRICT TAXES	4,986,087.36	Land Area 10.80 Sq. Miles		Cash Liabilities	1,159,620.39
RESERVE FOR UNCOLLECTED TAXES	503,533.57	Net Valuation Taxable-Municipal	110,655,933.00	Reserves for Receivables	874,843.46
EXPENDITURES TOTAL	6,929,368.93	Net Valuation Taxable-County	164,272,129.00	Surplus Dec. 31, 1975	733,411.89
		State Equalized Valuation	175,623,064.00	Total	2,767,875.74
		State Equalization Ratio	62.69		

2111

Population 1970 **1,140**
 Population 1975 **1,190**
 S & P Rating
 Moody Rating

General Tax Rate Per \$100. **4.02**
 State Equalized Tax Rate **1.97**

HOPE TOWNSHIP — WARREN COUNTY
Form of Government:
Township Committee
Number of Members on Governing Body 3

PER CAPITA:
 Gross Debt **185.71**
 Net Debt
 Debt Service
 Total Tax Levy **404.98**
 Municipal Expenditures **153.67**

PER CENT:
 Gross Debt **1.08**
 Net Debt
 Tax Levy Collected **92.24**
 Tax Levy Cancelled, Abated or Adjusted **.09**

EXPENDITURES		REVENUES-REALIZED		1975 PROPERTY TAX	
GENERAL GOVERNMENT				STATE EQUALIZED TAX RATE	
Governing Body & Public Boards		1975 Property Taxes Collected	445,257.36	Local District School Taxes 1.42	348,886.00
Municipal Clerk		1975 Payments in Lieu of Taxes		Regional & Consolidated School Tax	
Financial Administration	3,250.00	Delinquent Tax & Lien Collections	40,577.56	School Taxes in Municipal Budget	
Assessment of Taxes	4,459.44	Business Personalty Replacement Taxes	8,575.00	County Taxes	.52 128,245.35
Collection of Taxes	1,900.70	Taxes from Public Utilities	58,368.78	County Library Taxes	.02 4,797.53
Planning, Housing & Development	13,000.00	Other Miscellaneous Tax Revenues		Local Municipal Purpose Taxes	-4,133.60
Human Resources		State Aid Revenues	7,347.00	Veteran & Senior Citizen Taxes	.03 8,140.00
Elections		Federal Aid Revenues		Total Taxes for Rate Computation	1.99 485,935.28
General Administration (other)	18,683.00	State and Local Fiscal Assistance Act Utilized	6,300.00	Special District Taxes	
JUDICIARY		State and Local Fiscal Assistance Act Utilized		Bank Stock Taxes	4,133.60
Municipal Courts	14,000.00	Sale of Acquired Property		Added and Omitted Taxes	
PUBLIC SAFETY		Other Miscellaneous Revenues	46,206.23	Total Taxes Levied - ABSTRACT	481,928.88
Fire Protection	2,500.00	Total	612,631.93	Total Taxes Billed	482,729.48
Police Protection	2,240.21	Prior Years Surplus Appropriated	65,237.22	1975 TAXES COLLECTED	445,257.36
Civil Defense & Disaster Control	200.00	REVENUES TOTAL	677,869.15	1975 Taxes Cancelled, Abated or Adjusted	458.25
Environmental Inspection & Control	450.00	Reserve For Uncollected Taxes	57,600.00	Transfer to Tax Title Liens or Foreclosed	1,734.88
Other Public Safety				Balance Outstanding Dec. 31, 1975	35,278.99
PUBLIC WORKS		CAPITAL OUTLAY TOTAL		PRIOR YEARS TAXES OUTSTANDING	
Streets and Drainage	55,700.00	Public Enterprises		Balance January 1, 1975	42,327.90
Sewers and Sewage Processing		Recreation—Culture		Collected in 1975	40,577.56
Garbage and Trash Disposal		Public Works		Cancelled, Abated or Adjusted 1975	.20
Public Buildings and Grounds		Buildings and Grounds		Transfers to Tax Title Liens or Foreclosed	
Other Public Works		Library and Education		Balance December 31, 1975	1,750.14
HEALTH and WELFARE		Conservation		TAX TITLE LIENS OUTSTANDING	
Health Services Except Environmental	750.00	All Other		Balance January 1, 1975	7,671.87
Welfare-Public Assistance				Transfer From Taxes	1,734.88
Hospitals, Clinics, First Aid		CAPITAL DEBT AUTHORIZED, DECEMBER 31, 1975		Redeemed in 1975	
Animal, Insect, & Rodent Control	900.00	ISSUED AND UNISSUED GROSS DEBT		Cancelled, Abated or Adjusted (1975)	
Other Welfare Services		School	221,000	Transfers to Foreclosed Property	
RECREATION and CONSERVATION		Self-liquidating		Balance December 31, 1975	9,406.75
Beaches and Boardwalks		Other		PROPERTY ACQUIRED BY DEED OR	
Parks, Playgrounds, Shade Trees	150.00	Total	221,000	FORECLOSURE	
Land Reclamation & Conservation	500.00	ISSUED AND OUTSTANDING		Balance January 1, 1975	
Other Recreational Services	2,500.00	School		Transfers From Taxes or Liens	
EDUCATION (excluding schools)		Self-Liquidating		Sale for Cash (1975)	
Libraries		Other		Cancelled, Abated or Adjusted (1975)	
Other Educational Services		Total		Balance December 31, 1975	
STATUTORY EXPENDITURES		EQUALIZED VALUATION BASIS		CURRENT FINANCES DECEMBER 31, 1975	
Pensions & F. I. C. A.	2,500.00	FOR NET DEBT COMPUTATION	20,537,547.00	ASSETS	
Employee Fringe Benefits	500.00	REAL PROPERTY VALUATIONS		Cash Dec. 31, 1975	385,699.19
Other Statutory Expenditures		Code Class # of Parcels % VAL'N		Taxes Receivable	37,029.13
CETA And Other Public Employment Programs		1 Vacant Land 177 6.84	800,832.00	Tax Title Liens	9,406.75
MUNICIPAL FUNCTIONS TOTAL	124,183.35	2 Residential 357 55.14	6,458,723.00	Foreclosed Property	
CAPITAL IMPROVEMENTS *MEMO*	5,000.00	3 Farm 265 31.00	3,630,744.00	Emergencies & Other Deferred Charges	6,892.32
DEBT SERVICE		4a Commercial 29 6.59	771,526.00	State and Federal Aid Receivable	14,000.00
Principal Payments		4b Industrial		Other Receivables	
Interest Payments		4c Apartments 1 .44	52,100.00	Total	453,027.39
DEFERRED CHARGES	1,078.04	Total 829	11,713,925.00	LIABILITIES, RESERVES, AND SURPLUS	
SCHOOL, COUNTY, SPECIAL DISTRICT TAXES	481,928.88	Land Area 18.90 Sq. Miles		Cash Liabilities	241,503.40
RESERVE FOR UNCOLLECTED TAXES	57,600.00	Net Valuation Taxable-Municipal	12,092,229.00	Reserves for Receivables	46,135.88
EXPENDITURES TOTAL	664,790.27	Net Valuation Taxable-County	21,880,686.00	Surplus Dec. 31, 1975	165,088.11
		State Equalized Valuation	24,221,017.00	Total	453,027.39
		State Equalization Ratio	49.13		

1105

Population 1970 2,280
 Population 1975 2,295
 S & P Rating
 Moody Rating

General Tax Rate Per \$100.
 3.33
 State Equalized Tax Rate
 3.11

HOPEWELL BOROUGH — MERCER COUNTY
 Form of Government:
 Borough Council
 Number of Members on Governing Body 6

PER CAPITA:
 Gross Debt 151.33
 Net Debt 42.48
 Debt Service 6.56
 Total Tax Levy 401.84
 Municipal Expenditures 111.00
 PER CENT:
 Gross Debt 1.34
 Net Debt .38
 Tax Levy Collected 94.01
 Tax Levy Cancelled, Abated or Adjusted 2.02

EXPENDITURES		REVENUES-REALIZED		1975 PROPERTY TAX	
GENERAL GOVERNMENT				STATE EQUALIZED TAX RATE	
Governing Body & Public Boards		1975 Property Taxes Collected	868,051.98	Local District School Taxes	
Municipal Clerk		1975 Payments in Lieu of Taxes		Regional & Consolidated School Tax 1.89	563,800.62
Financial Administration	5,200.00	Delinquent Tax & Lien Collections	38,213.76	School Taxes in Municipal Budget	
Assessment of Taxes	3,500.00	Business Personalty Replacement Taxes	26,218.16	County Taxes	.87 259,858.07
Collection of Taxes	3,550.00	Taxes from Public Utilities	39,935.22	County Library Taxes	
Planning, Housing & Development	3,900.00	Other Miscellaneous Tax Revenues		Local Municipal Purpose Taxes	.32 95,043.39
Human Resources		State Aid Revenues	3,841.00	Veteran & Senior Citizen Taxes	.04 11,880.00
Elections	450.00	Federal Aid Revenues		Total Taxes for Rate Computation	3.12 930,582.08
General Administration (other)	26,150.00	State and Local Fiscal Assistance Act Utilized	9,635.61	Special District Taxes	
JUDICIARY		Sale of Acquired Property		Bank Stock Taxes	3,530.22
Municipal Courts	3,900.00	Other Miscellaneous Revenues	13,407.50	Added and Omitted Taxes	
PUBLIC SAFETY		Total	999,303.23	Total Taxes Levied - ABSTRACT	922,232.30
Fire Protection	5,000.00	Prior Years Surplus Appropriated	42,000.00	Total Taxes Billed	923,382.79
Police Protection	37,200.00	REVENUES TOTAL	1,041,303.23	1975 TAXES COLLECTED	868,051.98
Civil Defense & Disaster Control	50.00	Reserve For Uncollected Taxes	58,354.41	1975 Taxes Cancelled, Abated or Adjusted	18,634.88
Environmental Inspection & Control	200.00			Transfer to Tax Title Liens or Foreclosed	
Other Public Safety		CAPITAL OUTLAY TOTAL	40,118.72	Balance Outstanding Dec. 31, 1975	36,695.93
PUBLIC WORKS				PRIOR YEARS TAXES OUTSTANDING	
Streets and Drainage	30,700.00	Public Enterprises	15,431.30	Balance January 1, 1975	65,523.65
Sewers and Sewage Processing	2,000.00	Recreation—Culture		Collected in 1975	38,213.76
Garbage and Trash Disposal	26,000.00	Public Works	24,687.42	Cancelled, Abated or Adjusted 1975	
Public Buildings and Grounds	5,300.00	Buildings and Grounds		Transfers to Tax Title Liens or Foreclosed	
Other Public Works		Library and Education		Balance December 31, 1975	27,309.89
HEALTH and WELFARE		Conservation		TAX TITLE LIENS OUTSTANDING	
Health Services Except Environmental	497.00	All Other		Balance January 1, 1975	
Welfare-Public Assistance	1,049.00			Transfer From Taxes	
Hospitals, Clinics, First Aid		CAPITAL DEBT AUTHORIZED, DECEMBER 31, 1975		Redeemed in 1975	
Animal, Insect, & Rodent Control		ISSUED AND UNISSUED GROSS DEBT NET DEBT		Cancelled, Abated or Adjusted (1975)	
Other Welfare Services		School 225,151		Transfers to Foreclosed Property	
RECREATION and CONSERVATION		Self-liquidating 24,650		Balance December 31, 1975	
Beaches and Boardwalks		Other 97,500	97,500	PROPERTY ACQUIRED BY DEED OR	
Parks, Playgrounds, Shade Trees	3,500.00	Total 347,301	97,500	FORECLOSURE	
Land Reclamation & Conservation				Balance January 1, 1975	
Other Recreational Services	3,040.00	ISSUED AND OUTSTANDING		Transfers From Taxes or Liens	
EDUCATION (excluding schools)		School 225,151.00		Sale for Cash (1975)	
Libraries	6,050.00	Self-liquidating 18,000.00		Cancelled, Abated or Adjusted (1975)	
Other Educational Services		Other 57,500.00		Balance December 31, 1975	
STATUTORY EXPENDITURES		Total 300,651.00		CURRENT FINANCES DECEMBER 31, 1975	
Pensions & F. I. C. A.	8,500.00	EQUALIZED VALUATION BASIS		ASSETS	
Employee Fringe Benefits		FOR NET DEBT COMPUTATION	25,873,059.67	Cash Dec. 31, 1975	144,311.52
Other Statutory Expenditures		REAL PROPERTY VALUATIONS		Taxes Receivable	64,005.82
CETA And Other Public Employment Programs		Code Class # of Parcels % VAL'N ASSESSED VALUATION		Tax Title Liens	
MUNICIPAL FUNCTIONS TOTAL	175,736.00	1 Vacant Land 42 1.12 305,500.00		Foreclosed Property	
CAPITAL IMPROVEMENTS *MEMO*	2,000.00	2 Residential 569 79.92 21,765,900.00		Emergencies & Other Deferred Charges	11,000.00
DEBT SERVICE		3 Farm 7 1.22 333,150.00		State and Federal Aid Receivable	22,779.75
Principal Payments	10,000.00	4a Commercial 50 13.32 3,628,500.00		Other Receivables	33,995.44
Interest Payments	5,060.00	4b Industrial 5 4.03 1,098,000.00		Total	276,092.53
		4c Apartments 1 .39 105,200.00		LIABILITIES, RESERVES, AND SURPLUS	
DEFERRED CHARGES	5,600.00	Total 674 27,236,250.00		Cash Liabilities	60,034.66
SCHOOL, COUNTY, SPECIAL DISTRICT TAXES	823,658.69	Land Area .75 Sq. Miles		Reserves for Receivables	98,001.26
RESERVE FOR UNCOLLECTED TAXES	58,354.41	Net Valuation Taxable-Municipal	27,958,452.00	Surplus Dec. 31, 1975	118,056.61
EXPENDITURES TOTAL	1,078,409.10	Net Valuation Taxable-County	27,927,339.00	Total	276,092.53
		State Equalized Valuation	29,832,769.00		
		State Equalization Ratio	93.65		

0607

Population 1970 **3,990**
 Population 1975 **4,150**
 S & P Rating
 Moody Rating

General Tax Rate Per \$100. **4.36**
 State Equalized Tax Rate **3.20**

HOPEWELL TOWNSHIP — CUMBERLAND CO.

Form of Government:

Township Committee

Number of Members on Governing Body 3

PER CAPITA:

Gross Debt **573.84**
 Net Debt
 Debt Service
 Total Tax Levy **285.82**
 Municipal Expenditures **78.55**

PER CENT:

Gross Debt **6.94**
 Net Debt
 Tax Levy Collected **88.75**
 Tax Levy Cancelled, Abated
 or Adjusted

EXPENDITURES		REVENUES-REALIZED		1975 PROPERTY TAX	
GENERAL GOVERNMENT				STATE EQUALIZED TAX RATE 3.20	
Governing Body & Public Boards		1975 Property Taxes Collected	1,052,712.71	Local District School Taxes 2.03	749,473.50
Municipal Clerk		1975 Payments in Lieu of Taxes		Regional & Consolidated School Tax .08	31,270.23
Financial Administration	9,950.00	Delinquent Tax & Lien Collections	92,486.11	School Taxes in Municipal Budget	
Assessment of Taxes	8,000.00	Business Personalty Replacement Taxes	23,492.12	County Taxes	1.04 383,860.63
Collection of Taxes	14,100.00	Taxes from Public Utilities	92,602.87	County Library Taxes	
Planning, Housing & Development	4,650.00	Other Miscellaneous Tax Revenues		Local Municipal Purpose Taxes	
Human Resources		State Aid Revenues	6,244.50	Veteran & Senior Citizen Taxes .05	19,780.00
Elections		Federal Aid Revenues	5,703.03	Total Taxes for Rate Computation 3.20	1,184,384.36
General Administration (other)	51,500.00	State and Local Fiscal Assistance Act Utilized	25,617.00	Special District Taxes	
JUDICIARY		Sale of Acquired Property		Bank Stock Taxes	1,401.24
Municipal Courts	4,850.00	Other Miscellaneous Revenues	47,462.66	Added and Omitted Taxes	20,144.26
PUBLIC SAFETY		Total	1,346,321.00	Total Taxes Levied - ABSTRACT	1,186,149.86
Fire Protection	33,117.00	Prior Years Surplus Appropriated	72,000.00	Total Taxes Billed	1,186,149.86
Police Protection	2,200.00	REVENUES TOTAL	1,418,321.00	1975 TAXES COLLECTED	1,052,712.71
Civil Defense & Disaster Control	50.00	Reserve For Uncollected Taxes	116,293.00	1975 Taxes Cancelled, Abated or Adjusted	
Environmental Inspection & Control	1,600.00			Transfer to Tax Title Liens or Foreclosed	
Other Public Safety		CAPITAL OUTLAY TOTAL		Balance Outstanding Dec. 31, 1975	133,437.15
PUBLIC WORKS				PRIOR YEARS TAXES OUTSTANDING	
Streets and Drainage	49,480.00	Public Enterprises		Balance January 1, 1975	121,901.54
Sewers and Sewage Processing	1,000.00	Recreation—Culture		Collected in 1975	79,052.12
Garbage and Trash Disposal	8,500.00	Public Works		Cancelled, Abated or Adjusted 1975	
Public Buildings and Grounds		Buildings and Grounds		Transfers to Tax Title Liens or Foreclosed	
Other Public Works		Library and Education		Balance December 31, 1975	42,849.42
HEALTH and WELFARE		Conservation		TAX TITLE LIENS OUTSTANDING	
Health Services Except Environmental	3,750.00	All Other		Balance January 1, 1975	23,208.82
Welfare-Public Assistance	1,500.00	CAPITAL DEBT AUTHORIZED, DECEMBER 31, 1975		Transfer From Taxes	
Hospitals, Clinics, First Aid		ISSUED AND UNISSUED		Redeemed in 1975	13,433.99
Animal, Insect, & Rodent Control	500.00	School	2,381,441	Cancelled, Abated or Adjusted (1975)	
Other Welfare Services		Self-liquidating		Transfers to Foreclosed Property	975.38
RECREATION and CONSERVATION		Other		Balance December 31, 1975	8,799.45
Beaches and Boardwalks		Total	2,381,441	PROPERTY ACQUIRED BY DEED OR	
Parks, Playgrounds, Shade Trees		ISSUED AND OUTSTANDING		FORECLOSURE	
Land Reclamation & Conservation		School	263,000.00	Balance January 1, 1975	750.00
Other Recreational Services	1,500.00	Self-Liquidating		Transfers From Taxes or Liens	
EDUCATION (excluding schools)		Other		Sale for Cash (1975)	
Libraries		Total	263,000.00	Cancelled, Abated or Adjusted (1975)	
Other Educational Services		EQUALIZED VALUATION BASIS		Balance December 31, 1975	750.00
STATUTORY EXPENDITURES		FOR NET DEBT COMPUTATION	34,314,451.00	CURRENT FINANCES DECEMBER 31, 1975	
Pensions & F. I. C. A.	4,200.00	REAL PROPERTY VALUATIONS		ASSETS	
Employee Fringe Benefits		Code Class # of Parcels % VAL'N		Cash Dec. 31, 1975	654,136.56
Other Statutory Expenditures		1 Vacant Land 408 2.71	723,500.00	Taxes Receivable	176,286.57
CETA And Other Public Employment Programs	6,760.00	2 Residential 1028 68.36	18,226,200.00	Tax Title Liens	9,774.83
MUNICIPAL FUNCTIONS TOTAL	207,207.00	3 Farm 606 24.99	6,664,300.00	Foreclosed Property	750.00
CAPITAL IMPROVEMENTS *MEMO*		4a Commercial 43 3.93	1,046,800.00	Emergencies & Other Deferred Charges	30,000.00
DEBT SERVICE		4b Industrial		State and Federal Aid Receivable	43,325.22
Principal Payments		4c Apartments		Other Receivables	1,102.84
Interest Payments		Total 2085	26,660,800.00	Total	915,376.02
DEFERRED CHARGES	2,500.00	Land Area 31.40 Sq. Miles		LIABILITIES, RESERVES, AND SURPLUS	
SCHOOL, COUNTY, SPECIAL DISTRICT TAXES	1,164,604.36	Net Valuation Taxable-Municipal	27,177,555.00	Cash Liabilities	375,257.99
RESERVE FOR UNCOLLECTED TAXES	116,293.00	Net Valuation Taxable-County	34,306,635.00	Reserves for Receivables	187,914.24
EXPENDITURES TOTAL	1,490,604.36	State Equalized Valuation	36,755,439.00	Surplus Dec. 31, 1975	352,203.79
		State Equalization Ratio	73.57	Total	915,376.02

1106

Population 1970 10,080
 Population 1975 10,540
 S & P Rating
 Moody Rating

General Tax Rate Per \$100. 3.10
 State Equalized Tax Rate 2.50

HOPEWELL TOWNSHIP — MERCER COUNTY

Form of Government:
 Township Committee
 Number of Members on Governing Body 5

PER CAPITA: 177.42
 Gross Debt
 Net Debt
 Debt Service .19
 Total Tax Levy 576.69
 Municipal Expenditures 174.51
 PER CENT: .87
 Gross Debt
 Net Debt
 Tax Levy Collected 95.44
 Tax Levy Cancelled, Abated or Adjusted .02

EXPENDITURES		REVENUES-REALIZED		1975 PROPERTY TAX	
GENERAL GOVERNMENT				STATE EQUALIZED TAX RATE	
Governing Body & Public Boards				Local District School Taxes	
Municipal Clerk				Regional & Consolidated School Tax 1.33	3,233,222.37
Financial Administration	14,050.00	1975 Property Taxes Collected	5,798,318.78	School Taxes in Municipal Budget	
Assessment of Taxes	44,150.00	1975 Payments in Lieu of Taxes		County Taxes .88	2,140,099.48
Collection of Taxes	20,100.00	Delinquent Tax & Lien Collections	301,961.99	County Library Taxes .04	93,646.15
Planning, Housing & Development	40,090.00	Business Personalty Replacement Taxes	195,612.60	Local Municipal Purpose Taxes .23	570,348.06
Human Resources		Taxes from Public Utilities	401,547.79	Veteran & Senior Citizen Taxes .02	59,160.00
Elections	1,400.00	Other Miscellaneous Tax Revenues		Total Taxes for Rate Computation 2.50	6,096,476.06
General Administration (other)	151,000.00	State Aid Revenues	97,702.18	Special District Taxes	
JUDICIARY		Federal Aid Revenues		Bank Stock Taxes	5,124.28
Municipal Courts	33,000.00	State and Local Fiscal Assistance Act Utilized	101,500.97	Added and Omitted Taxes	35,862.88
PUBLIC SAFETY		Sale of Acquired Property	5,125.50	Total Taxes Levied - ABSTRACT	6,078,303.22
Fire Protection	25,008.00	Other Miscellaneous Revenues	179,622.16	Total Taxes Billed	6,075,373.67
Police Protection	367,950.00	Total	7,081,391.97	1975 TAXES COLLECTED	5,798,318.78
Civil Defense & Disaster Control	3,600.00	Prior Years Surplus Appropriated	300,000.00	1975 Taxes Cancelled, Abated or Adjusted	924.03
Environmental Inspection & Control	15,800.00	REVENUES TOTAL	7,381,391.97	Transfer to Tax Title Liens or Foreclosed	7,205.52
Other Public Safety	10,937.00	Reserve For Uncollected Taxes	333,928.34	Balance Outstanding Dec. 31, 1975	268,925.34
PUBLIC WORKS		CAPITAL OUTLAY TOTAL	80,474.47	PRIOR YEARS TAXES OUTSTANDING	
Streets and Drainage	502,416.00	Public Enterprises		Balance January 1, 1975	296,676.70
Sewers and Sewage Processing	25,000.00	Recreation—Culture		Collected in 1975	284,261.29
Garbage and Trash Disposal	4,899.00	Public Works	69,354.78	Cancelled, Abated or Adjusted 1975	3,978.94
Public Buildings and Grounds	33,100.00	Buildings and Grounds	11,119.69	Transfers to Tax Title Liens or Foreclosed	4,104.69
Other Public Works		Library and Education		Balance December 31, 1975	4,331.78
HEALTH and WELFARE		Conservation		TAX TITLE LIENS OUTSTANDING	
Health Services Except Environmental	32,370.00	All Other		Balance January 1, 1975	23,700.97
Welfare-Public Assistance	2,125.00	CAPITAL DEBT AUTHORIZED, DECEMBER 31, 1975		Transfer From Taxes	11,930.66
Hospitals, Clinics, First Aid		ISSUED AND UNISSUED		Redeemed in 1975	17,700.70
Animal, Insect, & Rodent Control		School	1,869,987	Cancelled, Abated or Adjusted (1975)	
Other Welfare Services		Self-Liquidating		Transfers to Foreclosed Property	
RECREATION and CONSERVATION		Other		Balance December 31, 1975	17,930.93
Beaches and Boardwalks		Total	1,869,987	PROPERTY ACQUIRED BY DEED OR FORECLOSURE	
Parks, Playgrounds, Shade Trees	2,500.00	ISSUED AND OUTSTANDING		Balance January 1, 1975	5,125.50
Land Reclamation & Conservation	8,680.00	School	1,869,987.00	Transfers From Taxes or Liens	
Other Recreational Services	67,296.00	Self-Liquidating		Sale for Cash (1975)	5,125.50
EDUCATION (excluding schools)		Other		Cancelled, Abated or Adjusted (1975)	
Libraries		Total	1,869,987.00	Balance December 31, 1975	
Other Educational Services	500.00	EQUALIZED VALUATION BASIS		CURRENT FINANCES DECEMBER 31, 1975	
STATUTORY EXPENDITURES		FOR NET DEBT COMPUTATION	214,888,330.00	ASSETS	
Pensions & F. I. C. A.	56,480.00	REAL PROPERTY VALUATIONS		Cash Dec. 31, 1975	770,321.20
Employee Fringe Benefits	30,000.00	Code Class # of Parcels % VAL'N		Taxes Receivable	273,257.12
Other Statutory Expenditures		1 Vacant Land 707 3.41	6,634,200.00	Tax Title Liens	17,930.93
CETA And Other Public Employment Programs		2 Residential 2837 60.40	117,498,000.00	Foreclosed Property	
MUNICIPAL FUNCTIONS TOTAL	1,492,451.00	3 Farm 881 16.31	31,726,600.00	Emergencies & Other Deferred Charges	13,550.00
CAPITAL IMPROVEMENTS *MEMO*	204,416.23	4a Commercial 77 5.55	10,800,200.00	State and Federal Aid Receivable	117,086.43
DEBT SERVICE		4b Industrial 29 14.06	27,358,200.00	Other Receivables	358,541.97
Principal Payments		4c Apartments 7 .26	510,400.00	Total	1,550,687.65
Interest Payments	2,000.00	Total 4538	194,527,600.00	LIABILITIES, RESERVES, AND SURPLUS	
DEFERRED CHARGES	11,000.00	Land Area 58.00 Sq. Miles		Cash Liabilities	462,358.23
SCHOOL, COUNTY, SPECIAL DISTRICT TAXES	5,466,968.00	Net Valuation Taxable-Municipal	196,574,270.00	Reserves for Receivables	649,730.02
RESERVE FOR UNCOLLECTED TAXES	333,928.34	Net Valuation Taxable-County	229,677,482.00	Surplus Dec. 31, 1975	438,599.40
EXPENDITURES TOTAL	7,306,347.34	State Equalized Valuation	242,772,333.00	Total	1,550,687.65
		State Equalization Ratio	80.81		

1319

Population 1970 21,920
 Population 1975 23,910
 S & P Rating
 Moody Rating

General Tax Rate Per \$100.
 6.16
 State Equalized Tax Rate
 3.35

HOWELL TOWNSHIP — MONMOUTH COUNTY

Form of Government:

Township Committee

Number of Members on Governing Body 5

PER CAPITA:

Gross Debt 371.82
 Net Debt 30.94
 Debt Service 1.77
 Total Tax Levy 415.82
 Municipal Expenditures 160.38

PER CENT:

Gross Debt 3.51
 Net Debt .29
 Tax Levy Collected 90.50
 Tax Levy Cancelled, Abated
 or Adjusted .42

EXPENDITURES		REVENUES-REALIZED		1975 PROPERTY TAX	
GENERAL GOVERNMENT				STATE EQUALIZED TAX RATE	
Governing Body & Public Boards		1975 Property Taxes Collected	8,998,024.43	Local District School Taxes 1.54	4,460,745.50
Municipal Clerk		1975 Payments in Lieu of Taxes		Regional & Consolidated School Tax .91	2,631,292.91
Financial Administration	53,967.00	Delinquent Tax & Lien Collections	464,680.90	School Taxes in Municipal Budget	
Assessment of Taxes	38,141.00	Business Personalty Replacement Taxes	127,871.88	County Taxes .60	1,735,615.46
Collection of Taxes	47,191.00	Taxes from Public Utilities	1,248,738.23	County Library Taxes .02	61,464.46
Planning, Housing & Development	47,810.00	Other Miscellaneous Tax Revenues		Local Municipal Purpose Taxes .24	686,265.78
Human Resources		State Aid Revenues	45,476.68	Veteran & Senior Citizen Taxes .04	120,420.00
Elections	3,750.00	Federal Aid Revenues	167,982.97	Total Taxes for Rate Computation 3.35	9,695,804.11
General Administration (other)	441,425.00	State and Local Fiscal Assistance Act Utilized	250,577.58	Special District Taxes	198,346.83
JUDICIARY		Sale of Acquired Property		Bank Stock Taxes	12,334.22
Municipal Courts	60,169.00	Other Miscellaneous Revenues	357,169.78	Added and Omitted Taxes	156,196.32
PUBLIC SAFETY		Total	11,660,522.45	Total Taxes Levied - ABSTRACT	9,942,261.48
Fire Protection	3,175.00	Prior Years Surplus Appropriated	378,850.00	Total Taxes Billed	9,942,261.48
Police Protection	651,986.00	REVENUES TOTAL	12,039,372.45	1975 TAXES COLLECTED	8,998,024.43
Civil Defense & Disaster Control	145.00	Reserve For Uncollected Taxes	983,238.95	1975 Taxes Cancelled, Abated or Adjusted	41,279.24
Environmental Inspection & Control	85,205.00	CAPITAL OUTLAY TOTAL	243,015.26	Transfer to Tax Title Liens or Foreclosed	298,306.90
Other Public Safety	36,450.00	Public Enterprises		Balance Outstanding Dec. 31, 1975	604,650.91
PUBLIC WORKS		Recreation—Culture		PRIOR YEARS TAXES OUTSTANDING	
Streets and Drainage	588,514.00	Public Works	73,094.40	Balance January 1, 1975	717,717.79
Sewers and Sewage Processing	10,022.00	Buildings and Grounds	169,920.86	Collected in 1975	410,029.78
Garbage and Trash Disposal	84,239.00	Library and Education		Cancelled, Abated or Adjusted 1975	41,533.01
Public Buildings and Grounds		Conservation		Transfers to Tax Title Liens or Foreclosed	222,333.78
Other Public Works	1,300.00	All Other		Balance December 31, 1975	43,821.22
HEALTH and WELFARE		CAPITAL DEBT AUTHORIZED, DECEMBER 31, 1975		TAX TITLE LIENS OUTSTANDING	
Health Services Except Environmental	65,267.00	ISSUED AND UNISSUED		Balance January 1, 1975	234,987.03
Welfare-Public Assistance	9,101.00	School	8,150,497	Transfer From Taxes	552,813.64
Hospitals, Clinics, First Aid		Self-liquidating		Redeemed in 1975	54,651.12
Animal, Insect, & Rodent Control		Other	739,782	Cancelled, Abated or Adjusted (1975)	
Other Welfare Services		Total	8,890,279	Transfers to Foreclosed Property	
RECREATION and CONSERVATION		ISSUED AND OUTSTANDING		Balance December 31, 1975	733,149.55
Beaches and Boardwalks		School		PROPERTY ACQUIRED BY DEED OR	
Parks, Playgrounds, Shade Trees	15,856.00	Self-Liquidating		FORECLOSURE	
Land Reclamation & Conservation	18,395.00	Other		Balance January 1, 1975	107,900.00
Other Recreational Services	92,197.00	Total	8,807,497.00	Transfers From Taxes or Liens	
EDUCATION (excluding schools)		EQUALIZED VALUATION BASIS		Sale for Cash (1975)	
Libraries	7,100.00	FOR NET DEBT COMPUTATION	253,497,166.67	Cancelled, Abated or Adjusted (1975)	
Other Educational Services		REAL PROPERTY VALUATIONS		Balance December 31, 1975	107,900.00
STATUTORY EXPENDITURES		Code Class # of Parcels % VAL'N		CURRENT FINANCES DECEMBER 31, 1975	
Pensions & F. I. C. A.	126,537.00	1 Vacant Land 1530 4.58	7,130,260.00	ASSETS	
Employee Fringe Benefits	75,028.00	2 Residential 5547 66.46	103,430,200.00	Cash Dec. 31, 1975	699,099.11
Other Statutory Expenditures		3 Farm 989 12.00	18,669,300.00	Taxes Receivable	648,472.13
CETA And Other Public Employment Programs	212,105.00	4a Commercial 275 11.58	18,016,650.00	Tax Title Liens	733,149.55
MUNICIPAL FUNCTIONS TOTAL	2,775,075.00	4b Industrial 49 5.39	8,390,600.00	Foreclosed Property	107,900.00
CAPITAL IMPROVEMENTS *MEMO*	5,000.00	4c Apartments		Emergencies & Other Deferred Charges	19,843.33
DEBT SERVICE		Total 8390	155,637,010.00	State and Federal Aid Receivable	41,729.54
Principal Payments	25,000.00	Land Area 62.10 Sq. Miles		Other Receivables	114,148.01
Interest Payments	17,230.33	Net Valuation Taxable-Municipal	157,536,944.00	Total	2,364,341.67
DEFERRED CHARGES	34,136.05	Net Valuation Taxable-County	276,430,272.00	LIABILITIES, RESERVES, AND SURPLUS	
SCHOOL, COUNTY, SPECIAL DISTRICT TAXES	9,087,465.16	State Equalized Valuation	287,477,745.00	Cash Liabilities	607,195.96
RESERVE FOR UNCOLLECTED TAXES	983,238.95	State Equalization Ratio	54.50	Reserves for Receivables	1,603,669.69
EXPENDITURES TOTAL	12,922,145.49			Surplus Dec. 31, 1975	153,476.02
				Total	2,364,341.67

2112

Population 1970 2,075
Population 1975 2,230
S & P Rating
Moody Rating

General Tax Rate Per \$100. 4.93
State Equalized Tax Rate 2.94

INDEPENDENCE TOWNSHIP — WARREN COUNTY

Form of Government:

Township Committee

Number of Members on Governing Body 3

PER CAPITA:

Gross Debt 100.00
Net Debt
Debt Service
Total Tax Levy 498.84
Municipal Expenditures 131.37

PER CENT:

Gross Debt .67
Net Debt
Tax Levy Collected 89.40
Tax Levy Cancelled, Abated or Adjusted 1.55

EXPENDITURES		REVENUES-REALIZED		1975 PROPERTY TAX	
GENERAL GOVERNMENT				STATE EQUALIZED TAX RATE 2.10	792,782.40
Governing Body & Public Boards		1975 Property Taxes Collected	996,921.92	Local District School Taxes	
Municipal Clerk		1975 Payments in Lieu of Taxes		Regional & Consolidated School Tax	
Financial Administration	2,750.00	Delinquent Tax & Lien Collections	60,527.61	School Taxes in Municipal Budget	
Assessment of Taxes	5,104.41	Business Personalty Replacement Taxes	19,967.86	County Taxes	.61 229,337.54
Collection of Taxes	4,285.56	Taxes from Public Utilities	40,519.77	County Library Taxes	.02 8,490.47
Planning, Housng & Development	8,500.00	Other Miscellaneous Tax Revenues		Local Municipal Purpose Taxes	.17 65,299.54
Human Resources		State Aid Revenues	3,018.97	Veteran & Senior Citizen Taxes	.03 12,350.00
Elections		Federal Aid Revenues		Total Taxes for Rate Computation	2.93 1,108,259.95
General Administration (other)	26,396.45	State and Local Fiscal Assistance Act Utilized	26,056.00	Special District Taxes	
JUDICIARY		Sale of Acquired Property		Bank Stock Taxes	691.16
Municipal Courts	6,150.00	Other Miscellaneous Revenues	33,099.39	Added and Omitted Taxes	15,809.11
PUBLIC SAFETY		Total	1,180,111.52	Total Taxes Levied - ABSTRACT	1,112,410.22
Fire Protection	6,000.00	Prior Years Surplus Appropriated	66,000.00	Total Taxes Billed	1,115,067.54
Police Protection	15,295.00	REVENUES TOTAL	1,246,111.52	1975 TAXES COLLECTED	996,921.92
Civil Defense & Disaster Control	300.00	Reserve For Uncollected Taxes	100,599.07	1975 Taxes Cancelled, Abated or Adjusted	17,322.96
Environmental Inspection & Control	4,300.00			Transfer to Tax Title Liens or Foreclosed	18,211.42
Other Public Safety				Balance Outstanding Dec. 31, 1975	82,611.24
PUBLIC WORKS		CAPITAL OUTLAY TOTAL		PRIOR YEARS TAXES OUTSTANDING	
Streets and Drainage	63,611.00	Public Enterprises		Balance January 1, 1975	67,286.70
Sewers and Sewage Processing	5,000.00	Recreation—Culture		Collected in 1975	55,606.30
Garbage and Trash Disposal	8,500.00	Public Works		Cancelled, Abated or Adjusted 1975	
Public Buildings and Grounds	2,386.51	Buildings and Grounds		Transfers to Tax Title Liens or Foreclosed	11,674.80
Other Public Works		Library and Education		Balance December 31, 1975	5.60
HEALTH and WELFARE		Conservation		TAX TITLE LIENS OUTSTANDING	
Health Services Except Environmental	325.00	All Other		Balance January 1, 1975	15,468.87
Welfare-Public Assistance	450.00			Transfer From Taxes	31,647.03
Hospitals, Clinics, First Aid	2,500.00			Redeemed in 1975	4,921.31
Animal, Insect, & Rodent Control	500.00			Cancelled, Abated or Adjusted (1975)	360.09
Other Welfare Services				Transfers to Foreclosed Property	
RECREATION and CONSERVATION				Balance December 31, 1975	41,834.50
Beaches and Boardwalks				PROPERTY ACQUIRED BY DEED OR	
Parks, Playgrounds, Shade Trees	4,000.00			FORECLOSURE	
Land Reclamation & Conservation				Balance January 1, 1975	
Other Recreational Services	16,000.00			Transfers From Taxes or Liens	
EDUCATION (excluding schools)				Sale for Cash (1975)	
Libraries				Cancelled, Abated or Adjusted (1975)	
Other Educational Services				Balance December 31, 1975	
STATUTORY EXPENDITURES				CURRENT FINANCES DECEMBER 31, 1975	
Pensions & F. I. C. A.	6,250.00			ASSETS	
Employee Fringe Benefits				Cash Dec. 31, 1975	507,540.73
Other Statutory Expenditures				Taxes Receivable	82,616.84
CETA And Other Public Employment Programs				Tax Title Liens	41,834.50
MUNICIPAL FUNCTIONS TOTAL	188,603.93			Foreclosed Property	
CAPITAL IMPROVEMENTS *MEMC*				Emergencies & Other Deferred Charges	1,134.72
DEBT SERVICE				State and Federal Aid Receivable	
Principal Payments				Other Receivables	4,687.60
Interest Payments				Total	637,814.39
DEFERRED CHARGES	3,749.79			LIABILITIES, RESERVES, AND SURPLUS	
SCHOOL, COUNTY, SPECIAL DISTRICT TAXES	1,030,610.41			Cash Liabilities	433,701.33
RESERVE FOR UNCOLLECTED TAXES	100,599.07			Reserves for Receivables	129,138.94
EXPENDITURES TOTAL	1,323,563.20			Surplus Dec. 31, 1975	74,974.12
				Total	637,814.39

1320

Population 1970 **1,185**
 Population 1975 **1,195**
 S & P Rating
 Moody Rating

General Tax Rate Per \$100. **3.25**
 State Equalized Tax Rate **2.12**

INTERLAKEN BOROUGH — MONMOUTH COUNTY

Form of Government:

Borough Council

Number of Members on Governing Body 6

PER CAPITA:

Gross Debt **117.15**
 Net Debt **117.15**
 Debt Service
 Total Tax Levy **348.26**
 Municipal Expenditures **228.55**

PER CENT:

Gross Debt **.77**
 Net Debt **.77**
 Tax Levy Collected **97.39**
 Tax Levy Cancelled, Abated or Adjusted **.06**

EXPENDITURES		REVENUES-REALIZED		1975 PROPERTY TAX	
GENERAL GOVERNMENT				STATE EQUALIZED TAX RATE 2.12	
Governing Body & Public Boards				Local District School Taxes .52	102,937.00
Municipal Clerk				Regional & Consolidated School Tax	
Financial Administration	3,214.80	1975 Property Taxes Collected	405,301.75	School Taxes in Municipal Budget	
Assessment of Taxes	2,065.40	1975 Payments in Lieu of Taxes	489.46	County Taxes .57	114,572.85
Collection of Taxes	3,557.20	Delinquent Tax & Lien Collections	12,864.54	County Library Taxes .02	4,057.44
Planning, Housing & Development	50.00	Business Personalty Replacement Taxes	14.00	Local Municipal Purpose Taxes .97	194,029.71
Human Resources		Taxes from Public Utilities	35,292.31	Veteran & Senior Citizen Taxes .05	9,030.00
Elections	700.00	Other Miscellaneous Tax Revenues		Total Taxes for Rate Computation 2.13	424,627.00
General Administration (other)	26,645.40	State Aid Revenues	1,374.00	Special District Taxes	
JUDICIARY		Federal Aid Revenues	6,376.05	Bank Stock Taxes	
Municipal Courts	3,073.59	State and Local Fiscal Assistance Act Utilized	5,376.11	Added and Omitted Taxes	569.01
PUBLIC SAFETY		Sale of Acquired Property		Total Taxes Levied - ABSTRACT	416,166.01
Fire Protection	9,004.69	Other Miscellaneous Revenues	5,185.75	Total Taxes Billed	416,170.27
Police Protection	61,948.00		472,273.97	1975 TAXES COLLECTED	405,301.75
Civil Defense & Disaster Control	100.00	Prior Years Surplus Appropriated	20,000.00	1975 Taxes Cancelled, Abated or Adjusted	250.00
Environmental Inspection & Control	351.00	REVENUES TOTAL	492,273.97	Transfer to Tax Title Liens or Foreclosed	
Other Public Safety		Reserve For Uncollected Taxes	24,983.06	Balance Outstanding Dec. 31, 1975	10,618.53
PUBLIC WORKS		CAPITAL OUTLAY TOTAL	70,395.13	PRIOR YEARS TAXES OUTSTANDING	
Streets and Drainage	32,935.52			Balance January 1, 1975	12,864.54
Sewers and Sewage Processing	21,900.00	Public Enterprises		Collected in 1975	12,864.54
Garbage and Trash Disposal	26,900.00	Recreation—Culture		Cancelled, Abated or Adjusted 1975	
Public Buildings and Grounds	6,750.00	Public Works	70,395.13	Transfers to Tax Title Liens or Foreclosed	
Other Public Works	5,376.11	Buildings and Grounds		Balance December 31, 1975	
HEALTH and WELFARE		Library and Education		TAX TITLE LIENS OUTSTANDING	
Health Services Except Environmental	520.00	Conservation		Balance January 1, 1975	
Welfare-Public Assistance		All Other		Transfer From Taxes	
Hospitals, Clinics, First Aid	400.00	CAPITAL DEBT AUTHORIZED, DECEMBER 31, 1975		Redeemed in 1975	
Animal, Insect, & Rodent Control		ISSUED AND UNISSUED GROSS DEBT		Cancelled, Abated or Adjusted (1975)	
Other Welfare Services		School		Transfers to Foreclosed Property	
RECREATION and CONSERVATION		Self-liquidating		Balance December 31, 1975	
Beaches and Boardwalks		Other	140,000	PROPERTY ACQUIRED BY DEED OR	
Parks, Playgrounds, Shade Trees	15,250.00	Total	140,000	FORECLOSURE	
Land Reclamation & Conservation		ISSUED AND OUTSTANDING		Balance January 1, 1975	100.00
Other Recreational Services		School		Transfers From Taxes or Liens	
EDUCATION (excluding schools)		Self-Liquidating		Sale for Cash (1975)	
Libraries	1,230.00	Other		Cancelled, Abated or Adjusted (1975)	
Other Educational Services		Total		Balance December 31, 1975	100.00
STATUTORY EXPENDITURES		EQUALIZED VALUATION BASIS		CURRENT FINANCES DECEMBER 31, 1975	
Pensions & F. I. C. A.	15,596.76	FOR NET DEBT COMPUTATION	18,290,055.67	ASSETS	
Employee Fringe Benefits		REAL PROPERTY VALUATIONS		Cash Dec. 31, 1975	86,583.10
Other Statutory Expenditures		Code Class # of Parcels % VAL'N		Taxes Receivable	10,618.53
CETA And Other Public Employment Programs	10,560.00	1 Vacant Land 25 1.54	199,700.00	Tax Title Liens	
MUNICIPAL FUNCTIONS TOTAL	248,128.47	2 Residential 374 98.46	12,807,600.00	Foreclosed Property	100.00
CAPITAL IMPROVEMENTS *MEMO*	5,000.00	3 Farm		Emergencies & Other Deferred Charges	28.92
DEBT SERVICE		4a Commercial		State and Federal Aid Receivable	4,122.00
Principal Payments		4b Industrial		Other Receivables	825.34
Interest Payments		4c Apartments		Total	102,277.89
DEFERRED CHARGES		Total 399	13,007,300.00	LIABILITIES, RESERVES, AND SURPLUS	
SCHOOL, COUNTY, SPECIAL DISTRICT TAXES	221,567.29	Land Area .38 Sq. Miles		Cash Liabilities	33,755.53
RESERVE FOR UNCOLLECTED TAXES	24,983.06	Net Valuation Taxable-Municipal	13,064,346.00	Reserves for Receivables	11,543.87
EXPENDITURES TOTAL	494,678.82	Net Valuation Taxable-County	18,247,127.00	Surplus Dec. 31, 1975	56,978.49
		State Equalized Valuation	19,918,552.00	Total	102,277.89
		State Equalization Ratio	65.49		

0709

Population 1970 59,745
 Population 1975 58,710
 S & P Rating AA
 Moody Rating A

General Tax Rate Per \$100. 6.63
 State Equalized Tax Rate 5.03

IRVINGTON TOWN — ESSEX COUNTY

Form of Government:

Mayor-Council Plan D (OMCL50)

Number of Members on Governing Body 7

PER CAPITA:

Gross Debt 325.99
 Net Debt 208.06
 Debt Service 18.66
 Total Tax Levy 365.37
 Municipal Expenditures 248.19

PER CENT:

Gross Debt 4.83
 Net Debt 3.08
 Tax Levy Collected 95.10
 Tax Levy Cancelled, Abated or Adjusted 1.70

EXPENDITURES		REVENUES-REALIZED		1975 PROPERTY TAX	
GENERAL GOVERNMENT				STATE EQUALIZED TAX RATE	
Governing Body & Public Boards	73,249.00	1975 Property Taxes Collected	20,523,287.61	Local District School Taxes	2.02 8,644,558.50
Municipal Clerk	53,923.00	1975 Payments in Lieu of Taxes	73,060.25	Regional & Consolidated School Tax	
Financial Administration	191,717.00	Delinquent Tax & Lien Collections	517,317.50	School Taxes in Municipal Budget	.06 245,439.75
Assessment of Taxes	54,781.00	Business Personality Replacement Taxes	561,612.61	County Taxes	1.31 5,596,081.58
Collection of Taxes	89,230.00	Taxes from Public Utilities	871,134.18	County Library Taxes	
Planning, Housing & Development	75,630.79	Other Miscellaneous Tax Revenues		Local Municipal Purpose Taxes	1.60 6,864,442.56
Human Resources	674,589.00	State Aid Revenues	1,675,117.92	Veteran & Senior Citizen Taxes	.05 210,935.00
Elections	9,800.00	Federal Aid Revenues	372,901.91	Total Taxes for Rate Computation	5.04 21,561,457.39
General Administration (other)	486,998.00	State and Local Fiscal Assistance Act Utilized	810,858.91	Special District Taxes	
JUDICIARY		Sale of Acquired Property		Bank Stock Taxes	44,324.59
Municipal Courts	142,456.00	Other Miscellaneous Revenues	1,209,256.24	Added and Omitted Taxes	55,864.38
PUBLIC SAFETY		Total	26,614,547.13	Total Taxes Levied - ABSTRACT	21,450,711.36
Fire Protection	2,360,952.45	Prior Years Surplus Appropriated	1,500,000.00	Total Taxes Billed	21,580,542.75
Police Protection	2,478,489.46	REVENUES TOTAL	28,114,547.13	1975 TAXES COLLECTED	20,523,287.61
Civil Defense & Disaster Control	38,550.00	Reserve For Uncollected Taxes	941,500.00	1975 Taxes Cancelled, Abated or Adjusted	366,421.31
Environmental Inspection & Control	160,704.17	CAPITAL OUTLAY TOTAL	1,088,105.39	Transfer to Tax Title Liens or Foreclosed	66,364.06
Other Public Safety	119,099.00			Balance Outstanding Dec. 31, 1975	624,469.77
PUBLIC WORKS				PRIOR YEARS TAXES OUTSTANDING	
Streets and Drainage	1,315,656.00	Public Enterprises		Balance January 1, 1975	571,803.44
Sewers and Sewage Processing	182,100.00	Recreation—Culture		Collected in 1975	407,346.47
Garbage and Trash Disposal	396,515.00	Public Works	1,011,174.78	Cancelled, Abated or Adjusted 1975	22,992.92
Public Buildings and Grounds	415,305.00	Buildings and Grounds	76,003.21	Transfers to Tax Title Liens or Foreclosed	20,355.75
Other Public Works		Library and Education	927.40	Balance December 31, 1975	121,108.30
HEALTH and WELFARE		Conservation		TAX TITLE LIENS OUTSTANDING	
Health Services Except Environmental	326,341.83	All Other		Balance January 1, 1975	248,390.52
Welfare-Public Assistance	51,475.00	CAPITAL DEBT AUTHORIZED, DECEMBER 31, 1975		Transfer From Taxes	89,965.42
Hospitals, Clinics, First Aid	90,000.00	ISSUED AND UNISSUED GROSS DEBT		Redeemed in 1975	109,971.03
Animal, Insect, & Rodent Control	23,449.00	School	4,124,000	Cancelled, Abated or Adjusted (1975)	3,130.63
Other Welfare Services		Self-liquidating		Transfers to Foreclosed Property	
RECREATION and CONSERVATION		Other	15,015,000	Balance December 31, 1975	225,254.28
Beaches and Boardwalks		Total	19,139,000	PROPERTY ACQUIRED BY DEED OR FORECLOSURE	
Parks, Playgrounds, Shade Trees	227,956.00	ISSUED AND OUTSTANDING		Balance January 1, 1975	109,400.00
Land Reclamation & Conservation	1,950.00	School	4,124,000.00	Transfers From Taxes or Liens	
Other Recreational Services	164,207.00	Self-Liquidating		Sale for Cash (1975)	
EDUCATION (excluding schools)		Other	7,335,000.00	Cancelled, Abated or Adjusted (1975)	
Libraries	339,000.00	Total	11,459,000.00	Balance December 31, 1975	109,400.00
Other Educational Services		EQUALIZED VALUATION BASIS		CURRENT FINANCES DECEMBER 31, 1975	
STATUTORY EXPENDITURES		FOR NET DEBT COMPUTATION	396,311,437.00	ASSETS	
Pensions & F. I. C. A.	1,095,000.00	REAL PROPERTY VALUATIONS		Cash Dec. 31, 1975	3,178,694.19
Employee Fringe Benefits	255,000.00	Code Class # of Parcels % VAL'N		Taxes Receivable	745,578.07
Other Statutory Expenditures		1 Vacant Land 212 1.13	3,525,500.00	Tax Title Liens	225,254.28
CETA And Other Public Employment Programs	621,948.00	2 Residential 7980 56.93	178,107,900.00	Foreclosed Property	109,400.00
MUNICIPAL FUNCTIONS TOTAL	12,516,071.70	3 Farm		Emergencies & Other Deferred Charges	271,919.98
CAPITAL IMPROVEMENTS *MEMO*		4a Commercial 600 13.33	41,710,700.00	State and Federal Aid Receivable	251,341.83
DEBT SERVICE		4b Industrial 196 7.43	23,244,700.00	Other Receivables	857,941.08
Principal Payments	700,000.00	4c Apartments 407 21.18	66,254,200.00	Total	5,640,129.43
Interest Payments	395,727.25	Total 9395	312,843,000.00	LIABILITIES, RESERVES, AND SURPLUS	
TYPE I SCHL DEBT - MEMO	690,682.25	Land Area 2.80 Sq. Miles		Cash Liabilities	2,712,164.52
DEFERRED CHARGES	18,000.00	Net Valuation Taxable-Municipal	325,421,600.00	Reserves for Receivables	1,938,173.43
SCHOOL, COUNTY, SPECIAL DISTRICT TAXES	14,486,079.83	Net Valuation Taxable-County	426,832,226.00	Surplus Dec. 31, 1975	989,791.48
RESERVE FOR UNCOLLECTED TAXES	941,500.00	State Equalized Valuation	424,493,622.00	Total	5,640,129.43
EXPENDITURES TOTAL	29,057,378.78	State Equalization Ratio	75.97		

1510

Population 1970 **1,400**
 Population 1975 **1,450**
 S & P Rating
 Moody Rating

General Tax Rate Per \$100. **4.67**
 State Equalized Tax Rate **2.94**

ISLAND HEIGHTS BOROUGH — OCEAN COUNTY

Form of Government:

Borough Council

Number of Members on Governing Body 7

PER CAPITA:

Gross Debt **354.02**
 Net Debt **280.90**
 Debt Service **18.84**
 Total Tax Levy **434.51**
 Municipal Expenditures **206.18**

PER CENT:

Gross Debt **2.70**
 Net Debt **2.14**
 Tax Levy Collected **89.04**
 Tax Levy Cancelled, Abated or Adjusted **.03**

EXPENDITURES		REVENUES-REALIZED		1975 PROPERTY TAX	
GENERAL GOVERNMENT				STATE EQUALIZED TAX RATE 2.95	
Governing Body & Public Boards		1975 Property Taxes Collected	560,977.29	Local District School Taxes	204,934.00
Municipal Clerk		1975 Payments in Lieu of Taxes		Regional & Consolidated School Tax	211,981.52
Financial Administration	3,000.00	Delinquent Tax & Lien Collections	55,808.68	School Taxes in Municipal Budget	
Assessment of Taxes	2,850.00	Business Personalty Replacement Taxes	3,390.94	County Taxes	88,102.68
Collection of Taxes	5,450.00	Taxes from Public Utilities	30,038.00	County Library Taxes	4,321.50
Planning, Housing & Development	275.00	Other Miscellaneous Tax Revenues		Local Municipal Purpose Taxes	114,894.19
Human Resources		State Aid Revenues	1,323.76	Veteran & Senior Citizen Taxes	13,670.00
Elections	50.00	Federal Aid Revenues		Total Taxes for Rate Computation	637,903.89
General Administration (other)	38,725.00	State and Local Fiscal Assistance Act Utilized	19,760.00	Special District Taxes	
JUDICIARY		Sale of Acquired Property		Bank Stock Taxes	305.81
Municipal Courts	7,000.00	Other Miscellaneous Revenues	48,585.03	Added and Omitted Taxes	5,498.15
PUBLIC SAFETY		Total	719,883.70	Total Taxes Levied - ABSTRACT	630,037.85
Fire Protection	2,500.00	Prior Years Surplus Appropriated	17,000.00	Total Taxes Billed	630,037.85
Police Protection	43,811.00	REVENUES TOTAL	736,883.70	1975 TAXES COLLECTED	560,977.29
Civil Defense & Disaster Control	5.00	Reserve For Uncollected Taxes	71,852.89	1975 Taxes Cancelled, Abated or Adjusted	160.00
Environmental Inspection & Control	2,050.00	CAPITAL OUTLAY TOTAL	8,168.50	Transfer to Tax Title Liens or Foreclosed Balance Outstanding Dec. 31, 1975	68,900.56
Other Public Safety				PRIOR YEARS TAXES OUTSTANDING	
PUBLIC WORKS				Balance January 1, 1975	57,341.57
Streets and Drainage	17,680.88	Public Enterprises		Collected in 1975	55,808.68
Sewers and Sewage Processing		Recreation—Culture		Cancelled, Abated or Adjusted 1975	
Garbage and Trash Disposal	25,062.22	Public Works	1,668.50	Transfers to Tax Title Liens or Foreclosed Balance December 31, 1975	1,532.89
Public Buildings and Grounds	12,882.00	Buildings and Grounds	6,500.00	TAX TITLE LIENS OUTSTANDING	
Other Public Works	1,478.00	Library and Education		Balance January 1, 1975	
HEALTH and WELFARE		Conservation		Transfer From Taxes	
Health Services Except Environmental	825.00	All Other		Redeemed in 1975	
Welfare-Public Assistance	225.00	CAPITAL DEBT AUTHORIZED, DECEMBER 31, 1975		Cancelled, Abated or Adjusted (1975)	
Hospitals, Clinics, First Aid	750.00	ISSUED AND UNISSUED GROSS DEBT		Transfers to Foreclosed Property Balance December 31, 1975	
Animal, Insect, & Rodent Control		School	106,023	PROPERTY ACQUIRED BY DEED OR FORECLOSURE	
Other Welfare Services		Self-liquidating	45,600	Balance January 1, 1975	6,590.00
RECREATION and CONSERVATION		Other	361,700	Transfers From Taxes or Liens	
Beaches and Boardwalks	9,332.00	Total	513,323	Sale for Cash (1975)	
Parks, Playgrounds, Shade Trees	2,325.00	ISSUED AND OUTSTANDING		Cancelled, Abated or Adjusted (1975)	
Land Reclamation & Conservation	50.00	School	106,023.00	Balance December 31, 1975	6,590.00
Other Recreational Services	5,125.00	Self-Liquidating	52,000.00	CURRENT FINANCES DECEMBER 31, 1975	
EDUCATION (excluding schools)		Other	345,000.00	ASSETS	
Libraries	4,600.00	Total	503,023.00	Cash Dec. 31, 1975	271,301.98
Other Educational Services		EQUALIZED VALUATION BASIS		Taxes Receivable	70,433.45
STATUTORY EXPENDITURES		FOR NET DEBT COMPUTATION	19,036,385.00	Tax Title Liens	
Pensions & F. I. C. A.	9,749.23	REAL PROPERTY VALUATIONS		Foreclosed Property	6,590.00
Employee Fringe Benefits	1,462.00	Code Class # of Parcels % VAL'N		Emergencies & Other Deferred Charges	10,030.00
Other Statutory Expenditures		1 Vacant Land 119 4.45		State and Federal Aid Receivable	1,769.14
CETA And Other Public Employment Programs		2 Residential 624 85.66		Other Receivables	9,676.93
MUNICIPAL FUNCTIONS TOTAL	197,262.33	3 Farm		Total	369,801.50
CAPITAL IMPROVEMENTS *MEMO*	1,500.00	4a Commercial 28 9.90		LIABILITIES, RESERVES, AND SURPLUS	
DEBT SERVICE		4b Industrial		Cash Liabilities	272,709.04
Principal Payments	5,500.00	4c Apartments		Reserves for Receivables	86,700.38
Interest Payments	21,819.55	Total 771		Surplus Dec. 31, 1975	10,392.08
DEFERRED CHARGES	2,520.00	Land Area .60 Sq. Miles		Total	369,801.50
SCHOOL, COUNTY, SPECIAL DISTRICT TAXES	509,339.70	Net Valuation Taxable-Municipal	13,665,301.00		
RESERVE FOR UNCOLLECTED TAXES	71,852.89	Net Valuation Taxable-County	19,673,924.00		
EXPENDITURES TOTAL	808,294.47	State Equalized Valuation	21,605,026.00		
		State Equalization Ratio	63.10		

1511

Population 1970 18,795
 Population 1975 21,190
 S & P Rating
 Moody Rating BAA

General Tax Rate Per \$100. 2.57
 State Equalized Tax Rate 2.96

JACKSON TOWNSHIP — OCEAN COUNTY

Form of Government:
 Township Committee
 Number of Members on Governing Body 5

PER CAPITA: 390.70
 Gross Debt 102.88
 Net Debt 7.65
 Debt Service 389.53
 Total Tax Levy 209.65
 Municipal Expenditures

PER CENT: 3.72
 Gross Debt .98
 Net Debt 85.26
 Tax Levy Collected
 Tax Levy Cancelled, Abated or Adjusted

EXPENDITURES		REVENUES-REALIZED		1975 PROPERTY TAX	
GENERAL GOVERNMENT				STATE EQUALIZED TAX RATE 2.96	
Governing Body & Public Boards	4,850.00	1975 Property Taxes Collected	7,037,048.73	Local District School Taxes	5,595,348.00
Municipal Clerk		1975 Payments in Lieu of Taxes		Regional & Consolidated School Tax	
Financial Administration	41,959.00	Delinquent Tax & Lien Collections	717,024.33	School Taxes in Municipal Budget	
Assessment of Taxes	96,790.00	Business Personalty Replacement Taxes	79,062.41	County Taxes	1,135,498.48
Collection of Taxes	86,359.00	Taxes from Public Utilities	522,824.17	County Library Taxes	55,706.31
Planning, Housing & Development	54,344.00	Other Miscellaneous Tax Revenues		Local Municipal Purpose Taxes	1,087,552.24
Human Resources		State Aid Revenues	16,679.00	Veteran & Senior Citizen Taxes	102,360.00
Elections	1,495.00	Federal Aid Revenues	70,091.73	Total Taxes for Rate Computation	7,976,465.03
General Administration (other)	337,035.00	State and Local Fiscal Assistance Act Utilized	500,137.00	Special District Taxes	287,813.10
JUDICIARY		Sale of Acquired Property	146,272.18	Bank Stock Taxes	10,951.13
Municipal Courts	29,390.00	Other Miscellaneous Revenues	469,183.43	Added and Omitted Taxes	81,222.45
PUBLIC SAFETY		Total	9,558,322.98	Total Taxes Levied - ABSTRACT	8,254,091.71
Fire Protection		Prior Years Surplus Appropriated	1,220,390.00	Total Taxes Billed	8,254,091.71
Police Protection	1,032,333.00	REVENUES TOTAL	10,778,712.98	1975 TAXES COLLECTED	7,037,048.73
Civil Defense & Disaster Control	5,570.00	Reserve For Uncollected Taxes	1,009,800.00	1975 Taxes Cancelled, Abated or Adjusted	
Environmental Inspection & Control	51,936.00	CAPITAL OUTLAY TOTAL	545,927.97	Transfer to Tax Title Liens or Foreclosed	
Other Public Safety				Balance Outstanding Dec. 31, 1975	1,217,042.98
PUBLIC WORKS				PRIOR YEARS TAXES OUTSTANDING	
Streets and Drainage	610,946.00	Public Enterprises		Balance January 1, 1975	879,276.79
Sewers and Sewage Processing		Recreation—Culture	75,432.82	Collected in 1975	628,746.26
Garbage and Trash Disposal	46,326.00	Public Works	274,233.19	Cancelled, Abated or Adjusted 1975	
Public Buildings and Grounds	86,263.00	Buildings and Grounds	196,261.96	Transfers to Tax Title Liens or Foreclosed	
Other Public Works	147,537.00	Library and Education		Balance December 31, 1975	250,530.53
HEALTH and WELFARE		Conservation		TAX TITLE LIENS OUTSTANDING	
Health Services Except Environmental	46,956.00	All Other		Balance January 1, 1975	239,065.58
Welfare-Public Assistance	42,415.00	CAPITAL DEBT AUTHORIZED, DECEMBER 31, 1975		Transfer From Taxes	
Hospitals, Clinics, First Aid	12,250.00	ISSUED AND UNISSUED		Redeemed in 1975	88,278.07
Animal, Insect, & Rodent Control	25,230.00	School	6,074,698	Cancelled, Abated or Adjusted (1975)	
Other Welfare Services		Self-liquidating		Transfers to Foreclosed Property	
RECREATION and CONSERVATION		Other	2,204,309	Balance December 31, 1975	150,787.51
Beaches and Boardwalks		Total	8,279,007	PROPERTY ACQUIRED BY DEED OR	
Parks, Playgrounds, Shade Trees	765.00			FORECLOSURE	
Land Reclamation & Conservation	5,095.00	ISSUED AND OUTSTANDING		Balance January 1, 1975	756,871.09
Other Recreational Services	60,365.00	School	6,074,000.00	Transfers From Taxes or Liens	
EDUCATION (excluding schools)		Self-Liquidating		Sale for Cash (1975)	146,272.18
Libraries	50,000.00	Other	2,137,138.00	Cancelled, Abated or Adjusted (1975)	
Other Educational Services	31,400.00	Total	8,211,138.00	Balance December 31, 1975	610,598.91
STATUTORY EXPENDITURES		EQUALIZED VALUATION BASIS		CURRENT FINANCES DECEMBER 31, 1975	
Pensions & F. I. C. A.	186,750.00	FOR NET DEBT COMPUTATION	222,513,409.00	ASSETS	
Employee Fringe Benefits	59,400.00	REAL PROPERTY VALUATIONS		Cash Dec. 31, 1975	1,284,041.73
Other Statutory Expenditures		Code Class # of Parcels % VAL'N		Taxes Receivable	1,467,573.51
CETA And Other Public Employment Programs	74,343.00	1 Vacant Land 4104 19.50	60,011,630.00	Tax Title Liens	150,787.51
MUNICIPAL FUNCTIONS TOTAL	3,228,102.00	2 Residential 5571 63.69	196,021,930.00	Foreclosed Property	610,598.91
CAPITAL IMPROVEMENTS *MEMO*	20,000.00	3 Farm 139 .72	2,198,800.00	Emergencies & Other Deferred Charges	19,500.00
DEBT SERVICE		4a Commercial 143 11.57	35,603,450.00	State and Federal Aid Receivable	26,696.59
Principal Payments	77,000.00	4b Industrial 7 .45	1,395,600.00	Other Receivables	113,616.97
Interest Payments	85,015.00	4c Apartments 8 4.07	12,534,100.00	Total	3,672,815.22
DEFERRED CHARGES	42,616.92	Total 9972	307,765,510.00	LIABILITIES, RESERVES, AND SURPLUS	
SCHOOL, COUNTY, SPECIAL DISTRICT TAXES	7,074,365.89	Land Area 100.30 Sq. Miles		Cash Liabilities	699,690.75
RESERVE FOR UNCOLLECTED TAXES	1,009,800.00	Net Valuation Taxable-Municipal	310,569,793.00	Reserves for Receivables	2,342,576.90
EXPENDITURES TOTAL	11,516,899.81	Net Valuation Taxable-County	255,401,640.00	Surplus Dec. 31, 1975	630,547.57
		State Equalized Valuation	269,706,989.00	Total	3,672,815.22
		State Equalization Ratio	115.31		

1208

Population 1970 4,590
 Population 1975 4,805
 S & P Rating
 Moody Rating

General Tax Rate Per \$100. 4.82
 State Equalized Tax Rate 3.56

JAMESBURG BOROUGH — MIDDLESEX COUNTY
 Form of Government:
 Borough Council
 Number of Members on Governing Body 6

PER CAPITA:
 Gross Debt 86.90
 Net Debt 59.85
 Debt Service 9.61
 Total Tax Levy 302.10
 Municipal Expenditures 138.28

PER CENT:
 Gross Debt 1.13
 Net Debt .78
 Tax Levy Collected 92.22
 Tax Levy Cancelled, Abated or Adjusted .59

EXPENDITURES		REVENUES-REALIZED		1975 PROPERTY TAX	
GENERAL GOVERNMENT				STATE EQUALIZED TAX RATE — 2.25	
Governing Body & Public Boards		1975 Property Taxes Collected	1,337,932.13	Local District School Taxes	928,478.00
Municipal Clerk		1975 Payments in Lieu of Taxes		Regional & Consolidated School Tax	
Financial Administration	5,700.00	Delinquent Tax & Lien Collections	67,194.88	School Taxes in Municipal Budget	
Assessment of Taxes	4,300.00	Business Personalty Replacement Taxes	28,020.28	County Taxes	234,723.04
Collection of Taxes	4,510.00	Taxes from Public Utilities	78,824.63	County Library Taxes	
Planning, Housing & Development	3,915.00	Other Miscellaneous Tax Revenues		Local Municipal Purpose Taxes	284,054.79
Human Resources		State Aid Revenues	871.50	Veteran & Senior Citizen Taxes	20,950.00
Elections	800.00	Federal Aid Revenues		Total Taxes for Rate Computation	1,468,205.83
General Administration (other)	62,185.00	State and Local Fiscal Assistance Act Utilized	56,614.73	Special District Taxes	
JUDICIARY		Sale of Acquired Property		Bank Stock Taxes	2,776.93
Municipal Courts	6,400.00	Other Miscellaneous Revenues	51,926.94	Added and Omitted Taxes	1,540.14
PUBLIC SAFETY		Total	1,621,385.09	Total Taxes Levied - ABSTRACT	1,451,572.90
Fire Protection	21,000.00	Prior Years Surplus Appropriated	94,862.73	Total Taxes Billed	1,450,777.24
Police Protection	169,427.66	REVENUES TOTAL	1,716,247.82	1975 TAXES COLLECTED	1,337,932.13
Civil Defense & Disaster Control	1,500.00	Reserve For Uncollected Taxes	121,561.94	1975 Taxes Cancelled, Abated or Adjusted	8,615.60
Environmental Inspection & Control	1,200.00	CAPITAL OUTLAY TOTAL	51,099.24	Transfer to Tax Title Liens or Foreclosed	10,969.36
Other Public Safety				Balance Outstanding Dec. 31, 1975	93,260.15
PUBLIC WORKS				PRIOR YEARS TAXES OUTSTANDING	
Streets and Drainage	45,000.00	Public Enterprises		Balance January 1, 1975	89,422.43
Sewers and Sewage Processing	51,290.00	Recreation—Culture		Collected in 1975	60,124.56
Garbage and Trash Disposal	48,300.00	Public Works	51,099.24	Cancelled, Abated or Adjusted 1975	1,452.44
Public Buildings and Grounds	5,200.00	Buildings and Grounds		Transfers to Tax Title Liens or Foreclosed	2,261.18
Other Public Works		Library and Education		Balance December 31, 1975	25,584.25
HEALTH and WELFARE		Conservation		TAX TITLE LIENS OUTSTANDING	
Health Services Except Environmental	2,525.00	All Other		Balance January 1, 1975	25,624.34
Welfare-Public Assistance	1,700.00	CAPITAL DEBT AUTHORIZED, DECEMBER 31, 1975		Transfer From Taxes	13,580.30
Hospitals, Clinics, First Aid		ISSUED AND UNISSUED		Redeemed in 1975	7,070.32
Animal, Insect, & Rodent Control	1,000.00	School	130,000	Cancelled, Abated or Adjusted (1975)	
Other Welfare Services		Self-Liquidating		Transfers to Foreclosed Property	
RECREATION and CONSERVATION		Other	287,563	Balance December 31, 1975	32,134.32
Beaches and Boardwalks		Total	417,563	PROPERTY ACQUIRED BY DEED OR	
Parks, Playgrounds, Shade Trees	1,600.00			FORECLOSURE	
Land Reclamation & Conservation	10,013.08	ISSUED AND OUTSTANDING		Balance January 1, 1975	4,500.00
Other Recreational Services	14,300.00	School	130,000.00	Transfers From Taxes or Liens	
EDUCATION (excluding schools)		Self-Liquidating		Sale for Cash (1975)	
Libraries	2,000.00	Other	224,000.00	Cancelled, Abated or Adjusted (1975)	
Other Educational Services		Total	354,000.00	Balance December 31, 1975	4,500.00
STATUTORY EXPENDITURES		EQUALIZED VALUATION BASIS		CURRENT FINANCES DECEMBER 31, 1975	
Pensions & F. I. C. A.	25,000.00	FOR NET DEBT COMPUTATION	37,013,884.57	ASSETS	
Employee Fringe Benefits		REAL PROPERTY VALUATIONS		Cash Dec. 31, 1975	222,736.85
Other Statutory Expenditures		Code Class # of Parcels % VAL'N		Taxes Receivable	118,844.40
CETA And Other Public Employment Programs		1 Vacant Land 162 2.02	596,500.00	Tax Title Liens	32,134.32
MUNICIPAL FUNCTIONS TOTAL	488,865.74	2 Residential 900 74.07	21,913,600.00	Foreclosed Property	4,500.00
CAPITAL IMPROVEMENTS *MEMO*	8,000.00	3 Farm		Emergencies & Other Deferred Charges	10,920.30
DEBT SERVICE		4a Commercial 80 13.42	3,971,000.00	State and Federal Aid Receivable	1,151.50
Principal Payments	34,000.00	4b Industrial 4 1.40	415,200.00	Other Receivables	6,088.34
Interest Payments	12,185.00	4c Apartments 19 9.09	2,688,000.00	Total	396,375.71
		Total 1165	29,584,300.06	LIABILITIES, RESERVES, AND SURPLUS	
DEFERRED CHARGES	7,799.88	Land Area .87 Sq. Miles		Cash liabilities	85,407.28
SCHOOL, COUNTY, SPECIAL DISTRICT TAXES	1,163,201.04	Net Valuation Taxable-Municipal	30,474,900.00	Reserves for Receivables	161,567.06
RESERVE FOR UNCOLLECTED TAXES	121,561.94	Net Valuation Taxable-County	43,457,502.00	Surplus-Dec. 31, 1975	149,401.37
EXPENDITURES TOTAL	1,827,613.60	State Equalized Valuation	40,897,978.00	Total	396,375.71
		State Equalization Ratio	73.98		

1414

Population 1970 **14,210**
 Population 1975 **15,440**
 S & P Rating **B88**
 Moody Rating **BAA**

General Tax Rate Per \$100. **3.56**
 State Equalized Tax Rate **3.15**

JEFFERSON TOWNSHIP — MORRIS COUNTY

Form of Government:

Mayor-Council Plan E (OMCL50)

Number of Members on Governing Body 5

PER CAPITA:

Gross Debt **453.37**
 Net Debt **55.96**
 Debt Service **5.71**
 Total Tax Levy **467.40**
 Municipal Expenditures **200.95**

PER CENT:

Gross Debt **3.41**
 Net Debt **.42**
 Tax Levy Collected **93.47**
 Tax Levy Cancelled, Abated or Adjusted **.66**

EXPENDITURES		REVENUES-REALIZED		1975 PROPERTY TAX	
GENERAL GOVERNMENT				STATE EQUALIZED TAX RATE	
Governing Body & Public Boards	50,129.00	1975 Property Taxes Collected	6,754,690.57	Local District School Taxes	2.08
Municipal Clerk		1975 Payments in Lieu of Taxes		Regional & Consolidated School Tax	
Financial Administration	28,420.00	Delinquent Tax & Lien Collections	369,521.39	School Taxes in Municipal Budget	
Assessment of Taxes	26,782.52	Business Personalty Replacement Taxes	42,392.97	County Taxes	.42
Collection of Taxes	40,882.94	Taxes from Public Utilities	588,254.50	County Library Taxes	.02
Planning, Housing & Development	24,909.00	Other Miscellaneous Tax Revenues		Local Municipal Purpose Taxes	.59
Human Resources	2,500.00	State Aid Revenues	15,285.00	Veteran & Senior Citizen Taxes	.04
Elections		Federal Aid Revenues	75,996.72	Total Taxes for Rate Computation	3.15
General Administration (other)	284,240.58	State and Local Fiscal Assistance Act Utilized	308,580.89	Special District Taxes	
JUDICIARY		Sale of Acquired Property	12,600.00	Bank Stock Taxes	3,933.91
Municipal Courts	23,995.96	Other Miscellaneous Revenues	241,129.12	Added and Omitted Taxes	63,813.71
PUBLIC SAFETY		Total	8,408,451.16	Total Taxes Levied - ABSTRACT	7,216,663.71
Fire Protection	43,010.00	Prior Years Surplus Appropriated	407,994.00	Total Taxes Billed	7,226,362.09
Police Protection	562,506.00	REVENUES	8,816,445.16	1975 TAXES COLLECTED	6,754,690.57
Civil Defense & Disaster Control	6,680.00	Reserve For Uncollected Taxes	559,601.46	1975 Taxes Cancelled, Abated or Adjusted	47,661.29
Environmental Inspection & Control	44,727.00	CAPITAL OUTLAY	169,941.67	Transfer to Tax Title Liens or Foreclosed	61,185.22
Other Public Safety	12,298.00	TOTAL		Balance Outstanding Dec. 31, 1975	362,825.01
PUBLIC WORKS				PRIOR YEARS TAXES OUTSTANDING	
Streets and Drainage	706,900.00	Public Enterprises		Balance January 1, 1975	306,757.02
Sewers and Sewage Processing	2,000.00	Recreation—Culture	11,735.95	Collected in 1975	294,235.01
Garbage and Trash Disposal	148,000.00	Public Works	85,699.36	Cancelled, Abated or Adjusted 1975	648.59
Public Buildings and Grounds	46,920.00	Buildings and Grounds	72,506.36	Transfers to Tax Title Liens or Foreclosed	11,121.75
Other Public Works	8,500.00	Library and Education		Balance December 31, 1975	751.67
HEALTH and WELFARE		Conservation		TAX TITLE LIENS OUTSTANDING	
Health Services Except Environmental	90,531.00	All Other		Balance January 1, 1975	219,437.23
Welfare-Public Assistance	10,612.00	CAPITAL DEBT AUTHORIZED, DECEMBER 31, 1975		Transfer From Taxes	73,778.13
Hospitals, Clinics, First Aid		ISSUED AND UNISSUED		Redeemed in 1975	75,286.38
Animal, Insect, & Rodent Control	9,702.00	GROSS DEBT	6,136,000	Cancelled, Abated or Adjusted (1975)	11,588.96
Other Welfare Services		School		Transfers to Foreclosed Property	10,187.25
RECREATION and CONSERVATION		Self-liquidating	864,000	Balance December 31, 1975	196,152.77
Beaches and Boardwalks		Other	864,000	PROPERTY ACQUIRED BY DEED OR	
Parks, Playgrounds, Shade Trees		Total	7,000,000	FORECLOSURE	
Land Reclamation & Conservation	1,600.00	ISSUED AND OUTSTANDING		Balance January 1, 1975	133,212.75
Other Recreational Services	49,478.00	School	6,136,000.00	Transfers From Taxes or Liens	10,187.25
EDUCATION (excluding schools)		Self-Liquidating		Sale for Cash (1975)	12,600.00
Libraries	9,000.00	Other	864,000.00	Cancelled, Abated or Adjusted (1975)	10,500.00
Other Educational Services	100.00	Total	7,000,000.00	Balance December 31, 1975	120,300.00
STATUTORY EXPENDITURES		EQUALIZED VALUATION BASIS		CURRENT FINANCES DECEMBER 31, 1975	
Pensions & F. I. C. A.	118,500.00	FOR NET DEBT COMPUTATION	205,282,098.00	ASSETS	
Employee Fringe Benefits		REAL PROPERTY VALUATIONS		Cash Dec. 31, 1975	825,460.35
Other Statutory Expenditures		Code Class # of Parcels % VAL'N		Taxes Receivable	363,576.68
CETA And Other Public Employment Programs	73,198.96	1 Vacant Land 2281 10.93	21,880,140.00	Tax Title Liens	196,152.77
MUNICIPAL FUNCTIONS	2,426,122.96	2 Residential 5488 81.12	162,353,600.00	Foreclosed Property	120,300.00
CAPITAL IMPROVEMENTS *MEMO*	46,000.00	3 Farm 5 .04	90,900.00	Emergencies & Other Deferred Charges	64,174.10
DEBT SERVICE		4a Commercial 165 7.02	14,040,100.00	State and Federal Aid Receivable	96,336.94
Principal Payments	35,000.00	4b Industrial 8 .40	792,500.00	Other Receivables	5,914.43
Interest Payments	53,095.00	4c Apartments 5 .49	975,700.00	Total	1,671,915.27
		Total 7952	200,132,940.00	LIABILITIES, RESERVES, AND SURPLUS	
DEFERRED CHARGES	28,887.10	Land Area 41.20 Sq. Miles		Cash Liabilities	243,909.35
SCHOOL, COUNTY, SPECIAL DISTRICT TAXES	5,787,780.22	Net Valuation Taxable-Municipal	202,985,677.00	Reserves for Receivables	685,943.88
RESERVE FOR UNCOLLECTED TAXES	559,601.46	Net Valuation Taxable-County	231,917,919.00	Surplus Dec. 31, 1975	742,062.04
EXPENDITURES		State Equalized Valuation	228,736,532.00	Total	1,671,915.27
TOTAL	8,890,486.74	State Equalization Ratio	88.60		

0906

Population 1970 **260,895**
 Population 1975 **259,790**
 S & P Rating **BBB+**
 Moody Rating **BAA-1**

General Tax Rate Per \$100. **8.56**
 State Equalized Tax Rate **5.75**

JERSEY CITY — HUDSON COUNTY

Form of Government:

Mayor-Council Plan C (OMCL50)

Number of Members on Governing Body 9

PER CAPITA:		PER CENT:	
Gross Debt	591.32	Gross Debt	13.01
Net Debt	227.83	Net Debt	5.01
Debt Service	34.82	Tax Levy Collected	90.08
Total Tax Levy	266.44	Tax Levy Cancelled, Abated or Adjusted	.84
Municipal Expenditures	412.64		

EXPENDITURES		REVENUES-REALIZED		1975 PROPERTY TAX	
GENERAL GOVERNMENT				STATE EQUALIZED TAX RATE	
Governing Body & Public Boards	347,773.00	1975 Property Taxes Collected	62,348,090.04	Local District School Taxes	2.08
Municipal Clerk	177,258.00	1975 Payments in Lieu of Taxes	471,345.99	Regional & Consolidated School Tax	
Financial Administration	594,971.00	Delinquent Tax & Lien Collections	3,696,261.51	School Taxes in Municipal Budget	.20
Assessment of Taxes	327,378.00	Business Personalty Replacement Taxes	5,970,001.23	County Taxes	1.06
Collection of Taxes	305,404.00	Taxes from Public Utilities	12,090,106.56	County Library Taxes	
Planning, Housing & Development	1,610,201.00	Other Miscellaneous Tax Revenues	44,133.04	Local Municipal Purpose Taxes	2.36
Human Resources	4,186,434.38	State Aid Revenues	15,784,398.73	Veteran & Senior Citizen Taxes	.05
Elections	30,187.00	Federal Aid Revenues	11,679,162.71	Total Taxes for Rate Computation	5.75
General Administration (other)	3,988,578.81	State and Local Fiscal Assistance Act Utilized	5,651,985.45	Special District Taxes	
JUDICIARY		Sale of Acquired Property		Bank Stock Taxes	156,045.78
Municipal Courts	679,017.00	Other Miscellaneous Revenues	15,450,312.23	Added and Omitted Taxes	195,405.26
PUBLIC SAFETY		Total	133,185,797.49	Total Taxes Levied - ABSTRACT	69,217,197.28
Fire Protection	13,375,200.00	Prior Years Surplus Appropriated	1,230,000.00	Total Taxes Billed	69,217,197.28
Police Protection	18,272,934.00	REVENUES TOTAL	134,415,797.49	1975 TAXES COLLECTED	62,348,090.04
Civil Defense & Disaster Control		Reserve For Uncollected Taxes	6,839,335.99	1975 Taxes Cancelled, Abated or Adjusted	579,530.52
Environmental Inspection & Control	462,902.00	CAPITAL OUTLAY TOTAL	21,901,958.11	Transfer to Tax Title Liens or Foreclosed	1,483,075.84
Other Public Safety	18,529.00			Balance Outstanding Dec. 31, 1975	4,806,500.88
PUBLIC WORKS				PRIOR YEARS TAXES OUTSTANDING	
Streets and Drainage	4,365,297.00	Public Enterprises	10,412,008.03	Balance January 1, 1975	10,490,655.29
Sewers and Sewage Processing	3,605,677.00	Recreation—Culture	116,693.24	Collected in 1975	2,517,071.49
Garbage and Trash Disposal	885,686.00	Public Works	4,913,753.79	Cancelled, Abated or Adjusted 1975	357,243.90
Public Buildings and Grounds	2,063,605.00	Buildings and Grounds	2,713,596.03	Transfers to Tax Title Liens or Foreclosed	907,571.75
Other Public Works		Library and Education	3,745,907.02	Balance December 31, 1975	6,708,768.15
HEALTH and WELFARE		Conservation		TAX TITLE LIENS OUTSTANDING	
Health Services Except Environmental	2,241,431.00	All Other		Balance January 1, 1975	10,767,977.54
Welfare-Public Assistance	1,120,251.00	CAPITAL DEBT AUTHORIZED, DECEMBER 31, 1975		Transfer From Taxes	2,516,992.47
Hospitals, Clinics, First Aid	4,678,006.00	ISSUED AND UNISSUED		Redeemed in 1975	1,179,190.02
Animal, Insect, & Rodent Control	220,026.00	School	54,187,500	Cancelled, Abated or Adjusted (1975)	
Other Welfare Services		Self-liquidating	51,001,510	Transfers to Foreclosed, Property	
RECREATION and CONSERVATION		Other	48,429,141	Balance December 31, 1975	12,105,779.99
Beaches and Boardwalks		Total	153,618,151	PROPERTY ACQUIRED BY DEED OR	
Parks, Playgrounds, Shade Trees	1,925,390.00	ISSUED AND OUTSTANDING		FORECLOSURE	
Land Reclamation & Conservation	73.00	School	46,362,500.00	Balance January 1, 1975	10,521,767.00
Other Recreational Services	5,500.00	Self-Liquidating	29,013,500.00	Transfers From Taxes or Liens	
EDUCATION (excluding schools)		Other	45,391,500.00	Sale for Cash (1975)	
Libraries	1,512,286.00	Total	120,767,500.00	Cancelled, Abated or Adjusted (1975)	
Other Educational Services	200.00	EQUALIZED VALUATION BASIS		Balance December 31, 1975	10,521,767.00
STATUTORY EXPENDITURES		FOR NET DEBT COMPUTATION	1,180,961,071.67	CURRENT FINANCES DECEMBER 31, 1975	
Pensions & F. I. C. A.	8,842,818.00	REAL PROPERTY VALUATIONS		ASSETS	
Employee Fringe Benefits	2,605,000.00	Code Class # of Parcels % VAL'N		Cash Dec. 31, 1975	10,336,611.21
Other Statutory Expenditures		1 Vacant Land 3475 4.19	32,775,025.00	Taxes Receivable	11,515,269.03
CETA And Other Public Employment Programs	10,325,918.00	2 Residential 23965 40.50	316,795,025.00	Tax Title Liens	12,105,779.99
MUNICIPAL FUNCTIONS TOTAL	88,773,931.19	3 Farm		Foreclosed Property	10,521,767.00
CAPITAL IMPROVEMENTS *MEMO*	200,000.00	4a Commercial 4191 18.70	146,290,950.00	Emergencies & Other Deferred Charges	3,159,842.74
DEBT SERVICE		4b Industrial 1371 21.25	166,186,550.00	State and Federal Aid Receivable	1,671,489.55
Principal Payments	4,236,000.00	4c Apartments 2472 15.36	120,182,350.00	Other Receivables	4,875,874.68
Interest Payments	4,810,815.00	Total 35474	782,229,500.00	Total	54,186,634.20
TYPE I SCHL DEBT - MEMO	5,095,026.00	Land Area 14.65 Sq. Miles		LIABILITIES, RESERVES, AND SURPLUS	
DEFERRED CHARGES	2,538,780.44	Net Valuation Taxable-Municipal	811,894,411.00	Cash Liabilities	14,846,277.06
SCHOOL, COUNTY, SPECIAL DISTRICT TAXES	40,397,664.87	Net Valuation Taxable-County	1,319,564,447.00	Reserves for Receivables	39,018,690.70
RESERVE FOR UNCOLLECTED TAXES	6,839,335.99	State Equalized Valuation	1,249,608,298.00	Surplus Dec. 31, 1975	321,666.44
EXPENDITURES TOTAL	147,596,527.49	State Equalization Ratio	67.27	Total	54,186,634.20

1321

Population 1970 9,745
 Population 1975 10,170
 S & P Rating
 Moody Rating BAA-1

General Tax Rate Per \$100. 5.24
 State Equalized Tax Rate 4.06

KEANSBURG BOROUGH — MONMOUTH COUNTY

Form of Government:
 Council-Manager Plan B (OMCL50)
 Number of Members on Governing Body 5

PER CAPITA:
 Gross Debt 379.30
 Net Debt 145.32
 Debt Service 16.18
 Total Tax Levy 279.95
 Municipal Expenditures 275.57

PER CENT:
 Gross Debt 4.96
 Net Debt 2.28
 Tax Levy Collected 86.37
 Tax Levy Cancelled, Abated or Adjusted

EXPENDITURES		REVENUES-REALIZED		1975 PROPERTY TAX	
GENERAL GOVERNMENT				STATE EQUALIZED TAX RATE	
Governing Body & Public Boards	7,980.00	1975 Property Taxes Collected	2,459,108.85	Local District School Taxes 1.81	1,280,296.32
Municipal Clerk	24,750.00	1975 Payments in Lieu of Taxes	17,600.00	Regional & Consolidated School Tax	
Financial Administration	51,950.00	Delinquent Tax & Lien Collections	321,759.54	School Taxes in Municipal Budget	
Assessment of Taxes	8,850.00	Business Personalty Replacement Taxes	48,339.80	County Taxes	426,711.04
Collection of Taxes	35,225.00	Taxes from Public Utilities	140,780.79	County Library Taxes	15,111.34
Planning, Housing & Development	6,380.00	Other Miscellaneous Tax Revenues		Local Municipal Purpose Taxes	1,105,448.40
Human Resources	111,372.71	State Aid Revenues	70,625.00	Veteran & Senior Citizen Taxes	47,810.00
Elections	3,800.00	Federal Aid Revenues	286,889.20	Total Taxes for Rate Computation	2,875,377.10
General Administration (other)	183,663.00	State and Local Fiscal Assistance Act Utilized	302,337.03	Special District Taxes	
JUDICIARY		Sale of Acquired Property		Bank Stock Taxes	6,551.60
Municipal Courts	23,600.00	Other Miscellaneous Revenues	240,055.75	Added and Omitted Taxes	12,982.04
PUBLIC SAFETY		Total	3,887,505.96	Total Taxes Levied - ABSTRACT	2,847,100.74
Fire Protection	34,450.00	Prior Years Surplus Appropriated	210,000.00	Total Taxes Billed	2,847,100.74
Police Protection	384,088.02	REVENUES TOTAL	4,097,505.96	1975 TAXES COLLECTED	2,459,108.85
Civil Defense & Disaster Control	1,000.00	Reserve For Uncollected Taxes	385,696.00	1975 Taxes Cancelled, Abated or Adjusted	
Environmental Inspection & Control	18,237.50	CAPITAL OUTLAY TOTAL	107,361.58	Transfer to Tax Title Liens or Foreclosed	
Other Public Safety	8,084.70			Balance Outstanding Dec. 31, 1975	387,991.89
PUBLIC WORKS				PRIOR YEARS TAXES OUTSTANDING	
Streets and Drainage	278,855.47	Public Enterprises	1,012.24	Balance January 1, 1975	287,570.15
Sewers and Sewage Processing	131,900.00	Recreation—Culture		Collected in 1975	225,957.43
Garbage and Trash Disposal		Public Works	89,474.34	Cancelled, Abated or Adjusted 1975	
Public Buildings and Grounds	58,750.00	Buildings and Grounds	16,875.00	Transfers to Tax Title Liens or Foreclosed	
Other Public Works		Library and Education		Balance December 31, 1975	61,612.72
HEALTH and WELFARE		Conservation		TAX TITLE LIENS OUTSTANDING	
Health Services Except Environmental	27,962.50	All Other		Balance January 1, 1975	215,891.82
Welfare-Public Assistance	10,629.75	CAPITAL DEBT AUTHORIZED, DECEMBER 31, 1975		Transfer From Taxes	
Hospitals, Clinics, First Aid	2,000.00	ISSUED AND UNISSUED		Redeemed in 1975	95,802.11
Animal, Insect, & Rodent Control		School	1,871,000	Cancelled, Abated or Adjusted (1975)	
Other Welfare Services		Self-liquidating	795,000	Transfers to Foreclosed Property	
RECREATION and CONSERVATION		Other	1,191,505	Balance December 31, 1975	120,069.71
Beaches and Boardwalks	19,450.00	Total	3,857,505	PROPERTY ACQUIRED BY DEED OR FORECLOSURE	
Parks, Playgrounds, Shade Trees	36,500.00	ISSUED AND OUTSTANDING		Balance January 1, 1975	176,639.00
Land Reclamation & Conservation	3,000.00	School	1,871,000.00	Transfers From Taxes or Liens	
Other Recreational Services	2,100.00	Self-Liquidating	795,000.00	Sale for Cash (1975)	
EDUCATION (excluding schools)		Other	1,180,500.00	Cancelled, Abated or Adjusted (1975)	
Libraries	2,700.00	Total	3,846,500.00	Balance December 31, 1975	176,639.00
Other Educational Services		EQUALIZED VALUATION BASIS		CURRENT FINANCES DECEMBER 31, 1975	
STATUTORY EXPENDITURES		FOR NET DEBT COMPUTATION	64,761,955.00	ASSETS	
Pensions & F. I. C. A.	93,675.06	REAL PROPERTY VALUATIONS		Cash Dec. 31, 1975	364,263.90
Employee Fringe Benefits	55,000.00	Code Class # of Parcels % VAL'N		Taxes Receivable	449,604.61
Other Statutory Expenditures		1 Vacant Land 358 2.45	1,120,400.00	Tax Title Liens	120,089.71
CETA And Other Public Employment Programs	288,941.79	2 Residential 2396 67.92	31,079,000.00	Foreclosed Property	176,639.00
MUNICIPAL FUNCTIONS TOTAL	1,914,935.50	3 Farm		Emergencies & Other Deferred Charges	108,412.29
CAPITAL IMPROVEMENTS *MEMC*	10,000.00	4a Commercial 161 11.26	5,153,900.00	State and Federal Aid Receivable	41,885.68
DEBT SERVICE		4b Industrial 3 .28	126,600.00	Other Receivables	51,622.33
Principal Payments	105,000.00	4c Apartments 426 18.09	8,277,800.00	Total	1,312,517.52
Interest Payments	59,580.30	Total 3344	45,757,700.00	LIABILITIES, RESERVES, AND SURPLUS	
DEFERRED CHARGES	337,355.19	Land Area .95 Sq. Miles		Cash Liabilities	342,947.25
SCHOOL, COUNTY, SPECIAL DISTRICT TAXES	1,722,118.70	Net Valuation Taxable-Municipal	46,115,395.00	Reserves for Receivables	797,955.65
RESERVE FOR UNCOLLECTED TAXES	385,696.00	Net Valuation Taxable-County	67,965,031.00	Surplus Dec. 31, 1975	171,614.62
EXPENDITURES TOTAL	4,524,685.69	State Equalized Valuation	70,613,645.00	Total	1,312,517.52
		State Equalization Ratio	65.13		

0907

Population 1970 37,625
 Population 1975 38,195
 S & P Rating
 Moody Rating AA

General Tax Rate Per \$100. 4.56
 State Equalized Tax Rate 2.54

KEARNY TOWN — HUDSON COUNTY

Form of Government:

Town Council

Number of Members on Governing Body 9

PER CAPITA:

Gross Debt 410.49
 Net Debt 204.37
 Debt Service 37.76
 Total Tax Levy 416.09
 Municipal Expenditures 343.88

PER CENT:

Gross Debt 2.66
 Net Debt 1.33
 Tax Levy Collected 97.03
 Tax Levy Cancelled, Abated or Adjusted

EXPENDITURES		REVENUES-REALIZED		1975 PROPERTY TAX	
GENERAL GOVERNMENT				STATE EQUALIZED TAX RATE	
Governing Body & Public Boards		1975 Property Taxes Collected	15,420,660.40	Local District School Taxes 1.19	7,460,947.00
Municipal Clerk		1975 Payments in Lieu of Taxes		Regional & Consolidated School Tax	
Financial Administration	98,070.00	Delinquent Tax & Lien Collections	811,434.41	School Taxes in Municipal Budget .13	788,490.25
Assessment of Taxes	65,400.00	Business Personalty Replacement Taxes	1,947,492.66	County Taxes 1.03	6,478,087.78
Collection of Taxes	87,011.00	Taxes from Public Utilities	6,187,982.37	County Library Taxes	
Planning, Housing & Development	32,096.00	Other Miscellaneous Tax Revenues	29,371.00	Local Municipal Purpose Taxes .17	1,074,871.88
Human Resources	26,340.00	State Aid Revenues	207,580.10	Veteran & Senior Citizen Taxes .03	167,200.00
Elections	10,041.00	Federal Aid Revenues	273,828.89	Total Taxes for Rate Computation 2.55	15,969,596.91
General Administration (other)	439,067.72	State and Local Fiscal Assistance Act Utilized	469,329.95	Special District Taxes	
JUDICIARY		Sale of Acquired Property		Bank Stock Taxes	16,782.25
Municipal Courts	52,516.68	Other Miscellaneous Revenues	1,564,735.81	Added and Omitted Taxes	73,483.02
PUBLIC SAFETY		Total	26,912,465.59	Total Taxes Levied - ABSTRACT	15,892,662.18
Fire Protection	2,774,239.00	Prior Years Surplus Appropriated	547,660.16	Total Taxes Billed	15,892,662.18
Police Protection	2,546,600.00	REVENUES TOTAL	27,460,125.75	1975 TAXES COLLECTED	15,420,660.40
Civil Defense & Disaster Control	5,000.00	Reserve For Uncollected Taxes	791,274.09	1975 Taxes Cancelled, Abated or Adjusted	
Environmental Inspection & Control	75,942.00	CAPITAL OUTLAY TOTAL	1,016,453.51	Transfer to Tax Title Liens or Foreclosed	
Other Public Safety	45,444.00			Balance Outstanding Dec. 31, 1975	472,001.78
PUBLIC WORKS				PRIOR YEARS TAXES OUTSTANDING	
Streets and Drainage	539,025.00	Public Enterprises	186,869.50	Balance January 1, 1975	1,792,587.08
Sewers and Sewage Processing	816,707.59	Recreation—Culture	19,303.63	Collected in 1975	790,350.81
Garbage and Trash Disposal	494,155.00	Public Works	607,460.91	Cancelled, Abated or Adjusted 1975	
Public Buildings and Grounds	89,135.00	Buildings and Grounds	202,819.47	Transfers to Tax Title Liens or Foreclosed	
Other Public Works	31,500.00	Library and Education		Balance December 31, 1975	1,002,236.27
HEALTH and WELFARE		Conservation		TAX TITLE LIENS OUTSTANDING	
Health Services Except Environmental	271,146.00	All Other		Balance January 1, 1975	54,600.33
Welfare-Public Assistance	54,000.00	CAPITAL DEBT AUTHORIZED, DECEMBER 31, 1975		Transfer From Taxes	
Hospitals, Clinics, First Aid	30,000.00	ISSUED AND UNISSUED		Redeemed in 1975	21,133.60
Animal, Insect, & Rodent Control		SCHOOL	7,838,500	Cancelled, Abated or Adjusted (1975)	
Other Welfare Services		Self-liquidating	1,385,924	Transfers to Foreclosed Property	
RECREATION and CONSERVATION		Other	6,454,122	Balance December 31, 1975	33,466.73
Beaches and Boardwalks		Total	15,678,546	PROPERTY ACQUIRED BY DEED OR	
Parks, Playgrounds, Shade Trees	289,290.00	ISSUED AND OUTSTANDING		FORECLOSURE	
Land Reclamation & Conservation	1,000.00	SCHOOL	7,298,250.00	Balance January 1, 1975	936,082.00
Other Recreational Services	266,990.20	Self-Liquidating	575,000.00	Transfers From Taxes or Liens	
EDUCATION (excluding schools)		Other	4,398,000.00	Sale for Cash (1975)	
Libraries	177,000.00	Total	12,271,250.00	Cancelled, Abated or Adjusted (1975)	
Other Educational Services		EQUALIZED VALUATION BASIS		Balance December 31, 1975	936,082.00
STATUTORY EXPENDITURES		FOR NET DEBT COMPUTATION	588,761,958.67	CURRENT FINANCES DECEMBER 31, 1975	
Pensions & F. I. C. A.	937,700.00	REAL PROPERTY VALUATIONS		ASSETS	
Employee Fringe Benefits	310,900.00	Code Class # of Parcels % VAL'N		Cash Dec. 31, 1975	1,700,989.74
Other Statutory Expenditures		1 Vacant Land 405 1.80	6,200,500.00	Taxes Receivable	1,474,238.05
CETA And Other Public Employment Programs	268,639.59	2 Residential 6720 41.39	142,822,000.00	Tax Title Liens	33,466.73
MUNICIPAL FUNCTIONS TOTAL	10,834,955.78	3 Farm		Foreclosed Property	936,082.00
CAPITAL IMPROVEMENTS *MEMO*	99,326.00	4a Commercial 608 13.41	46,289,300.00	Emergencies & Other Deferred Charges	682,086.19
DEBT SERVICE		4b Industrial 220 40.64	140,220,000.00	State and Federal Aid Receivable	80,922.91
Principal Payments	950,000.00	4c Apartments 104 2.76	9,535,600.00	Other Receivables	1,060,660.75
Interest Payments	492,064.12	Total 8057	345,067,400.00	Total	5,968,446.37
TYPE I SCHL DEBT *MEMO	788,490.25	Land Area 9.30 Sq. Miles		LIABILITIES, RESERVES, AND SURPLUS	
DEFERRED CHARGES	66,379.06	Net Valuation Taxable-Municipal	350,566,845.00	Cash-Liabilities	1,903,069.18
SCHOOL, COUNTY, SPECIAL DISTRICT TAXES	14,727,525.03	Net Valuation Taxable-County	668,409,098.00	Reserves for Receivables	3,504,447.53
RESERVE FOR UNCOLLECTED TAXES	791,274.09	State Equalized Valuation	630,626,554.00	Surplus Dec. 31, 1975	560,929.66
EXPENDITURES TOTAL	27,862,198.08	State Equalization Ratio	55.81	Total	5,968,446.37

2008

Population 1970 **9,175**
 Population 1975 **9,330**
 S & P Rating
 Moody Rating

General Tax Rate Per \$100. **2.29**
 State Equalized Tax Rate **2.15**

KENILWORTH BOROUGH — UNION COUNTY

Form of Government:

Borough Council

Number of Members on Governing Body 6

PER CAPITA:

Gross Debt **218.96**
 Net Debt **44.84**
 Debt Service **3.38**
 Total Tax Levy **424.23**
 Municipal Expenditures **160.24**

PER CENT:

Gross Debt **1.25**
 Net Debt **.26**
 Tax Levy Collected **97.69**
 Tax Levy Cancelled, Abated or Adjusted **.04**

EXPENDITURES		REVENUES-REALIZED		1975 PROPERTY TAX	
GENERAL GOVERNMENT				STATE EQUALIZED TAX RATE	
Governing Body & Public Boards		1975 Property Taxes Collected	3,871,909.56	Local District School Taxes	.62
Municipal Clerk		1975 Payments in Lieu of Taxes		Regional & Consolidated School Tax	.80
Financial Administration		Delinquent Tax & Lien Collections	49,517.76	School Taxes in Municipal Budget	
Assessment of Taxes	12,985.00	Business Personalty Replacement Taxes	385,277.68	County Taxes	.48
Collection of Taxes	36,345.00	Taxes from Public Utilities	283,868.36	County Library Taxes	
Planning, Housing & Development	2,580.00	Other Miscellaneous Tax Revenues		Local Municipal Purpose Taxes	.22
Human Resources		State Aid Revenues	2,372.50	Veteran & Senior Citizen Taxes	.03
Elections		Federal Aid Revenues		Total Taxes for Rate Computation	2.15
General Administration (other)	99,650.00	State and Local Fiscal Assistance Act Utilized	64,423.00	Special District Taxes	
JUDICIARY		Sale of Acquired Property		Bank Stock Taxes	
Municipal Courts	5,695.00	Other Miscellaneous Revenues	168,664.34	Added and Omitted Taxes	
PUBLIC SAFETY		Total	4,826,033.20	Total Taxes Levied - ABSTRACT	
Fire Protection	66,485.00	Prior Years Surplus Appropriated	345,000.00	Total Taxes Billed	
Police Protection	392,410.00	REVENUES TOTAL	5,171,033.20	1975 TAXES COLLECTED	3,871,909.56
Civil Defense & Disaster Control	3,365.00	Reserve For Uncollected Taxes	157,738.61	1975 Taxes Cancelled, Abated or Adjusted	1,515.44
Environmental Inspection & Control	3,350.00	CAPITAL OUTLAY TOTAL	19,106.89	Transfer to Tax Title Liens or Foreclosed	599.98
Other Public Safety				Balance Outstanding Dec. 31, 1975	89,532.45
PUBLIC WORKS				PRIOR YEARS TAXES OUTSTANDING	
Streets and Drainage	191,995.00	Public Enterprises		Balance January 1, 1975	49,670.54
Sewers and Sewage Processing	106,365.00	Recreation—Culture	7,263.40	Collected in 1975	49,517.76
Garbage and Trash Disposal	88,675.00	Public Works	8,604.96	Cancelled, Abated or Adjusted 1975	
Public Buildings and Grounds	19,996.00	Buildings and Grounds	3,238.53	Transfers to Tax Title Liens or Foreclosed	152.78
Other Public Works	27,051.00	Library and Education		Balance December 31, 1975	
HEALTH and WELFARE		Conservation		TAX TITLE LIENS OUTSTANDING	
Health Services Except Environmental	31,535.00	All Other		Balance January 1, 1975	3,448.16
Welfare-Public Assistance	1,910.00	CAPITAL DEBT AUTHORIZED, DECEMBER 31, 1975		Transfer From Taxes	878.42
Hospitals, Clinics, First Aid		ISSUED AND UNISSUED GROSS DEBT		Redeemed in 1975	
Animal, Insect, & Rodent Control	2,550.00	School	1,612,391	Cancelled, Abated or Adjusted (1975)	
Other Welfare Services		Self-liquidating	430,466	Transfers to Foreclosed Property	
RECREATION and CONSERVATION		Other	418,313	Balance December 31, 1975	4,326.58
Beaches and Boardwalks		Total	2,042,857	PROPERTY ACQUIRED BY DEED OR	
Parks, Playgrounds, Shade Trees	25,210.00			FORECLOSURE	
Land Reclamation & Conservation		ISSUED AND OUTSTANDING		Balance January 1, 1975	22,150.00
Other Recreational Services	1,500.00	School	1,612,391.00	Transfers From Taxes or Liens	
EDUCATION (excluding schools)		Self-Liquidating		Sale for Cash (1975)	
Libraries	50,000.00	Other	125,800.00	Cancelled, Abated or Adjusted (1975)	
Other Educational Services		Total	1,738,191.00	Balance December 31, 1975	22,150.00
STATUTORY EXPENDITURES		EQUALIZED VALUATION BASIS		CURRENT FINANCES DECEMBER 31, 1975	
Pensions & F. I. C. A.	81,970.00	FOR NET DEBT COMPUTATION	163,023,098.33	ASSETS	
Employee Fringe Benefits	32,500.00	REAL PROPERTY VALUATIONS		Cash Dec. 31, 1975	1,807,100.99
Other Statutory Expenditures		Code Class # of Parcels % VAL'N		Taxes Receivable	89,532.45
CETA And Other Public Employment Programs		1 Vacant Land 190 1.46	2,534,700.00	Tax Title Liens	4,326.58
MUNICIPAL FUNCTIONS TOTAL	1,284,122.00	2 Residential 2424 57.23	99,460,100.00	Foreclosed Property	22,150.00
CAPITAL IMPROVEMENTS *MEMO*	40,000.00	3 Farm		Emergencies & Other Deferred Charges	24,800.00
DEBT SERVICE		4a Commercial 159 9.83	17,090,600.00	State and Federal Aid Receivable	3,632.04
Principal Payments	24,000.00	4b Industrial 143 31.48	54,709,100.00	Other Receivables	887.76
Interest Payments	7,520.00	4c Apartments		Total	1,952,429.82
DEFERRED CHARGES	21,700.00	Total 2916	173,794,500.00	LIABILITIES, RESERVES, AND SURPLUS	
SCHOOL, COUNTY, SPECIAL DISTRICT TAXES	3,515,585.61	Land Area 2.00 Sq. Miles		Cash Liabilities	1,394,792.00
RESERVE FOR UNCOLLECTED TAXES	157,738.61	Net Valuation Taxable-Municipal	174,741,885.00	Reserves for Receivables	116,896.79
EXPENDITURES TOTAL	5,010,666.22	Net Valuation Taxable-County	189,408,738.00	Surplus Dec. 31, 1975	440,741.03
		State Equalized Valuation	185,642,408.00	Total	1,952,429.82
		State Equalization Ratio	94.12		

1322

Population 1970 **7,210**
 Population 1975 **7,400**
 S & P Rating
 Moody Rating **BA**

General Tax Rate Per \$100. **5.03**
 State Equalized Tax Rate **3.58**

KEYPORT BOROUGH — MONMOUTH COUNTY**Form of Government:****Borough Council****Number of Members on Governing Body 6**

PER CAPITA:
 Gross Debt **398.62**
 Net Debt **141.80**
 Debt Service **14.46**
 Total Tax Levy **346.76**
 Municipal Expenditures **209.92**

PER CENT:
 Gross Debt **4.67**
 Net Debt **1.66**
 Tax Levy Collected **92.73**
 Tax Levy Cancelled, Abated or Adjusted **.22**

EXPENDITURES		REVENUES-REALIZED		1975 PROPERTY TAX	
GENERAL GOVERNMENT				STATE EQUALIZED TAX RATE → 1.90	
Governing Body & Public Boards	3,000.00	1975 Property Taxes Collected	2,414,056.35	Local District School Taxes	1,379,027.75
Municipal Clerk		1975 Payments in Lieu of Taxes	60,382.06	Regional & Consolidated School Tax	
Financial Administration	33,610.00	Delinquent Tax & Lien Collections	156,023.03	School Taxes in Municipal Budget	
Assessment of Taxes	11,470.00	Business Personalty Replacement Taxes	74,803.16	County Taxes	430,954.80
Collection of Taxes	28,650.00	Taxes from Public Utilities	141,770.16	County Library Taxes	
Planning, Housing & Development	2,175.00	Other Miscellaneous Tax Revenues		Local Municipal Purpose Taxes	743,688.10
Human Resources	500.00	State Aid Revenues	2,845.50	Veteran & Senior Citizen Taxes	36,680.00
Elections	1,900.00	Federal Aid Revenues	24,139.71	Total Taxes for Rate Computation	2,590,350.65
General Administration (other)	115,661.00	State and Local Fiscal Assistance Act Utilized	140,502.50	Special District Taxes	
JUDICIARY		Sale of Acquired Property	1,000.00	Bank Stock Taxes	12,390.25
Municipal Courts	15,623.00	Other Miscellaneous Revenues	68,046.80	Added and Omitted Taxes	
PUBLIC SAFETY		Total	3,083,569.27	Total Taxes Levied - ABSTRACT	2,566,060.90
Fire Protection	58,985.00	Prior Years Surplus Appropriated	195,000.00	Total Taxes Billed	2,603,227.97
Police Protection	366,540.00	REVENUES TOTAL	3,278,569.27	1975 TAXES COLLECTED	2,414,056.35
Civil Defense & Disaster Control	1,000.00	Reserve For Uncollected Taxes	255,394.36	1975 Taxes Cancelled, Abated or Adjusted	5,690.16
Environmental Inspection & Control	6,350.00	CAPITAL OUTLAY TOTAL	498,409.76	Transfer to Tax Title Liens or Foreclosed	12,793.47
Other Public Safety				Balance Outstanding Dec. 31, 1975	170,687.99
PUBLIC WORKS				PRIOR YEARS TAXES OUTSTANDING	
Streets and Drainage	181,135.00	Public Enterprises	394,235.61	Balance January 1, 1975	146,736.50
Sewers and Sewage Processing	54,200.00	Recreation—Culture		Collected in 1975	139,592.85
Garbage and Trash Disposal	85,504.00	Public Works	78,311.59	Cancelled, Abated or Adjusted 1975	74.94
Public Buildings and Grounds	18,445.00	Buildings and Grounds	25,862.56	Transfers to Tax Title Liens or Foreclosed	1,639.10
Other Public Works		Library and Education		Balance December 31, 1975	5,429.61
HEALTH and WELFARE		Conservation		TAX TITLE LIENS OUTSTANDING	
Health Services Except Environmental	24,522.00	All Other		Balance January 1, 1975	51,672.20
Welfare-Public Assistance	15,950.00	CAPITAL DEBT AUTHORIZED, DECEMBER 31, 1975		Transfer From Taxes	14,614.06
Hospitals, Clinics, First Aid	2,000.00	ISSUED AND UNISSUED		Redeemed in 1975	16,430.18
Animal, Insect, & Rodent Control		School	1,143,000	Cancelled, Abated or Adjusted (1975)	1,869.39
Other Welfare Services		Self-liquidating	757,500	Transfers to Foreclosed Property	
RECREATION and CONSERVATION		Other	1,049,292	Balance December 31, 1975	47,986.69
Beaches and Boardwalks		Total	2,949,792	PROPERTY ACQUIRED BY DEED OR FORECLOSURE	
Parks, Playgrounds, Shade Trees	4,800.00	ISSUED AND OUTSTANDING		Balance January 1, 1975	111,850.00
Land Reclamation & Conservation		School	1,143,000.00	Transfers From Taxes or Liens	
Other Recreational Services	26,000.00	Self-Liquidating	757,500.00	Sale for Cash (1975)	1,000.00
EDUCATION (excluding schools)		Other	982,000.00	Cancelled, Abated or Adjusted (1975)	
Libraries	15,300.00	Total	2,882,500.00	Balance December 31, 1975	110,850.00
Other Educational Services		EQUALIZED VALUATION BASIS		CURRENT FINANCES DECEMBER 31, 1975	
STATUTORY EXPENDITURES		FOR NET DEBT COMPUTATION	63,209,009.67	ASSETS	
Pensions & F. I. C. A.	64,865.00	REAL PROPERTY VALUATIONS		Cash Dec. 31, 1975	313,268.38
Employee Fringe Benefits	21,500.00	Code Class # of Parcels % VAL'N		Taxes Receivable	176,117.60
Other Statutory Expenditures		1 Vacant Land 213 2.98	1,454,900.00	Tax Title Liens	47,986.69
CETA And Other Public Employment Programs	28,143.00	2 Residential 1580 61.91	30,214,250.00	Foreclosed Property	110,850.00
MUNICIPAL FUNCTIONS TOTAL	1,187,828.00	3 Farm		Emergencies & Other Deferred Charges	7,560.00
CAPITAL IMPROVEMENTS *MEMO*	10,000.00	4a Commercial 229 24.59	11,999,050.00	State and Federal Aid Receivable	40,865.50
DEBT SERVICE		4b Industrial 5 3.08	1,501,150.00	Other Receivables	15,452.17
Principal Payments	56,500.00	4c Apartments 13 7.44	3,631,900.00	Total	712,100.34
Interest Payments	50,500.00	Total 2040	48,801,250.00	LIABILITIES, RESERVES, AND SURPLUS	
DEFERRED CHARGES	3,220.00	Land Area 1.40 Sq. Miles		Cash Liabilities	161,597.53
SCHOOL, COUNTY, SPECIAL DISTRICT TAXES	1,809,982.55	Net Valuation Taxable-Municipal	51,579,474.00	Reserves for Receivables	350,406.46
RESERVE FOR UNCOLLECTED TAXES	255,394.36	Net Valuation Taxable-County	69,351,278.00	Surplus Dec. 31, 1975	200,096.35
EXPENDITURES TOTAL	3,363,424.91	State Equalized Valuation	71,273,331.00	Total	712,100.34
		State Equalization Ratio	71.25		

1016

Population 1970 2,295
 Population 1975 2,425
 S & P Rating
 Moody Rating

General Tax Rate Per \$100. 3.01
 State Equalized Tax Rate 2.60

KINGWOOD TOWNSHIP — HUNTERDON COUNTY

Form of Government:
 Township Committee
 Number of Members on Governing Body 3

PER CAPITA:
 Gross Debt 50.96
 Net Debt 8.25
 Debt Service
 Total Tax Levy 512.07
 Municipal Expenditures 184.45

PER CENT:
 Gross Debt .28
 Net Debt .05
 Tax Levy Collected 87.08
 Tax Levy Cancelled, Abated or Adjusted .67

EXPENDITURES		REVENUES-REALIZED		1975 PROPERTY TAX	
GENERAL GOVERNMENT				STATE EQUALIZED TAX RATE	
Governing Body & Public Boards		1975 Property Taxes Collected	1,087,380.28	Local District School Taxes .99	469,789.49
Municipal Clerk		1975 Payments in Lieu of Taxes		Regional & Consolidated School Tax .76	359,709.45
Financial Administration	7,850.00	Delinquent Tax & Lien Collections	147,118.52	School Taxes in Municipal Budget	
Assessment of Taxes	5,945.00	Business Personality Replacement Taxes	31,937.99	County Taxes .43	205,893.37
Collection of Taxes	3,950.00	Taxes from Public Utilities	81,600.35	County Library Taxes .02	10,577.55
Planning, Housing & Development	5,615.00	Other Miscellaneous Tax Revenues		Local Municipal Purpose Taxes .37	176,336.23
Human Resources		State Aid Revenues	5,466.50	Veteran & Senior Citizen Taxes .03	13,940.00
Elections	850.00	Federal Aid Revenues		Total Taxes for Rate Computation 2.60	1,236,246.09
General Administration (other)	35,040.00	State and Local Fiscal Assistance Act Utilized	30,246.43	Special District Taxes	
JUDICIARY		Sale of Acquired Property		Bank Stock Taxes	318.77
Municipal Courts	6,201.60	Other Miscellaneous Revenues	56,300.75	Added and Omitted Taxes	19,155.66
PUBLIC SAFETY		Total	1,440,050.82	Total Taxes Levied - ABSTRACT	1,241,780.52
Fire Protection	10,500.00	Prior Years Surplus Appropriated	55,000.00	Total Taxes Billed	1,248,648.85
Police Protection	9,500.00	REVENUES TOTAL	1,495,050.82	1975 TAXES COLLECTED	1,087,380.28
Civil Defense & Disaster Control	500.00	Reserve For Uncollected Taxes	168,998.25	1975 Taxes Cancelled, Abated or Adjusted	8,403.64
Environmental Inspection & Control	4,250.00			Transfer to Tax Title Liens or Foreclosed	2,521.95
Other Public Safety				Balance Outstanding Dec. 31, 1975	150,342.98
PUBLIC WORKS		CAPITAL OUTLAY TOTAL	60,760.86	PRIOR YEARS TAXES OUTSTANDING	
Streets and Drainage	149,996.43	Public Enterprises		Balance January 1, 1975	154,120.34
Sewers and Sewage Processing		Recreation—Culture		Collected in 1975	146,119.89
Garbage and Trash Disposal		Public Works	60,760.86	Cancelled, Abated or Adjusted 1975	
Public Buildings and Grounds	2,900.00	Buildings and Grounds		Transfers to Tax Title Liens or Foreclosed	1,913.90
Other Public Works		Library and Education		Balance December 31, 1975	6,086.55
HEALTH and WELFARE		Conservation		TAX TITLE LIENS OUTSTANDING	
Health Services Except Environmental	2,350.00	All Other		Balance January 1, 1975	3,004.47
Welfare-Public Assistance	750.00			Transfer From Taxes	4,648.47
Hospitals, Clinics, First Aid				Redeemed in 1975	998.63
Animal, Insect, & Rodent Control				Cancelled, Abated or Adjusted (1975)	
Other Welfare Services				Transfers to Foreclosed Property	
RECREATION and CONSERVATION				Balance December 31, 1975	6,654.31
Beaches and Boardwalks				PROPERTY ACQUIRED BY DEED OR FORECLOSURE	
Parks, Playgrounds, Shade Trees	2,000.00			Balance January 1, 1975	
Land Reclamation & Conservation	4,998.40			Transfers From Taxes or Liens	
Other Recreational Services				Sale for Cash (1975)	
EDUCATION (excluding schools)				Cancelled, Abated or Adjusted (1975)	
Libraries				Balance December 31, 1975	
Other Educational Services				CURRENT FINANCES DECEMBER 31, 1975	
STATUTORY EXPENDITURES				ASSETS	
Pensions & F. I. C. A.	8,229.00			Cash Dec. 31, 1975	539,814.10
Employee Fringe Benefits	5,400.00			Taxes Receivable	156,429.53
Other Statutory Expenditures				Tax Title Liens	6,654.31
CETA And Other Public Employment Programs				Foreclosed Property	
MUNICIPAL FUNCTIONS TOTAL	266,825.43			Emergencies & Other Deferred Charges	8,780.15
CAPITAL IMPROVEMENTS * MEMO*	55,000.00			State and Federal Aid Receivable	50,507.12
DEBT SERVICE				Other Receivables	5,968.36
Principal Payments				Total	768,153.57
Interest Payments				LIABILITIES, RESERVES, AND SURPLUS	
DEFERRED CHARGES	11,467.34			Cash Liabilities	336,745.71
SCHOOL, COUNTY, SPECIAL DISTRICT TAXES	1,045,969.86			Reserves for Receivables	169,052.20
RESERVE FOR UNCOLLECTED TAXES	168,998.25			Surplus Dec. 31, 1975	262,355.66
EXPENDITURES TOTAL	1,493,260.88			Total	768,153.57

Gross Debt	1.52
Net Debt	.14
Tax Levy Collected	95.16
Tax Levy Cancelled, Abated or Adjusted	.22

317

2113

Population 1970 1,740
 Population 1975 1,770
 S & P Rating
 Moody Rating

General Tax Rate Per \$100. 2.88
 State Equalized Tax Rate 2.30

KNOWLTON TOWNSHIP — WARREN COUNTY

Form of Government:
 Township Committee
 Number of Members on Governing body 3

PER CAPITA: 294.69
 Gross Debt
 Net Debt
 Debt Service 370.11
 Total Tax Levy 241.47
 Municipal Expenditures
 PER CENT: 1.87
 Gross Debt
 Net Debt
 Tax Levy Collected 90.26
 Tax Levy Cancelled, Abated or Adjusted .12

EXPENDITURES		REVENUES-REALIZED		1975 PROPERTY TAX	
GENERAL GOVERNMENT				STATE EQUALIZED TAX RATE	
Governing Body & Public Boards				Local District School Taxes .47	134,138.50
Municipal Clerk				Regional & Consolidated School Tax 1.15	329,462.46
Financial Administration 5,550.00		1975 Property Taxes Collected 592,242.69		School Taxes in Municipal Budget	
Assessment of Taxes 4,000.00		1975 Payments in Lieu of Taxes		County Taxes .62	176,465.08
Collection of Taxes 3,200.00		Delinquent Tax & Lien Collections 76,387.14		County Library Taxes .02	6,538.57
Planning, Housing & Development 8,400.00		Business Personalty Replacement Taxes 19,613.00		Local Municipal Purpose Taxes	
Human Resources 400.00		Taxes from Public Utilities 71,797.22		Veteran & Senior Citizen Taxes .04	10,660.00
Elections		Other Miscellaneous Tax Revenues		Total Taxes for Rate Computation 2.30	657,264.61
General Administration (other) 20,300.00		State Aid Revenues 8,584.00		Special District Taxes	
JUDICIARY		Federal Aid Revenues		Bank Stock Taxes	
Municipal Courts		State and Local Fiscal Assistance Act Utilized 35,250.00		Added and Omitted Taxes	8,490.87
PUBLIC SAFETY		Sale of Acquired Property		Total Taxes Levied - ABSTRACT	655,095.48
Fire Protection 2,000.00		Other Miscellaneous Revenues 57,418.53		Total Taxes Billed	656,143.02
Police Protection 11,600.00		Total 861,292.58		1975 TAXES COLLECTED	592,242.69
Civil Defense & Disaster Control 132.00		Prior Years Surplus Appropriated 229,743.87		1975 Taxes Cancelled, Abated or Adjusted	766.98
Environmental Inspection & Control 1,900.00		REVENUES TOTAL 1,091,036.45		Transfer to Tax Title Liens or Foreclosed	2,289.60
Other Public Safety		Reserve For Uncollected Taxes 98,800.00		Balance Outstanding Dec. 31, 1975	60,843.75
PUBLIC WORKS				PRIOR YEARS TAXES OUTSTANDING	
Streets and Drainage 105,700.00		CAPITAL OUTLAY TOTAL		Balance January 1, 1975	75,743.88
Sewers and Sewage Processing		Public Enterprises		Collected in 1975	71,463.04
Garbage and Trash Disposal 1,400.00		Recreation—Culture		Cancelled, Abated or Adjusted 1975	
Public Buildings and Grounds		Public Works		Transfers to Tax Title Liens or Foreclosed	111.00
Other Public Works		Buildings and Grounds		Balance December 31, 1975	4,169.84
HEALTH and WELFARE		Library and Education		TAX TITLE LIENS OUTSTANDING	
Health Services Except Environmental 100.00		Conservation		Balance January 1, 1975	16,063.75
Welfare-Public Assistance 102.00		All Other		Transfer From Taxes	2,420.54
Hospitals, Clinics, First Aid 200.00				Redeemed in 1975	4,924.10
Animal, Insect, & Rodent Control 200.00		CAPITAL DEBT AUTHORIZED, DECEMBER 31, 1975		Cancelled, Abated or Adjusted (1975)	
Other Welfare Services		ISSUED AND UNISSUED GROSS DEBT NET DEBT		Transfers to Foreclosed Property	
RECREATION and CONSERVATION		School 521,599		Balance December 31, 1975	13,560.19
Beaches and Boardwalks		Self-liquidating		PROPERTY ACQUIRED BY DEED OR FORECLOSURE	
Parks, Playgrounds, Shade Trees		Other		Balance January 1, 1975	
Land Reclamation & Conservation 3,000.00		Total 521,599		Transfers From Taxes or Liens	
Other Recreational Services 750.00				Sale for Cash (1975)	
EDUCATION (excluding schools)		ISSUED AND OUTSTANDING		Cancelled, Abated or Adjusted (1975)	
Libraries		School 521,599.00		Balance December 31, 1975	
Other Educational Services 150,000.00		Self-Liquidating		CURRENT FINANCES DECEMBER 31, 1975	
STATUTORY EXPENDITURES		Other		ASSETS	
Pensions & F. I. C. A. 6,050.00		Total 521,599.00		Cash Dec. 31, 1975	599,801.73
Employee Fringe Benefits 1,800.00		EQUALIZED VALUATION BASIS		Taxes Receivable	65,013.59
Other Statutory Expenditures		FOR NET DEBT COMPUTATION 27,870,452.00		Tax Title Liens	13,560.19
CETA And Other Public Employment Programs		REAL PROPERTY VALUATIONS		Foreclosed Property	
MUNICIPAL FUNCTIONS TOTAL 326,784.00		Code Class # of Parcels % VAL'N		Emergencies & Other Deferred Charges 25.84	
CAPITAL IMPROVEMENTS *MEMO* 25,000.00		1 Vacant Land 297 9.71		State and Federal Aid Receivable	34,027.83
DEBT SERVICE		2 Residential 497 53.25		Other Receivables 152.11	
Principal Payments		3 Farm 301 23.82		Total 712,581.29	
Interest Payments		4a Commercial 54 12.07		LIABILITIES, RESERVES, AND SURPLUS	
		4b Industrial 2 1.15		Cash Liabilities 437,061.72	
		4c Apartments		Reserves for Receivables 78,725.89	
		Total 1151 22,783,550.00		Surplus Dec. 31, 1975 196,793.68	
DEFERRED CHARGES 1,815.98		Land Area 26.00 Sq. Miles		Total 712,581.29	
SCHOOL, COUNTY, SPECIAL DISTRICT TAXES 646,604.61		Net Valuation Taxable-Municipal 22,851,811.00			
RESERVE FOR UNCOLLECTED TAXES 98,800.00		Net Valuation Taxable-County 29,821,289.00			
EXPENDITURES TOTAL 1,074,004.59		State Equalized Valuation 28,580,036.00			
		State Equalization Ratio 79.91			

1512

Population 1970 **4,805**
 Population 1975 **7,705**
 S & P Rating
 Moody Rating

General Tax Rate Per \$100. **1.78**
 State Equalized Tax Rate **1.52**

LACEY TOWNSHIP — OCEAN COUNTY
 Form of Government:
 Township Committee
 Number of Members on Governing Body 5

PER CAPITA:
 Gross Debt **168.87**
 Net Debt
 Debt Service
 Total Tax Levy **522.97**
 Municipal Expenditures **456.35**
 PER CENT:
 Gross Debt **.57**
 Net Debt
 Tax Levy Collected **82.10**
 Tax Levy Cancelled, Abated or Adjusted **1.01**

EXPENDITURES		REVENUES-REALIZED		1975 PROPERTY TAX	
GENERAL GOVERNMENT				STATE EQUALIZED TAX RATE 1.51	
Governing Body & Public Boards	10,000.00	1975 Property Taxes Collected		Local District School Taxes	1,367,709.50
Municipal Clerk		3,311,352.50		Regional & Consolidated School Tax	1,411,613.44
Financial Administration	37,900.00	1975 Payments in Lieu of Taxes		School Taxes in Municipal Budget	
Assessment of Taxes	64,803.00	Delinquent Tax & Lien Collections		County Taxes	1,113,207.72
Collection of Taxes	100,022.00	Business Personalty Replacement Taxes		County Library Taxes	54,601.88
Planning, Housing & Development	46,800.00	Taxes from Public Utilities		Local Municipal Purpose Taxes	
Human Resources		Other Miscellaneous Tax Revenues		Veteran & Senior Citizen Taxes	124,845.00
Elections	3,000.00	State Aid Revenues		Total Taxes for Rate Computation	4,071,977.54
General Administration (other)	302,750.00	Federal Aid Revenues		Special District Taxes	
JUDICIARY		State and Local Fiscal Assistance Act Utilized		Bank Stock Taxes	12,506.98
Municipal Courts	22,790.00	Sale of Acquired Property		Added and Omitted Taxes	69,855.94
PUBLIC SAFETY		Other Miscellaneous Revenues		Total Taxes Levied - ABSTRACT	4,029,495.46
Fire Protection	48,000.00	Total		Total Taxes Billed	4,033,504.35
Police Protection	533,696.00	Prior Years Surplus Appropriated		1975 TAXES COLLECTED	3,311,352.50
Civil Defense & Disaster Control	500.00	REVENUES TOTAL		1975 Taxes Cancelled, Abated or Adjusted	40,705.71
Environmental Inspection & Control	24,650.00	Reserve For Uncollected Taxes		Transfer to Tax Title Liens or Foreclosed	69,159.26
Other Public Safety		CAPITAL OUTLAY TOTAL		Balance Outstanding Dec. 31, 1975	612,286.88
PUBLIC WORKS				PRIOR YEARS TAXES OUTSTANDING	
Streets and Drainage	682,304.00	Public Enterprises		Balance January 1, 1975	458,822.71
Sewers and Sewage Processing		Recreation—Culture		Collected in 1975	324,968.99
Garbage and Trash Disposal	202,550.00	Public Works		Cancelled, Abated or Adjusted 1975	
Public Buildings and Grounds	79,635.00	Buildings and Grounds		Transfers to Tax Title Liens or Foreclosed	24,507.01
Other Public Works	12,000.00	Library and Education		Balance December 31, 1975	109,346.71
HEALTH and WELFARE		Conservation		TAX TITLE LIENS OUTSTANDING	
Health Services Except Environmental	34,500.00	All Other		Balance January 1, 1975	26,160.02
Welfare-Public Assistance	11,150.00	CAPITAL DEBT AUTHORIZED, DECEMBER 31, 1975		Transfer From Taxes	101,608.58
Hospitals, Clinics, First Aid	7,500.00	ISSUED AND UNISSUED GROSS DEBT NET DEBT		Redeemed in 1975	11,410.27
Animal, Insect, & Rodent Control	18,000.00	School 1,301,109		Cancelled, Abated or Adjusted (1975)	
Other Welfare Services		Self-liquidating		Transfers to Foreclosed Property	
RECREATION and CONSERVATION		Other		Balance December 31, 1975	116,358.33
Beaches and Boardwalks		Total 1,301,109		PROPERTY ACQUIRED BY DEED OR	
Parks, Playgrounds, Shade Trees	89,500.00	ISSUED AND OUTSTANDING		FORECLOSURE	
Land Reclamation & Conservation		School 1,301,109.00		Balance January 1, 1975	126,705.38
Other Recreational Services	7,500.00	Self-Liquidating		Transfers From Taxes or Liens	
EDUCATION (excluding schools)		Other		Sale for Cash (1975)	
Libraries	10,700.00	Total 1,301,109.00		Cancelled, Abated or Adjusted (1975)	
Other Educational Services		EQUALIZED VALUATION BASIS		Balance December 31, 1975	126,705.38
STATUTORY EXPENDITURES		FOR NET DEBT COMPUTATION		CURRENT FINANCES DECEMBER 31, 1975	
Pensions & F. I. C. A.	148,000.00	REAL PROPERTY VALUATIONS		ASSETS	
Employee Fringe Benefits	21,210.00	Code Class # of Parcels % VAL'N		Cash Dec. 31, 1975	3,565,030.09
Other Statutory Expenditures		1 Vacant Land 10828 25.59		Taxes Receivable	721,633.59
CETA And Other Public Employment Programs	27,276.00	2 Residential 5773 65.13		Tax Title Liens	116,358.33
MUNICIPAL FUNCTIONS TOTAL	2,546,736.00	3 Farm 10 1.30		Foreclosed Property	126,705.38
CAPITAL IMPROVEMENTS *MEMO*		4a Commercial 120 5.15		Emergencies & Other Deferred Charges	40,465.98
DEBT SERVICE		4b Industrial 4 2.83		State and Federal Aid Receivable	67,852.93
Principal Payments		4c Apartments		Other Receivables	8,654.29
Interest Payments		Total 16735		Total	4,646,700.59
DEFERRED CHARGES	88,342.72	Land Area 84.60 Sq. Miles		LIABILITIES, RESERVES, AND SURPLUS	
SCHOOL, COUNTY, SPECIAL DISTRICT TAXES	3,947,132.54	Net Valuation Taxable-Municipal		Cash Liabilities	2,214,019.03
RESERVE FOR UNCOLLECTED TAXES	881,132.82	Net Valuation Taxable-County		Reserves for Receivables	973,351.59
EXPENDITURES TOTAL	7,463,344.08	State Equalized Valuation		Surplus Dec. 31, 1975	1,459,329.97
		State Equalization Ratio		Total	4,646,700.59

1913

Population 1970 1,210
 Population 1975 1,380
 S & P Rating
 Moody Rating

General Tax Rate Per \$100. 3.97
 State Equalized Tax Rate 3.23

LAFAYETTE TOWNSHIP — SUSSEX COUNTY

Form of Government:

Township Committee

Number of Members on Governing Body 5

PER CAPITA:

Gross Debt 203.33
 Net Debt 10.24
 Debt Service
 Total Tax Levy 469.11
 Municipal Expenditures 143.51

PER CENT:

Gross Debt 1.56
 Net Debt .08
 Tax Levy Collected 87.67
 Tax Levy Cancelled, Abated or Adjusted

EXPENDITURES		REVENUES-REALIZED		1975 PROPERTY TAX	
GENERAL GOVERNMENT				STATE EQUALIZED TAX RATE	
Governing Body & Public Boards		1975 Property Taxes Collected	567,539.94	Local District School Taxes	1.43 284,775.00
Municipal Clerk		1975 Payments in Lieu of Taxes		Regional & Consolidated School Tax	.85 169,664.88
Financial Administration	3,203.50	Delinquent Tax & Lien Collections	43,258.75	School Taxes in Municipal Budget	
Assessment of Taxes	2,600.00	Business Personalty Replacement Taxes	31,999.53	County Taxes	.68 134,492.26
Collection of Taxes	3,790.00	Taxes from Public Utilities	24,537.78	County Library Taxes	.03 6,174.58
Planning, Housing & Development	955.00	Other Miscellaneous Tax Revenues		Local Municipal Purpose Taxes	.21 42,496.63
Human Resources		State Aid Revenues	12,314.00	Veteran & Senior Citizen Taxes	.03 6,400.00
Elections	643.30	Federal Aid Revenues		Total Taxes for Rate Computation	3.23 644,003.35
General Administration (other)	24,609.51	State and Local Fiscal Assistance Act Utilized	13,299.00	Special District Taxes	
JUDICIARY		Sale of Acquired Property		Bank Stock Taxes	503.37
Municipal Courts	6,440.00	Other Miscellaneous Revenues	25,038.39	Added and Omitted Taxes	9,259.13
PUBLIC SAFETY		Total	717,987.39	Total Taxes Levied - ABSTRACT	647,365.85
Fire Protection	5,500.00	Prior Years Surplus Appropriated	50,000.00	Total Taxes Billed	647,365.85
Police Protection	692.47	REVENUES TOTAL	767,987.39	1975 TAXES COLLECTED	567,539.94
Civil Defense & Disaster Control		Reserve For Uncollected Taxes	69,609.12	1975 Taxes Cancelled, Abated or Adjusted	
Environmental Inspection & Control	1,600.00	CAPITAL OUTLAY TOTAL	13,775.00	Transfer to Tax Title Liens or Foreclosed	
Other Public Safety		Public Enterprises		Balance Outstanding Dec. 31, 1975	79,825.91
PUBLIC WORKS		Recreation—Culture		PRIOR YEARS TAXES OUTSTANDING	
Streets and Drainage	63,355.25	Public Works	13,775.00	Balance January 1, 1975	49,274.17
Sewers and Sewage Processing		Buildings and Grounds		Collected in 1975	40,015.74
Garbage and Trash Disposal		Library and Education		Cancelled, Abated or Adjusted 1975	
Public Buildings and Grounds	3,250.00	Conservation		Transfers to Tax Title Liens or Foreclosed	
Other Public Works		All Other		Balance December 31, 1975	9,258.43
HEALTH and WELFARE				TAX TITLE LIENS OUTSTANDING	
Health Services Except Environmental	1,344.25			Balance January 1, 1975	12,209.52
Welfare-Public Assistance	200.00	CAPITAL DEBT AUTHORIZED, DECEMBER 31, 1975		Transfer From Taxes	
Hospitals, Clinics, First Aid	200.00	ISSUED AND UNISSUED GROSS DEBT		Redeemed in 1975	3,243.01
Animal, Insect, & Rodent Control	940.90	School	266,473	Cancelled, Abated or Adjusted (1975)	
Other Welfare Services		Self-liquidating		Transfers to Foreclosed Property	
RECREATION and CONSERVATION		Other	14,127	Balance December 31, 1975	8,966.51
Beaches and Boardwalks		Total	280,600	PROPERTY ACQUIRED BY DEED OR	
Parks, Playgrounds, Shade Trees				FORECLOSURE	
Land Reclamation & Conservation		ISSUED AND OUTSTANDING		Balance January 1, 1975	
Other Recreational Services	1,200.00	School	261,750.00	Transfers From Taxes or Liens	
EDUCATION (excluding schools)		Self-Liquidating		Sale for Cash (1975)	
Libraries		Other		Cancelled, Abated or Adjusted (1975)	
Other Educational Services		Total	261,750.00	Balance December 31, 1975	
STATUTORY EXPENDITURES		EQUALIZED VALUATION BASIS		CURRENT FINANCES DECEMBER 31, 1975	
Pensions & F. I. C. A.	3,710.00	FOR NET DEBT COMPUTATION	17,957,646.67	ASSETS	
Employee Fringe Benefits	460.00	REAL PROPERTY VALUATIONS		Cash Dec. 31, 1975	121,691.67
Other Statutory Expenditures		Code Class # of Parcels % VAL'N	ASSESSED VALUATION	Taxes Receivable	89,084.34
CETA And Other Public Employment Programs		1 Vacant Land 123 6.84	1,104,800.00	Tax Title Liens	8,966.51
MUNICIPAL FUNCTIONS TOTAL	124,694.18	2 Residential 277 45.18	7,294,700.00	Foreclosed Property	
CAPITAL IMPROVEMENTS *MEMO*	2,500.00	3 Farm 459 29.24	4,721,600.00	Emergencies & Other Deferred Charges	7,300.00
DEBT SERVICE		4a Commercial 23 4.15	669,400.00	State and Federal Aid Receivable	9,594.89
Principal Payments		4b Industrial 17 14.58	2,353,700.00	Other Receivables	6,945.95
Interest Payments		4c Apartments		Total	243,583.36
DEFERRED CHARGES	3,745.42	Total 899	16,144,200.00	LIABILITIES, RESERVES, AND SURPLUS	
SCHOOL, COUNTY, SPECIAL DISTRICT TAXES	595,106.72	Land Area 18.70 Sq. Miles		Cash Liabilities	15,510.73
RESERVE FOR UNCOLLECTED TAXES	69,609.12	Net Valuation Taxable-Municipal	16,235,832.00	Reserves for Receivables	104,996.80
EXPENDITURES TOTAL	793,155.44	Net Valuation Taxable-County	19,472,023.00	Surplus Dec. 31, 1975	123,075.83
		State Equalized Valuation	19,952,036.00	Total	243,583.36
		State Equalization Ratio	81.51		

1513

Population 1970 **2,655**
 Population 1975 **2,955**
 S & P Rating
 Moody Rating

General Tax Rate Per \$100. **5.93**
 State Equalized Tax Rate **2.91**

LAKEHURST BOROUGH — OCEAN COUNTY
 Form of Government:
 Borough Council
 Number of Members on Governing Body 6

PER CAPITA:
 Gross Debt **329.27**
 Net Debt **91.90**
 Debt Service
 Total Tax Levy **174.16**
 Municipal Expenditures **172.51**

PER CENT:
 Gross Debt **6.74**
 Net Debt **1.88**
 Tax Levy Collected **91.68**
 Tax Levy Cancelled, Abated
 or Adjusted

EXPENDITURES		REVENUES-REALIZED		1975 PROPERTY TAX	
GENERAL GOVERNMENT				STATE EQUALIZED TAX RATE — 1.01	
Governing Body & Public Boards		1975 Property Taxes Collected	471,806.85	Local District School Taxes	181,874.05
Municipal Clerk		1975 Payments in Lieu of Taxes		Regional & Consolidated School Tax	
Financial Administration	3,000.00	Delinquent Tax & Lien Collections	25,908.35	School Taxes in Municipal Budget	
Assessment of Taxes	3,025.00	Business Personalty Replacement Taxes	8,525.22	County Taxes	71,366.37
Collection of Taxes	8,050.00	Taxes from Public Utilities	34,185.65	County Library Taxes	3,500.57
Planning, Housing & Development	2,500.00	Other Miscellaneous Tax Revenues		Local Municipal Purpose Taxes	251,735.53
Human Resources		State Aid Revenues	940.00	Veteran & Senior Citizen Taxes	14,070.00
Elections		Federal Aid Revenues		Total Taxes for Rate Computation	522,546.52
General Administration (other)	50,102.50	State and Local Fiscal Assistance Act Utilized	62,940.00	Special District Taxes	
JUDICIARY		Sale of Acquired Property		Bank Stock Taxes	4,464.47
Municipal Courts	11,400.00	Other Miscellaneous Revenues	54,115.57	Added and Omitted Taxes	1,705.47
PUBLIC SAFETY		Total	658,421.64	Total Taxes Levied - ABSTRACT	514,646.46
Fire Protection	25,850.00	Prior Years Surplus Appropriated	70,000.00	Total Taxes Billed	514,646.46
Police Protection	131,235.00	REVENUES TOTAL	728,421.64	1975 TAXES COLLECTED	471,806.85
Civil Defense & Disaster Control	2,450.00	Reserve For Uncollected Taxes	46,214.09	1975 Taxes Cancelled, Abated or Adjusted	
Environmental Inspection & Control	3,600.00			Transfer to Tax Title Liens or Foreclosed	
Other Public Safety		CAPITAL OUTLAY TOTAL		Balance Outstanding Dec. 31, 1975	42,839.61
PUBLIC WORKS				PRIOR YEARS TAXES OUTSTANDING	
Streets and Drainage	20,494.45	Public Enterprises		Balance January 1, 1975	36,687.95
Sewers and Sewage Processing		Recreation—Culture		Collected in 1975	22,957.23
Garbage and Trash Disposal	69,825.00	Public Works		Cancelled, Abated or Adjusted 1975	
Public Buildings and Grounds	34,400.00	Buildings and Grounds		Transfers to Tax Title Liens or Foreclosed	
Other Public Works	4,600.00	Library and Education		Balance December 31, 1975	13,730.72
HEALTH and WELFARE		Conservation		TAX TITLE LIENS OUTSTANDING	
Health Services Except Environmental	650.00	All Other		Balance January 1, 1975	6,432.33
Welfare-Public Assistance	8,125.00			Transfer From Taxes	
Hospitals, Clinics, First Aid		CAPITAL DEBT AUTHORIZED, DECEMBER 31, 1975		Redeemed in 1975	2,951.12
Animal, Insect, & Rodent Control		ISSUED AND UNISSUED GROSS DEBT		Cancelled, Abated or Adjusted (1975)	
Other Welfare Services		School 271,000		Transfers to Foreclosed Property	
RECREATION and CONSERVATION		Self-liquidating 702,000	271,551	Balance December 31, 1975	3,481.21
Beaches and Boardwalks		Other		PROPERTY ACQUIRED BY DEED OR	
Parks, Playgrounds, Shade Trees		Total 973,000	271,551	FORECLOSURE	
Land Reclamation & Conservation				Balance January 1, 1975	
Other Recreational Services	3,400.00	ISSUED AND OUTSTANDING		Transfers From Taxes or Liens	
EDUCATION (excluding schools)		School	271,000.00	Sale for Cash (1975)	
Libraries		Self-Liquidating	362,000.00	Cancelled, Abated or Adjusted (1975)	
Other Educational Services		Other		Balance December 31, 1975	
STATUTORY EXPENDITURES		Total	633,000.00	CURRENT FINANCES DECEMBER 31, 1975	
Pensions & F. I. C. A.	17,063.00	EQUALIZED VALUATION BASIS		ASSETS	
Employee Fringe Benefits	10,275.00	FOR NET DEBT COMPUTATION	14,433,325.67	Cash Dec. 31, 1975	377,441.99
Other Statutory Expenditures		REAL PROPERTY VALUATIONS		Taxes Receivable	56,570.33
CETA And Other Public Employment Programs		Code Class # of Parcels % VAL'N		Tax Title Liens	3,481.21
MUNICIPAL FUNCTIONS TOTAL	410,044.95	1 Vacant Land 128 2.46	202,585.00	Foreclosed Property	
CAPITAL IMPROVEMENTS *MEMO*	1,000.00	2 Residential 653 83.64	6,893,976.00	Emergencies & Other Deferred Charges	
DEBT SERVICE		3 Farm 1 .02	1,800.00	State and Federal Aid Receivable	3,537.07
Principal Payments		4a Commercial 44 13.59	1,120,110.00	Other Receivables	1,021.56
Interest Payments		4b Industrial		Total	442,052.16
DEFERRED CHARGES	53,518.17	4c Apartments 1 .29	24,120.00	LIABILITIES, RESERVES, AND SURPLUS	
SCHOOL, COUNTY, SPECIAL DISTRICT TAXES	256,740.99	Total 827	8,242,591.00	Cash Liabilities	339,095.23
RESERVE FOR UNCOLLECTED TAXES	46,214.09	Land Area .95 Sq. Miles		Reserves for Receivables	61,073.10
EXPENDITURES TOTAL	766,518.20	Net Valuation Taxable-Municipal	8,817,453.00	Surplus Dec. 31, 1975	41,883.83
		Net Valuation Taxable-County	15,935,649.00	Total	442,052.16
		State Equalized Valuation	17,356,789.00		
		State Equalization Ratio	49.12		

1514

Population 1970 25,375
 Population 1975 32,790
 S & P Rating BBB
 Moody Rating BAA

General Tax Rate Per \$100. 2.81
 State Equalized Tax Rate 2.93

LAKEWOOD TOWNSHIP — OCEAN COUNTY

Form of Government:

Township Committee

Number of Members on Governing Body 5

PER CAPITA:

Gross Debt 350.61
 Net Debt 147.19
 Debt Service 10.54
 Total Tax Levy 368.20
 Municipal Expenditures 209.05

PER CENT:

Gross Debt 3.27
 Net Debt 1.37
 Tax Levy Collected 91.58
 Tax Levy Cancelled, Abated or Adjusted

EXPENDITURES		REVENUES-REALIZED		1975 PROPERTY TAX	
GENERAL GOVERNMENT				STATE EQUALIZED TAX RATE	
Governing Body & Public Boards		1975 Property Taxes Collected	11,056,827.69	Local District School Taxes	1.71
Municipal Clerk		1975 Payments in Lieu of Taxes		Regional & Consolidated School Tax	
Financial Administration	46,336.00	Delinquent Tax & Lien Collections	1,136,186.63	School Taxes in Municipal Budget	
Assessment of Taxes	101,545.00	Business Personalty Replacement Taxes	160,844.70	County Taxes	.42
Collection of Taxes	130,241.00	Taxes from Public Utilities	848,294.15	County Library Taxes	
Planning, Housing & Development	84,050.00	Other Miscellaneous Tax Revenues		Local Municipal Purpose Taxes	.76
Human Resources	365,672.00	State Aid Revenues	437,769.44	Veteran & Senior Citizen Taxes	.06
Elections	8,500.00	Federal Aid Revenues		Total Taxes for Rate Computation	2.95
General Administration (other)	514,505.00	State and Local Fiscal Assistance Act Utilized	632,191.00	Special District Taxes	
JUDICIARY		Sale of Acquired Property	900.00	Bank Stock Taxes	
Municipal Courts	82,928.00	Other Miscellaneous Revenues	674,138.40	Added and Omitted Taxes	
PUBLIC SAFETY		Total	14,947,152.01	Total Taxes Levied - ABSTRACT	
Fire Protection	11,000.00	Prior Years Surplus Appropriated	1,048,764.00	Total Taxes Billed	
Police Protection	1,440,523.00	REVENUES TOTAL	15,995,916.01	1975 TAXES COLLECTED	
Civil Defense & Disaster Control	10,185.00	Reserve For Uncollected Taxes	1,337,185.00	1975 Taxes Cancelled, Abated or Adjusted	
Environmental Inspection & Control	180,466.00	CAPITAL OUTLAY TOTAL	606,252.48	Transfer to Tax Title Liens or Foreclosed	
Other Public Safety		Public Enterprises		Balance Outstanding Dec. 31, 1975	1,016,349.57
PUBLIC WORKS		Recreation—Culture		PRIOR YEARS TAXES OUTSTANDING	
Streets and Drainage	691,608.00	Public Works	606,252.48	Balance January 1, 1975	776,846.95
Sewers and Sewage Processing	2,000.00	Buildings and Grounds		Collected in 1975	723,495.80
Garbage and Trash Disposal	226,888.00	Library and Education		Cancelled, Abated or Adjusted 1975	
Public Buildings and Grounds	136,266.00	All Other		Transfers to Tax Title Liens or Foreclosed	
Other Public Works	61,582.00	CAPITAL DEBT AUTHORIZED, DECEMBER 31, 1975		Balance December 31, 1975	53,351.15
HEALTH and WELFARE		ISSUED AND UNISSUED		TAX TITLE LIENS OUTSTANDING	
Health Services Except Environmental	82,810.00	School	6,670,000	Balance January 1, 1975	673,384.13
Welfare-Public Assistance	78,370.00	Self-liquidating	4,826,405	Transfer From Taxes	
Hospitals, Clinics, First Aid	30,000.00	Other	4,826,405	Redeemed in 1975	412,690.83
Animal, Insect, & Rodent Control	9,000.00	Total	11,496,405	Cancelled, Abated or Adjusted (1975)	
Other Welfare Services		ISSUED AND OUTSTANDING		Transfers to Foreclosed Property	
RECREATION and CONSERVATION		School	6,670,000.00	Balance December 31, 1975	260,693.30
Beaches and Boardwalks		Self-Liquidating		PROPERTY ACQUIRED BY DEED OR	
Parks, Playgrounds, Shade Trees	117,718.00	Other		FORECLOSURE	
Land Reclamation & Conservation	5,000.00	Total	10,158,000.00	Balance January 1, 1975	1,113,479.00
Other Recreational Services	102,862.00	EQUALIZED VALUATION BASIS		Transfers From Taxes or Liens	
EDUCATION (excluding schools)		FOR NET DEBT COMPUTATION	351,160,390.00	Sale for Cash (1975)	900.00
Libraries	154,715.00	REAL PROPERTY VALUATIONS		Cancelled, Abated or Adjusted (1975)	
Other Educational Services		Code Class # of Parcels % VAL'N		Balance December 31, 1975	1,112,579.00
STATUTORY EXPENDITURES		1 Vacant Land 8806 6.19	26,334,200.00	CURRENT FINANCES DECEMBER 31, 1975	
Pensions & F. I. C. A.	285,900.39	2 Residential 10373 69.24	294,689,000.00	ASSETS	
Employee Fringe Benefits	114,500.00	3 Farm 70 .75	3,221,000.00	Cash Dec. 31, 1975	2,509,609.97
Other Statutory Expenditures		4a Commercial 413 11.33	48,227,700.00	Taxes Receivable	1,069,700.72
CETA And Other Public Employment Programs		4b Industrial 55 4.68	19,896,500.00	Tax Title Liens	260,693.30
MUNICIPAL FUNCTIONS		4c Apartments 86 7.81	33,224,200.00	Foreclosed Property	1,112,579.00
CAPITAL IMPROVEMENTS	35,000.00	Total 19803	425,592,600.00	Emergencies & Other Deferred Charges	78,000.00
DEBT SERVICE		Land Area 24.40 Sq. Miles		State and Federal Aid Receivable	204,159.36
Principal Payments	168,000.00	Net Valuation Taxable-Municipal	432,823,866.00	Other Receivables	21,223.51
Interest Payments	177,600.00	Net Valuation Taxable-County	384,442,025.00	Total	5,255,965.86
DEFERRED CHARGES	96,889.61	State Equalized Valuation	414,193,675.00	LIABILITIES, RESERVES, AND SURPLUS	
SCHOOL, COUNTY, SPECIAL DISTRICT TAXES	8,775,191.07	State Equalization Ratio	104.58	Cash Liabilities	988,704.37
RESERVE FOR UNCOLLECTED TAXES	1,337,185.00			Reserves for Receivables	2,464,196.53
EXPENDITURES TOTAL	15,630,036.07			Surplus Dec. 31, 1975	1,803,064.96

1017

Population 1970 **4,365**
 Population 1975 **4,390**
 S & P Rating
 Moody Rating

General Tax Rate Per \$100. **6.67**
 State Equalized Tax Rate **3.35**

LAMBERTVILLE CITY — HUNTERDON COUNTY

Form of Government:

Commission (1911)

Number of Members on Governing Body 3

PER CAPITA:

Gross Debt **127.03**
 Net Debt **1.18**
 Debt Service **.07**
 Total Tax Levy **287.10**
 Municipal Expenditures **144.13**

PER CENT:

Gross Debt **1.68**
 Net Debt **.02**
 Tax Levy Collected **87.14**
 Tax Levy Cancelled, Abated or Adjusted **.29**

EXPENDITURES		REVENUES-REALIZED		1975 PROPERTY TAX	
GENERAL GOVERNMENT				STATE EQUALIZED TAX RATE 3.77	
Governing Body & Public Boards				Local District School Taxes	295,866.00
Municipal Clerk	11,150.00	1975 Property Taxes Collected	1,100,082.67	Regional & Consolidated School Tax	573,849.52
Financial Administration	5,700.00	1975 Payments in Lieu of Taxes		School Taxes in Municipal Budget	
Assessment of Taxes	5,600.00	Delinquent Tax & Lien Collections	136,478.86	County Taxes	156,854.17
Collection of Taxes	12,850.00	Business Personalty Replacement Taxes	64,896.20	County Library Taxes	
Planning, Housing & Development	5,850.00	Taxes from Public Utilities	64,295.95	Local Municipal Purpose Taxes	225,006.96
Human Resources		Other Miscellaneous Tax Revenues		Veteran & Senior Citizen Taxes	29,120.00
Elections	1,200.00	State Aid Revenues	18,677.00	Total Taxes for Rate Computation	3.35
General Administration (other)	51,625.00	Federal Aid Revenues		Special District Taxes	
JUDICIARY		State and Local Fiscal Assistance Act Utilized	51,450.00	Bank Stock Taxes	8,205.93
Municipal Courts	9,675.00	Sale of Acquired Property		Added and Omitted Taxes	589.51
PUBLIC SAFETY		Other Miscellaneous Revenues	59,173.82	Total Taxes Levied - ABSTRACT	1,260,372.09
Fire Protection	29,400.00	Total	1,495,554.50	Total Taxes Billed	1,262,490.41
Police Protection	95,950.00	Prior Years Surplus Appropriated	40,000.00	1975 TAXES COLLECTED	1,100,082.67
Civil Defense & Disaster Control	1,600.00	REVENUES TOTAL	1,535,554.50	1975 Taxes Cancelled, Abated or Adjusted	3,618.52
Environmental Inspection & Control	2,530.00	Reserve For Uncollected Taxes	170,500.00	Transfer to Tax Title Liens or Foreclosed	2,417.90
Other Public Safety		CAPITAL OUTLAY TOTAL		Balance Outstanding Dec. 31, 1975	156,371.32
PUBLIC WORKS				PRIOR YEARS TAXES OUTSTANDING	
Streets and Drainage	102,790.00	Public Enterprises		Balance January 1, 1975	189,770.66
Sewers and Sewage Processing	3,700.00	Recreation—Culture		Collected in 1975	136,098.58
Garbage and Trash Disposal	60,135.00	Public Works		Cancelled, Abated or Adjusted 1975	71.50
Public Buildings and Grounds	7,750.00	Buildings and Grounds		Transfers to Tax Title Liens or Foreclosed	3.62
Other Public Works		Library and Education		Balance December 31, 1975	53,596.96
HEALTH and WELFARE		Conservation		TAX TITLE LIENS OUTSTANDING	
Health Services Except Environmental	5,200.00	All Other		Balance January 1, 1975	14,688.21
Welfare-Public Assistance	3,775.00	CAPITAL DEBT AUTHORIZED, DECEMBER 31, 1975		Transfer From Taxes	2,421.52
Hospitals, Clinics, First Aid		ISSUED AND UNISSUED GROSS DEBT NET DEBT		Redeemed in 1975	874.86
Animal, Insect, & Rodent Control	200.00	School	552,469	Cancelled, Abated or Adjusted (1975)	
Other Welfare Services		Self-liquidating		Transfers to Foreclosed Property	
RECREATION and CONSERVATION		Other	5,200	Balance December 31, 1975	16,234.87
Beaches and Boardwalks		Total	557,669	PROPERTY ACQUIRED BY DEED OR	
Parks, Playgrounds, Shade Trees	7,500.00	ISSUED AND OUTSTANDING		FORECLOSURE	
Land Reclamation & Conservation	3,500.00	School	552,469.00	Balance January 1, 1975	1,925.00
Other Recreational Services		Self-Liquidating		Transfers From Taxes or Liens	
EDUCATION (excluding schools)		Other		Sale for Cash (1975)	
Libraries	6,500.00	Total	552,469.00	Cancelled, Abated or Adjusted (1975)	
Other Educational Services		EQUALIZED VALUATION BASIS		Balance December 31, 1975	1,925.00
STATUTORY EXPENDITURES		FOR NET DEBT COMPUTATION	33,159,801.00	CURRENT FINANCES DECEMBER 31, 1975	
Pensions & F. I. C. A.	16,000.00	REAL PROPERTY VALUATIONS		ASSETS	
Employee Fringe Benefits	5,200.00	Code Class # of Parcels % VAL'N		Cash Dec. 31, 1975	207,886.96
Other Statutory Expenditures		1 Vacant Land 213 2.18	410,450.00	Taxes Receivable	209,968.28
CETA And Other Public Employment Programs		2 Residential 1160 68.66	12,919,650.00	Tax Title Liens	16,234.87
MUNICIPAL FUNCTIONS TOTAL	455,380.00	3 Farm 2 .21	39,500.00	Foreclosed Property	1,925.00
CAPITAL IMPROVEMENTS *MEMO*	5,000.00	4a Commercial 162 20.88	3,929,300.00	Emergencies & Other Deferred Charges	18,792.00
DEBT SERVICE		4b Industrial 12 4.00	753,300.00	State and Federal Aid Receivable	54,780.55
Principal Payments		4c Apartments 16 4.06	764,100.00	Other Receivables	16,954.43
Interest Payments	300.00	Total	18,816,300.00	Total	526,542.09
DEFERRED CHARGES	6,561.60	Land Area 1.10 Sq. Miles		LIABILITIES, RESERVES, AND SURPLUS	
SCHOOL, COUNTY, SPECIAL DISTRICT TAXES	1,026,569.69	Net Valuation Taxable-Municipal	19,219,462.00	Cash Liabilities	109,834.95
RESERVE FOR UNCOLLECTED TAXES	170,500.00	Net Valuation Taxable-County	35,933,782.00	Reserves for Receivables	245,082.58
EXPENDITURES TOTAL	1,659,311.29	State Equalized Valuation	37,797,674.00	Surplus Dec. 31, 1975	111,624.56
		State Equalization Ratio	50.34	Total	526,542.09

0420

Population 1970 2,590
 Population 1975 2,920
 S & P Rating
 Moody Rating

General Tax Rate Per \$100. 3.82
 State Equalized Tax Rate 2.94

LAUREL SPRINGS BOROUGH — CAMDEN COUNTY
 Form of Government:
 Borough Council
 Number of Members on Governing Body 6

PER CAPITA:
 Gross Debt 66.01
 Net Debt 66.01
 Debt Service 4.81
 Total Tax Levy 250.81
 Municipal Expenditures 107.90

PER CENT:
 Gross Debt .98
 Net Debt .98
 Tax Levy Collected 98.58
 Tax Levy Cancelled, Abated or Adjusted .05

EXPENDITURES		REVENUES-REALIZED		1975 PROPERTY TAX	
GENERAL GOVERNMENT				STATE EQUALIZED TAX RATE 1.42	
Governing Body & Public Boards		1975 Property Taxes Collected	721,948.18	Local District School Taxes	360,183.00
Municipal Clerk		1975 Payments in Lieu of Taxes	248.54	Regional & Consolidated School Tax	
Financial Administration	6,950.00	Delinquent Tax & Lien Collections	9,387.18	School Taxes in Municipal Budget	
Assessment of Taxes	3,000.00	Business Personality Replacement Taxes	7,048.88	County Taxes	248,700.16
Collection of Taxes	5,125.00	Taxes from Public Utilities	63,345.92	County Library Taxes	5,736.26
Planning, Housing & Development	300.00	Other Miscellaneous Tax Revenues		Local Municipal Purpose Taxes	113,226.19
Human Resources	800.00	State Aid Revenues	2,612.10	Veteran & Senior Citizen Taxes	17,110.00
Elections		Federal Aid Revenues	23,325.02	Total Taxes for Rate Computation	744,955.61
General Administration (other)	34,000.00	State and Local Fiscal Assistance Act Utilized	16,761.80	Special District Taxes	
JUDICIARY		Sale of Acquired Property		Bank Stock Taxes	2,093.81
Municipal Courts	4,990.00	Other Miscellaneous Revenues	13,332.45	Added and Omitted Taxes	2,422.08
PUBLIC SAFETY		Total	858,010.07	Total Taxes Levied - ABSTRACT	732,361.50
Fire Protection	10,250.00	Prior Years Surplus Appropriated	78,000.00	Total Taxes Billed	732,311.03
Police Protection	51,075.00	REVENUES TOTAL	936,010.07	1975 TAXES COLLECTED	721,948.18
Civil Defense & Disaster Control	300.00	Reserve For Uncollected Taxes	38,723.20	1975 Taxes Cancelled, Abated or Adjusted	343.36
Environmental Inspection & Control	1,200.00	CAPITAL OUTLAY TOTAL	18,715.49	Transfer to Tax Title Liens or Foreclosed	
Other Public Safety		Public Enterprises		Balance Outstanding Dec. 31, 1975	10,019.49
PUBLIC WORKS		Recreation—Culture	800.00	PRIOR YEARS TAXES OUTSTANDING	
Streets and Drainage	57,448.80	Public Works		Balance January 1, 1975	9,387.20
Sewers and Sewage Processing		Buildings and Grounds	17,915.49	Collected in 1975	9,387.18
Garbage and Trash Disposal	19,500.00	Library and Education		Cancelled, Abated or Adjusted 1975	
Public Buildings and Grounds	24,407.00	Conservation		Transfers to Tax Title Liens or Foreclosed	
Other Public Works		All Other		Balance December 31, 1975	.02
HEALTH and WELFARE				TAX TITLE LIENS OUTSTANDING	
Health Services Except Environmental	1,390.00			Balance January 1, 1975	
Welfare-Public Assistance	400.00			Transfer From Taxes	
Hospitals, Clinics, First Aid				Redeemed in 1975	
Animal, Insect, & Rodent Control				Cancelled, Abated or Adjusted (1975)	
Other Welfare Services				Transfers to Foreclosed Property	
RECREATION and CONSERVATION				Balance December 31, 1975	
Beaches and Boardwalks				PROPERTY ACQUIRED BY DEED OR	
Parks, Playgrounds, Shade Trees	2,550.00			FORECLOSURE	
Land Reclamation & Conservation				Balance January 1, 1975	551.00
Other Recreational Services	1,000.00			Transfers From Taxes or Liens	
EDUCATION (excluding schools)				Sale for Cash (1975)	
Libraries	950.00			Cancelled, Abated or Adjusted (1975)	
Other Educational Services				Balance December 31, 1975	551.00
STATUTORY EXPENDITURES				CURRENT FINANCES DECEMBER 31, 1975	
Pensions & F. I. C. A.	9,800.00			ASSETS	
Employee Fringe Benefits				Cash Dec. 31, 1975	134,518.37
Other Statutory Expenditures				Taxes Receivable	10,019.51
CETA And Other Public Employment Programs	23,421.71			Tax Title Liens	
MUNICIPAL FUNCTIONS TOTAL	258,857.51			Foreclosed Property	551.00
CAPITAL IMPROVEMENTS *MEMO*	1,000.00			Emergencies & Other Deferred Charges	6,582.00
DEBT SERVICE				State and Federal Aid Receivable	15,000.00
Principal Payments	10,000.00			Other Receivables	920.17
Interest Payments	4,050.00			Total	167,591.05
DEFERRED CHARGES	3,450.00			LIABILITIES, RESERVES, AND SURPLUS	
SCHOOL, COUNTY, SPECIAL DISTRICT TAXES	614,619.42			Cash Liabilities	64,541.39
RESERVE FOR UNCOLLECTED TAXES	38,723.20			Reserves for Receivables	11,490.68
EXPENDITURES TOTAL	929,700.13			Surplus Dec. 31, 1975	91,558.98
				Total	167,591.05

1515

Population 1970 **1,510**
 Population 1975 **1,520**
 S & P Rating
 Moody Rating

General Tax Rate Per \$100. **2.43**
 State Equalized Tax Rate **1.39**

LAVALLETTE BOROUGH — OCEAN COUNTY
 Form of Government:
 Borough Council
 Number of Members on Governing Body 6

PER CAPITA:

Gross Debt **75.00**
 Net Debt **75.00**
 Debt Service
 Total Tax Levy **880.82**
 Municipal Expenditures **667.27**

PER CENT:

Gross Debt **.14**
 Net Debt **.14**
 Tax Levy Collected **94.34**
 Tax Levy Cancelled, Abated
 or Adjusted

EXPENDITURES		REVENUES-REALIZED		1975 PROPERTY TAX	
GENERAL GOVERNMENT				STATE EQUALIZED TAX RATE 1.39	
Governing Body & Public Boards	12,125.00	1975 Property Taxes Collected	1,261,308.36	Local District School Taxes	410,179.00
Municipal Clerk	15,000.00	1975 Payments in Lieu of Taxes		Regional & Consolidated School Tax	
Financial Administration	13,650.00	Delinquent Tax & Lien Collections	39,849.00	School Taxes in Municipal Budget	
Assessment of Taxes	5,300.00	Business Personalty Replacement Taxes	7,439.56	County Taxes	387,489.64
Collection of Taxes	12,800.00	Taxes from Public Utilities	57,854.28	County Library Taxes	19,007.32
Planning, Housing & Development	1,690.00	Other Miscellaneous Tax Revenues		Local Municipal Purpose Taxes	503,914.48
Human Resources		State Aid Revenues	1,962.00	Veteran & Senior Citizen Taxes	20,600.00
Elections	1,000.00	Federal Aid Revenues		Total Taxes for Rate Computation	1,341,190.44
General Administration (other)	85,000.75	State and Local Fiscal Assistance Act Utilized	45,173.00	Special District Taxes	
JUDICIARY		Sale of Acquired Property		Bank Stock Taxes	1,835.52
Municipal Courts	9,900.00	Other Miscellaneous Revenues	287,977.08	Added and Omitted Taxes	16,415.52
PUBLIC SAFETY		Total	1,701,563.28	Total Taxes Levied - ABSTRACT	1,338,841.48
Fire Protection	31,700.00	Prior Years Surplus Appropriated	190,000.00	Total Taxes Billed	1,337,005.96
Police Protection	218,300.00	REVENUES TOTAL	1,891,563.28	1975 TAXES COLLECTED	1,261,308.36
Civil Defense & Disaster Control	500.00	Reserve For Uncollected Taxes	119,318.88	1975 Taxes Cancelled, Abated or Adjusted	
Environmental Inspection & Control	3,900.00	CAPITAL OUTLAY TOTAL	21,760.96	Transfer to Tax Title Liens or Foreclosed	
Other Public Safety				Balance Outstanding Dec. 31, 1975	75,697.60
PUBLIC WORKS				PRIOR YEARS TAXES OUTSTANDING	
Streets and Drainage	79,640.00	Public Enterprises		Balance January 1, 1975	40,792.50
Sewers and Sewage Processing		Recreation—Culture	21,760.96	Collected in 1975	39,849.00
Garbage and Trash Disposal	66,900.00	Public Works		Cancelled, Abated or Adjusted 1975	
Public Buildings and Grounds	39,673.00	Buildings and Grounds		Transfers to Tax Title Liens or Foreclosed	
Other Public Works	20,000.00	Library and Education		Balance December 31, 1975	943.50
HEALTH and WELFARE		Conservation		TAX TITLE LIENS OUTSTANDING	
Health Services Except Environmental	2,600.00	All Other		Balance January 1, 1975	
Welfare-Public Assistance	200.00	CAPITAL DEBT AUTHORIZED, DECEMBER 31, 1975		Transfer From Taxes	
Hospitals, Clinics, First Aid	800.00	ISSUED AND UNISSUED GROSS DEBT		Redeemed in 1975	
Animal, Insect, & Rodent Control	1,400.00	School		Cancelled, Abated or Adjusted (1975)	
Other Welfare Services		Self-liquidating		Transfers to Foreclosed Property	
RECREATION and CONSERVATION		Other	114,000	Balance December 31, 1975	
Beaches and Boardwalks	92,200.00	Total	114,000	PROPERTY ACQUIRED BY DEED OR	
Parks, Playgrounds, Shade Trees	18,850.00	ISSUED AND OUTSTANDING		FORECLOSURE	
Land Reclamation & Conservation		School		Balance January 1, 1975	
Other Recreational Services	62,010.00	Self-Liquidating		Transfers From Taxes or Liens	
EDUCATION (excluding schools)		Other		Sale for Cash (1975)	
Libraries		Total		Cancelled, Abated or Adjusted (1975)	
Other Educational Services		EQUALIZED VALUATION BASIS		Balance December 31, 1975	
STATUTORY EXPENDITURES		FOR NET DEBT COMPUTATION	83,077,308.00	CURRENT FINANCES DECEMBER 31, 1975	
Pensions & F. I. C. A.	42,161.88	REAL PROPERTY VALUATIONS		ASSETS	
Employee Fringe Benefits	15,000.00	Code Class # of Parcels % VAL'N		Cash Dec. 31, 1975	349,014.35
Other Statutory Expenditures		1 Vacant Land 215 4.82	2,609,700.00	Taxes Receivable	76,641.10
CETA And Other Public Employment Programs		2 Residential 1826 85.94	46,559,500.00	Tax Title Liens	
MUNICIPAL FUNCTIONS TOTAL	852,300.63	3 Farm		Foreclosed Property	
CAPITAL IMPROVEMENTS MEMO	15,000.00	4a Commercial 60 5.99	3,246,600.00	Emergencies & Other Deferred Charges	6,055.75
DEBT SERVICE		4b Industrial		State and Federal Aid Receivable	24,279.76
Principal Payments		4c Apartments 32 3.25	1,761,100.00	Other Receivables	87,232.59
Interest Payments		Total 2133	54,176,900.00	Total	543,223.55
DEFERRED CHARGES	42,624.87	Land Area .65 Sq. Miles		LIABILITIES, RESERVES, AND SURPLUS	
SCHOOL, COUNTY, SPECIAL DISTRICT TAXES	816,675.96	Net Valuation Taxable-Municipal	55,359,135.00	Cash Liabilities	205,210.53
RESERVE FOR UNCOLLECTED TAXES	119,318.88	Net Valuation Taxable-County	86,556,353.00	Reserves for Receivables	163,873.69
EXPENDITURES TOTAL	1,830,920.34	State Equalized Valuation	95,272,023.00	Surplus Dec. 31, 1975	174,139.33
		State Equalization Ratio	57.58	Total	543,223.55

0421

Population 1970 2,790
 Population 1975 2,870
 S & P Rating
 Moody Rating

General Tax Rate Per \$100. 5.80
 State Equalized Tax Rate 4.11

LAWNSIDE BOROUGH — CAMDEN COUNTY

Form of Government:
 Borough Council
 Number of Members on Governing Body 6

PER CAPITA: 701.72
 Gross Debt 215.99
 Net Debt 10.55
 Debt Service 419.00
 Total Tax Levy 256.44
 Municipal Expenditures

PER CENT: 7.61
 Gross Debt 2.34
 Net Debt 87.61
 Tax Levy Collected 1.72
 Tax Levy Cancelled, Abated or Adjusted

EXPENDITURES		REVENUES-REALIZED		1975 PROPERTY TAX	
GENERAL GOVERNMENT				STATE EQUALIZED TAX RATE	
Governing Body & Public Boards				Local District School Taxes	1.91 548,412.77
Municipal Clerk				Regional & Consolidated School Tax	
Financial Administration	11,036.00	1975 Property Taxes Collected	1,047,603.50	School Taxes in Municipal Budget	
Assessment of Taxes	29,954.00	1975 Payments in Lieu of Taxes		County Taxes	1.12 322,341.57
Collection of Taxes	27,367.70	Delinquent Tax & Lien Collections	95,663.51	County Library Taxes	.03 7,440.15
Planning, Housing & Development	1,132.00	Business Personalty Replacement Taxes	26,527.84	Local Municipal Purpose Taxes	1.01 289,110.62
Human Resources	1,000.00	Taxes from Public Utilities	150,377.25	Veteran & Senior Citizen Taxes	.05 15,360.00
Elections	1,972.00	Other Miscellaneous Tax Revenues		Total Taxes for Rate Computation	4.12 1,182,665.11
General Administration (other)	62,257.00	State Aid Revenues	1,130.80	Special District Taxes	
JUDICIARY		Federal Aid Revenues	30,009.11	Bank Stock Taxes	889.38
Municipal Courts	16,385.00	State and Local Fiscal Assistance Act Utilized	50,000.00	Added and Omitted Taxes	34,341.80
PUBLIC SAFETY		Sale of Acquired Property	4,600.00	Total Taxes Levied - ABSTRACT	1,202,536.29
Fire Protection	35,871.00	Other Miscellaneous Revenues	58,038.70	Total Taxes Billed	1,195,805.49
Police Protection	132,248.00	Total	1,463,950.71	1975 TAXES COLLECTED	1,047,603.50
Civil Defense & Disaster Control	12.00	Prior Years Surplus Appropriated	140,000.00	1975 Taxes Cancelled, Abated or Adjusted	20,574.02
Environmental Inspection & Control	1,123.00	REVENUES TOTAL	1,603,950.71	Transfer to Tax Title Liens or Foreclosed	34,890.75
Other Public Safety		Reserve For Uncollected Taxes	174,249.27	Balance Outstanding Dec. 31, 1975	92,737.22
PUBLIC WORKS		CAPITAL OUTLAY TOTAL	17,770.68	PRIOR YEARS TAXES OUTSTANDING	
Streets and Drainage	41,100.00	Public Enterprises		Balance January 1, 1975	131,816.32
Sewers and Sewage Processing		Recreation—Culture		Collected in 1975	85,354.47
Garbage and Trash Disposal	21,980.00	Public Works	6,800.00	Cancelled, Abated or Adjusted 1975	
Public Buildings and Grounds	23,000.00	Buildings and Grounds	10,970.68	Transfers to Tax Title Liens or Foreclosed	14,935.98
Other Public Works		Library and Education		Balance December 31, 1975	31,525.87
HEALTH and WELFARE		Conservation		TAX TITLE LIENS OUTSTANDING	
Health Services Except Environmental	2,648.00	All Other		Balance January 1, 1975	34,714.52
Welfare-Public Assistance	3,078.00			Transfer From Taxes	52,084.97
Hospitals, Clinics, First Aid		CAPITAL DEBT AUTHORIZED, DECEMBER 31, 1975		Redeemed in 1975	10,309.04
Animal, Insect, & Rodent Control	1,380.00	ISSUED AND UNISSUED		Cancelled, Abated or Adjusted (1975)	
Other Welfare Services		School	1,129,000	Transfers to Foreclosed Property	
RECREATION and CONSERVATION		Self-liquidating	481,200	Balance December 31, 1975	76,490.45
Beaches and Boardwalks		Other	403,739	PROPERTY ACQUIRED BY DEED OR	
Parks, Playgrounds, Shade Trees		Total	2,013,939	FORECLOSURE	
Land Reclamation & Conservation	28,600.00			Balance January 1, 1975	48,440.00
Other Recreational Services	1,000.00	ISSUED AND OUTSTANDING		Transfers From Taxes or Liens	
EDUCATION (excluding schools)		School	1,129,000.00	Sale for Cash (1975)	4,600.00
Libraries		Self-Liquidating	31,200.00	Cancelled, Abated or Adjusted (1975)	
Other Educational Services		Other	180,000.00	Balance December 31, 1975	43,840.00
STATUTORY EXPENDITURES		Total	1,340,200.00	CURRENT FINANCES DECEMBER 31, 1975	
Pensions & F. I. C. A.	18,425.00	EQUALIZED VALUATION BASIS		ASSETS	
Employee Fringe Benefits		FOR NET DEBT COMPUTATION	26,461,558.33	Cash Dec. 31, 1975	409,869.18
Other Statutory Expenditures		REAL PROPERTY VALUATIONS		Taxes Receivable	124,263.09
CETA And Other Public Employment Programs	34,830.00	Code Class # of Parcels % VAL'N		Tax Title Liens	76,490.45
MUNICIPAL FUNCTIONS TOTAL	496,398.70	1 Vacant Land 486 4.46	904,515.00	Foreclosed Property	43,840.00
CAPITAL IMPROVEMENTS *MEMO*	5,000.00	2 Residential 799 53.91	10,929,619.00	Emergencies & Other Deferred Charges	45,854.70
DEBT SERVICE		4a Commercial 43 28.23	5,723,686.00	State and Federal Aid Receivable	11,491.50
Principal Payments	20,000.00	4b Industrial 6 8.97	1,819,190.00	Other Receivables	101,266.26
Interest Payments	10,284.00	4c Apartments 6 4.42	896,500.00	Total	813,075.18
DEFERRED CHARGES	35,055.73	Total 1340	20,273,510.00	LIABILITIES, RESERVES, AND SURPLUS	
SCHOOL, COUNTY, SPECIAL DISTRICT TAXES	878,194.49	Land Area 1.43 Sq. Miles		Cash Liabilities	159,303.28
RESERVE FOR UNCOLLECTED TAXES	174,249.27	Net Valuation Taxable-Municipal	20,394,179.00	Reserves for Receivables	345,859.80
EXPENDITURES TOTAL	1,614,182.19	Net Valuation Taxable-County	29,697,319.00	Surplus Dec. 31, 1975	307,912.10
		State Equalized Valuation	28,715,182.00	Total	813,075.18
		State Equalization Ratio	70.90		

0608

Population 1970 **2,345**
 Population 1975 **2,435**
 S & P Rating
 Moody Rating

General Tax Rate Per \$100. **5.81**
 State Equalized Tax Rate **3.21**

LAWRENCE TOWNSHIP — CUMBERLAND CO.

Form of Government:
 Township Committee
 Number of Members on Governing Body 3

PER CAPITA:
 Gross Debt **34.91**
 Net Debt **4.11**
 Debt Service **10.92**
 Total Tax Levy **248.18**
 Municipal Expenditures **184.54**

PER CENT:
 Gross Debt **.38**
 Net Debt **.04**
 Tax Levy Collected **76.82**
 Tax Levy Cancelled, Abated or Adjusted **.07**

EXPENDITURES		REVENUES-REALIZED		1975 PROPERTY TAX	
GENERAL GOVERNMENT				STATE EQUALIZED TAX RATE 3.21	
Governing Body & Public Boards		1975 Property Taxes Collected	465,015.71	Local District School Taxes 1.45	275,106.00
Municipal Clerk		1975 Payments in Lieu of Taxes		Regional & Consolidated School Tax	
Financial Administration	6,160.00	Delinquent Tax & Lien Collections	89,630.77	School Taxes in Municipal Budget	
Assessment of Taxes	41,513.00	Business Personalty Replacement Taxes	22,224.09	County Taxes .94	177,811.40
Collection of Taxes	9,890.00	Taxes from Public Utilities	56,465.46	County Library Taxes	
Planning, Housing & Development	4,005.03	Other Miscellaneous Tax Revenues		Local Municipal Purpose Taxes .76	144,818.99
Human Resources		State Aid Revenues	22,149.00	Veteran & Senior Citizen Taxes .06	12,210.00
Elections	910.50	Federal Aid Revenues	15,730.51	Total Taxes for Rate Computation 3.21	609,946.39
General Administration (other)	24,056.65	State and Local Fiscal Assistance Act Utilized	54,795.00	Special District Taxes	
JUDICIARY		Sale of Acquired Property		Bank Stock Taxes	1,881.01
Municipal Courts	13,000.00	Other Miscellaneous Revenues	24,787.09	Added and Omitted Taxes	4,695.93
PUBLIC SAFETY		Total	750,797.63	Total Taxes Levied - ABSTRACT	604,313.33
Fire Protection	8,000.00	Prior Years Surplus Appropriated	48,000.00	Total Taxes Billed	605,335.57
Police Protection	31,074.15	REVENUES TOTAL	798,797.63	1975 TAXES COLLECTED	465,015.71
Civil Defense & Disaster Control	331.39	Reserve For Uncollected Taxes	142,784.47	1975 Taxes Cancelled, Abated or Adjusted	447.93
Environmental Inspection & Control	4,391.50			Transfer to Tax Title Liens or Foreclosed	
Other Public Safety		CAPITAL OUTLAY TOTAL	2,100.00	Balance Outstanding Dec. 31, 1975	139,871.93
PUBLIC WORKS				PRIOR YEARS TAXES OUTSTANDING	
Streets and Drainage	56,975.97	Public Enterprises		Balance January 1, 1975	89,306.37
Sewers and Sewage Processing		Recreation—Culture		Collected in 1975	73,095.30
Garbage and Trash Disposal	18,133.50	Public Works	2,100.00	Cancelled, Abated or Adjusted 1975	
Public Buildings and Grounds	10,708.25	Buildings and Grounds		Transfers to Tax Title Liens or Foreclosed	
Other Public Works	4,795.00	Library and Education		Balance December 31, 1975	16,211.07
HEALTH and WELFARE		Conservation		TAX TITLE LIENS OUTSTANDING	
Health Services Except Environmental	2,000.00	All Other		Balance January 1, 1975	83,304.19
Welfare-Public Assistance	1,318.33	CAPITAL DEBT AUTHORIZED, DECEMBER 31, 1975		Transfer From Taxes	
Hospitals, Clinics, First Aid		ISSUED AND UNISSUED GROSS DEBT		Redeemed in 1975	16,535.47
Animal, Insect, & Rodent Control	2,013.03	School 75,000		Cancelled, Abated or Adjusted (1975)	
Other Welfare Services		Self-liquidating		Transfers to Foreclosed Property	
RECREATION and CONSERVATION		Other 10,000	10,000	Balance December 31, 1975	66,768.72
Beaches and Boardwalks		Total 85,000	10,000	PROPERTY ACQUIRED BY DEED OR	
Parks, Playgrounds, Shade Trees	14,000.00			FORECLOSURE	
Land Reclamation & Conservation		ISSUED AND OUTSTANDING		Balance January 1, 1975	40,050.00
Other Recreational Services	570.70	School	75,000.00	Transfers From Taxes or Liens	
EDUCATION (excluding schools)		Self-Liquidating		Sale for Cash (1975)	
Libraries	1,800.00	Other	10,000.00	Cancelled, Abated or Adjusted (1975)	
Other Educational Services		Total 85,000.00	40,050.00	Balance December 31, 1975	40,050.00
STATUTORY EXPENDITURES		EQUALIZED VALUATION BASIS		CURRENT FINANCES DECEMBER 31, 1975	
Pensions & F. I. C. A.	4,480.36	FOR NET DEBT COMPUTATION	22,479,761.67	ASSETS	
Employee Fringe Benefits		REAL PROPERTY VALUATIONS		Cash Dec. 31, 1975	135,810.77
Other Statutory Expenditures		Code Class # of Parcels % VAL'N		Taxes Receivable	156,083.00
CETA And Other Public Employment Programs	15,110.36	1 Vacant Land 2733 29.00	2,923,325.00	Tax Title Liens	66,768.72
MUNICIPAL FUNCTIONS TOTAL	275,237.72	2 Residential 589 38.89	3,920,250.00	Foreclosed Property	40,050.00
CAPITAL IMPROVEMENTS *MEMO*	5,000.00	3 Farm 259 20.51	2,067,800.00	Emergencies & Other Deferred Charges	33,645.72
DEBT SERVICE		4a Commercial 65 8.33	840,200.00	State and Federal Aid Receivable	25,026.08
Principal Payments	24,700.00	4b Industrial 1 3.27	330,000.00	Other Receivables	616.80
Interest Payments	1,900.00	4c Apartments		Total	458,001.09
DEFERRED CHARGES	4,723.53	Total 3647	10,081,575.00	LIABILITIES, RESERVES, AND SURPLUS	
SCHOOL, COUNTY, SPECIAL DISTRICT TAXES	452,917.40	Land Area 37.35 Sq. Miles		Cash Liabilities	57,756.12
RESERVE FOR UNCOLLECTED TAXES	142,784.47	Net Valuation Taxable-Municipal	10,514,075.00	Reserves for Receivables	263,518.52
EXPENDITURES TOTAL	902,263.12	Net Valuation Taxable-County	15,999,853.00	Surplus Dec. 31, 1975	136,726.45
		State Equalized Valuation	18,669,657.00	Total	458,001.09
		State Equalization Ratio	55.29		

1107

Population 1970 19,610
 Population 1975 20,025
 S & P Rating
 Moody Rating A

General Tax Rate Per \$100. 3.45
 State Equalized Tax Rate 2.93

LAWRENCE TOWNSHIP — MERCER COUNTY

Form of Government:

Council-Manager Plan E (OMCL50)

Number of Members on Governing Body 5

PER CAPITA:

Gross Debt 371.05
 Net Debt 153.97
 Debt Service 8.10
 Total Tax Levy 521.69
 Municipal Expenditures 228.63

PER CENT:

Gross Debt 2.34
 Net Debt .97
 Tax Levy Collected 96.24
 Tax Levy Cancelled, Abated or Adjusted .16

EXPENDITURES		REVENUES-REALIZED		1975 PROPERTY TAX	
GENERAL GOVERNMENT				STATE EQUALIZED TAX RATE	
Governing Body & Public Boards		1975 Property Taxes Collected	10,061,338.19	Local District School Taxes	1.59
Municipal Clerk		1975 Payments in Lieu of Taxes	817.26	Regional & Consolidated School Tax	
Financial Administration	34,609.00	Delinquent Tax & Lien Collections	395,456.77	School Taxes in Municipal Budget	
Assessment of Taxes	50,722.00	Business Personalty Replacement Taxes	449,615.53	County Taxes	.92
Collection of Taxes	43,492.00	Taxes from Public Utilities	762,006.04	County Library Taxes	.04
Planning, Housing & Development	79,050.00	Other Miscellaneous Tax Revenues	6.06	Local Municipal Purpose Taxes	.36
Human Resources	18,418.00	State Aid Revenues	35,761.56	Veteran & Senior Citizen Taxes	.03
Elections	3,200.00	Federal Aid Revenues	67,684.02	Total Taxes for Rate Computation	2.94
General Administration (other)	423,548.19	State and Local Fiscal Assistance Act Utilized	257,581.12	Special District Taxes	
JUDICIARY		Sale of Acquired Property		Bank Stock Taxes	16,061.80
Municipal Courts	33,127.00	Other Miscellaneous Revenues	949,245.79	Added and Omitted Taxes	208,834.07
PUBLIC SAFETY		Total	12,979,512.34	Total Taxes Levied - ABSTRACT	10,446,821.37
Fire Protection	74,094.00	Prior Years Surplus Appropriated	768,000.00	Total Taxes Billed	10,454,064.15
Police Protection	849,926.00	REVENUES TOTAL	13,747,512.34	1975 TAXES COLLECTED	10,061,338.19
Civil Defense & Disaster Control	37,875.00	Reserve For Uncollected Taxes	485,000.00	1975 Taxes Cancelled, Abated or Adjusted	16,285.24
Environmental Inspection & Control	60,818.00	CAPITAL OUTLAY TOTAL	379,740.15	Transfer to Tax Title Liens or Foreclosed Balance Outstanding Dec. 31, 1975	376,440.72
Other Public Safety				PRIOR YEARS TAXES OUTSTANDING	
PUBLIC WORKS		Public Enterprises		Balance January 1, 1975	458,588.91
Streets and Drainage	547,532.00	Recreation—Culture	98,513.90	Collected in 1975	391,497.73
Sewers and Sewage Processing	783,000.00	Public Works	281,226.25	Cancelled, Abated or Adjusted 1975	150.00
Garbage and Trash Disposal	248,000.00	Buildings and Grounds		Transfers to Tax Title Liens or Foreclosed Balance December 31, 1975	2,062.91
Public Buildings and Grounds	36,069.00	Library and Education		TAX TITLE LIENS OUTSTANDING	64,878.27
Other Public Works		Conservation		Balance January 1, 1975	32,892.29
HEALTH and WELFARE		All Other		Transfer From Taxes	2,454.38
Health Services Except Environmental	58,260.00	CAPITAL DEBT AUTHORIZED, DECEMBER 31, 1975		Redeemed in 1975	3,959.04
Welfare-Public Assistance	24,384.00	ISSUED AND UNISSUED GROSS DEBT		Cancelled, Abated or Adjusted (1975)	
Hospitals, Clinics, First Aid		School	4,347,000	Transfers to Foreclosed Property	
Animal, Insect, & Rodent Control	6,623.00	Self-Liquidating		Balance December 31, 1975	31,387.63
Other Welfare Services		Other	3,083,250	PROPERTY ACQUIRED BY DEED OR FORECLOSURE	
RECREATION and CONSERVATION		Total	7,430,250	Balance January 1, 1975	12,370.00
Beaches and Boardwalks		ISSUED AND OUTSTANDING		Transfers From Taxes or Liens	
Parks, Playgrounds, Shade Trees	113,150.00	School	4,347,000.00	Sale for Cash (1975)	
Land Reclamation & Conservation	2,100.00	Self-Liquidating		Cancelled, Abated or Adjusted (1975)	
Other Recreational Services	69,725.00	Other	1,776,500.00	Balance December 31, 1975	12,370.00
EDUCATION (excluding schools)		Total	6,123,500.00	CURRENT FINANCES DECEMBER 31, 1975	
Libraries		EQUALIZED VALUATION BASIS		ASSETS	
Other Educational Services	8,900.00	FOR NET DEBT COMPUTATION	317,441,945.33	Cash Dec. 31, 1975	1,268,310.59
STATUTORY EXPENDITURES		REAL PROPERTY VALUATIONS		Taxes Receivable	441,318.99
Pensions & F. I. C. A.	157,956.00	Code Class # of Parcels % VAL'N		Tax Title Liens	31,387.63
Employee Fringe Benefits	55,100.00	1 Vacant Land 988 5.22	15,291,250.00	Foreclosed Property	12,370.00
Other Statutory Expenditures		2 Residential 4564 52.43	153,624,350.00	Emergencies & Other Deferred Charges	106,273.00
CETA And Other Public Employment Programs	56,777.04	3 Farm 180 1.66	4,865,600.00	State and Federal Aid Receivable	102,894.76
MUNICIPAL FUNCTIONS		4a Commercial 241 30.27	88,704,600.00	Other Receivables	77,378.06
CAPITAL IMPROVEMENTS * MEMO*	60,000.00	4b Industrial 36 6.95	20,366,000.00	Total	2,039,933.03
DEBT SERVICE		4c Apartments 12 3.47	10,176,800.00	LIABILITIES, RESERVES, AND SURPLUS	
Principal Payments	93,000.00	Total	293,028,600.00	Cash Liabilities	552,552.44
Interest Payments	69,172.00	Land Area 21.87 Sq. Miles		Reserves for Receivables	562,454.68
DEFERRED CHARGES		Net Valuation Taxable-Municipal	299,353,300.00	Surplus Dec. 31, 1975	924,925.91
SCHOOL, COUNTY, SPECIAL DISTRICT TAXES	8,971,619.30	Net Valuation Taxable-County	349,046,782.00	Total	2,039,933.03
RESERVE FOR UNCOLLECTED TAXES	485,000.00	State Equalized Valuation	350,805,081.00		
EXPENDITURES		State Equalization Ratio	85.07		
TOTAL	13,549,896.53				

1018

Population 1970 **890**
 Population 1975 **905**
 S & P Rating
 Moody Rating

General Tax Rate Per \$100. **5.77**
 State Equalized Tax Rate **3.06**

LEBANON BOROUGH — HUNTERDON COUNTY

Form of Government:

Borough Council

Number of Members on Governing Body 6

PER CAPITA:

Gross Debt **325.79**
 Net Debt **34.03**
 Debt Service **11.12**
 Total Tax Levy **476.20**
 Municipal Expenditures **158.99**

PER CENT:

Gross Debt **2.43**
 Net Debt **.25**
 Tax Levy Collected **94.17**
 Tax Levy Cancelled, Abated
 or Adjusted

EXPENDITURES		REVENUES-REALIZED		1975 PROPERTY TAX	
GENERAL GOVERNMENT				STATE EQUALIZED TAX RATE 1.32	
Governing Body & Public Boards		1975 Property Taxes Collected	405,852.50	Local District School Taxes	187,050.00
Municipal Clerk		1975 Payments in Lieu of Taxes		Regional & Consolidated School Tax	161,541.22
Financial Administration	2,200.00	Delinquent Tax & Lien Collections	13,701.92	School Taxes in Municipal Budget	
Assessment of Taxes	6,859.31	Business Personalty Replacement Taxes	1,774.00	County Taxes	56,210.90
Collection of Taxes	2,307.58	Taxes from Public Utilities	18,990.49	County Library Taxes	2,887.65
Planning, Housing & Development	2,700.00	Other Miscellaneous Tax Revenues		Local Municipal Purpose Taxes	21,964.65
Human Resources		State Aid Revenues	240.50	Veteran & Senior Citizen Taxes	4,620.00
Elections		Federal Aid Revenues		Total Taxes for Rate Computation	434,274.42
General Administration (other)	19,900.00	State and Local Fiscal Assistance Act Utilized	18,600.00	Special District Taxes	
JUDICIARY		Sale of Acquired Property		Bank Stock Taxes	1,098.35
Municipal Courts	3,150.00	Other Miscellaneous Revenues	21,884.37	Added and Omitted Taxes	209.16
PUBLIC SAFETY		Total	481,043.78	Total Taxes Levied - ABSTRACT	430,961.93
Fire Protection	7,300.00	Prior Years Surplus Appropriated	53,000.00	Total Taxes Billed	430,961.93
Police Protection	13,250.00	REVENUES TOTAL	534,043.78	1975 TAXES COLLECTED	405,852.50
Civil Defense & Disaster Control	250.00	Reserve For Uncollected Taxes	24,484.00	1975 Taxes Cancelled, Abated or Adjusted	
Environmental Inspection & Control	325.00	CAPITAL OUTLAY TOTAL	43,051.37	Transfer to Tax Title Liens or Foreclosed	
Other Public Safety				Balance Outstanding Dec. 31, 1975	25,109.43
PUBLIC WORKS				PRIOR YEARS TAXES OUTSTANDING	
Streets and Drainage	8,332.92	Public Enterprises		Balance January 1, 1975	13,581.66
Sewers and Sewage Processing	13,095.00	Recreation—Culture		Collected in 1975	13,581.66
Garbage and Trash Disposal	12,040.19	Public Works		Cancelled, Abated or Adjusted 1975	
Public Buildings and Grounds		Buildings and Grounds*	43,051.37	Transfers to Tax Title Liens or Foreclosed	
Other Public Works		Library and Education		Balance December 31, 1975	
HEALTH and WELFARE		Conservation		TAX TITLE LIENS OUTSTANDING	
Health Services Except Environmental	125.00	All Other		Balance January 1, 1975	120.26
Welfare-Public Assistance		CAPITAL DEBT AUTHORIZED, DECEMBER 31, 1975		Transfer From Taxes	
Hospitals, Clinics, First Aid		ISSUED AND UNISSUED		Redeemed in 1975	120.26
Animal, Insect, & Rodent Control		School	264,037	Cancelled, Abated or Adjusted (1975)	
Other Welfare Services		Self-liquidating		Transfers to Foreclosed Property	
RECREATION and CONSERVATION		Other	30,800	Balance December 31, 1975	
Beaches and Boardwalks		Total	294,837	PROPERTY ACQUIRED BY DEED OR	
Parks, Playgrounds, Shade Trees				FORECLOSURE	
Land Reclamation & Conservation	500.00	ISSUED AND OUTSTANDING		Balance January 1, 1975	
Other Recreational Services	5,000.00	School	202,272.00	Transfers From Taxes or Liens	
EDUCATION (excluding schools)		Self-Liquidating		Sale for Cash (1975)	
Libraries		Other	30,800.00	Cancelled, Abated or Adjusted (1975)	
Other Educational Services	200.00	Total	233,072.00	Balance December 31, 1975	
STATUTORY EXPENDITURES		EQUALIZED VALUATION BASIS		CURRENT FINANCES DECEMBER 31, 1975	
Pensions & F. I. C. A.	900.25	FOR NET DEBT COMPUTATION	12,139,747.33	ASSETS	
Employee Fringe Benefits		REAL PROPERTY VALUATIONS		Cash Dec. 31, 1975	178,100.14
Other Statutory Expenditures		Code Class # of Parcels % VAL'N		Taxes Receivable	25,109.43
CETA And Other Public Employment Programs		1 Vacant Land 22 2.42	176,800.00	Tax Title Liens	
MUNICIPAL FUNCTIONS TOTAL	98,435.25	2 Residential 209 63.02	4,599,660.00	Foreclosed Property	
CAPITAL IMPROVEMENTS *MEMO*	1,000.00	3 Farm 20 3.76	274,669.00	Emergencies & Other Deferred Charges	7,400.00
DEBT SERVICE		4a Commercial 39 21.89	1,597,500.00	State and Federal Aid Receivable	16,914.50
Principal Payments	7,700.00	4b Industrial 3 8.90	649,730.00	Other Receivables	
Interest Payments	2,367.75	4c Apartments		Total	227,524.07
DEFERRED CHARGES	10,900.00	Total 293	7,298,359.00	LIABILITIES, RESERVES, AND SURPLUS	
SCHOOL, COUNTY, SPECIAL DISTRICT TAXES	407,689.77	Land Area 1.23 Sq. Miles	7,536,187.00	Cash Liabilities	120,109.06
RESERVE FOR UNCOLLECTED TAXES	24,484.00	Net Valuation Taxable-Municipal	12,866,780.00	Reserves for Receivables	25,109.43
EXPENDITURES TOTAL	551,576.77	Net Valuation Taxable-County	13,990,261.00	Surplus Dec. 31, 1975	82,305.58
		State Equalized Valuation	53.07	Total	227,524.07
		State Equalization Ratio			

1019

Population 1970 **4,250**
 Population 1975 **4,640**
 S & P Rating
 Moody Rating

General Tax Rate Per \$100. **2.92**
 State Equalized Tax Rate **2.26**

LEBANON TOWNSHIP — HUNTERDON COUNTY

Form of Government:

Township Committee

Number of Members on Governing Body 3

PER CAPITA:

Gross Debt **532.67**
 Net Debt **5.68**
 Debt Service
 Total Tax Levy **401.60**
 Municipal Expenditures **295.43**

PER CENT:

Gross Debt **3.48**
 Net Debt **.04**
 Tax Levy Collected **89.23**
 Tax Levy Cancelled, Abated or Adjusted **.11**

EXPENDITURES		REVENUES-REALIZED		1975 PROPERTY TAX	
GENERAL GOVERNMENT				STATE EQUALIZED TAX RATE — .66	
Governing Body & Public Boards		1975 Property Taxes Collected	1,671,138.69	Local District School Taxes	540,579.95
Municipal Clerk		1975 Payments in Lieu of Taxes		Regional & Consolidated School Tax	951,714.20
Financial Administration	8,916.00	Delinquent Tax & Lien Collections	148,926.58	School Taxes in Municipal Budget	
Assessment of Taxes	12,180.00	Business Personality Replacement Taxes	35,239.95	County Taxes	331,149.08
Collection of Taxes	11,276.00	Taxes from Public Utilities	984,825.23	County Library Taxes	17,011.81
Planning, Housing & Development	20,590.00	Other Miscellaneous Tax Revenues		Local Municipal Purpose Taxes	-395.85
Human Resources		State Aid Revenues	7,325.50	Veteran & Senior Citizen Taxes	23,590.00
Elections	1,200.00	Federal Aid Revenues		Total Taxes for Rate Computation	1,863,649.19
General Administration (other)	67,003.48	State and Local Fiscal Assistance Act Utilized	109,341.00	Special District Taxes	
JUDICIARY		Sale of Acquired Property		Bank Stock Taxes	574.05
Municipal Courts	3,000.00	Other Miscellaneous Revenues	122,820.58	Added and Omitted Taxes	22,780.62
PUBLIC SAFETY		Total	3,079,617.53	Total Taxes Levied - ABSTRACT	1,863,413.86
Fire Protection	18,100.00	Prior Years Surplus Appropriated	475,000.00	Total Taxes Billed	1,872,743.86
Police Protection	103,753.73	REVENUES TOTAL	3,554,617.53	1975 TAXES COLLECTED	1,671,138.69
Civil Defense & Disaster Control	500.00	Reserve For Uncollected Taxes	209,518.47	1975 Taxes Cancelled, Abated or Adjusted	1,982.25
Environmental Inspection & Control	129.00			Transfer to Tax Title Liens or Foreclosed	19,411.81
Other Public Safety		CAPITAL OUTLAY TOTAL	1,571.00	Balance Outstanding Dec. 31, 1975	180,211.11
PUBLIC WORKS				PRIOR YEARS TAXES OUTSTANDING	
Streets and Drainage	181,800.00	Public Enterprises		Balance January 1, 1975	150,721.03
Sewers and Sewage Processing	17,341.27	Recreation—Culture		Collected in 1975	137,506.03
Garbage and Trash Disposal	4,912.55	Public Works	1,146.00	Cancelled, Abated or Adjusted 1975	4,080.46
Public Buildings and Grounds	95,841.00	Buildings and Grounds	425.00	Transfers to Tax Title Liens or Foreclosed	4,907.42
Other Public Works	10,500.00	Library and Education		Balance December 31, 1975	4,227.12
HEALTH and WELFARE		Conservation		TAX TITLE LIENS OUTSTANDING	
Health Services Except Environmental	8,780.00	All Other		Balance January 1, 1975	48,605.74
Welfare-Public Assistance	3,400.00			Transfer From Taxes	24,319.23
Hospitals, Clinics, First Aid		CAPITAL DEBT AUTHORIZED, DECEMBER 31, 1975		Redeemed in 1975	11,420.55
Animal, Insect, & Rodent Control	3,000.00	ISSUED AND UNISSUED		Cancelled, Abated or Adjusted (1975)	
Other Welfare Services		School	2,445,235	Transfers to Foreclosed Property	
RECREATION and CONSERVATION		Self-liquidating		Balance December 31, 1975	61,504.42
Beaches and Boardwalks		Other	26,334	PROPERTY ACQUIRED BY DEED OR FORECLOSURE	
Parks, Playgrounds, Shade Trees		Total	2,471,569	Balance January 1, 1975	38,000.00
Land Reclamation & Conservation	600.00	ISSUED AND OUTSTANDING		Transfers From Taxes or Liens	
Other Recreational Services	6,863.97	School	1,712,235.00	Sale for Cash (1975)	
EDUCATION (excluding schools)		Self-liquidating		Cancelled, Abated or Adjusted (1975)	8,000.00
Libraries		Other		Balance December 31, 1975	30,000.00
Other Educational Services	552,000.00	Total	1,712,235.00	CURRENT FINANCES DECEMBER 31, 1975	
STATUTORY EXPENDITURES		EQUALIZED VALUATION BASIS		ASSETS	
Pensions & F. I. C. A.	21,900.00	FOR NET DEBT COMPUTATION	70,953,926.33	Cash Dec. 31, 1975	1,294,426.33
Employee Fringe Benefits	7,671.00	REAL PROPERTY VALUATIONS		Taxes Receivable	184,438.23
Other Statutory Expenditures		Code Class # of Parcels % VAL'N		Tax Title Liens	61,504.42
CETA And Other Public Employment Programs		1 Vacant Land 500 9.54	6,042,800.00	Foreclosed Property	30,000.00
MUNICIPAL FUNCTIONS TOTAL	1,161,258.00	2 Residential 1333 73.17	46,338,000.00	Emergencies & Other Deferred Charges	
CAPITAL IMPROVEMENTS *M EMO*	75,000.00	3 Farm 239 11.82	7,484,933.00	State and Federal Aid Receivable	15,000.00
DEBT SERVICE		4a Commercial 41 5.47	3,462,474.00	Other Receivables	1,393.69
Principal Payments		4b Industrial		Total	1,586,762.67
Interest Payments		4c Apartments		LIABILITIES, RESERVES, AND SURPLUS	
DEFERRED CHARGES		Total 2113	63,328,207.00	Cash Liabilities	702,556.56
SCHOOL, COUNTY, SPECIAL DISTRICT TAXES	1,840,455.04	Land Area 31.85 Sq. Miles		Reserves for Receivables	277,336.34
RESERVE FOR UNCOLLECTED TAXES	209,518.47	Net Valuation Taxable-Municipal	63,940,376.00	Surplus Dec. 31, 1975	606,869.77
EXPENDITURES TOTAL	3,211,231.51	Net Valuation Taxable-County	75,845,452.00	Total	1,586,762.67
		State Equalized Valuation	82,326,101.00		
		State Equalization Ratio	77.50		

0229

Population 1970 8,865
 Population 1975 8,915
 S & P Rating
 Moody Rating

General Tax Rate Per \$100. 4.25
 State Equalized Tax Rate 3.05

LEONIA BOROUGH — BERGEN COUNTY

Form of Government:

Borough Council

Number of Members on Governing Body 6

PER CAPITA:

Gross Debt 621.34
 Net Debt 87.30
 Debt Service 2.80
 Total Tax Levy 442.64
 Municipal Expenditures 195.18

PER CENT:

Gross Debt 4.59
 Net Debt .64
 Tax Levy Collected 97.73
 Tax Levy Cancelled, Abated or Adjusted .49

EXPENDITURES		REVENUES-REALIZED		1975 PROPERTY TAX	
GENERAL GOVERNMENT				STATE EQUALIZED TAX RATE	
Governing Body & Public Boards				Local District School Taxes	1.87
Municipal Clerk				Regional & Consolidated School Tax	
Financial Administration	27,515.82	1975 Property Taxes Collected	3,863,699.00	School Taxes in Municipal Budget	
Assessment of Taxes	10,116.19	1975 Payments in Lieu of Taxes	4,174.31	County Taxes	.37
Collection of Taxes	41,320.68	Delinquent Tax & Lien Collections	60,220.86	County Library Taxes	
Planning, Housing & Development	20,509.10	Business Personalty Replacement Taxes	38,400.80	Local Municipal Purpose Taxes	.78
Human Resources	107.35	Taxes from Public Utilities	369,246.48	Veteran & Senior Citizen Taxes	.03
Elections	689.24	Other Miscellaneous Tax Revenues		Total Taxes for Rate Computation	3.05
General Administration (other)	182,765.96	State Aid Revenues	3,389.60	Special District Taxes	
JUDICIARY		Federal Aid Revenues	6,688.45	Bank Stock Taxes	6,766.39
Municipal Courts	18,308.68	State and Local Fiscal Assistance Act Utilized	56,938.01	Added and Omitted Taxes	3,214.83
PUBLIC SAFETY		Sale of Acquired Property	5,000.00	Total Taxes Levied - ABSTRACT	3,946,168.47
Fire Protection	22,071.35	Other Miscellaneous Revenues	116,757.12	Total Taxes Billed	3,953,346.32
Police Protection	382,417.02	Total	4,524,514.63	1975 TAXES COLLECTED	3,863,699.00
Civil Defense & Disaster Control		Prior Years Surplus Appropriated	200,000.00	1975 Taxes Cancelled, Abated or Adjusted	19,381.06
Environmental Inspection & Control	18,898.53	REVENUES TOTAL	4,724,514.63	Transfer to Tax Title Liens or Foreclosed	826.63
Other Public Safety		Reserve For Uncollected Taxes	120,555.45	Balance Outstanding Dec. 31, 1975	69,439.63
PUBLIC WORKS		CAPITAL OUTLAY TOTAL	411,340.49	PRIOR YEARS TAXES OUTSTANDING	
Streets and Drainage	178,142.58			Balance January 1, 1975	83,872.61
Sewers and Sewage Processing	123,255.72	Public Enterprises		Collected in 1975	60,220.86
Garbage and Trash Disposal	137,150.85	Recreation—Culture		Cancelled, Abated or Adjusted 1975	925.01
Public Buildings and Grounds	67,010.80	Public Works		Transfers to Tax Title Liens or Foreclosed	
Other Public Works		Buildings and Grounds	411,340.49	Balance December 31, 1975	22,726.74
HEALTH and WELFARE		Library and Education		TAX TITLE LIENS OUTSTANDING	
Health Services Except Environmental	15,154.32	Conservation		Balance January 1, 1975	3,315.55
Welfare-Public Assistance	1,384.03	All Other		Transfer From Taxes	826.63
Hospitals, Clinics, First Aid		CAPITAL DEBT AUTHORIZED, DECEMBER 31, 1975		Redeemed in 1975	
Animal, Insect, & Rodent Control		ISSUED AND UNISSUED GROSS DEBT		Cancelled, Abated or Adjusted (1975)	
Other Welfare Services		School	4,697,000	Transfers to Foreclosed Property	
RECREATION and CONSERVATION		Self-liquidating	64,000	Balance December 31, 1975	4,142.18
Beaches and Boardwalks		Other	778,250	PROPERTY ACQUIRED BY DEED OR	
Parks, Playgrounds, Shade Trees	32,770.06	Total	5,539,250	FORECLOSURE	
Land Reclamation & Conservation	2,877.00			Balance January 1, 1975	62,940.00
Other Recreational Services	67,491.75	ISSUED AND OUTSTANDING		Transfers From Taxes or Liens	
EDUCATION (excluding schools)		School	2,697,000.00	Sale for Cash (1975)	5,000.00
Libraries	104,729.90	Self-Liquidating	64,000.00	Cancelled, Abated or Adjusted (1975)	
Other Educational Services		Other	629,250.00	Balance December 31, 1975	57,940.00
STATUTORY EXPENDITURES		Total	3,390,250.00	CURRENT FINANCES DECEMBER 31, 1975	
Pensions & F. I. C. A.	105,005.90	EQUALIZED VALUATION BASIS		ASSETS	
Employee Fringe Benefits	27,527.83	FOR NET DEBT COMPUTATION	120,803,683.67	Cash Dec. 31, 1975	589,115.00
Other Statutory Expenditures		REAL PROPERTY VALUATIONS		Taxes Receivable	92,166.37
CETA And Other Public Employment Programs	6,688.45	Code Class # of Parcels % VAL'N		Tax Title Liens	4,142.18
MUNICIPAL FUNCTIONS TOTAL	1,593,909.11	1 Vacant Land 109 1.56	1,453,100.00	Foreclosed Property	57,940.00
CAPITAL IMPROVEMENTS *MEMO*	65,000.00	2 Residential 1974 80.10	74,525,440.00	Emergencies & Other Deferred Charges	2,282.73
DEBT SERVICE		3 Farm		State and Federal Aid Receivable	78.64
Principal Payments	15,000.00	4a Commercial 61 5.36	4,984,000.00	Other Receivables	24,448.11
Interest Payments	9,984.75	4b Industrial 5 2.81	2,617,400.00	Total	770,173.03
DEFERRED CHARGES	601.65	4c Apartments 41 10.17	9,465,400.00	LIABILITIES, RESERVES, AND SURPLUS	
SCHOOL, COUNTY, SPECIAL DISTRICT TAXES	2,920,701.99	Total 2190	93,045,340.00	Cash Liabilities	178,899.96
RESERVE FOR UNCOLLECTED TAXES	120,565.45	Land Area 1.50 Sq. Miles		Reserves for Receivables	178,696.66
EXPENDITURES TOTAL	4,660,762.95	Net Valuation Taxable-Municipal	93,707,498.00	Surplus Dec. 31, 1975	412,576.41
		Net Valuation Taxable-County	123,542,832.00	Total	770,173.03
		State Equalized Valuation	130,054,300.00		
		State Equalization Ratio	71.91		

2114

Population 1970 1,235
Population 1975 1,280
S & P Rating
Moody Rating

General Tax Rate Per \$100. 4.59
State Equalized Tax Rate 2.73

LIBERTY TOWNSHIP — WARREN COUNTY

Form of Government:
Township Committee
Number of Members on Governing Body 3

PER CAPITA:
Gross Debt 585.94
Net Debt 123.56
Debt Service
Total Tax Levy 483.78
Municipal Expenditures 168.03

PER CENT:
Gross Debt 3.80
Net Debt .80
Tax Levy Collected 87.81
Tax Levy Cancelled, Abated or Adjusted .76

EXPENDITURES		REVENUES-REALIZED		1975 PROPERTY TAX	
GENERAL GOVERNMENT				STATE EQUALIZED TAX RATE	
Governing Body & Public Boards		1975 Property Taxes Collected	544,994.07	Local District School Taxes	1.99
Municipal Clerk		1975 Payments in Lieu of Taxes		Regional & Consolidated School Tax	
Financial Administration	3,626.58	Delinquent Tax & Lien Collections	43,272.30	School Taxes in Municipal Budget	
Assessment of Taxes	3,950.00	Business Personalty Replacement Taxes	5,329.09	County Taxes	.51
Collection of Taxes	4,800.00	Taxes from Public Utilities	36,460.38	County Library Taxes	.02
Planning, Housing & Development	2,050.00	Other Miscellaneous Tax Revenues		Local Municipal Purpose Taxes	.17
Human Resources		State Aid Revenues	3,681.50	Veteran & Senior Citizen Taxes	.04
Elections		Federal Aid Revenues		Total Taxes for Rate Computation	2.73
General Administration (other)	16,000.00	State and Local Fiscal Assistance Act Utilized	22,024.58	Special District Taxes	
JUDICIARY		Sale of Acquired Property		Bank Stock Taxes	
Municipal Courts		Other Miscellaneous Revenues	24,803.75	Added and Omitted Taxes	11,647.06
PUBLIC SAFETY		Total	680,565.67	Total Taxes Levied - ABSTRACT	619,244.48
Fire Protection	3,600.00	Prior Years Surplus Appropriated	75,000.00	Total Taxes Billed	620,644.56
Police Protection	3,100.00	REVENUES TOTAL	755,565.67	1975 TAXES COLLECTED	544,994.07
Civil Defense & Disaster Control	100.00	Reserve For Uncollected Taxes	85,405.68	1975 Taxes Cancelled, Abated or Adjusted	4,706.45
Environmental Inspection & Control	1,100.00			Transfer to Tax Title Liens or Foreclosed	5,895.77
Other Public Safety				Balance Outstanding Dec. 31, 1975	65,048.27
PUBLIC WORKS		CAPITAL OUTLAY TOTAL		PRIOR YEARS TAXES OUTSTANDING	
Streets and Drainage	80,908.00	Public Enterprises		Balance January 1, 1975	45,917.95
Sewers and Sewage Processing		Recreation—Culture		Collected in 1975	43,088.59
Garbage and Trash Disposal	1,200.00	Public Works		Cancelled, Abated or Adjusted 1975	272.99
Public Buildings and Grounds		Buildings and Grounds		Transfers to Tax Title Liens or Foreclosed	2,556.37
Other Public Works		Library and Education		Balance December 31, 1975	
HEALTH and WELFARE		Conservation		TAX TITLE LIENS OUTSTANDING	
Health Services Except Environmental		All Other		Balance January 1, 1975	12,300.83
Welfare-Public Assistance	100.00			Transfer From Taxes	8,783.55
Hospitals, Clinics, First Aid	1,075.00	CAPITAL DEBT AUTHORIZED, DECEMBER 31, 1975		Redeemed in 1975	183.71
Animal, Insect, & Rodent Control	150.00	ISSUED AND UNISSUED GROSS DEBT		Cancelled, Abated or Adjusted (1975)	
Other Welfare Services		School	750,000	Transfers to Foreclosed Property	
RECREATION and CONSERVATION		Self-Liquidating		Balance December 31, 1975	20,900.67
Beaches and Boardwalks		Other		PROPERTY ACQUIRED BY DEED OR	
Parks, Playgrounds, Shade Trees		Total	750,000	FORECLOSURE	
Land Reclamation & Conservation		ISSUED AND OUTSTANDING		Balance January 1, 1975	
Other Recreational Services	600.00	School		Transfers From Taxes or Liens	
EDUCATION (excluding schools)		Self-Liquidating		Sale for Cash (1975)	
Libraries		Other		Cancelled, Abated or Adjusted (1975)	
Other Educational Services		Total		Balance December 31, 1975	
STATUTORY EXPENDITURES		EQUALIZED VALUATION BASIS		CURRENT FINANCES DECEMBER 31, 1975	
Pensions & F. I. C. A.	5,600.00	FOR NET DEBT COMPUTATION	19,727,945.67	ASSETS	
Employee Fringe Benefits		REAL PROPERTY VALUATIONS		Cash Dec. 31, 1975	402,608.82
Other Statutory Expenditures		Code Class # of Parcels % VAL'N		Taxes Receivable	65,048.27
CETA And Other Public Employment Programs		1 Vacant Land 274 11.35	1,523,995.00	Tax Title Liens	20,900.67
MUNICIPAL FUNCTIONS TOTAL	127,959.58	2 Residential 553 70.87	9,513,781.00	Foreclosed Property	
CAPITAL IMPROVEMENTS *MEMO*		3 Farm 181 12.90	1,732,229.00	Emergencies & Other Deferred Charges	19,000.00
DEBT SERVICE		4a Commercial 22 4.87	654,061.00	State and Federal Aid Receivable	29,687.22
Principal Payments		4b Industrial		Other Receivables	305.66
Interest Payments		4c Apartments		Total	537,550.64
DEFERRED CHARGES	1,707.06	Total 1030	13,424,066.00	LIABILITIES, RESERVES, AND SURPLUS	
SCHOOL, COUNTY, SPECIAL DISTRICT TAXES	569,007.60	Land Area 12.25 Sq. Miles		Cash Liabilities	280,374.57
RESERVE FOR UNCOLLECTED TAXES	85,405.68	Net Valuation Taxable-Municipal	13,439,043.00	Reserves for Receivables	86,254.60
EXPENDITURES TOTAL	784,075.92	Net Valuation Taxable-County	19,692,125.00	Surplus Dec. 31, 1975	170,921.47
		State Equalized Valuation	22,516,078.00	Total	537,550.64
		State Equalization Ratio	59.66		

1416

Population 1970 **9,070**
 Population 1975 **9,480**
 S & P Rating **88B**
 Moody Rating **BAA**

General Tax Rate Per \$100. **3.99**
 State Equalized Tax Rate **3.19**

LINCOLN PARK BOROUGH — MORRIS COUNTY

Form of Government:

Mayor-Council Plan F (OMCL50)

Number of Members on Governing Body 7

PER CAPITA:

Gross Debt **250.53**
 Net Debt **45.88**
 Debt Service **6.95**
 Total Tax Levy **427.68**
 Municipal Expenditures **208.11**

PER CENT:

Gross Debt **2.13**
 Net Debt **.39**
 Tax Levy Collected **93.42**
 Tax Levy Cancelled, Abated or Adjusted **.05**

EXPENDITURES		REVENUES-REALIZED		1975 PROPERTY TAX	
GENERAL GOVERNMENT				STATE EQUALIZED TAX RATE 3.19	
Governing Body & Public Boards		1975 Property Taxes Collected	3,795,375.90	Local District School Taxes 2.01	2,567,096.50
Municipal Clerk		1975 Payments in Lieu of Taxes		Regional & Consolidated School Tax	
Financial Administration	27,220.00	Delinquent Tax & Lien Collections	199,272.77	School Taxes in Municipal Budget	
Assessment of Taxes	13,430.00	Business Personalty Replacement Taxes	58,914.27	County Taxes	.39
Collection of Taxes	21,019.00	Taxes from Public Utilities	154,239.86	County Library Taxes	
Planning, Housing & Development	30,926.00	Other Miscellaneous Tax Revenues		Local Municipal Purpose Taxes	.76
Human Resources	5,633.00	State Aid Revenues	111,449.32	Veteran & Senior Citizen Taxes	.03
Elections		Federal Aid Revenues	21,231.49	Total Taxes for Rate Computation	3.19
General Administration (other)	163,283.00	State and Local Fiscal Assistance Act Utilized	129,535.99	Special District Taxes	
JUDICIARY		Sale of Acquired Property		Bank Stock Taxes	2,903.20
Municipal Courts	10,447.00	Other Miscellaneous Revenues	151,619.18	Added and Omitted Taxes	21,540.73
PUBLIC SAFETY		Total	4,621,638.78	Total Taxes Levied - ABSTRACT	4,054,426.27
Fire Protection	40,676.00	Prior Years Surplus Appropriated	260,000.00	Total Taxes Billed	4,062,674.28
Police Protection	319,766.70	REVENUES TOTAL	4,881,638.78	1975 TAXES COLLECTED	3,795,375.90
Civil Defense & Disaster Control	4,741.00	Reserve For Uncollected Taxes	385,385.41	1975 Taxes Cancelled, Abated or Adjusted	1,949.45
Environmental Inspection & Control	9,725.00			Transfer to Tax Title Liens or Foreclosed	138,086.31
Other Public Safety				Balance Outstanding Dec. 31, 1975	127,262.62
PUBLIC WORKS		CAPITAL OUTLAY TOTAL		PRIOR YEARS TAXES OUTSTANDING	
Streets and Drainage	285,620.98	Public Enterprises		Balance January 1, 1975	278,848.46
Sewers and Sewage Processing	106,144.50	Recreation—Culture		Collected in 1975	177,557.56
Garbage and Trash Disposal	129,700.00	Public Works		Cancelled, Abated or Adjusted 1975	
Public Buildings and Grounds	50,821.00	Buildings and Grounds		Transfers to Tax Title Liens or Foreclosed	100,971.31
Other Public Works		Library and Education		Balance December 31, 1975	319.59
HEALTH and WELFARE		Conservation		TAX TITLE LIENS OUTSTANDING	
Health Services Except Environmental	25,318.00	All Other		Balance January 1, 1975	189,790.26
Welfare-Public Assistance	925.00			Transfer From Taxes	248,886.65
Hospitals, Clinics, First Aid	3,000.00	CAPITAL DEBT AUTHORIZED, DECEMBER 31, 1975		Redeemed in 1975	21,715.21
Animal, Insect, & Rodent Control	2,800.00	ISSUED AND UNISSUED		Cancelled, Abated or Adjusted (1975)	
Other Welfare Services		School	993,000	Transfers to Foreclosed Property	
RECREATION and CONSERVATION		Self-liquidating	998,000	Balance December 31, 1975	416,961.70
Beaches and Boardwalks		Other	384,000	PROPERTY ACQUIRED BY DEED OR	
Parks, Playgrounds, Shade Trees	48,217.00	Total	2,375,000	FORECLOSURE	
Land Reclamation & Conservation	150.00			Balance January 1, 1975	30,490.00
Other Recreational Services	2,000.00	ISSUED AND OUTSTANDING		Transfers From Taxes or Liens	
EDUCATION (excluding schools)		School	993,000.00	Sale for Cash (1975)	
Libraries	72,500.00	Self-liquidating	994,000.00	Cancelled, Abated or Adjusted (1975)	
Other Educational Services	1,872.00	Other	367,000.00	Balance December 31, 1975	30,490.00
STATUTORY EXPENDITURES		Total	2,354,000.00	CURRENT FINANCES DECEMBER 31, 1975	
Pensions & F. I. C. A.	76,000.00	EQUALIZED VALUATION BASIS		ASSETS	
Employee Fringe Benefits	22,500.00	FOR NET DEBT COMPUTATION	111,626,636.33	Cash Dec. 31, 1975	620,731.79
Other Statutory Expenditures		REAL PROPERTY VALUATIONS		Taxes Receivable	127,582.21
CETA And Other Public Employment Programs	27,591.00	Code Class # of Parcels % VAL'N		Tax Title Liens	416,961.70
MUNICIPAL FUNCTIONS TOTAL	1,502,026.18	1 Vacant Land 569 10.63	10,821,996.00	Foreclosed Property	30,490.00
CAPITAL IMPROVEMENTS *MEMO*		2 Residential 2035 65.84	67,051,050.00	Emergencies & Other Deferred Charges	206,140.50
DEBT SERVICE		3 Farm 40 .53	538,800.00	State and Federal Aid Receivable	21,677.50
Principal Payments	43,736.45	4a Commercial 62 11.27	11,472,000.00	Other Receivables	21,797.30
Interest Payments	22,164.00	4b Industrial 15 4.53	4,615,500.00	Total	1,445,381.00
		4c Apartments 3 7.20	7,335,700.00	LIABILITIES, RESERVES, AND SURPLUS	
		Total 2724	101,835,046.00	Cash Liabilities	383,466.72
DEFERRED CHARGES	19,572.00	Land Area 6.66 Sq. Miles		Reserves for Receivables	596,831.21
SCHOOL, COUNTY, SPECIAL DISTRICT TAXES	3,061,060.66	Net Valuation Taxable-Municipal	102,249,478.00	Surplus Dec. 31, 1975	465,083.07
RESERVE FOR UNCOLLECTED TAXES	385,385.41	Net Valuation Taxable-County	120,748,666.00	Total	1,445,381.00
EXPENDITURES TOTAL	5,033,944.70	State Equalized Valuation	127,615,074.00		
		State Equalization Ratio	80.06		

2009

Population 1970 **41,475**
 Population 1975 **42,150**
 S & P Rating **AA**
 Moody Rating **AA**

General Tax Rate Per \$100. **1.90**
 State Equalized Tax Rate **1.97**

LINDEN CITY — UNION COUNTY

Form of Government:

City Charter Act (P.L. 1897 c.30)

Number of Members on Governing Body 11

PER CAPITA:

Gross Debt **465.89**
 Net Debt **208.00**
 Debt Service **48.80**
 Total Tax Levy **456.86**
 Municipal Expenditures **349.93**

PER CENT:

Gross Debt **2.23**
 Net Debt **.99**
 Tax Levy Collected **98.84**
 Tax Levy Cancelled, Abated or Adjusted **.09**

EXPENDITURES		REVENUES-REALIZED		1975 PROPERTY TAX	
GENERAL GOVERNMENT				STATE EQUALIZED TAX RATE	
Governing Body & Public Boards	82,375.00	1975 Property Taxes Collected	19,063,646.50	Local District School Taxes	.98
Municipal Clerk	79,950.00	1975 Payments in Lieu of Taxes	154,527.57	Regional & Consolidated School Tax	
Financial Administration	112,875.00	Delinquent Tax & Lien Collections	2,274,505.73	School Taxes in Municipal Budget	.10
Assessment of Taxes	109,000.00	Business Personalty Replacement Taxes	7,913,236.64	County Taxes	.48
Collection of Taxes	83,775.00	Taxes from Public Utilities		County Library Taxes	
Planning, Housing & Development	28,414.00	Other Miscellaneous Tax Revenues	39,921.40	Local Municipal Purpose Taxes	.40
Human Resources	30,375.00	State Aid Revenues		Veteran & Senior Citizen Taxes	.03
Elections	5,925.00	Federal Aid Revenues	387,767.70	Total Taxes for Rate Computation	1.99
General Administration (other)	715,525.00	State and Local Fiscal Assistance Act Utilized		Special District Taxes	
JUDICIARY		Sale of Acquired Property	739,354.50	Bank Stock Taxes	
Municipal Courts	64,700.00	Other Miscellaneous Revenues	30,572,960.04	Added and Omitted Taxes	
PUBLIC SAFETY		Total	32,772,960.04	Total Taxes Levied - ABSTRACT	
Fire Protection	2,392,000.00	Prior Years Surplus Appropriated	2,200,000.00	Total Taxes Billed	
Police Protection	2,268,708.70	REVENUES	1,052,800.00	1975 TAXES COLLECTED	
Civil Defense & Disaster Control	15,925.00	Reserve For Uncollected Taxes	237,675.58	1975 Taxes Cancelled, Abated or Adjusted	
Environmental Inspection & Control	80,725.00	CAPITAL OUTLAY		Transfer to Tax Title Liens or Foreclosed	
Other Public Safety	21,075.00	Total		Balance Outstanding Dec. 31, 1975	
PUBLIC WORKS		Public Enterprises		PRIOR YEARS TAXES OUTSTANDING	
Streets and Drainage	1,279,475.00	Recreation—Culture	52,199.09	Balance January 1, 1975	186,212.79
Sewers and Sewage Processing	563,019.12	Public Works	185,476.49	Collected in 1975	142,505.67
Garbage and Trash Disposal	465,000.00	Buildings and Grounds		Cancelled, Abated or Adjusted 1975	410.64
Public Buildings and Grounds	408,375.00	Library and Education		Transfers to Tax Title Liens or Foreclosed	1,335.56
Other Public Works	1,000.00	Conservation		Balance December 31, 1975	41,960.92
HEALTH and WELFARE		All Other		TAX TITLE LIENS OUTSTANDING	
Health Services Except Environmental	192,125.00	CAPITAL DEBT AUTHORIZED, DECEMBER 31, 1975		Balance January 1, 1975	26,233.88
Welfare-Public Assistance	46,075.00	ISSUED AND UNISSUED		Transfer From Taxes	9,449.23
Hospitals, Clinics, First Aid		School	9,842,709	Redeemed in 1975	12,021.90
Animal, Insect, & Rodent Control	12,450.00	Self-liquidating		Cancelled, Abated or Adjusted (1975)	
Other Welfare Services		Other	9,794,447	Transfers to Foreclosed Property	
RECREATION and CONSERVATION		Total	19,637,156	Balance December 31, 1975	23,661.21
Beaches and Boardwalks	195,450.00	ISSUED AND OUTSTANDING		PROPERTY ACQUIRED BY DEED OR FORECLOSURE	
Parks, Playgrounds, Shade Trees	2,200.00	School	9,841,317.00	Balance January 1, 1975	124,822.50
Land Reclamation & Conservation	397,375.00	Self-Liquidating		Transfers From Taxes or Liens	
Other Recreational Services		Other	9,552,641.00	Sale for Cash (1975)	
EDUCATION (excluding schools)		Total	19,393,958.00	Cancelled, Abated or Adjusted (1975)	1,460.00
Libraries	450,860.00	EQUALIZED VALUATION BASIS		Balance December 31, 1975	123,362.50
Other Educational Services	2,150.00	FOR NET DEBT COMPUTATION	881,527,354.33	CURRENT FINANCES DECEMBER 31, 1975	
STATUTORY EXPENDITURES		REAL PROPERTY VALUATIONS		ASSETS	
Pensions & F. I. C. A.	1,043,500.00	Code Class # of Parcels % VAL'N		Cash Dec. 31, 1975	7,607,685.89
Employee Fringe Benefits	329,000.00	1 Vacant Land 845 1.12		Taxes Receivable	241,263.32
Other Statutory Expenditures		2 Residential 9232 33.80		Tax Title Liens	23,661.21
CETA And Other Public Employment Programs	29,410.94	3 Farm		Foreclosed Property	123,362.50
MUNICIPAL FUNCTIONS		4a Commercial 841 11.73		Emergencies & Other Deferred Charges	
CAPITAL IMPROVEMENTS *MEMO*	36,500.00	4b Industrial 233 51.46		State and Federal Aid Receivable	18,596.29
DEBT SERVICE		4c Apartments 75 1.89		Other Receivables	23,218.69
Principal Payments	1,230,000.00	Total 11226		Total	8,037,787.90
Interest Payments	827,000.00	Land Area 10.95 Sq. Miles		LIABILITIES, RESERVES, AND SURPLUS	
TYPE I SCHL DEBT *MEMO	937,000.00	Net Valuation Taxable-Municipal	1,019,358,200.00	Cash Liabilities	3,285,507.26
DEFERRED CHARGES	131,100.00	Net Valuation Taxable-County	996,750,412.00	Reserves for Receivables	411,505.72
SCHOOL, COUNTY, SPECIAL DISTRICT TAXES	15,169,495.47	State Equalized Valuation	981,986,735.00	Surplus Dec. 31, 1975	4,340,774.92
RESERVE FOR UNCOLLECTED TAXES	1,052,800.00	State Equalization Ratio	103.93	Total	8,037,787.90
EXPENDITURES	29,919,208.23				

1971/3000

* ABOVE DEBT SERVICE INCLUDES TYPE I SCHOOL DEBT

0422

Population 1970 12,375
 Population 1975 17,855
 S & P Rating
 Moody Rating

General Tax Rate Per \$100. 4.65
 State Equalized Tax Rate 2.83

LINDENWOLD BOROUGH — CAMDEN COUNTY
 Form of Government:
 Borough Council
 Number of Members on Governing Body 6

PER CAPITA:
 Gross Debt 187.54
 Net Debt 51.58
 Debt Service 2.72
 Total Tax Levy 240.74
 Municipal Expenditures 103.15
 PER CENT:
 Gross Debt 2.69
 Net Debt .74
 Tax Levy Collected 93.98
 Tax Levy Cancelled, Abated or Adjusted

EXPENDITURES		REVENUES-REALIZED		1975 PROPERTY TAX	
GENERAL GOVERNMENT				STATE EQUALIZED TAX RATE	
Governing Body & Public Boards				Local District School Taxes	.53 786,297.79
Municipal Clerk				Regional & Consolidated School Tax	.79 1,174,405.94
Financial Administration	30,600.00			School Taxes in Municipal Budget	
Assessment of Taxes	22,090.80			County Taxes	1.10 1,632,915.74
Collection of Taxes	25,385.00			County Library Taxes	.03 37,928.22
Planning, Housing & Development	6,165.53			Local Municipal Purpose Taxes	.33 494,454.28
Human Resources	6,844.00			Veteran & Senior Citizen Taxes	.04 59,710.00
Elections	2,451.00			Total Taxes for Rate Computation	2.82 4,185,711.97
General Administration (other)	196,210.00			Special District Taxes	
JUDICIARY				Bank Stock Taxes	2,045.72
Municipal Courts	39,100.00			Added and Omitted Taxes	170,406.08
PUBLIC SAFETY				Total Taxes Levied - ABSTRACT	4,298,453.77
Fire Protection	39,690.90			Total Taxes Billed	4,298,453.77
Police Protection	486,940.44			1975 TAXES COLLECTED	4,039,712.57
Civil Defense & Disaster Control	100.00			1975 Taxes Cancelled, Abated or Adjusted	
Environmental Inspection & Control	16,849.96			Transfer to Tax Title Liens or Foreclosed	
Other Public Safety				Balance Outstanding Dec. 31, 1975	258,741.20
PUBLIC WORKS				PRIOR YEARS TAXES OUTSTANDING	
Streets and Drainage	273,813.00			Balance January 1, 1975	243,314.45
Sewers and Sewage Processing				Collected in 1975	213,468.30
Garbage and Trash Disposal	32,954.67			Cancelled, Abated or Adjusted 1975	
Public Buildings and Grounds	27,750.00			Transfers to Tax Title Liens or Foreclosed	
Other Public Works				Balance December 31, 1975	29,846.15
HEALTH and WELFARE				TAX TITLE LIENS OUTSTANDING	
Health Services Except Environmental	12,135.00			Balance January 1, 1975	39,864.49
Welfare-Public Assistance	18,705.00			Transfer From Taxes	
Hospitals, Clinics, First Aid				Redeemed in 1975	21,158.49
Animal, Insect, & Rodent Control				Cancelled, Abated or Adjusted (1975)	
Other Welfare Services				Transfers to Foreclosed Property	
RECREATION and CONSERVATION				Balance December 31, 1975	18,706.00
Beaches and Boardwalks				PROPERTY ACQUIRED BY DEED OR	
Parks, Playgrounds, Shade Trees	51,490.00			FORECLOSURE	
Land Reclamation & Conservation				Balance January 1, 1975	70,691.50
Other Recreational Services	7,800.00			Transfers From Taxes or Liens	
EDUCATION (excluding schools)				Sale for Cash (1975)	5,001.00
Libraries	9,159.28			Cancelled, Abated or Adjusted (1975)	
Other Educational Services	1.00			Balance December 31, 1975	65,690.50
STATUTORY EXPENDITURES				CURRENT FINANCES DECEMBER 31, 1975	
Pensions & F. I. C. A.	71,700.00			ASSETS	
Employee Fringe Benefits				Cash Dec. 31, 1975	492,282.45
Other Statutory Expenditures				Taxes Receivable	288,587.35
CETA And Other Public Employment Programs	121,563.05			Tax Title Liens	18,706.00
MUNICIPAL FUNCTIONS TOTAL	1,499,498.63			Foreclosed Property	65,690.50
CAPITAL IMPROVEMENTS *MEMO*	20,000.00			Emergencies & Other Deferred Charges	125,332.05
DEBT SERVICE				State and Federal Aid Receivable	13,971.00
Principal Payments	30,000.00			Other Receivables	88,414.05
Interest Payments	18,652.40			Total	1,092,983.40
DEFERRED CHARGES	7,824.79			LIABILITIES, RESERVES, AND SURPLUS	
SCHOOL, COUNTY, SPECIAL DISTRICT TAXES	3,631,547.69			Cash Liabilities	248,993.56
RESERVE FOR UNCOLLECTED TAXES	285,809.71			Reserves for Receivables	461,397.90
EXPENDITURES TOTAL	5,473,333.22			Surplus Dec. 31, 1975	382,591.94
				Total	1,092,983.40

0114

Population 1970 6,160
 Population 1975 6,430
 S & P Rating
 Moody Rating BAA

General Tax Rate Per \$100. 5.17
 State Equalized Tax Rate 3.71

LINWOOD CITY — ATLANTIC COUNTY

Form of Government:

City Charter Act (P.L. 1897, c.30)

Number of Members on Governing Body 7

PER CAPITA:

Gross Debt 862.31
 Net Debt 613.53
 Debt Service 26.08
 Total Tax Levy 439.09
 Municipal Expenditures 171.68

PER CENT:

Gross Debt 8.28
 Net Debt 5.89
 Tax Levy Collected 98.35
 Tax Levy Cancelled, Abated or Adjusted .09

EXPENDITURES		REVENUES-REALIZED		1975 PROPERTY TAX	
GENERAL GOVERNMENT				STATE EQUALIZED TAX RATE	
Governing Body & Public Boards		1975 Property Taxes Collected	2,779,074.15	Local District School Taxes	1.34
Municipal Clerk		1975 Payments in Lieu of Taxes		Regional & Consolidated School Tax	.74
Financial Administration	6,301.00	Delinquent Tax & Lien Collections	45,131.57	School Taxes in Municipal Budget	.17
Assessment of Taxes	27,125.00	Business Personality Replacement Taxes	21,618.33	County Taxes	.79
Collection of Taxes	22,625.00	Taxes from Public Utilities	139,936.60	County Library Taxes	.01
Planning, Housing & Development	4,250.00	Other Miscellaneous Tax Revenues		Local Municipal Purpose Taxes	.60
Human Resources	500.00	State Aid Revenues	28,285.50	Veteran & Senior Citizen Taxes	.06
Elections	1,250.00	Federal Aid Revenues	11,122.27	Total Taxes for Rate Computation	3.71
General Administration (other)	72,085.00	State and Local Fiscal Assistance Act Utilized	41,848.62	Special District Taxes	
JUDICIARY		Sale of Acquired Property		Bank Stock Taxes	12,657.81
Municipal Courts	7,850.00	Other Miscellaneous Revenues	63,869.69	Added and Omitted Taxes	33,476.23
PUBLIC SAFETY		Total	3,130,886.73	Total Taxes Levied - ABSTRACT	2,823,340.10
Fire Protection	105,225.00	Prior Years Surplus Appropriated	200,000.00	Total Taxes Billed	2,825,603.35
Police Protection	236,600.00	REVENUES TOTAL	3,330,886.73	1975 TAXES COLLECTED	2,779,074.15
Civil Defense & Disaster Control	2,460.00	Reserve For Uncollected Taxes	114,917.95	1975 Taxes Cancelled, Abated or Adjusted	2,592.79
Environmental Inspection & Control	3,840.00			Transfer to Tax Title Liens or Foreclosed	2,540.17
Other Public Safety		CAPITAL OUTLAY TOTAL	650,671.87	Balance Outstanding Dec. 31, 1975	41,396.24
PUBLIC WORKS				PRIOR YEARS TAXES OUTSTANDING	
Streets and Drainage	102,330.00	Public Enterprises		Balance January 1, 1975	47,988.69
Sewers and Sewage Processing	1,500.00	Recreation—Culture		Collected in 1975	45,131.57
Garbage and Trash Disposal	65,180.00	Public Works	650,671.87	Cancelled, Abated or Adjusted 1975	1,845.88
Public Buildings and Grounds	27,701.00	Buildings and Grounds		Transfers to Tax Title Liens or Foreclosed	1,011.24
Other Public Works		Library and Education		Balance December 31, 1975	
HEALTH and WELFARE		Conservation		TAX TITLE LIENS OUTSTANDING	
Health Services Except Environmental	675.00	All Other		Balance January 1, 1975	6,338.49
Welfare-Public Assistance	1,470.00			Transfer From Taxes	3,736.65
Hospitals, Clinics, First Aid	2,000.00	CAPITAL DEBT AUTHORIZED, DECEMBER 31, 1975		Redeemed in 1975	
Animal, Insect, & Rodent Control		ISSUED AND UNISSUED GROSS DEBT		Cancelled, Abated or Adjusted (1975)	
Other Welfare Services		School	1,599,682	Transfers to Foreclosed Property	
RECREATION and CONSERVATION		Self-liquidating		Balance December 31, 1975	10,075.14
Beaches and Boardwalks		Other	3,945,000	PROPERTY ACQUIRED BY DEED OR FORECLOSURE	
Parks, Playgrounds, Shade Trees	19,835.00	Total	5,544,682	Balance January 1, 1975	14,254.00
Land Reclamation & Conservation				Transfers From Taxes or Liens	
Other Recreational Services	1,300.00	ISSUED AND OUTSTANDING		Sale for Cash (1975)	
EDUCATION (excluding schools)		School	1,599,682.00	Cancelled, Abated or Adjusted (1975)	
Libraries	13,947.00	Self-liquidating		Balance December 31, 1975	14,254.00
Other Educational Services		Other	3,345,000.00	CURRENT FINANCES DECEMBER 31, 1975	
STATUTORY EXPENDITURES		Total	4,944,682.00	ASSETS	
Pensions & F. I. C. A.	51,148.00	EQUALIZED VALUATION BASIS		Cash Dec. 31, 1975	333,966.44
Employee Fringe Benefits	13,600.00	FOR NET DEBT COMPUTATION	66,982,062.00	Taxes Receivable	41,396.24
Other Statutory Expenditures		REAL PROPERTY VALUATIONS		Tax Title Liens	10,075.14
CETA And Other Public Employment Programs	26,464.00	Code Class # of Parcels % VAL'N		Foreclosed Property	14,254.00
MUNICIPAL FUNCTIONS TOTAL	817,261.00	1 Vacant Land 390 2.87	1,550,300.00	Emergencies & Other Deferred Charges	
CAPITAL IMPROVEMENTS *MEMO*	10,000.00	2 Residential 1842 79.63	43,084,200.00	State and Federal Aid Receivable	29,927.00
DEBT SERVICE		3 Farm 5 .27	150,300.00	Other Receivables	317,101.95
Principal Payments	95,300.00	4a Commercial 56 17.18	9,292,800.00	Total	746,720.77
Interest Payments	72,413.75	4b Industrial		LIABILITIES, RESERVES, AND SURPLUS	
TYPE I SCHL DEBT *MEMO*	156,532.50	4c Apartments 1 .05	25,100.00	Cash Liabilities	148,687.88
DEFERRED CHARGES	4,018.48	Total 2294	54,102,700.00	Reserves for Receivables	382,827.33
SCHOOL, COUNTY, SPECIAL DISTRICT TAXES	2,320,347.54	Land Area 3.80 Sq. Miles		Surplus Dec. 31, 1975	215,205.56
RESERVE FOR UNCOLLECTED TAXES	114,917.95	Net Valuation Taxable-Municipal	54,651,240.00	Total	746,720.77
EXPENDITURES TOTAL	3,424,258.72	Net Valuation Taxable-County	70,415,528.00		
		State Equalized Valuation	75,869,057.00		
		State Equalization Ratio	71.83		

1516

Population 1970 **3,000**
 Population 1975 **4,750**
 S & P Rating
 Moody Rating

General Tax Rate Per \$100. **2.77**
 State Equalized Tax Rate **2.28**

LITTLE EGG HARBOR TOWNSHIP — OCEAN CO.

Form of Government:

Township Committee

Number of Members on Governing Body 3

PER CAPITA:

Gross Debt **250.80**
 Net Debt **24.95**
 Debt Service
 Total Tax Levy **664.97**
 Municipal Expenditures **270.84**

PER CENT:

Gross Debt **1.09**
 Net Debt **.11**
 Tax Levy Collected **87.12**
 Tax Levy Cancelled, Abated
 or Adjusted **.03**

EXPENDITURES		REVENUES-REALIZED		1975 PROPERTY TAX	
GENERAL GOVERNMENT				STATE EQUALIZED TAX RATE 1.35	
Governing Body & Public Boards		1975 Property Taxes Collected	2,751,676.03	Local District School Taxes	1,870,963.00
Municipal Clerk		1975 Payments in Lieu of Taxes		Regional & Consolidated School Tax	
Financial Administration	16,800.00	Delinquent Tax & Lien Collections	225,900.27	School Taxes in Municipal Budget	
Assessment of Taxes	29,500.00	Business Personalty Replacement Taxes	17,531.61	County Taxes	.40 553,015.62
Collection of Taxes	27,600.00	Taxes from Public Utilities	253,066.30	County Library Taxes	.02 27,125.40
Planning, Housing & Development	6,400.00	Other Miscellaneous Tax Revenues		Local Municipal Purpose Taxes	.47 645,918.92
Human Resources		State Aid Revenues	2,407.50	Veteran & Senior Citizen Taxes	.04 61,175.00
Elections		Federal Aid Revenues		Total Taxes for Rate Computation	2.28 3,158,197.94
General Administration (other)	121,695.00	State and Local Fiscal Assistance Act Utilized	56,503.00	Special District Taxes	
JUDICIARY		Sale of Acquired Property		Bank Stock Taxes	881.08
Municipal Courts	15,862.17	Other Miscellaneous Revenues	80,008.45	Added and Omitted Taxes	60,691.71
PUBLIC SAFETY		Total	3,387,093.16	Total Taxes Levied - ABSTRACT	3,158,595.73
Fire Protection	41,000.00	Prior Years Surplus Appropriated	70,000.00	Total Taxes Billed	3,158,595.73
Police Protection	183,105.00	REVENUES TOTAL	3,457,093.16	1975 TAXES COLLECTED	2,751,676.03
Civil Defense & Disaster Control	1,000.00	Reserve For Uncollected Taxes	439,150.09	1975 Taxes Cancelled, Abated or Adjusted	800.00
Environmental Inspection & Control	17,675.00	CAPITAL OUTLAY TOTAL	274,699.52	Transfer to Tax Title Liens or Foreclosed	
Other Public Safety		Public Enterprises		Balance Outstanding Dec. 31, 1975	406,119.70
PUBLIC WORKS		Recreation—Culture		PRIOR YEARS TAXES OUTSTANDING	
Streets and Drainage	113,100.00	Public Works		Balance January 1, 1975	386,544.78
Sewers and Sewage Processing	131,300.00	Buildings and Grounds	274,699.52	Collected in 1975	224,815.41
Garbage and Trash Disposal	17,800.00	Library and Education		Cancelled, Abated or Adjusted 1975	
Public Buildings and Grounds		Conservation		Transfers to Tax Title Liens or Foreclosed	
Other Public Works		All Other		Balance December 31, 1975	161,729.37
HEALTH and WELFARE		CAPITAL DEBT AUTHORIZED, DECEMBER 31, 1975		TAX TITLE LIENS OUTSTANDING	
Health Services Except Environmental	5,900.00	ISSUED AND UNISSUED		Balance January 1, 1975	89,949.04
Welfare-Public Assistance	1,152.83	School	1,072,800	Transfer From Taxes	
Hospitals, Clinics, First Aid	1,500.00	Self-liquidating	118,497	Redeemed in 1975	1,084.86
Animal, Insect, & Rodent Control	2,900.00	Other	118,497	Cancelled, Abated or Adjusted (1975)	
Other Welfare Services		Total	1,191,297	Transfers to Foreclosed Property	
RECREATION and CONSERVATION		ISSUED AND OUTSTANDING		Balance December 31, 1975	88,864.18
Beaches and Boardwalks	1,500.00	School	510,000.00	PROPERTY ACQUIRED BY DEED OR	
Parks, Playgrounds, Shade Trees	350.00	Self-Liquidating		FORECLOSURE	
Land Reclamation & Conservation	12,700.00	Other		Balance January 1, 1975	25,990.00
Other Recreational Services		Total	510,000.00	Transfers From Taxes or Liens	
EDUCATION (excluding schools)		EQUALIZED VALUATION BASIS		Sale for Cash (1975)	
Libraries	500.00	FOR NET DEBT COMPUTATION	109,055,497.00	Cancelled, Abated or Adjusted (1975)	
Other Educational Services		REAL PROPERTY VALUATIONS		Balance December 31, 1975	25,990.00
STATUTORY EXPENDITURES		Code Class # of Parcels % VAL'N		CURRENT FINANCES DECEMBER 31, 1975	
Pensions & F. I. C. A.	32,117.00	1 Vacant Land 2734 15.09	16,528,800.00	ASSETS	
Employee Fringe Benefits		2 Residential 4352 80.08	87,702,200.00	Cash Dec. 31, 1975	1,343,656.83
Other Statutory Expenditures		3 Farm		Taxes Receivable	567,849.07
CETA And Other Public Employment Programs		4a Commercial 66 4.82	5,276,000.00	Tax Title Liens	88,864.18
MUNICIPAL FUNCTIONS TOTAL	781,457.00	4b Industrial 1 .01	14,100.00	Foreclosed Property	25,990.00
CAPITAL IMPROVEMENTS *MEMO*		4c Apartments		Emergencies & Other Deferred Charges	55,900.00
DEBT SERVICE		Total 7153	109,521,100.00	State and Federal Aid Receivable	43,629.75
Principal Payments		Land Area 49.50 Sq. Miles		Other Receivables	82,960.73
Interest Payments		Net Valuation Taxable-Municipal	114,184,378.00	Total	2,208,850.56
DEFERRED CHARGES	65,903.00	Net Valuation Taxable-County	123,774,070.00	LIABILITIES, RESERVES, AND SURPLUS	
SCHOOL, COUNTY, SPECIAL DISTRICT TAXES	2,451,104.02	State Equalized Valuation	137,383,952.00	Cash Liabilities	1,173,504.75
RESERVE FOR UNCOLLECTED TAXES	439,150.09	State Equalization Ratio	82.52	Reserves for Receivables	765,663.98
EXPENDITURES TOTAL	3,737,614.11			Surplus Dec. 31, 1975	269,681.83
				Total	2,208,850.56

1605

Population 1970 11,735
 Population 1975 12,020
 S & P Rating
 Moody Rating A

General Tax Rate Per \$100. 3.44
 State Equalized Tax Rate 2.33

LITTLE FALLS TOWNSHIP — PASSAIC COUNTY

Form of Government:
 Township Committee
 Number of Members on Governing Body 5

PER CAPITA: 234.12
 Gross Debt 92.24
 Net Debt 8.62
 Debt Service 361.53
 Total Tax Levy 147.12
 Municipal Expenditures
 PER CENT:
 Gross Debt 1.62
 Net Debt .64
 Tax Levy Collected 97.96
 Tax Levy Cancelled, Abated or Adjusted .03

EXPENDITURES		REVENUES-REALIZED		1975 PROPERTY TAX	
GENERAL GOVERNMENT				STATE EQUALIZED TAX RATE	
Governing Body & Public Boards		1975 Property Taxes Collected	4,263,658.67	Local District School Taxes	.69 1,296,150.30
Municipal Clerk		1975 Payments in Lieu of Taxes		Regional & Consolidated School Tax	.69 1,280,262.77
Financial Administration	28,500.00	Delinquent Tax & Lien Collections	58,777.50	School Taxes in Municipal Budget	
Assessment of Taxes	25,350.00	Business Personality Replacement Taxes	186,858.82	County Taxes	.61 1,146,500.68
Collection of Taxes	21,810.00	Taxes from Public Utilities	390,816.49	County Library Taxes	
Planning, Housing & Development	10,750.00	Other Miscellaneous Tax Revenues		Local Municipal Purpose Taxes	.31 570,764.53
Human Resources	3,250.00	State Aid Revenues	3,172.50	Veteran & Senior Citizen Taxes	.04 70,400.00
Elections	2,197.00	Federal Aid Revenues	111,085.00	Total Taxes for Rate Computation	2.34 4,364,078.28
General Administration (other)	116,343.00	State and Local Fiscal Assistance Act Utilized	91,264.00	Special District Taxes	
JUDICIARY		Sale of Acquired Property		Bank Stock Taxes	9,383.20
Municipal Courts	15,535.00	Other Miscellaneous Revenues	147,142.82	Added and Omitted Taxes	42,581.74
PUBLIC SAFETY		Total	5,252,775.80	Total Taxes Levied - ABSTRACT	4,345,643.22
Fire Protection	108,375.00	Prior Years Surplus Appropriated	205,668.36	Total Taxes Billed	4,352,626.31
Police Protection	368,225.00	REVENUES TOTAL	5,458,444.16	1975 TAXES COLLECTED	4,263,658.67
Civil Defense & Disaster Control	3,300.00	Reserve For Uncollected Taxes	88,200.73	1975 Taxes Cancelled, Abated or Adjusted	1,146.48
Environmental Inspection & Control	5,800.00	CAPITAL OUTLAY TOTAL	151,338.13	Transfer to Tax Title Liens or Foreclosed	2,741.68
Other Public Safety				Balance Outstanding Dec. 31, 1975	85,079.48
PUBLIC WORKS				PRIOR YEARS TAXES OUTSTANDING	
Streets and Drainage	201,570.00	Public Enterprises		Balance January 1, 1975	147,288.88
Sewers and Sewage Processing	112,853.02	Recreation—Culture		Collected in 1975	53,831.71
Garbage and Trash Disposal	175,700.00	Public Works	121,830.87	Cancelled, Abated or Adjusted 1975	54,687.85
Public Buildings and Grounds	23,400.00	Buildings and Grounds	29,507.26	Transfers to Tax Title Liens or Foreclosed	567.30
Other Public Works		Library and Education		Balance December 31, 1975	38,202.02
HEALTH and WELFARE		Conservation		TAX TITLE LIENS OUTSTANDING	
Health Services Except Environmental	16,025.00	All Other		Balance January 1, 1975	20,472.62
Welfare-Public Assistance	2,000.00	CAPITAL DEBT AUTHORIZED, DECEMBER 31, 1975		Transfer From Taxes	3,389.90
Hospitals, Clinics, First Aid		ISSUED AND UNISSUED		Redeemed in 1975	4,945.79
Animal, Insect, & Rodent Control	4,646.98	School	1,705,463	Cancelled, Abated or Adjusted (1975)	
Other Welfare Services		Self-Liquidating		Transfers to Foreclosed Property	
RECREATION and CONSERVATION		Other	1,108,710	Balance December 31, 1975	18,916.73
Beaches and Boardwalks		Total	2,814,173	PROPERTY ACQUIRED BY DEED OR FORECLOSURE	
Parks, Playgrounds, Shade Trees	600.00	ISSUED AND OUTSTANDING		Balance January 1, 1975	12,880.00
Land Reclamation & Conservation	600.00	School	1,705,463.00	Transfers From Taxes or Liens	
Other Recreational Services	39,250.00	Self-Liquidating		Sale for Cash (1975)	
EDUCATION (excluding schools)		Other	1,003,900.00	Cancelled, Abated or Adjusted (1975)	
Libraries	67,000.00	Total	2,709,363.00	Balance December 31, 1975	12,880.00
Other Educational Services		EQUALIZED VALUATION BASIS		CURRENT FINANCES DECEMBER 31, 1975	
STATUTORY EXPENDITURES		FOR NET DEBT COMPUTATION	173,946,260.67	ASSETS	
Pensions & F. I. C. A.	70,179.51	REAL PROPERTY VALUATIONS		Cash Dec. 31, 1975	243,004.58
Employee Fringe Benefits	27,200.00	Code Class # of Parcels % VAL'N		Taxes Receivable	123,281.50
Other Statutory Expenditures		1 Vacant Land 313 3.94	4,898,800.00	Tax Title Liens	18,916.73
CETA And Other Public Employment Programs	112,207.00	2 Residential 2806 65.54	81,458,200.00	Foreclosed Property	12,880.00
MUNICIPAL FUNCTIONS TOTAL	1,562,666.51	3 Farm		Emergencies & Other Deferred Charges	11,594.00
CAPITAL IMPROVEMENTS *MEMO*	4,700.00	4a Commercial 141 8.79	10,922,300.00	State and Federal Aid Receivable	14,129.79
DEBT SERVICE		4b Industrial 55 9.93	12,340,200.00	Other Receivables	16,003.35
Principal Payments	43,000.00	4c Apartments 13 11.80	14,663,806.00	Total	439,809.95
Interest Payments	60,589.00	Total 3328	124,283,306.00	LIABILITIES, RESERVES, AND SURPLUS	
DEFERRED CHARGES	13,971.49	Land Area 2.80 Sq. Miles		Cash Liabilities	192,485.72
SCHOOL, COUNTY, SPECIAL DISTRICT TAXES	3,722,913.75	Net Valuation Taxable-Municipal	127,078,819.00	Reserves for Receivables	171,081.58
RESERVE FOR UNCOLLECTED TAXES	88,200.73	Net Valuation Taxable-County	187,477,057.00	Surplus Dec. 31, 1975	76,242.65
EXPENDITURES TOTAL	5,491,341.48	State Equalized Valuation	185,571,261.00	Total	439,809.95
		State Equalization Ratio	68.00		

0230

Population 1970 **9,090**
 Population 1975 **9,650**
 S & P Rating
 Moody Rating **BAA**

General Tax Rate Per \$100. **2.45**
 State Equalized Tax Rate **2.33**

LITTLE FERRY BOROUGH — BERGEN COUNTY

Form of Government:

Borough Council

Number of Members on Governing Body 6

PER CAPITA:

Gross Debt **200.49**
 Net Debt **135.83**
 Debt Service **9.62**
 Total Tax Levy **363.86**
 Municipal Expenditures **173.31**

PER CENT:

Gross Debt **1.46**
 Net Debt **.99**
 Tax Levy Collected **97.24**
 Tax Levy Cancelled, Abated or Adjusted **.25**

EXPENDITURES		REVENUES-REALIZED		1975 PROPERTY TAX	
GENERAL GOVERNMENT				STATE EQUALIZED TAX RATE 1.32	
Governing Body & Public Boards		1975 Property Taxes Collected	3,419,277.17	Local District School Taxes	1,947,680.00
Municipal Clerk		1975 Payments in Lieu of Taxes		Regional & Consolidated School Tax	
Financial Administration	7,700.00	Delinquent Tax & Lien Collections	81,884.03	School Taxes in Municipal Budget	
Assessment of Taxes	20,700.00	Business Personalty Replacement Taxes	76,779.74	County Taxes	552,054.97
Collection of Taxes	29,210.57	Taxes from Public Utilities	224,585.69	County Library Taxes	
Planning, Housing & Development	7,225.00	Other Miscellaneous Tax Revenues	21,181.00	Local Municipal Purpose Taxes	883,392.71
Human Resources	2,250.00	State Aid Revenues	9,965.00	Veteran & Senior Citizen Taxes	49,230.00
Elections	1,300.00	Federal Aid Revenues	17,802.90	Total Taxes for Rate Computation	3,432,357.68
General Administration (other)	147,302.00	State and Local Fiscal Assistance Act Utilized	89,413.58	Special District Taxes	
JUDICIARY		Sale of Acquired Property		Bank Stock Taxes	5,364.62
Municipal Courts	21,084.66	Other Miscellaneous Revenues	156,454.92	Added and Omitted Taxes	122,723.97
PUBLIC SAFETY		Total	4,097,344.03	Total Taxes Levied - ABSTRACT	3,511,216.27
Fire Protection	59,900.34	Prior Years Surplus Appropriated	168,000.00	Total Taxes Billed	3,516,391.76
Police Protection	453,684.21	REVENUES TOTAL	4,265,344.03	1975 TAXES COLLECTED	3,419,277.17
Civil Defense & Disaster Control	3,000.00	Reserve For Uncollected Taxes	100,099.45	1975 Taxes Cancelled, Abated or Adjusted	8,815.44
Environmental Inspection & Control	5,440.00	CAPITAL OUTLAY TOTAL	54,436.74	Transfer to Tax Title Liens or Foreclosed	5,429.75
Other Public Safety				Balance Outstanding Dec. 31, 1975	82,869.40
PUBLIC WORKS				PRIOR YEARS TAXES OUTSTANDING	
Streets and Drainage	179,961.55	Public Enterprises		Balance January 1, 1975	107,189.69
Sewers and Sewage Processing	179,777.60	Recreation—Culture		Collected in 1975	81,884.03
Gorbage and Trash Disposal	102,000.00	Public Works	53,209.81	Cancelled, Abated or Adjusted 1975	18,259.68
Public Buildings and Grounds	19,725.00	Buildings and Grounds	1,226.93	Transfers to Tax Title Liens or Foreclosed	7,045.20
Other Public Works		Library and Education		Balance December 31, 1975	.78
HEALTH and WELFARE		Conservation		TAX TITLE LIENS OUTSTANDING	
Health Services Except Environmental	9,900.00	All Other		Balance January 1, 1975	
Welfare-Public Assistance	4,550.00	CAPITAL DEBT AUTHORIZED, DECEMBER 31, 1975		Transfer From Taxes	12,862.95
Hospitals, Clinics, First Aid		ISSUED AND UNISSUED		Redeemed in 1975	
Animal, Insect, & Rodent Control		School	624,000	Cancelled, Abated or Adjusted (1975)	
Other Welfare Services		Self-liquidating		Transfers to Foreclosed Property	
RECREATION and CONSERVATION		Other	1,310,775	Balance December 31, 1975	12,862.95
Beaches and Boardwalks		Total	1,934,775	PROPERTY ACQUIRED BY DEED OR	
Parks, Playgrounds, Shade Trees	21,300.00	ISSUED AND OUTSTANDING		FORECLOSURE	
Land Reclamation & Conservation		School	624,000.00	Balance January 1, 1975	23,194.00
Other Recreational Services	1,800.00	Self-Liquidating		Transfers From Taxes or Liens	
EDUCATION (excluding schools)		Other	1,061,300.00	Sale for Cash (1975)	
Libraries	43,924.00	Total	1,685,300.00	Cancelled, Abated or Adjusted (1975)	
Other Educational Services		EQUALIZED VALUATION BASIS		Balance December 31, 1975	23,194.00
STATUTORY EXPENDITURES		FOR NET DEBT COMPUTATION	132,264,066.00	CURRENT FINANCES DECEMBER 31, 1975	
Pensions & F. I. C. A.	50,750.00	REAL PROPERTY VALUATIONS		ASSETS	
Employee Fringe Benefits	31,514.38	Code Class # of Parcels % VAL'N		Cash Dec. 31, 1975	563,115.65
Other Statutory Expenditures		1 Vacant Land 129 3.29	4,483,400.00	Taxes Receivable	82,870.18
CETA And Other Public Employment Programs	13,858.90	2 Residential 1786 57.50	78,396,500.00	Tax Title Liens	12,862.95
MUNICIPAL FUNCTIONS TOTAL	1,417,858.21	3 Farm		Foreclosed Property	23,194.00
CAPITAL IMPROVEMENTS * MEMO *	1,000.00	4a Commercial 116 13.34	18,187,300.00	Emergencies & Other Deferred Charges	34,590.17
DEBT SERVICE		4b Industrial 74 11.08	15,108,600.00	State and Federal Aid Receivable	551.50
Principal Payments	35,000.00	4c Apartments 21 14.79	20,160,800.00	Other Receivables	5,038.33
Interest Payments	57,821.75	Total 2126	136,336,600.00	Total	722,222.78
DEFERRED CHARGES	61,691.65	Land Area 1.50 Sq. Miles		LIABILITIES, RESERVES, AND SURPLUS	
SCHOOL, COUNTY, SPECIAL DISTRICT TAXES	2,499,734.97	Net Valuation Taxable-Municipal	140,284,000.00	Cash Liabilities	187,302.87
RESERVE FOR UNCOLLECTED TAXES	100,099.45	Net Valuation Taxable-County	142,048,582.00	Reserves for Receivables	123,965.46
EXPENDITURES TOTAL	4,172,206.03	State Equalized Valuation	147,067,912.00	Surplus Dec. 31, 1975	410,954.45
		State Equalization Ratio	95.26	Total	722,222.78

1323

Population 1970 6,015
 Population 1975 6,125
 S & P Rating
 Moody Rating

General Tax Rate Per \$100. 4.36
 State Equalized Tax Rate 3.34

LITTLE SILVER BOROUGH — MONMOUTH CO.

Form of Government:

Borough Council

Number of Members on Governing Body 6

PER CAPITA:

Gross Debt 785.18
 Net Debt 134.68
 Debt Service 2.77
 Total Tax Levy 557.76
 Municipal Expenditures 169.16

PER CENT:

Gross Debt 5.12
 Net Debt .88
 Tax Levy Collected 96.16
 Tax Levy Cancelled, Abated or Adjusted

EXPENDITURES		REVENUES-REALIZED		1975 PROPERTY TAX	
GENERAL GOVERNMENT				STATE EQUALIZED TAX RATE	
Governing Body & Public Boards		1975 Property Taxes Collected	3,285,103.68	Local District School Taxes 1.25	1,274,045.00
Municipal Clerk		1975 Payments in Lieu of Taxes		Regional & Consolidated School Tax .93	946,570.19
Financial Administration	7,652.00	Delinquent Tax & Lien Collections	152,659.09	School Taxes in Municipal Budget	
Assessment of Taxes	11,318.00	Business Personalty Replacement Taxes	37,693.52	County Taxes .60	611,664.32
Collection of Taxes	14,132.00	Taxes from Public Utilities	149,074.35	County Library Taxes .02	21,661.28
Planning, Housing & Development	3,120.78	Other Miscellaneous Tax Revenues		Local Municipal Purpose Taxes .51	524,325.82
Human Resources	1,500.00	State Aid Revenues	1,846.50	Veteran & Senior Citizen Taxes .04	36,250.00
Elections	1,675.00	Federal Aid Revenues	7,185.58	Total Taxes for Rate Computation 3.35	3,414,516.61
General Administration (other)	83,780.00	State and Local Fiscal Assistance Act Utilized	28,017.00	Special District Taxes	
JUDICIARY		Sale of Acquired Property		Bank Stock Taxes	5,177.18
Municipal Courts	5,730.00	Other Miscellaneous Revenues	107,678.50	Added and Omitted Taxes	32,852.13
PUBLIC SAFETY		Total	3,769,258.22	Total Taxes Levied - ABSTRACT	3,416,295.92
Fire Protection	29,888.65	Prior Years Surplus Appropriated	114,600.00	Total Taxes Billed	3,416,295.92
Police Protection	287,377.57	REVENUES TOTAL	3,883,858.22	1975 TAXES COLLECTED	3,285,103.68
Civil Defense & Disaster Control	1,250.00	Reserve For Uncollected Taxes	162,284.00	1975 Taxes Cancelled, Abated or Adjusted	
Environmental Inspection & Control	4,135.00	CAPITAL OUTLAY TOTAL	71,854.16	Transfer to Tax Title Liens or Foreclosed	
Other Public Safety				Balance Outstanding Dec. 31, 1975	131,192.24
PUBLIC WORKS				PRIOR YEARS TAXES OUTSTANDING	
Streets and Drainage	146,173.00	Public Enterprises		Balance January 1, 1975	120,711.79
Sewers and Sewage Processing		Recreation—Culture		Collected in 1975	118,539.90
Garbage and Trash Disposal	81,184.00	Public Works	71,854.16	Cancelled, Abated or Adjusted 1975	
Public Buildings and Grounds	23,665.00	Buildings and Grounds		Transfers to Tax Title Liens or Foreclosed	
Other Public Works		Library and Education		Balance December 31, 1975	2,171.89
HEALTH and WELFARE		Conservation		TAX TITLE LIENS OUTSTANDING	
Health Services Except Environmental	9,435.00	All Other		Balance January 1, 1975	42,282.98
Welfare-Public Assistance	1,325.00	CAPITAL DEBT AUTHORIZED, DECEMBER 31, 1975		Transfer From Taxes	
Hospitals, Clinics, First Aid		ISSUED AND UNISSUED		Redeemed in 1975	34,119.19
Animal, Insect, & Rodent Control		School	3,984,288	Cancelled, Abated or Adjusted (1975)	
Other Welfare Services		Self-liquidating		Transfers to Foreclosed Property	
RECREATION and CONSERVATION		Other	824,918	Balance December 31, 1975	8,163.79
Beaches and Boardwalks		Total	4,809,206	PROPERTY ACQUIRED BY DEED OR FORECLOSURE	
Parks, Playgrounds, Shade Trees	17,035.00	ISSUED AND OUTSTANDING		Balance January 1, 1975	10,150.00
Land Reclamation & Conservation	1,000.00	School	3,984,288.00	Transfers From Taxes or Liens	
Other Recreational Services	1,000.00	Self-liquidating		Sale for Cash (1975)	
EDUCATION (excluding schools)		Other	150,000.00	Cancelled, Abated or Adjusted (1975)	
Libraries	22,486.00	Total	4,134,288.00	Balance December 31, 1975	10,150.00
Other Educational Services		EQUALIZED VALUATION BASIS		CURRENT FINANCES DECEMBER 31, 1975	
STATUTORY EXPENDITURES		FOR NET DEBT COMPUTATION	93,892,797.00	ASSETS	
Pensions & F. I. C. A.	44,190.35	REAL PROPERTY VALUATIONS		Cash Dec. 31, 1975	826,690.67
Employee Fringe Benefits	16,943.00	Code Class # of Parcels % VAL'N		Taxes Receivable	133,364.13
Other Statutory Expenditures		1 Vacant Land 199 3.01	2,338,800.00	Tax Title Liens	8,163.79
CETA And Other Public Employment Programs	10,560.00	2 Residential 1815 89.50	69,610,300.00	Foreclosed Property	10,150.00
MUNICIPAL FUNCTIONS TOTAL	826,555.35	3 Farm 10 .23	173,800.00	Emergencies & Other Deferred Charges	9,558.06
CAPITAL IMPROVEMENTS *MEMO*	2,000.00	4a Commercial 74 7.27	5,655,500.00	State and Federal Aid Receivable	43,815.19
DEBT SERVICE		4b Industrial		Other Receivables	559,954.35
Principal Payments	10,000.00	4c Apartments		Total	1,591,696.19
Interest Payments	6,974.25	Total 2098	77,778,400.00	LIABILITIES, RESERVES, AND SURPLUS	
DEFERRED CHARGES	30,263.40	Land Area 2.80 Sq. Miles		Cash Liabilities	734,640.82
SCHOOL, COUNTY, SPECIAL DISTRICT TAXES	2,853,940.79	Net Valuation Taxable-Municipal	78,341,789.00	Reserves for Receivables	711,632.27
RESERVE FOR UNCOLLECTED TAXES	162,284.00	Net Valuation Taxable-County	97,486,338.00	Surplus Dec. 31, 1975	145,423.10
EXPENDITURES TOTAL	3,890,017.79	State Equalized Valuation	102,022,736.00	Total	1,591,696.19
		State Equalization Ratio	76.66		

0710

Population 1970 **30,215**
 Population 1975 **30,830**
 S & P Rating **A**
 Moody Rating **A**

General Tax Rate Per \$100. **6.15**
 State Equalized Tax Rate **3.24**

LIVINGSTON TOWNSHIP — ESSEX COUNTY
Form of Government:
Council-Manager Plan E (OMCL50)
Number of Members on Governing Body 5

PER CAPITA:
 Gross Debt **282.01**
 Net Debt **189.06**
 Debt Service **4.55**
 Total Tax Levy **652.01**
 Municipal Expenditures **171.23**

PER CENT:
 Gross Debt **1.54**
 Net Debt **1.03**
 Tax Levy Collected **97.89**
 Tax Levy Cancelled, Abated or Adjusted **.07**

EXPENDITURES		REVENUES-REALIZED		1975 PROPERTY TAX	
GENERAL GOVERNMENT				STATE EQUALIZED TAX RATE 1.70	
Governing Body & Public Boards		1975 Property Taxes Collected	19,680,627.64	Local District School Taxes	10,596,219.00
Municipal Clerk		1975 Payments in Lieu of Taxes		Regional & Consolidated School Tax	
Financial Administration	52,305.00	Delinquent Tax & Lien Collections	417,847.18	School Taxes in Municipal Budget	
Assessment of Taxes	36,861.00	Business Personalty Replacement Taxes	243,876.84	County Taxes	1.25 7,794,895.37
Collection of Taxes	54,969.00	Taxes from Public Utilities	851,126.20	County Library Taxes	
Planning, Housing & Development	41,682.00	Other Miscellaneous Tax Revenues		Local Municipal Purpose Taxes	.26 1,596,878.53
Human Resources	30,500.00	State Aid Revenues	116,990.14	Veteran & Senior Citizen Taxes	.03 170,880.00
Elections	4,000.00	Federal Aid Revenues	14,220.67	Total Taxes for Rate Computation	3.24 20,158,872.90
General Administration (other)	354,903.00	State and Local Fiscal Assistance Act Utilized	474,688.48	Special District Taxes	
JUDICIARY		Sale of Acquired Property		Bank Stock Taxes	26,090.38
Municipal Courts	35,237.00	Other Miscellaneous Revenues	726,804.68	Added and Omitted Taxes	87,489.90
PUBLIC SAFETY		Total	22,526,181.83	Total Taxes Levied - ABSTRACT	20,101,573.18
Fire Protection	204,573.00	Prior Years Surplus Appropriated	1,340,000.00	Total Taxes Billed	20,104,566.89
Police Protection	1,017,919.00	REVENUES TOTAL	23,866,181.83	1975 TAXES COLLECTED	19,680,627.64
Civil Defense & Disaster Control	6,900.00	Reserve For Uncollected Taxes	865,033.60	1975 Taxes Cancelled, Abated or Adjusted	13,415.00
Environmental Inspection & Control	49,301.00	CAPITAL OUTLAY TOTAL	1,064,108.31	Transfer to Tax Title Liens or Foreclosed	83,621.55
Other Public Safety		Public Enterprises	2,170.00	Balance Outstanding Dec. 31, 1975	326,902.70
PUBLIC WORKS		Recreation—Culture		PRIOR YEARS TAXES OUTSTANDING	
Streets and Drainage	486,256.00	Public Works	1,061,938.31	Balance January 1, 1975	371,108.40
Sewers and Sewage Processing	303,287.00	Buildings and Grounds		Collected in 1975	339,166.96
Garbage and Trash Disposal	144,490.00	Library and Education		Cancelled, Abated or Adjusted 1975	115.76
Public Buildings and Grounds	274,688.48	Conservation		Transfers to Tax Title Liens or Foreclosed	31,529.11
Other Public Works		All Other		Balance December 31, 1975	296.57
HEALTH and WELFARE		CAPITAL DEBT AUTHORIZED, DECEMBER 31, 1975		TAX TITLE LIENS OUTSTANDING	
Health Services Except Environmental	102,455.00	ISSUED AND UNISSUED		Balance January 1, 1975	139,743.24
Welfare-Public Assistance	6,490.00	School	2,803,000	Transfer From Taxes	119,153.08
Hospitals, Clinics, First Aid		Self-liquidating	60,000	Redeemed in 1975	78,680.22
Animal, Insect, & Rodent Control		Other	5,831,219	Cancelled, Abated or Adjusted (1975)	
Other Welfare Services		Total	8,694,219	Transfers to Foreclosed Property	
RECREATION and CONSERVATION		ISSUED AND OUTSTANDING		Balance December 31, 1975	180,216.10
Beaches and Boardwalks		School	2,803,000.00	PROPERTY ACQUIRED BY DEED OR	
Parks, Playgrounds, Shade Trees	90,800.00	Self-Liquidating	60,000.00	FORECLOSURE	
Land Reclamation & Conservation	14,220.67	Other	481,000.00	Balance January 1, 1975	302,500.00
Other Recreational Services	339,416.00	Total	3,344,000.00	Transfers From Taxes or Liens	
EDUCATION (excluding schools)		EQUALIZED VALUATION BASIS		Sale for Cash (1975)	
Libraries	342,000.00	FOR NET DEBT COMPUTATION	566,105,288.00	Cancelled, Abated or Adjusted (1975)	
Other Educational Services		REAL PROPERTY VALUATIONS		Balance December 31, 1975	302,500.00
STATUTORY EXPENDITURES		Code Class # of Parcels % VAL'N		CURRENT FINANCES DECEMBER 31, 1975	
Pensions & F. I. C. A.	226,834.70	1 Vacant Land 548 4.83		ASSETS	
Employee Fringe Benefits	53,500.00	2 Residential 8253 74.95		Cash Dec. 31, 1975	3,221,493.34
Other Statutory Expenditures		3 Farm 4 .01		Taxes Receivable	327,199.27
CETA And Other Public Employment Programs		4a Commercial 182 14.58		Tax Title Liens	180,216.10
MUNICIPAL FUNCTIONS TOTAL	4,273,587.85	4b Industrial 61 5.63		Foreclosed Property	302,500.00
CAPITAL IMPROVEMENTS *MEMO*	98,200.00	4c Apartments		Emergencies & Other Deferred Charges	284,217.00
DEBT SERVICE		Total 9048		State and Federal Aid Receivable	249.55
Principal Payments	117,000.00	Land Area 14.00 Sq. Miles		Other Receivables	20,782.30
Interest Payments	23,261.50	Net Valuation Taxable-Municipal	327,825,700.00	Total	4,336,657.56
DEFERRED CHARGES		Net Valuation Taxable-County	591,800,217.00	LIABILITIES, RESERVES, AND SURPLUS	
SCHOOL, COUNTY, SPECIAL DISTRICT TAXES	18,391,114.37	State Equalized Valuation	618,358,387.00	Cash Liabilities	2,093,390.33
RESERVE FOR UNCOLLECTED TAXES	865,033.60	State Equalization Ratio	52.74	Reserves for Receivables	830,697.67
EXPENDITURES TOTAL	23,669,997.32			Surplus Dec. 31, 1975	1,412,569.56

1324

Population 1970
Population 1975
S & P Rating
Moody Rating

395
395

General Tax Rate Per \$100.
7.09
State Equalized Tax Rate
3.82

LOCH ARBOUR VILLAGE — MONMOUTH CO.

Form of Government:

Village Board of Trustees

Number of Members on Governing Body 5

PER CAPITA:

Gross Debt
Net Debt
Debt Service
Total Tax Levy
Municipal Expenditures

692.66
177.22
19.45
634.25
447.09

PER CENT:

Gross Debt
Net Debt
Tax Levy Collected
Tax Levy Cancelled, Abated
or Adjusted

5.12
1.31
92.50

EXPENDITURES		REVENUES-REALIZED		1975 PROPERTY TAX	
GENERAL GOVERNMENT				STATE EQUALIZED TAX RATE	
Governing Body & Public Boards				Local District School Taxes	1.99
Municipal Clerk				Regional & Consolidated School Tax	
Financial Administration	4,473.00	1975 Property Taxes Collected	231,751.11	School Taxes in Municipal Budget	
Assessment of Taxes	800.00	1975 Payments in Lieu of Taxes	15,272.08	County Taxes	.50
Collection of Taxes	1,798.00	Delinquent Tax & Lien Collections	3,050.44	County Library Taxes	.02
Planning, Housing & Development	2,404.00	Business Personality Replacement Taxes	9,173.14	Local Municipal Purpose Taxes	1.30
Human Resources		Taxes from Public Utilities		Veteran & Senior Citizen Taxes	.02
Elections		Other Miscellaneous Tax Revenues	1,638.50	Total Taxes for Rate Computation	3.83
General Administration (other)	28,656.00	State Aid Revenues	7,591.39	Special District Taxes	
JUDICIARY		Federal Aid Revenues	9,798.94	Bank Stock Taxes	
Municipal Courts	3,475.00	State and Local Fiscal Assistance Act Utilized		Added and Omitted Taxes	1,527.89
PUBLIC SAFETY		Sale of Acquired Property		Total Taxes Levied - ABSTRACT	250,529.77
Fire Protection	3,698.00	Other Miscellaneous Revenues	29,997.85	Total Taxes Billed	250,529.77
Police Protection	32,867.00	Total	308,273.45	1975 TAXES COLLECTED	231,751.11
Civil Defense & Disaster Control	50.00	Prior Years Surplus Appropriated	25,000.00	1975 Taxes Cancelled, Abated or Adjusted	
Environmental Inspection & Control	820.00	REVENUES TOTAL	333,273.45	Transfer to Tax Title Liens or Foreclosed	
Other Public Safety		Reserve For Uncollected Taxes	16,581.90	Balance Outstanding Dec. 31, 1975	18,778.66
PUBLIC WORKS		CAPITAL OUTLAY TOTAL		PRIOR YEARS TAXES OUTSTANDING	
Streets and Drainage	10,165.00	Public Enterprises		Balance January 1, 1975	15,272.08
Sewer and Sewage Processing	12,500.00	Recreation—Culture		Collected in 1975	15,272.08
Garbage and Trash Disposal	15,666.60	Public Works		Cancelled, Abated or Adjusted 1975	
Public Buildings and Grounds	700.00	Buildings and Grounds		Transfers to Tax Title Liens or Foreclosed	
Other Public Works	500.00	Library and Education		Balance December 31, 1975	
HEALTH and WELFARE		Conservation		TAX TITLE LIENS OUTSTANDING	
Health Services Except Environmental	847.00	All Other		Balance January 1, 1975	
Welfare-Public Assistance	1,000.00	CAPITAL DEBT AUTHORIZED, DECEMBER 31, 1975		Transfer From Taxes	
Hospitals, Clinics, First Aid	100.00	ISSUED AND UNISSUED		Redeemed in 1975	
Animal, Insect, & Rodent Control		School	203,602	Cancelled, Abated or Adjusted (1975)	
Other Welfare Services		Self-liquidating		Transfers to Foreclosed Property	
RECREATION and CONSERVATION		Other	70,000	Balance December 31, 1975	
Beaches and Boardwalks	14,200.00	Total	273,602	PROPERTY ACQUIRED BY DEED OR	
Parks, Playgrounds, Shade Trees				FORECLOSURE	
Land Reclamation & Conservation	1,050.00	ISSUED AND OUTSTANDING		Balance January 1, 1975	
Other Recreational Services		School	203,602.00	Transfers From Taxes or Liens	
EDUCATION (excluding schools)		Self-liquidating		Sale for Cash (1975)	
Libraries		Other	70,000.00	Cancelled, Abated or Adjusted (1975)	
Other Educational Services		Total	273,602.00	Balance December 31, 1975	
STATUTORY EXPENDITURES		EQUALIZED VALUATION BASIS		CURRENT FINANCES DECEMBER 31, 1975	
Pensions & F. I. C. A.	3,537.00	FOR NET DEBT COMPUTATION	5,345,004.67	ASSETS	
Employee Fringe Benefits		REAL PROPERTY VALUATIONS		Cash Dec. 31, 1975	138,401.36
Other Statutory Expenditures		Code Class # of Parcels % VAL'N		Taxes Receivable	18,778.66
CETA And Other Public Employment Programs	11,029.00	1 Vacant Land 8 3.56	124,400.00	Tax Title Liens	
MUNICIPAL FUNCTIONS TOTAL	150,335.60	2 Residential 115 84.61	2,953,950.00	Foreclosed Property	
CAPITAL IMPROVEMENTS *MEMO*		3 Farm		Emergencies & Other Deferred Charges	3,700.00
DEBT SERVICE		4a Commercial 6 10.86	379,100.00	State and Federal Aid Receivable	1,951.85
Principal Payments	5,000.00	4b Industrial		Other Receivables	816.36
Interest Payments	2,682.50	4c Apartments 1 .97	34,000.00	Total	163,648.23
DEFERRED CHARGES	2,000.00	Total 130	3,491,450.00	LIABILITIES, RESERVES, AND SURPLUS	
SCHOOL, COUNTY, SPECIAL DISTRICT TAXES	164,101.88	Land Area .10 Sq. Miles		Cash Liabilities	107,524.88
RESERVE FOR UNCOLLECTED TAXES	16,581.90	Net Valuation Taxable-Municipal	3,535,653.00	Reserves for Receivables	19,595.02
EXPENDITURES TOTAL	340,701.88	Net Valuation Taxable-County	5,195,771.00	Surplus Dec. 31, 1975	36,528.33
		State Equalized Valuation	6,515,843.00	Total	163,648.23
		State Equalization Ratio	53.95		

0231

Population 1970 **25,285**
 Population 1975 **26,180**
 S & P Rating **A**
 Moody Rating **A**

General Tax Rate Per \$100. **4.35**
 State Equalized Tax Rate **2.83**

LODI BOROUGH — BERGEN COUNTY

Form of Government:
 Mayor-Council Plan B (OMCL50)
 Number of Members on Governing Body 7

PER CAPITA:

Gross Debt **412.61**
 Net Debt **180.23**
 Debt Service **17.67**
 Total Tax Levy **302.71**
 Municipal Expenditures **174.44**

PER CENT:

Gross Debt **4.19**
 Net Debt **1.83**
 Tax Levy Collected **97.14**
 Tax Levy Cancelled, Abated or Adjusted **.05**

EXPENDITURES		REVENUES-REALIZED		1975 PROPERTY TAX	
GENERAL GOVERNMENT				STATE EQUALIZED TAX RATE \rightarrow 1.62	
Governing Body & Public Boards	5,300.00	1975 Property Taxes Collected	7,710,156.03	Local District School Taxes	4,596,614.50
Municipal Clerk	43,150.00	1975 Payments in Lieu of Taxes	8,844.74	Regional & Consolidated School Tax	
Financial Administration	37,300.00	Delinquent Tax & Lien Collections	190,694.40	School Taxes in Municipal Budget	
Assessment of Taxes	27,609.00	Business Personalty Replacement Taxes	282,342.90	County Taxes	.37
Collection of Taxes	36,233.00	Taxes from Public Utilities	353,104.38	County Library Taxes	
Planning, Housing & Development	23,903.00	Other Miscellaneous Tax Revenues		Local Municipal Purpose Taxes	.79
Human Resources		State Aid Revenues	5,056.00	Veteran & Senior Citizen Taxes	.04
Elections	13,300.00	Federal Aid Revenues	515,298.48	Total Taxes for Rate Computation	2.82
General Administration (other)	231,619.00	State and Local Fiscal Assistance Act Utilized	280,449.93	Special District Taxes	
JUDICIARY		Sale of Acquired Property		Bank Stock Taxes	13,820.55
Municipal Courts	48,701.00	Other Miscellaneous Revenues	420,573.51	Added and Omitted Taxes	33,635.66
PUBLIC SAFETY		Total	9,766,520.37	Total Taxes Levied - ABSTRACT	7,925,054.91
Fire Protection	115,500.00	Prior Years Surplus Appropriated	600,000.00	Total Taxes Billed	7,937,184.48
Police Protection	761,646.00	REVENUES TOTAL	10,366,520.37	1975 TAXES COLLECTED	7,710,156.03
Civil Defense & Disaster Control	1,900.00	Reserve For Uncollected Taxes	293,100.05	1975 Taxes Cancelled, Abated or Adjusted	4,365.00
Environmental Inspection & Control	100,684.00	CAPITAL OUTLAY TOTAL	112,626.43	Transfer to Tax Title Liens or Foreclosed	7,482.00
Other Public Safety		Public Enterprises	10,025.71	Balance Outstanding Dec. 31, 1975	215,181.45
PUBLIC WORKS		Recreation—Culture		PRIOR YEARS TAXES OUTSTANDING	
Streets and Drainage	282,870.00	Public Works	100,525.72	Balance January 1, 1975	244,802.01
Sewers and Sewage Processing	273,529.00	Buildings and Grounds	2,075.00	Collected in 1975	189,107.74
Garbage and Trash Disposal	242,033.33	Library and Education		Cancelled, Abated or Adjusted 1975	
Public Buildings and Grounds	201,563.00	Conservation		Transfers to Tax Title Liens or Foreclosed	1,453.32
Other Public Works		All Other		Balance December 31, 1975	54,240.95
HEALTH and WELFARE		CAPITAL DEBT AUTHORIZED, DECEMBER 31, 1975		TAX TITLE LIENS OUTSTANDING	
Health Services Except Environmental	49,148.00	ISSUED AND UNISSUED		Balance January 1, 1975	13,997.01
Welfare-Public Assistance	48,407.00	School	4,893,000	Transfer From Taxes	9,119.11
Hospitals, Clinics, First Aid		Self-liquidating	387,000	Redeemed in 1975	1,586.66
Animal, Insect, & Rodent Control		Other	5,522,000	Cancelled, Abated or Adjusted (1975)	
Other Welfare Services		Total	10,802,000	Transfers to Foreclosed Property	
RECREATION and CONSERVATION		ISSUED AND OUTSTANDING		Balance December 31, 1975	21,529.46
Beaches and Boardwalks		School	4,893,000.00	PROPERTY ACQUIRED BY DEED OR	
Parks, Playgrounds, Shade Trees	40,437.00	Self-Liquidating	387,000.00	FORECLOSURE	
Land Reclamation & Conservation		Other	3,737,000.00	Balance January 1, 1975	18,247.50
Other Recreational Services	52,038.00	Total	9,017,000.00	Transfers From Taxes or Liens	
EDUCATION (excluding schools)		EQUALIZED VALUATION BASIS		Sale for Cash (1975)	
Libraries	80,000.00	FOR NET DEBT COMPUTATION	257,537,339.33	Cancelled, Abated or Adjusted (1975)	
Other Educational Services		REAL PROPERTY VALUATIONS		Balance December 31, 1975	18,247.50
STATUTORY EXPENDITURES		Code Class # of Parcels % VAL'N		CURRENT FINANCES DECEMBER 31, 1975	
Pensions & F. I. C. A.	240,400.00	1 Vacant Land 377 2.44	4,469,000.00	ASSETS	
Employee Fringe Benefits	91,000.00	2 Residential 4026 57.53	105,161,900.00	Cash Dec. 31, 1975	1,059,663.11
Other Statutory Expenditures		3 Farm		Taxes Receivable	269,422.40
CETA And Other Public Employment Programs	547,094.26	4a Commercial 274 12.76	23,330,600.00	Tax Title Liens	21,529.46
MUNICIPAL FUNCTIONS TOTAL	3,595,364.59	4b Industrial 114 13.14	24,017,100.00	Foreclosed Property	18,247.50
CAPITAL IMPROVEMENTS *M EMC*		4c Apartments 87 14.12	25,807,900.00	Emergencies & Other Deferred Charges	25,000.00
DEBT SERVICE		Total 4878	182,786,500.00	State and Federal Aid Receivable	2,994.45
Principal Payments	165,000.00	Land Area 2.20 Sq. Miles		Other Receivables	15,887.47
Interest Payments	297,710.75	Net Valuation Taxable-Municipal	184,226,627.00	Total	1,412,744.39
DEFERRED CHARGES	215,536.55	Net Valuation Taxable-County	268,628,912.00	LIABILITIES, RESERVES, AND SURPLUS	
SCHOOL, COUNTY, SPECIAL DISTRICT TAXES	5,632,663.75	State Equalized Valuation	282,269,913.00	Cash Liabilities	340,598.79
RESERVE FOR UNCOLLECTED TAXES	293,100.05	State Equalization Ratio	65.09	Reserves for Receivables	325,086.83
EXPENDITURES TOTAL	10,199,375.69			Surplus Dec. 31, 1975	747,058.77
				Total	1,412,744.39

0809

Population 1970 1,845
 Population 1975 1,820
 S & P Rating
 Moody Rating

General Tax Rate Per \$100. 4.75
 State Equalized Tax Rate 2.24

LOGAN TOWNSHIP — GLOUCESTER COUNTY
 Form of Government:
 Township Committee
 Number of Members on Governing Body 3

PER CAPITA:
 Gross Debt 56.73
 Net Debt 7.83
 Debt Service
 Total Tax Levy 448.86
 Municipal Expenditures 190.64

PER CENT:
 Gross Debt .32
 Net Debt .04
 Tax Levy Collected 93.90
 Tax Levy Cancelled, Abated or Adjusted .19

EXPENDITURES		REVENUES-REALIZED		1975 PROPERTY TAX	
GENERAL GOVERNMENT				STATE EQUALIZED TAX RATE 1.45	530,280.50
Governing Body & Public Boards	2,500.00	1975 Property Taxes Collected	772,740.88	Local District School Taxes	
Municipal Clerk	9,000.00	1975 Payments in Lieu of Taxes		Regional & Consolidated School Tax	
Financial Administration	7,450.00	Delinquent Tax & Lien Collections	20,119.36	School Taxes in Municipal Budget	
Assessment of Taxes	8,675.00	Business Personalty Replacement Taxes	46,438.12	County Taxes	.65 239,032.78
Collection of Taxes	5,350.00	Taxes from Public Utilities	90,477.98	County Library Taxes	
Planning, Housing & Development	5,675.00	Other Miscellaneous Tax Revenues		Local Municipal Purpose Taxes	.11 41,383.77
Human Resources		State Aid Revenues	15,959.20	Veteran & Senior Citizen Taxes	.03 9,560.00
Elections	600.00	Federal Aid Revenues	13,531.33	Total Taxes for Rate Computation	2.24 820,257.05
General Administration (other)	25,997.50	State and Local Fiscal Assistance Act Utilized	30,873.52	Special District Taxes	
JUDICIARY		Sale of Acquired Property		Bank Stock Taxes	516.23
Municipal Courts	19,625.00	Other Miscellaneous Revenues	38,230.12	Added and Omitted Taxes	5,710.69
PUBLIC SAFETY		Total	1,028,370.51	Total Taxes Levied - ABSTRACT	816,923.97
Fire Protection	24,000.00	Prior Years Surplus Appropriated	91,078.45	Total Taxes Billed	822,973.85
Police Protection	67,200.00	REVENUES TOTAL	1,119,448.96	1975 TAXES COLLECTED	772,740.88
Civil Defense & Disaster Control	50.00	Reserve For Uncollected Taxes	42,048.86	1975 Taxes Cancelled, Abated or Adjusted	1,603.75
Environmental Inspection & Control	2,300.00	CAPITAL OUTLAY TOTAL	7,595.68	Transfer to Tax Title Liens or Foreclosed	446.50
Other Public Safety		Public Enterprises		Balance Outstanding Dec. 31, 1975	48,182.72
PUBLIC WORKS		Recreation—Culture		PRIOR YEARS TAXES OUTSTANDING	
Streets and Drainage	37,100.00	Public Works		Balance January 1, 1975	35,744.68
Sewers and Sewage Processing	28,427.50	Buildings and Grounds		Collected in 1975	20,119.36
Public Buildings and Grounds	7,400.00	Library and Education		Cancelled, Abated or Adjusted 1975	625.36
Other Public Works		Conservation		Transfers to Tax Title Liens or Foreclosed	
HEALTH and WELFARE		All Other	7,595.68	Balance December 31, 1975	14,999.96
Health Services Except Environmental	5,500.00	CAPITAL DEBT AUTHORIZED, DECEMBER 31, 1975		TAX TITLE LIENS OUTSTANDING	
Welfare-Public Assistance	1,075.00	ISSUED AND UNISSUED GROSS DEBT		Balance January 1, 1975	5,339.70
Hospitals, Clinics, First Aid		School	89,000	Transfer From Taxes	446.50
Animal, Insect, & Rodent Control	2,500.00	Self-liquidating		Redeemed in 1975	
Other Welfare Services		Other	14,250	Cancelled, Abated or Adjusted (1975)	
RECREATION and CONSERVATION		Total	103,250	Transfers to Foreclosed Property	
Beaches and Boardwalks	1,600.00	ISSUED AND OUTSTANDING		Balance December 31, 1975	5,786.20
Parks, Playgrounds, Shade Trees	1,200.00	School	89,000.00	PROPERTY ACQUIRED BY DEED OR	
Land Reclamation & Conservation	200.00	Self-Liquidating		FORECLOSURE	
Other Recreational Services		Other		Balance January 1, 1975	165.00
EDUCATION (excluding schools)		Total	89,000.00	Transfers From Taxes or Liens	
Libraries		EQUALIZED VALUATION BASIS		Sale for Cash (1975)	
Other Educational Services		FOR NET DEBT COMPUTATION	32,296,961.00	Cancelled, Abated or Adjusted (1975)	
STATUTORY EXPENDITURES		REAL PROPERTY VALUATIONS		Balance December 31, 1975	165.00
Pensions & F. I. C. A.	8,554.00	Code Class # of Parcels % VAL'N		CURRENT FINANCES DECEMBER 31, 1975	
Employee Fringe Benefits		1 Vacant Land 520 21.89	3,742,000.00	ASSETS	
Other Statutory Expenditures		2 Residential 393 18.43	3,150,800.00	Cash Dec. 31, 1975	260,601.03
CETA And Other Public Employment Programs	21,936.62	3 Farm 273 14.35	2,452,400.00	Taxes Receivable	63,182.68
MUNICIPAL FUNCTIONS TOTAL	293,915.62	4a Commercial 42 12.08	2,064,100.00	Tax Title Liens	5,786.20
CAPITAL IMPROVEMENTS *MEMO*	2,000.00	4b Industrial 4 33.25	5,683,913.00	Foreclosed Property	165.00
DEBT SERVICE		4c Apartments		Emergencies & Other Deferred Charges	
Principal Payments		Total	17,093,213.00	State and Federal Aid Receivable	15,741.09
Interest Payments		Land Area 23.42 Sq. Miles		Other Receivables	1,494.82
DEFERRED CHARGES	11,000.00	Net Valuation Taxable-Municipal	17,285,273.00	Total	346,970.82
SCHOOL, COUNTY, SPECIAL DISTRICT TAXES	769,313.28	Net Valuation Taxable-County	40,892,401.00	LIABILITIES, RESERVES, AND SURPLUS	
RESERVE FOR UNCOLLECTED TAXES	42,048.86	State Equalized Valuation	36,437,266.00	Cash Liabilities	193,615.35
EXPENDITURES TOTAL	1,116,277.76	State Equalization Ratio	47.16	Reserves for Receivables	70,628.70
				Surplus Dec. 31, 1975	82,726.77
				Total	346,970.82

1517

Population 1970 **2,925**
 Population 1975 **3,620**
 S & P Rating
 Moody Rating **BA**

General Tax Rate Per \$100. **2.43**
 State Equalized Tax Rate **1.28**

LONG BEACH TOWNSHIP — OCEAN COUNTY

Form of Government:

Commission (1911)

Number of Members on Governing Body 3

PER CAPITA:

Gross Debt **708.01**
 Net Debt **170.99**
 Debt Service **41.84**
 Total Tax Levy **1,185.83**
 Municipal Expenditures **635.48**

PER CENT:

Gross Debt **.86**
 Net Debt **.21**
 Tax Levy Collected **94.73**
 Tax Levy Cancelled, Abated
 or Adjusted

EXPENDITURES		REVENUES-REALIZED		1975 PROPERTY TAX	
GENERAL GOVERNMENT				STATE EQUALIZED TAX RATE	
Governing Body & Public Boards				Local District School Taxes	.19
Municipal Clerk	39,200.00	1975 Property Taxes Collected	4,066,292.53	Regional & Consolidated School Tax	.34
Financial Administration	24,350.00	1975 Payments in Lieu of Taxes		School Taxes in Municipal Budget	
Assessment of Taxes	111,100.00	Delinquent Tax & Lien Collections	199,579.58	County Taxes	.41
Collection of Taxes	59,650.00	Business Personalty Replacement Taxes	17,719.90	County Library Taxes	.02
Planning, Housing & Development	15,850.00	Taxes from Public Utilities	281,103.37	Local Municipal Purpose Taxes	.31
Human Resources		Other Miscellaneous Tax Revenues		Veteran & Senior Citizen Taxes	.01
Elections	1,250.00	State Aid Revenues	3,500.00	Total Taxes for Rate Computation	1.28
General Administration (other)	98,217.79	Federal Aid Revenues	22,139.05	Special District Taxes	
JUDICIARY		State and Local Fiscal Assistance Act Utilized	75,992.21	Bank Stock Taxes	602.92
Municipal Courts	20,350.00	Sale of Acquired Property		Added and Omitted Taxes	20,063.16
PUBLIC SAFETY		Other Miscellaneous Revenues	269,763.23	Total Taxes Levied - ABSTRACT	4,292,700.37
Fire Protection	48,650.00	Total	4,936,089.87	Total Taxes Billed	4,292,700.37
Police Protection	478,500.00	Prior Years Surplus Appropriated	530,000.00	1975 TAXES COLLECTED	4,066,292.53
Civil Defense & Disaster Control	2,000.00	REVENUES TOTAL	5,466,089.87	1975 Taxes Cancelled, Abated or Adjusted	
Environmental Inspection & Control	24,800.00	Reserve For Uncollected Taxes	377,500.00	Transfer to Tax Title Liens or Foreclosed	
Other Public Safety		CAPITAL OUTLAY TOTAL	88,550.10	Balance Outstanding Dec. 31, 1975	226,407.84
PUBLIC WORKS				PRIOR YEARS TAXES OUTSTANDING	
Streets and Drainage	298,000.16	Public Enterprises		Balance January 1, 1975	217,714.93
Sewers and Sewage Processing		Recreation—Culture	18,936.00	Collected in 1975	197,384.25
Garbage and Trash Disposal	148,900.00	Public Works	47,407.05	Cancelled, Abated or Adjusted 1975	
Public Buildings and Grounds	33,900.00	Buildings and Grounds	22,207.05	Transfers to Tax Title Liens or Foreclosed	
Other Public Works		Library and Education		Balance December 31, 1975	20,330.68
HEALTH and WELFARE		Conservation		TAX TITLE LIENS OUTSTANDING	
Health Services Except Environmental	6,950.10	All Other		Balance January 1, 1975	7,705.75
Welfare-Public Assistance	6,200.00	CAPITAL DEBT AUTHORIZED, DECEMBER 31, 1975		Transfer From Taxes	
Hospitals, Clinics, First Aid	10,500.00	ISSUED AND UNISSUED GROSS DEBT		Redeemed in 1975	2,195.33
Animal, Insect, & Rodent Control	2,592.05	School	1,834,006	Cancelled, Abated or Adjusted (1975)	
Other Welfare Services		Self-liquidating	110,000	Transfers to Foreclosed Property	
RECREATION and CONSERVATION		Other	619,000	Balance December 31, 1975	5,510.42
Beaches and Boardwalks	135,500.00	Total	2,563,006	PROPERTY ACQUIRED BY DEED OR	
Parks, Playgrounds, Shade Trees				FORECLOSURE	
Land Reclamation & Conservation	400.00	ISSUED AND OUTSTANDING		Balance January 1, 1975	5,400.00
Other Recreational Services	20,000.00	School	1,834,006.00	Transfers From Taxes or Liens	
EDUCATION (excluding schools)		Self-Liquidating	110,000.00	Sale for Cash (1975)	
Libraries	750.00	Other	619,000.00	Cancelled, Abated or Adjusted (1975)	
Other Educational Services	290.00	Total	2,563,006.00	Balance December 31, 1975	5,400.00
STATUTORY EXPENDITURES		EQUALIZED VALUATION BASIS		CURRENT FINANCES DECEMBER 31, 1975	
Pensions & F. I. C. A.	88,095.00	FOR NET DEBT COMPUTATION	297,459,229.33	ASSETS	
Employee Fringe Benefits	26,000.00	REAL PROPERTY VALUATIONS		Cash Dec. 31, 1975	1,936,231.04
Other Statutory Expenditures		Code Class # of Parcels % VAL'N		Taxes Receivable	246,738.52
CETA And Other Public Employment Programs	38,234.47	1 Vacant Land 763 7.94	14,095,840.00	Tax Title Liens	5,510.42
MUNICIPAL FUNCTIONS TOTAL	1,740,229.57	2 Residential 5719 85.73	152,123,875.00	Foreclosed Property	5,400.00
CAPITAL IMPROVEMENTS *MEMO*	50,000.00	3 Farm		Emergencies & Other Deferred Charges	91,240.00
DEBT SERVICE		4a Commercial 148 5.35	9,495,370.00	State and Federal Aid Receivable	19,117.48
Principal Payments	122,000.00	4b Industrial		Other Receivables	15,206.67
Interest Payments	29,450.00	4c Apartments 40 .97	1,726,070.00	Total	2,319,444.13
		Total 6670	177,441,155.00	LIABILITIES, RESERVES, AND SURPLUS	
DEFERRED CHARGES	31,255.00	Land Area 4.30 Sq. Miles		Cash Liabilities	1,343,429.71
SCHOOL, COUNTY, SPECIAL DISTRICT TAXES	3,229,137.21	Net Valuation Taxable-Municipal	178,113,915.00	Reserves for Receivables	272,855.61
RESERVE FOR UNCOLLECTED TAXES	377,500.00	Net Valuation Taxable-County	309,503,553.00	Surplus Dec. 31, 1975	703,158.81
EXPENDITURES TOTAL	5,529,571.78	State Equalized Valuation	336,735,554.00	Total	2,319,444.13
		State Equalization Ratio	52.80		

1325

Population 1970 31,880
 Population 1975 33,375
 S & P Rating BBB+
 Moody Rating A

General Tax Rate Per \$100. 2.80
 State Equalized Tax Rate 3.15

LONG BRANCH CITY — MONMOUTH COUNTY

Form of Government:

Mayor-Council Plan A (OMCL50)

Number of Members on Governing Body 5

PER CAPITA:

Gross Debt 389.52
 Net Debt 199.78
 Debt Service 32.52
 Total Tax Levy 269.72
 Municipal Expenditures 242.96

PER CENT:

Gross Debt 5.22
 Net Debt 2.68
 Tax Levy Collected 88.19
 Tax Levy Cancelled, Abated or Adjusted .86

EXPENDITURES		REVENUES-REALIZED		1975 PROPERTY TAX	
GENERAL GOVERNMENT				STATE EQUALIZED TAX RATE	
Governing Body & Public Boards	32,200.40	1975 Property Taxes Collected		Local District School Taxes	1.88
Municipal Clerk	51,654.53	1975 Payments in Lieu of Taxes		Regional & Consolidated School Tax	
Financial Administration	49,600.00	Delinquent Tax & Lien Collections		School Taxes in Municipal Budget	.10
Assessment of Taxes	19,304.96	Business Personalty Replacement Taxes		County Taxes	.55
Collection of Taxes	29,400.00	Taxes from Public Utilities		County Library Taxes	
Planning, Housing & Development	251,956.80	Other Miscellaneous Tax Revenues		Local Municipal Purpose Taxes	.57
Human Resources	692,537.23	State Aid Revenues		Veteran & Senior Citizen Taxes	.04
Elections		Federal Aid Revenues		Total Taxes for Rate Computation	3.14
General Administration (other)	504,287.61	State and Local Fiscal Assistance Act Utilized		Special District Taxes	
JUDICIARY		Sale of Acquired Property		Bank Stock Taxes	33,557.70
Municipal Courts	44,000.00	Other Miscellaneous Revenues		Added and Omitted Taxes	20,007.11
PUBLIC SAFETY		Total		Total Taxes Levied - ABSTRACT	9,001,749.45
Fire Protection	353,140.00	Prior Years Surplus Appropriated		Total Taxes Billed	9,001,749.45
Police Protection	948,411.03	REVENUES TOTAL		1975 TAXES COLLECTED	7,938,784.12
Civil Defense & Disaster Control	5,500.00	Reserve For Uncollected Taxes		1975 Taxes Cancelled, Abated or Adjusted	76,992.49
Environmental Inspection & Control	29,000.00	CAPITAL OUTLAY TOTAL		Transfer to Tax Title Liens or Foreclosed	42,014.44
Other Public Safety	1,100.00			Balance Outstanding Dec. 31, 1975	943,958.40
PUBLIC WORKS		Public Enterprises		PRIOR YEARS TAXES OUTSTANDING	
Streets and Drainage	406,453.72	Recreation—Culture		Balance January 1, 1975	682,483.08
Sewers and Sewage Processing		Public Works		Collected in 1975	602,984.22
Garbage and Trash Disposal	193,286.00	Buildings and Grounds		Cancelled, Abated or Adjusted 1975	1,371.62
Public Buildings and Grounds	145,274.38	Library and Education		Transfers to Tax Title Liens or Foreclosed	23,030.40
Other Public Works		Conservation		Balance December 31, 1975	55,096.84
HEALTH and WELFARE		All Other		TAX TITLE LIENS OUTSTANDING	
Health Services Except Environmental	123,539.37	CAPITAL DEBT AUTHORIZED, DECEMBER 31, 1975		Balance January 1, 1975	140,605.20
Welfare-Public Assistance	23,949.28	ISSUED AND UNISSUED GROSS DEBT		Transfer From Taxes	68,321.13
Hospitals, Clinics, First Aid		NET DEBT		Redeemed in 1975	76,262.91
Animal, Insect, & Rodent Control	5,000.00	School		Cancelled, Abated or Adjusted (1975)	
Other Welfare Services	1,900.00	Self-liquidating		Transfers to Foreclosed Property	18,301.91
RECREATION and CONSERVATION		Other		Balance December 31, 1975	114,361.51
Beaches and Boardwalks		Total		PROPERTY ACQUIRED BY DEED OR	
Parks, Playgrounds, Shade Trees	122,690.86	ISSUED AND OUTSTANDING		FORECLOSURE	
Land Reclamation & Conservation	166,489.30	School		Balance January 1, 1975	226,433.09
Other Recreational Services	103,090.30	Self-Liquidating		Transfers From Taxes or Liens	18,301.91
EDUCATION (excluding schools)		Other		Sale for Cash (1975)	1,850.00
Libraries	136,000.00	Total		Cancelled, Abated or Adjusted (1975)	14,925.00
Other Educational Services	14,386.99	EQUALIZED VALUATION BASIS		Balance December 31, 1975	227,960.00
STATUTORY EXPENDITURES		FOR NET DEBT COMPUTATION		CURRENT FINANCES DECEMBER 31, 1975	
Pensions & F. I. C. A.	315,669.53	REAL PROPERTY VALUATIONS		ASSETS	
Employee Fringe Benefits	75,000.00	Code Class # of Parcels % VAL'N		Cash Dec. 31, 1975	2,014,982.91
Other Statutory Expenditures		ASSESSSED VALUATION		Taxes Receivable	999,055.24
CETA And Other Public Employment Programs	1,325,051.72	1 Vacant Land 720 2.68		Tax Title Liens	114,361.51
MUNICIPAL FUNCTIONS TOTAL	6,169,874.01	2 Residential 5952 65.00		Foreclosed Property	227,960.00
CAPITAL IMPROVEMENTS *MEMO*	13,200.00	3 Farm 2 .01		Emergencies & Other Deferred Charges	695,029.60
DEBT SERVICE		4a Commercial 530 16.11		State and Federal Aid Receivable	341,564.27
Principal Payments	568,980.06	4b Industrial 8 .52		Other Receivables	7,599.64
Interest Payments	516,528.25	4c Apartments 213 15.68		Total	4,400,553.17
TYPE I SCHL DEBT *MEMO*	558,165.25	Total 7425		LIABILITIES, RESERVES, AND SURPLUS	
DEFERRED CHARGES	28,852.32	Land Area 5.10 Sq. Miles		Cash Liabilities	2,871,963.50
SCHOOL, COUNTY, SPECIAL DISTRICT TAXES	7,296,142.34	Net Valuation Taxable-Municipal		Reserves for Receivables	1,348,976.39
RESERVE FOR UNCOLLECTED TAXES	824,618.13	Net Valuation Taxable-County		Surplus Dec. 31, 1975	179,613.28
EXPENDITURES TOTAL	15,404,995.11	State Equalized Valuation		Total	4,400,553.17
		State Equalization Ratio			

1971/3000

▽

* ABOVE DEBT SERVICE INCLUDES TYPE I SCHOOL DEBT

0115

Population 1970 1,225
 Population 1975 1,210
 S & P Rating
 Moody Rating

General Tax Rate Per \$100. 3.42
 State Equalized Tax Rate 2.24

LONGPORT BOROUGH - ATLANTIC COUNTY

Form of Government:

Commission (1911)

Number of Members on Governing Body 3

PER CAPITA:

Gross Debt 747.93
 Net Debt 671.07
 Debt Service 63.91
 Total Tax Levy 1,009.36
 Municipal Expenditures 698.57

PER CENT:

Gross Debt 1.88
 Net Debt 1.68
 Tax Levy Collected 92.41
 Tax Levy Cancelled, Abated or Adjusted

EXPENDITURES		REVENUES-REALIZED		1975 PROPERTY TAX	
GENERAL GOVERNMENT				STATE EQUALIZED TAX RATE	
Governing Body & Public Boards				Local District School Taxes	.23 120,000.00
Municipal Clerk	11,800.00	1975 Property Taxes Collected	1,128,653.34	Regional & Consolidated School Tax	
Financial Administration	12,500.00	1975 Payments in Lieu of Taxes		School Taxes in Municipal Budget	
Assessment of Taxes	12,105.00	Delinquent Tax & Lien Collections	48,499.26	County Taxes	.82 429,808.23
Collection of Taxes	4,200.00	Business Personalty Replacement Taxes	4,215.09	County Library Taxes	.01 6,763.45
Planning, Housing & Development	900.00	Taxes from Public Utilities	49,302.24	Local Municipal Purpose Taxes	1.15 597,738.33
Human Resources		Other Miscellaneous Tax Revenues		Veteran & Senior Citizen Taxes	.03 13,120.00
Elections	500.00	State Aid Revenues	10,170.00	Total Taxes for Rate Computation	2.24 1,167,430.01
General Administration (other)	53,464.00	Federal Aid Revenues	10,340.68	Special District Taxes	
JUDICIARY		State and Local Fiscal Assistance Act Utilized	14,003.00	Bank Stock Taxes	
Municipal Courts	9,947.00	Sale of Acquired Property		Added and Omitted Taxes	67,019.17
PUBLIC SAFETY		Other Miscellaneous Revenues	65,631.26	Total Taxes Levied - ABSTRACT	1,221,329.18
Fire Protection	17,550.00			Total Taxes Billed	1,221,329.18
Police Protection	165,378.18	Prior Years Surplus Appropriated	50,000.00	1975 TAXES COLLECTED	1,128,653.34
Civil Defense & Disaster Control	1,150.00	REVENUES TOTAL	1,380,814.87	1975 Taxes Cancelled, Abated or Adjusted	
Environmental Inspection & Control	2,785.00	Reserve For Uncollected Taxes	69,711.77	Transfer to Tax Title Liens or Foreclosed	
Other Public Safety				Balance Outstanding Dec. 31, 1975	92,675.84
PUBLIC WORKS		CAPITAL OUTLAY TOTAL		PRIOR YEARS TAXES OUTSTANDING	
Streets and Drainage	93,986.82	Public Enterprises		Balance January 1, 1975	48,600.58
Sewers and Sewage Processing	83,847.84	Recreation—Culture		Collected in 1975	48,499.26
Garbage and Trash Disposal	17,200.00	Public Works		Cancelled, Abated or Adjusted 1975	
Public Buildings and Grounds	7,600.00	Buildings and Grounds		Transfers to Tax Title Liens or Foreclosed	
Other Public Works	16,123.00	Library and Education		Balance December 31, 1975	101.32
HEALTH and WELFARE		Conservation		TAX TITLE LIENS OUTSTANDING	
Health Services Except Environmental	100.00	All Other		Balance January 1, 1975	6,055.93
Welfare-Public Assistance	550.00			Transfer From Taxes	
Hospitals, Clinics, First Aid	200.00	CAPITAL DEBT AUTHORIZED, DECEMBER 31, 1975		Redeemed in 1975	
Animal, Insect, & Rodent Control	400.00	ISSUED AND UNISSUED GROSS DEBT		Cancelled, Abated or Adjusted (1975)	
Other Welfare Services		School		Transfers to Foreclosed Property	
RECREATION and CONSERVATION		Self-Liquidating		Balance December 31, 1975	6,055.93
Beaches and Boardwalks	52,255.00	Other	905,000	PROPERTY ACQUIRED BY DEED OR	
Parks, Playgrounds, Shade Trees	42,092.16	Total	905,000	FORECLOSURE	
Land Reclamation & Conservation				Balance January 1, 1975	17,695.00
Other Recreational Services		ISSUED AND OUTSTANDING		Transfers From Taxes or Liens	
EDUCATION (excluding schools)		School		Sale for Cash (1975)	
Libraries	1,000.00	Self-Liquidating		Cancelled, Abated or Adjusted (1975)	
Other Educational Services		Other		Balance December 31, 1975	17,695.00
STATUTORY EXPENDITURES		Total	719,000.00	CURRENT FINANCES DECEMBER 31, 1975	
Pensions & F. I. C. A.	45,820.00	EQUALIZED VALUATION BASIS		ASSETS	
Employee Fringe Benefits	20,400.00	FOR NET DEBT COMPUTATION	48,234,112.67	Cash Dec. 31, 1975	211,635.90
Other Statutory Expenditures		REAL PROPERTY VALUATIONS		Taxes Receivable	92,777.16
CETA and Other Public Employment Programs	10,777.02	Code Class # of Parcels % VAL'N		Tax Title Liens	6,055.93
MUNICIPAL FUNCTIONS TOTAL	684,631.02	1 Vacant Land 185 7.78	2,648,600.00	Foreclosed Property	17,695.00
CAPITAL IMPROVEMENTS *MEMO*	5,000.00	2 Residential 986 79.34	27,029,200.00	Emergencies & Other Deferred Charges	15,588.00
DEBT SERVICE		3 Farm		State and Federal Aid Receivable	13,271.73
Principal Payments	40,000.00	4a Commercial 14 4.59	1,564,285.00	Other Receivables	2,572.78
Interest Payments	37,328.00	4b Industrial		Total	359,596.50
		4c Apartments 15 8.29	2,823,380.00	LIABILITIES, RESERVES, AND SURPLUS	
		Total 1200	34,065,465.00	Cash Liabilities	148,434.06
DEFERRED CHARGES	13,600.00	Land Area .33 Sq. Miles		Reserves for Receivables	119,100.87
SCHOOL, COUNTY, SPECIAL DISTRICT TAXES	556,571.68	Net Valuation Taxable-Municipal	34,215,619.00	Surplus Dec. 31, 1975	92,061.57
RESERVE FOR UNCOLLECTED TAXES	69,711.77	Net Valuation Taxable-County	50,183,562.00		
EXPENDITURES TOTAL	1,401,842.47	State Equalized Valuation	52,023,863.00		
		State Equalization Ratio	65.67		

2115

Population 1970 **3,145**
 Population 1975 **3,665**
 S & P Rating
 Moody Rating

General Tax Rate Per \$100. **3.60**
 State Equalized Tax Rate **2.73**

LOPATCONG TOWNSHIP — WARREN COUNTY

Form of Government:

Township Committee

Number of Members on Governing Body 3

PER CAPITA:

Gross Debt **608.81**
 Net Debt **102.67**
 Debt Service **20.46**
 Total Tax Levy **476.04**
 Municipal Expenditures **253.92**

PER CENT:

Gross Debt **4.25**
 Net Debt **.72**
 Tax Levy Collected **95.67**
 Tax Levy Cancelled, Abated or Adjusted **.10**

EXPENDITURES		REVENUES-REALIZED		1975 PROPERTY TAX	
GENERAL GOVERNMENT				STATE EQUALIZED TAX RATE 1.56	
Governing Body & Public Boards		1975 Property Taxes Collected	1,670,244.81	Local District School Taxes	1,004,300.00
Municipal Clerk		1975 Payments in Lieu of Taxes		Regional & Consolidated School Tax	
Financial Administration	4,150.00	Delinquent Tax & Lien Collections	96,389.36	School Taxes in Municipal Budget	
Assessment of Taxes	8,800.00	Business Personality Replacement Taxes	59,122.40	County Taxes	.57 367,445.85
Collection of Taxes	6,799.00	Taxes from Public Utilities	213,048.79	County Library Taxes	.02 13,597.38
Planning, Housing & Development	12,200.00	Other Miscellaneous Tax Revenues		Local Municipal Purpose Taxes	.54 344,383.96
Human Resources		State Aid Revenues	16,904.00	Veteran & Senior Citizen Taxes	.05 31,010.00
Elections	1,350.00	Federal Aid Revenues		Total Taxes for Rate Computation	2.74 1,760,737.19
General Administration (other)	66,825.00	State and Local Fiscal Assistance Act Utilized	34,459.57	Special District Taxes	
JUDICIARY		Sale of Acquired Property		Bank Stock Taxes	3,240.72
Municipal Courts	23,225.00	Other Miscellaneous Revenues	120,966.52	Added and Omitted Taxes	11,700.46
PUBLIC SAFETY		Total	2,211,145.45	Total Taxes Levied - ABSTRACT	1,744,668.37
Fire Protection	61,135.10	Prior Years Surplus Appropriated	235,000.00	Total Taxes Billed	1,745,802.98
Police Protection	201,607.00	REVENUES TOTAL	2,446,145.45	1975 TAXES COLLECTED	1,670,244.81
Civil Defense & Disaster Control	700.00	Reserve For Uncollected Taxes	152,762.47	1975 Taxes Cancelled, Abated or Adjusted	1,739.00
Environmental Inspection & Control	3,500.00	CAPITAL OUTLAY TOTAL	66,894.69	Transfer to Tax Title Liens or Foreclosed	3,754.80
Other Public Safety		Public Enterprises		Balance Outstanding Dec. 31, 1975	70,064.37
PUBLIC WORKS		Recreation—Culture		PRIOR YEARS TAXES OUTSTANDING	
Streets and Drainage	248,647.22	Public Works	66,894.69	Balance January 1, 1975	90,909.71
Sewers and Sewage Processing		Buildings and Grounds		Collected in 1975	86,701.80
Public Buildings and Grounds	10,101.00	Library and Education		Cancelled, Abated or Adjusted 1975	111.76
Other Public Works		Conservation		Transfers to Tax Title Liens or Foreclosed	605.92
HEALTH and WELFARE		All Other		Balance December 31, 1975	3,490.23
Health Services Except Environmental	600.00	CAPITAL DEBT AUTHORIZED, DECEMBER 31, 1975		TAX TITLE LIENS OUTSTANDING	
Welfare-Public Assistance	750.00	ISSUED AND UNISSUED		Balance January 1, 1975	15,008.58
Hospitals, Clinics, First Aid		School	1,510,000	Transfer From Taxes	4,424.06
Animal, Insect, & Rodent Control		Self-liquidating	345,000	Redeemed in 1975	9,687.56
Other Welfare Services		Other	376,290	Cancelled, Abated or Adjusted (1975)	
RECREATION and CONSERVATION		Total	2,231,290	Transfers to Foreclosed Property	
Beaches and Boardwalks		ISSUED AND OUTSTANDING		Balance December 31, 1975	9,745.08
Parks, Playgrounds, Shade Trees	14,877.00	School	1,385,000.00	PROPERTY ACQUIRED BY DEED OR	
Land Reclamation & Conservation	750.00	Self-Liquidating	318,000.00	FORECLOSURE	
Other Recreational Services	1,000.00	Other	240,000.00	Balance January 1, 1975	4,505.00
EDUCATION (excluding schools)		Total	1,943,000.00	Transfers From Taxes or Liens	
Libraries		EQUALIZED VALUATION BASIS		Sale for Cash (1975)	
Other Educational Services		FOR NET DEBT COMPUTATION	52,493,075.33	Cancelled, Abated or Adjusted (1975)	
STATUTORY EXPENDITURES		REAL PROPERTY VALUATIONS		Balance December 31, 1975	4,505.00
Pensions & F. I. C. A.	21,723.13	Code Class # of Parcels % VAL'N		CURRENT FINANCES DECEMBER 31, 1975	
Employee Fringe Benefits	8,000.00	1 Vacant Land 298 3.56	1,716,750.00	ASSETS	
Other Statutory Expenditures		2 Residential 1322 66.40	32,046,991.00	Cash Dec. 31, 1975	1,126,721.84
CETA And Other Public Employment Programs		3 Farm 106 4.23	2,040,627.00	Taxes Receivable	73,554.60
MUNICIPAL FUNCTIONS TOTAL	696,739.45	4a Commercial 56 12.37	5,969,902.00	Tax Title Liens	9,745.08
CAPITAL IMPROVEMENTS *MEMO*	47,469.57	4b Industrial 12 5.73	2,765,042.00	Foreclosed Property	4,505.00
DEBT SERVICE		4c Apartments 1 7.72	3,724,000.00	Emergencies & Other Deferred Charges	46,682.19
Principal Payments	60,000.00	Total	48,263,312.00	State and Federal Aid Receivable	15,000.00
Interest Payments	15,000.00	Land Area 6.90 Sq. Miles		Other Receivables	64.93
DEFERRED CHARGES	6,123.11	Net Valuation Taxable-Municipal	48,924,425.00	Total	1,276,273.64
SCHOOL, COUNTY, SPECIAL DISTRICT TAXES	1,385,343.23	Net Valuation Taxable-County	62,015,223.00	LIABILITIES, RESERVES, AND SURPLUS	
RESERVE FOR UNCOLLECTED TAXES	152,762.47	State Equalized Valuation	64,086,413.00	Cash Liabilities	611,552.94
EXPENDITURES TOTAL	2,315,968.26	State Equalization Ratio	76.10	Reserves for Receivables	87,869.61
				Surplus Dec. 31, 1975	576,851.09
				Total	1,276,273.64

0505

Population 1970 **10,170**
 Population 1975 **11,275**
 S & P Rating
 Moody Rating

General Tax Rate Per \$100. **4.65**
 State Equalized Tax Rate **2.36**

LOWER TOWNSHIP — CAPE MAY COUNTY
 Form of Government:
 Township Committee
 Number of Members on Governing Body 3

PER CAPITA:
 Gross Debt **391.62**
 Net Debt **125.63**
 Debt Service **9.14**
 Total Tax Levy **433.49**
 Municipal Expenditures **190.45**

PER CENT:
 Gross Debt **2.72**
 Net Debt **.87**
 Tax Levy Collected **86.65**
 Tax Levy Cancelled, Abated or Adjusted **.07**

EXPENDITURES		REVENUES-REALIZED		1975 PROPERTY TAX	
GENERAL GOVERNMENT				STATE EQUALIZED TAX RATE	
Governing Body & Public Boards		1975 Property Taxes Collected	4,231,444.14	Local District School Taxes	.71
Municipal Clerk		1975 Payments in Lieu of Taxes		Regional & Consolidated School Tax	.87
Financial Administration	31,525.00	Delinquent Tax & Lien Collections	393,560.20	School Taxes in Municipal Budget	
Assessment of Taxes	37,984.00	Business Personalty Replacement Taxes	110,424.56	County Taxes	.39
Collection of Taxes	39,315.12	Taxes from Public Utilities	320,341.48	County Library Taxes	.02
Planning, Housing & Development	14,550.00	Other Miscellaneous Tax Revenues		Local Municipal Purpose Taxes	.30
Human Resources		State Aid Revenues	8,674.00	Veteran & Senior Citizen Taxes	.08
Elections	3,290.00	Federal Aid Revenues		Total Taxes for Rate Computation	2.37
General Administration (other)	139,833.00	State and Local Fiscal Assistance Act Utilized	79,342.00	Special District Taxes	
JUDICIARY		Sale of Acquired Property		Bank Stock Taxes	5,383.02
Municipal Courts	14,149.00	Other Miscellaneous Revenues	238,574.82	Added and Omitted Taxes	172,439.90
PUBLIC SAFETY		Total	5,382,361.20	Total Taxes Levied - ABSTRACT	4,887,641.57
Fire Protection	6,700.00	Prior Years Surplus Appropriated	412,071.83	Total Taxes Billed	4,883,208.84
Police Protection	471,222.00	REVENUES	5,794,433.03	1975 TAXES COLLECTED	4,231,444.14
Civil Defense & Disaster Control	2,200.00	Reserve For Uncollected Taxes	468,459.86	1975 Taxes Cancelled, Abated or Adjusted	3,262.46
Environmental Inspection & Control	32,428.76	CAPITAL OUTLAY	245,097.57	Transfer to Tax Title Liens or Foreclosed	166,627.80
Other Public Safety		Public Enterprises		Balance Outstanding Dec. 31, 1975	481,874.44
PUBLIC WORKS		Recreation—Culture	97,005.26	PRIOR YEARS TAXES OUTSTANDING	
Streets and Drainage	284,348.00	Public Works	146,753.40	Balance January 1, 1975	458,827.65
Sewers and Sewage Processing	220.00	Buildings and Grounds	1,338.91	Collected in 1975	379,431.84
Garbage and Trash Disposal	180,875.90	Library and Education		Cancelled, Abated or Adjusted 1975	334.35
Public Buildings and Grounds	66,701.00	Conservation		Transfers to Tax Title Liens or Foreclosed	79,061.46
Other Public Works	36,780.00	All Other		Balance December 31, 1975	
HEALTH and WELFARE		CAPITAL DEBT AUTHORIZED, DECEMBER 31, 1975		TAX TITLE LIENS OUTSTANDING	
Health Services Except Environmental	9,150.00	ISSUED AND UNISSUED		Balance January 1, 1975	51,679.63
Welfare-Public Assistance	5,622.00	School	2,999,040	Transfer From Taxes	258,889.28
Hospitals, Clinics, First Aid	1,000.00	Self-liquidating		Redeemed in 1975	14,128.36
Animal, Insect, & Rodent Control	4,410.00	Other	1,416,500	Cancelled, Abated or Adjusted (1975)	537.54
Other Welfare Services		Total	4,415,540	Transfers to Foreclosed Property	
RECREATION and CONSERVATION		ISSUED AND OUTSTANDING		Balance December 31, 1975	295,903.01
Beaches and Boardwalks		School	2,995,040.00	PROPERTY ACQUIRED BY DEED OR	
Parks, Playgrounds, Shade Trees	55,330.22	Self-Liquidating		FORECLOSURE	
Land Reclamation & Conservation	1,200.00	Other	1,259,500.00	Balance January 1, 1975	53,031.19
Other Recreational Services		Total	4,254,540.00	Transfers From Taxes or Liens	
EDUCATION (excluding schools)		EQUALIZED VALUATION BASIS		Sale for Cash (1975)	
Libraries		FOR NET DEBT COMPUTATION	162,419,838.67	Cancelled, Abated or Adjusted (1975)	
Other Educational Services		REAL PROPERTY VALUATIONS		Balance December 31, 1975	53,031.19
STATUTORY EXPENDITURES		Code Class # of Parcels % VAL'N		CURRENT FINANCES DECEMBER 31, 1975	
Pensions & F. I. C. A.	67,050.00	1 Vacant Land 2585 6.26	6,368,630.00	ASSETS	
Employee Fringe Benefits	35,600.00	2 Residential 8030 74.22	75,473,550.00	Cash Dec. 31, 1975	415,040.42
Other Statutory Expenditures		3 Farm 182 1.24	1,268,500.00	Taxes Receivable	481,874.44
CETA And Other Public Employment Programs		4a Commercial 293 12.68	12,891,400.00	Tax Title Liens	295,903.01
MUNICIPAL FUNCTIONS		4b Industrial 14 4.42	4,497,510.00	Foreclosed Property	53,031.19
CAPITAL IMPROVEMENTS	8,000.00	4c Apartments 2 1.17	1,185,000.00	Emergencies & Other Deferred Charges	139,068.83
DEBT SERVICE		Total 11106	101,684,590.00	State and Federal Aid Receivable	
Principal Payments	15,000.00	Land Area 29.81 Sq. Miles		Other Receivables	8,148.01
Interest Payments	88,038.00	Net Valuation Taxable-Municipal	103,121,351.00	Total	1,393,065.90
DEFERRED CHARGES	34,338.17	Net Valuation Taxable-County	180,484,777.00	LIABILITIES, RESERVES, AND SURPLUS	
SCHOOL, COUNTY, SPECIAL DISTRICT TAXES	4,103,842.56	State Equalized Valuation	201,131,768.00	Cash Liabilities	379,767.70
RESERVE FOR UNCOLLECTED TAXES	468,459.86	State Equalization Ratio	50.92	Reserves for Receivables	838,956.65
EXPENDITURES	6,251,162.59			Surplus Dec. 31, 1975	174,341.55
TOTAL				Total	1,393,065.90

1704

Population 1970 **1,405**
 Population 1975 **1,400**
 S & P Rating
 Moody Rating

General Tax Rate Per \$100. **1.78**
 State Equalized Tax Rate **.62**

LOWER ALLOWAYS CREEK — SALEM COUNTY

Form of Government:
 Township Committee
 Number of Members on Governing Body 3

PER CAPITA:
 Gross Debt **13.57**
 Net Debt
 Debt Service
 Total Tax Levy **99.27**
 Municipal Expenditures **1,111.36**

PER CENT:
 Gross Debt **.12**
 Net Debt
 Tax Levy Collected **89.33**
 Tax Levy Canceled, Abated or Adjusted **.28**

EXPENDITURES		REVENUES-REALIZED		1975 PROPERTY TAX	
GENERAL GOVERNMENT				STATE EQUALIZED TAX RATE \rightarrow	
Governing Body & Public Boards		1975 Property Taxes Collected	125,939.13	Local District School Taxes	
Municipal Clerk		1975 Payments in Lieu of Taxes	11,038.89	Regional & Consolidated School Tax	
Financial Administration	10,500.00	Delinquent Tax & Lien Collections	11,252.03	School Taxes in Municipal Budget	
Assessment of Taxes	11,400.00	Business Personalty Replacement Taxes	4,507,451.97	County Taxes	.59 138,534.13
Collection of Taxes	6,300.00	Taxes from Public Utilities		County Library Taxes	
Planning, Housing & Development	13,980.00	Other Miscellaneous Tax Revenues	4,147.00	Local Municipal Purpose Taxes	-1,880.92
Human Resources		State Aid Revenues		Veteran & Senior Citizen Taxes	.04 9,760.00
Elections		Federal Aid Revenues	36,541.00	Total Taxes for Rate Computation	.63 146,413.21
General Administration (other)	78,100.00	State and Local Fiscal Assistance Act Utilized		Special District Taxes	
JUDICIARY		Sale of Acquired Property	389,412.22	Bank Stock Taxes	1,880.92
Municipal Courts	4,900.00	Other Miscellaneous Revenues	5,085,782.24	Added and Omitted Taxes	445.29
PUBLIC SAFETY		Total	5,085,782.24	Total Taxes Levied - ABSTRACT	138,979.42
Fire Protection	25,600.00	Prior Years Surplus Appropriated		Total Taxes Billed	140,983.87
Police Protection	98,000.00	REVENUES TOTAL	5,085,782.24	1975 TAXES COLLECTED	125,939.13
Civil Defense & Disaster Control	500.00	Reserve For Uncollected Taxes	30,000.00	1975 Taxes Canceled, Abated or Adjusted	401.32
Environmental Inspection & Control	4,200.00	CAPITAL OUTLAY TOTAL	245,156.77	Transfer to Tax Title Liens or Foreclosed	89.00
Other Public Safety				Balance Outstanding Dec. 31, 1975	14,554.42
PUBLIC WORKS				PRIOR YEARS TAXES OUTSTANDING	
Streets and Drainage	323,541.00	Public Enterprises		Balance January 1, 1975	11,354.09
Sewers and Sewage Processing		Recreation—Culture		Collected in 1975	11,038.89
Garbage and Trash Disposal	33,000.00	Public Works		Cancelled, Abated or Adjusted 1975	86.30
Public Buildings and Grounds	71,240.00	Buildings and Grounds	245,156.77	Transfers to Tax Title Liens or Foreclosed	
Other Public Works	9,400.00	Library and Education		Balance December 31, 1975	228.90
HEALTH and WELFARE		Conservation		TAX TITLE LIENS OUTSTANDING	
Health Services Except Environmental	450.00	All Other		Balance January 1, 1975	2,025.81
Welfare-Public Assistance	5,360.00	CAPITAL DEBT AUTHORIZED, DECEMBER 31, 1975		Transfer From Taxes	89.00
Hospitals, Clinics, First Aid	5,000.00	ISSUED AND UNISSUED GROSS DEBT		Redeemed in 1975	
Animal, Insect, & Rodent Control	44,156.35	School	19,000	Cancelled, Abated or Adjusted (1975)	
Other Welfare Services		Self-liquidating		Transfers to Foreclosed Property	
RECREATION and CONSERVATION		Other		Balance December 31, 1975	2,114.81
Beaches and Boardwalks	2,000.00	Total	19,000	PROPERTY ACQUIRED BY DEED OR	
Parks, Playgrounds, Shade Trees		ISSUED AND OUTSTANDING		FORECLOSURE	
Land Reclamation & Conservation		School	19,000.00	Balance January 1, 1975	7,550.00
Other Recreational Services	3,000.00	Self-Liquidating		Transfers From Taxes or Liens	
EDUCATION (excluding schools)		Other		Sale for Cash (1975)	
Libraries	3,360.00	Total	19,000.00	Cancelled, Abated or Adjusted (1975)	
Other Educational Services	738,139.31	EQUALIZED VALUATION BASIS		Balance December 31, 1975	7,550.00
STATUTORY EXPENDITURES		FOR NET DEBT COMPUTATION	15,356,437.00	CURRENT FINANCES DECEMBER 31, 1975	
Pensions & F. I. C. A.	13,000.00	REAL PROPERTY VALUATIONS		ASSETS	
Employee Fringe Benefits	7,500.00	Code Class # of Parcels % VAL'N		Cash Dec. 31, 1975	7,799,845.36
Other Statutory Expenditures		1 Vacant Land 323 1.53	121,225.00	Taxes Receivable	14,783.32
CETA And Other Public Employment Programs		2 Residential 356 37.55	2,981,400.00	Tax Title Liens	2,114.81
MUNICIPAL FUNCTIONS TOTAL	1,512,626.66	3 Farm 397 31.81	2,526,025.00	Foreclosed Property	7,550.00
CAPITAL IMPROVEMENTS *MEMO*	250,000.00	4a Commercial 13 2.29	181,975.00	Emergencies & Other Deferred Charges	85,124.66
DEBT SERVICE		4b Industrial 1 26.82	2,129,600.00	State and Federal Aid Receivable	5,000.00
Principal Payments		4c Apartments		Other Receivables	2,766.14
Interest Payments		Total 1090	7,940,225.00	Total	7,917,184.29
DEFERRED CHARGES	13,279.93	Land Area 47.70 Sq. Miles		LIABILITIES, RESERVES, AND SURPLUS	
SCHOOL, COUNTY, SPECIAL DISTRICT TAXES	138,534.13	Net Valuation Taxable-Municipal	8,266,915.00	Cash Liabilities	350,215.71
RESERVE FOR UNCOLLECTED TAXES	30,000.00	Net Valuation Taxable-County	14,855,671.00	Reserves for Receivables	27,214.27
EXPENDITURES TOTAL	1,694,440.72	State Equalized Valuation	23,071,534.00	Surplus Dec. 31, 1975	7,539,754.31
		State Equalization Ratio	34.91	Total	7,917,184.29

0317

Population 1970 **3,980**
 Population 1975 **4,610**
 S & P Rating
 Moody Rating

General Tax Rate Per \$100. **2.66**
 State Equalized Tax Rate **2.53**

LUMBERTON TOWNSHIP — BURLINGTON CO.
Form of Government:
Township Committee
Number of Members on Governing Body 3

PER CAPITA: **136.44**
 Gross Debt **23.80**
 Net Debt **.69**
 Debt Service **338.14**
 Total Tax Levy **206.79**
 Municipal Expenditures

PER CENT: **1.30**
 Gross Debt **.23**
 Net Debt **87.78**
 Tax Levy Collected **5.93**
 Tax Levy Cancelled, Abated or Adjusted

EXPENDITURES		REVENUES-REALIZED		1975 PROPERTY TAX	
GENERAL GOVERNMENT				STATE EQUALIZED TAX RATE	
Governing Body & Public Boards		1975 Property Taxes Collected	1,375,027.10	Local District School Taxes 1.06	642,192.00
Municipal Clerk		1975 Payments in Lieu of Taxes		Regional & Consolidated School Tax .70	426,686.94
Financial Administration	12,400.00	Delinquent Tax & Lien Collections	111,591.06	School Taxes in Municipal Budget	
Assessment of Taxes	12,200.00	Business Personalty Replacement Taxes	68,498.86	County Taxes	.52
Collection of Taxes	7,000.00	Taxes from Public Utilities	419,153.42	County Library Taxes	.02
Planning, Housing & Development	23,225.00	Other Miscellaneous Tax Revenues		Local Municipal Purpose Taxes	.20
Human Resources		State Aid Revenues	2,447.00	Veteran & Senior Citizen Taxes	.03
Elections		Federal Aid Revenues	25,686.29	Total Taxes for Rate Computation	2.53
General Administration (other)	104,900.00	State and Local Fiscal Assistance Act Utilized	119,250.00	Special District Taxes	
JUDICIARY		Sale of Acquired Property		Bank Stock Taxes	1,405.95
Municipal Courts	19,000.00	Other Miscellaneous Revenues	125,345.19	Added and Omitted Taxes	42,560.59
PUBLIC SAFETY		Total	2,246,998.92	Total Taxes Levied - ABSTRACT	1,558,814.70
Fire Protection	21,500.00	Prior Years Surplus Appropriated	365,000.00	Total Taxes Billed	1,566,428.44
Police Protection	196,000.00	REVENUES TOTAL	2,611,998.92	1975 TAXES COLLECTED	1,375,027.10
Civil Defense & Disaster Control	4,000.00	Reserve For Uncollected Taxes	180,659.52	1975 Taxes Cancelled, Abated or Adjusted	92,844.37
Environmental Inspection & Control	15,900.00	CAPITAL OUTLAY TOTAL	6,000.00	Transfer to Tax Title Liens or Foreclosed	4,884.81
Other Public Safety				Balance Outstanding Dec. 31, 1975	93,672.16
PUBLIC WORKS				PRIOR YEARS TAXES OUTSTANDING	
Streets and Drainage	106,940.00	Public Enterprises		Balance January 1, 1975	117,404.92
Sewers and Sewage Processing	1,000.00	Recreation—Culture		Collected in 1975	111,591.06
Garbage and Trash Disposal	78,000.00	Public Works		Cancelled, Abated or Adjusted 1975	209.22
Public Buildings and Grounds	36,325.00	Buildings and Grounds	6,000.00	Transfers to Tax Title Liens or Foreclosed	3,546.90
Other Public Works		Library and Education		Balance December 31, 1975	2,057.74
HEALTH and WELFARE		Conservation		TAX TITLE LIENS OUTSTANDING	
Health Services Except Environmental	1,400.00	All Other		Balance January 1, 1975	10,286.88
Welfare-Public Assistance	3,000.00	CAPITAL DEBT AUTHORIZED, DECEMBER 31, 1975		Transfer From Taxes	8,612.32
Hospitals, Clinics, First Aid		ISSUED AND UNISSUED GROSS DEBT		Redeemed in 1975	
Animal, Insect, & Rodent Control	200.00	School	519,266	Cancelled, Abated or Adjusted (1975)	
Other Welfare Services		Self-liquidating		Transfers to Foreclosed Property	
RECREATION and CONSERVATION		Other	109,700	Balance December 31, 1975	18,899.20
Beaches and Boardwalks		Total	628,966	PROPERTY ACQUIRED BY DEED OR	
Parks, Playgrounds, Shade Trees	50,500.00	ISSUED AND OUTSTANDING		FORECLOSURE	
Land Reclamation & Conservation		School	519,265.00	Balance January 1, 1975	5,800.00
Other Recreational Services	1,000.00	Self-liquidating		Transfers From Taxes or Liens	
EDUCATION (excluding schools)		Other	47,000.00	Sale for Cash (1975)	
Libraries		Total	566,265.00	Cancelled, Abated or Adjusted (1975)	
Other Educational Services		EQUALIZED VALUATION BASIS		Balance December 31, 1975	5,800.00
STATUTORY EXPENDITURES		FOR NET DEBT COMPUTATION	48,427,193.33	CURRENT FINANCES DECEMBER 31, 1975	
Pensions & F. I. C. A.	34,100.00	REAL PROPERTY VALUATIONS		ASSETS	
Employee Fringe Benefits		Code Class # of Parcels % VAL'N		Cash Dec. 31, 1975	952,610.15
Other Statutory Expenditures		1 Vacant Land 210 2.57	1,468,224.00	Taxes Receivable	95,729.90
CETA And Other Public Employment Programs	29,516.00	2 Residential 910 43.36	24,779,700.00	Tax Title Liens	18,899.20
MUNICIPAL FUNCTIONS TOTAL	758,106.00	3 Farm 170 6.75	3,858,120.00	Foreclosed Property	5,800.00
CAPITAL IMPROVEMENTS *MEMO*		4a Commercial 104 31.01	17,720,550.00	Emergencies & Other Deferred Charges	24,540.00
DEBT SERVICE		4b Industrial 6 1.95	1,115,600.00	State and Federal Aid Receivable	271.97
Principal Payments		4c Apartments 7 14.36	8,208,300.00	Other Receivables	45,861.96
Interest Payments	3,200.00	Total 1407	57,150,494.00	Total	1,143,713.18
DEFERRED CHARGES	11,346.48	Land Area 13.34 Sq. Miles		LIABILITIES, RESERVES, AND SURPLUS	
SCHOOL, COUNTY, SPECIAL DISTRICT TAXES	1,394,254.11	Net Valuation Taxable-Municipal	57,717,840.00	Cash Liabilities	442,718.98
RESERVE FOR UNCOLLECTED TAXES	180,659.52	Net Valuation Taxable-County	51,829,021.00	Reserves for Receivables	166,291.06
EXPENDITURES TOTAL	2,347,566.11	State Equalized Valuation	60,575,116.00	Surplus Dec. 31, 1975	534,703.14
		State Equalization Ratio	95.24	Total	1,143,713.18

0232

Population 1970 **22,770**
 Population 1975 **23,050**
 S & P Rating
 Moody Rating

General Tax Rate Per \$100. **2.45**
 State Equalized Tax Rate **1.76**

LYNDHURST TOWNSHIP -- BERGEN COUNTY

Form of Government:

Commission (1911)

Number of Members on Governing Body 5

PER CAPITA:

Gross Debt **57.65**
 Net Debt **40.44**
 Debt Service **4.49**
 Total Tax Levy **264.28**
 Municipal Expenditures **138.35**

PER CENT:

Gross Debt **.42**
 Net Debt **.30**
 Tax Levy Collected **97.88**
 Tax Levy Cancelled, Abated or Adjusted **.15**

EXPENDITURES		REVENUES-REALIZED		1975 PROPERTY TAX	
GENERAL GOVERNMENT				STATE EQUALIZED TAX RATE \rightarrow	
Governing Body & Public Boards				Local District School Taxes .89	3,135,423.00
Municipal Clerk	40,975.00	1975 Property Taxes Collected 5,986,124.48		Regional & Consolidated School Tax	
Financial Administration	9,500.00	1975 Payments in Lieu of Taxes		School Taxes in Municipal Budget	
Assessment of Taxes	53,503.00	Delinquent Tax & Lien Collections 94,761.42		County Taxes .37	1,309,584.36
Collection of Taxes	87,850.00	Business Personalty Replacement Taxes 388,787.78		County Library Taxes	
Planning, Housing & Development	15,225.00	Taxes from Public Utilities 337,023.65		Local Municipal Purpose Taxes .45	1,587,620.17
Human Resources		Other Miscellaneous Tax Revenues		Veteran & Senior Citizen Taxes .04	144,530.00
Elections		State Aid Revenues 84,108.49		Total Taxes for Rate Computation 1.75	6,177,157.53
General Administration (other)	136,225.00	Federal Aid Revenues 73,547.48		Special District Taxes	
JUDICIARY		State and Local Fiscal Assistance Act Utilized 103,250.00		Bank Stock Taxes	11,460.72
Municipal Courts	28,050.00	Sale of Acquired Property 4,800.00		Added and Omitted Taxes	47,562.81
PUBLIC SAFETY		Other Miscellaneous Revenues 251,033.81		Total Taxes Levied - ABSTRACT	6,091,651.06
Fire Protection	48,200.00	Total 7,323,437.11		Total Taxes Billed	6,115,916.83
Police Protection	1,010,211.00	Prior Years Surplus Appropriated 292,193.52		1975 TAXES COLLECTED	5,986,124.48
Civil Defense & Disaster Control	8,600.00	REVENUES TOTAL 7,615,630.63		1975 Taxes Cancelled, Abated or Adjusted	9,228.72
Environmental Inspection & Control	32,450.00	Reserve For Uncollected Taxes 236,791.68		Transfer to Tax Title Liens or Foreclosed	2,496.55
Other Public Safety		CAPITAL OUTLAY TOTAL 280,173.27		Balance Outstanding Dec. 31, 1975	118,067.08
PUBLIC WORKS				PRIOR YEARS TAXES OUTSTANDING	
Streets and Drainage	340,725.00	Public Enterprises 594.34		Balance January 1, 1975	266,772.18
Sewers and Sewage Processing	143,908.00	Recreation—Culture 19,525.94		Collected in 1975	92,694.01
Garbage and Trash Disposal	230,025.00	Public Works 251,896.91		Cancelled, Abated or Adjusted 1975	
Public Buildings and Grounds	35,750.00	Buildings and Grounds 8,156.08		Transfers to Tax Title Liens or Foreclosed	
Other Public Works		Library and Education		Balance December 31, 1975	174,078.17
HEALTH and WELFARE		Conservation		TAX TITLE LIENS OUTSTANDING	
Health Services Except Environmental	82,700.00	All Other		Balance January 1, 1975	10,435.09
Welfare-Public Assistance	15,450.00	CAPITAL DEBT AUTHORIZED, DECEMBER 31, 1975		Transfer From Taxes	2,496.55
Hospitals, Clinics, First Aid		ISSUED AND UNISSUED GROSS DEBT NET DEBT		Redeemed in 1975	2,067.41
Animal, Insect, & Rodent Control		School 79,710		Cancelled, Abated or Adjusted (1975)	
Other Welfare Services		Self-liquidating 1,249,087		Transfers to Foreclosed Property	
RECREATION and CONSERVATION		Other 1,328,797		Balance December 31, 1975	10,864.23
Beaches and Boardwalks		Total 1,328,797		PROPERTY ACQUIRED BY DEED OR FORECLOSURE	
Parks, Playgrounds, Shade Trees	95,000.00	ISSUED AND OUTSTANDING		Balance January 1, 1975	3,171,000.00
Land Reclamation & Conservation		School		Transfers From Taxes or Liens	
Other Recreational Services	38,200.00	Self-Liquidating		Sale for Cash (1975)	4,800.00
EDUCATION (excluding schools)		Other		Cancelled, Abated or Adjusted (1975)	6,600.00
Libraries	64,405.00	Total 659,339.00		Balance December 31, 1975	3,159,600.00
Other Educational Services		EQUALIZED VALUATION BASIS		CURRENT FINANCES DECEMBER 31, 1975	
STATUTORY EXPENDITURES		FOR NET DEBT COMPUTATION 313,163,762.33		ASSETS	
Pensions & F. I. C. A.	170,400.00	REAL PROPERTY VALUATIONS		Cash Dec. 31, 1975	739,443.74
Employee Fringe Benefits	39,650.00	Code Class # of Parcels % VAL'N		Taxes Receivable	292,145.25
Other Statutory Expenditures		1 Vacant Land 208 6.08		Tax Title Liens	10,864.23
CETA And Other Public Employment Programs	98,760.00	2 Residential 4748 58.91		Foreclosed Property	3,159,600.00
MUNICIPAL FUNCTIONS TOTAL	2,825,762.00	3 Farm		Emergencies & Other Deferred Charges	
CAPITAL IMPROVEMENTS * MEMO*	27,250.00	4a Commercial 314 9.16		State and Federal Aid Receivable	129,296.77
DEBT SERVICE		4b Industrial 97 23.49		Other Receivables	30,072.96
Principal Payments	100,000.00	4c Apartments 44 2.37		Total	4,361,422.95
Interest Payments	3,500.00	Total 5411		LIABILITIES, RESERVES, AND SURPLUS	
DEFERRED CHARGES	23,022.96	Land Area 4.70 Sq. Miles		Cash Liabilities	542,512.90
SCHOOL, COUNTY, SPECIAL DISTRICT TAXES	4,445,007.36	Net Valuation Taxable-Municipal		Reserves for Receivables	3,492,682.44
RESERVE FOR UNCOLLECTED TAXES	236,791.68	Net Valuation Taxable-County		Surplus Dec. 31, 1975	326,227.61
EXPENDITURES TOTAL	7,634,084.00	State Equalized Valuation		Total	4,361,422.95
		State Equalization Ratio 71.94			

1417

Population 1970 **16,730**
 Population 1975 **16,980**
 S & P Rating
 Moody Rating **A-1**

General Tax Rate Per \$100. **5.37**
 State Equalized Tax Rate **3.23**

MADISON BOROUGH — MORRIS COUNTY

Form of Government:

Borough Council

Number of Members on Governing Body 6

PER CAPITA:
 Gross Debt **528.13**
 Net Debt **236.96**
 Debt Service **17.75**
 Total Tax Levy **475.46**
 Municipal Expenditures **252.17**

PER CENT:
 Gross Debt **3.90**
 Net Debt **1.75**
 Tax Levy Collected **97.88**
 Tax Levy Cancelled, Abated or Adjusted **.11**

EXPENDITURES		REVENUES-REALIZED		1975 PROPERTY TAX	
GENERAL GOVERNMENT				STATE EQUALIZED TAX RATE 2.00	5,021,419.60
Governing Body & Public Boards		1975 Property Taxes Collected	7,903,811.69	Local District School Taxes	
Municipal Clerk		1975 Payments in Lieu of Taxes	136,519.73	Regional & Consolidated School Tax	
Financial Administration	3,650.00	Delinquent Tax & Lien Collections	124,931.15	School Taxes in Municipal Budget	
Assessment of Taxes	18,305.00	Business Personalty Replacement Taxes	179,925.73	County Taxes	.44
Collection of Taxes	19,145.00	Taxes from Public Utilities	55,968.35	County Library Taxes	
Planning, Housing & Development	19,145.00	Other Miscellaneous Tax Revenues	12,085.01	Local Municipal Purpose Taxes	.76
Human Resources		State Aid Revenues	163,181.62	Veteran & Senior Citizen Taxes	.03
Elections	3,800.00	Federal Aid Revenues	1,043,878.52	Total Taxes for Rate Computation	3.23
General Administration (other)	345,606.80	State and Local Fiscal Assistance Act Utilized	9,620,301.80	Special District Taxes	
JUDICIARY		Sale of Acquired Property	745,000.00	Bank Stock Taxes	13,009.43
Municipal Courts	18,550.00	Other Miscellaneous Revenues	1,043,878.52	Added and Omitted Taxes	33,068.91
PUBLIC SAFETY		Total	9,620,301.80	Total Taxes Levied - ABSTRACT	8,073,230.87
Fire Protection	214,840.00	Prior Years Surplus Appropriated	745,000.00	Total Taxes Billed	8,074,693.10
Police Protection	681,690.00	REVENUES TOTAL	10,365,301.80	1975 TAXES COLLECTED	7,903,811.69
Civil Defense & Disaster Control	3,100.00	Reserve For Uncollected Taxes	566,044.00	1975 Taxes Cancelled, Abated or Adjusted	9,134.19
Environmental Inspection & Control	11,460.00	CAPITAL OUTLAY TOTAL	349,311.01	Transfer to Tax Title Liens or Foreclosed	18,193.56
Other Public Safety		Public Enterprises	99,826.77	Balance Outstanding Dec. 31, 1975	143,553.66
PUBLIC WORKS		Recreation—Culture	11,645.62	PRIOR YEARS TAXES OUTSTANDING	
Streets and Drainage	336,130.00	Public Works	206,796.63	Balance January 1, 1975	143,471.52
Sewers and Sewage Processing	212,634.00	Buildings and Grounds	31,041.99	Collected in 1975	129,130.76
Garbage and Trash Disposal	315,917.00	Library and Education		Cancelled, Abated or Adjusted 1975	
Public Buildings and Grounds	120,520.00	Conservation		Transfers to Tax Title Liens or Foreclosed	6,893.40
Other Public Works		All Other		Balance December 31, 1975	7,447.36
HEALTH and WELFARE		CAPITAL DEBT AUTHORIZED, DECEMBER 31, 1975		TAX TITLE LIENS OUTSTANDING	
Health Services Except Environmental	200,616.16	ISSUED AND UNISSUED		Balance January 1, 1975	26,286.76
Welfare-Public Assistance	5,570.00	School	2,192,000	Transfer From Taxes	26,079.39
Hospitals, Clinics, First Aid		Self-liquidating	2,568,600	Redeemed in 1975	7,388.97
Animal, Insect, & Rodent Control	6,750.00	Other	4,207,000	Cancelled, Abated or Adjusted (1975)	
Other Welfare Services		Total	8,967,600	Transfers to Foreclosed Property	
RECREATION and CONSERVATION		ISSUED AND OUTSTANDING		Balance December 31, 1975	44,977.18
Beaches and Boardwalks		School	2,192,000.00	PROPERTY ACQUIRED BY DEED OR	
Parks, Playgrounds, Shade Trees	183,330.00	Self-Liquidating	2,194,100.00	FORECLOSURE	
Land Reclamation & Conservation	7,043.95	Other	3,508,400.00	Balance January 1, 1975	29,850.00
Other Recreational Services	65,894.00	Total	7,894,500.00	Transfers From Taxes or Liens	
EDUCATION (excluding schools)		EQUALIZED VALUATION BASIS		Sale for Cash (1975)	
Libraries	282,594.00	FOR NET DEBT COMPUTATION	230,184,343.33	Cancelled, Abated or Adjusted (1975)	
Other Educational Services	7,300.00	REAL PROPERTY VALUATIONS		Balance December 31, 1975	29,850.00
STATUTORY EXPENDITURES		Code Class # of Parcels % VAL'N		CURRENT FINANCES DECEMBER 31, 1975	
Pensions & F. I. C. A.	209,900.00	1 Vacant Land 282 2.27	3,374,050.00	ASSETS	
Employee Fringe Benefits	55,750.00	2 Residential 3657 78.49	116,486,860.00	Cash Dec. 31, 1975	943,665.12
Other Statutory Expenditures		3 Farm 3 .02	34,300.00	Taxes Receivable	151,001.02
CETA And Other Public Employment Programs	15,425.00	4a Commercial 168 14.78	21,932,410.00	Tax Title Liens	44,977.18
MUNICIPAL FUNCTIONS TOTAL	3,364,665.91	4b Industrial 4 .14	210,900.00	Foreclosed Property	29,850.00
CAPITAL IMPROVEMENTS *MEMO*	115,000.00	4c Apartments 16 4.30	6,378,030.00	Emergencies & Other Deferred Charges	40,448.00
DEBT SERVICE		Total 4130	148,416,550.00	State and Federal Aid Receivable	
Principal Payments	135,000.00	Land Area 4.20 Sq. Miles		Other Receivables	566.66
Interest Payments	166,456.00	Net Valuation Taxable-Municipal	150,886,494.00	Total	1,210,507.98
DEFERRED CHARGES	49,709.74	Net Valuation Taxable-County	270,065,487.00	LIABILITIES, RESERVES, AND SURPLUS	
SCHOOL, COUNTY, SPECIAL DISTRICT TAXES	6,135,222.08	State Equalized Valuation	248,939,924.00	Cash Liabilities	336,464.96
RESERVE FOR UNCOLLECTED TAXES	566,044.00	State Equalization Ratio	60.24	Reserves for Receivables	226,394.86
EXPENDITURES TOTAL	10,417,097.73			Surplus Dec. 31, 1975	647,648.16

0423

Population 1970 **5,910**
 Population 1975 **6,230**
 S & P Rating
 Moody Rating

General Tax Rate Per \$100. **6.40**
 State Equalized Tax Rate **3.68**

MAGNOLIA BOROUGH — CAMDEN COUNTY

Form of Government:

Borough Council

Number of Members on Governing Body 6.

PER CAPITA:

Gross Debt **118.14**
 Net Debt **43.89**
 Debt Service **4.67**
 Total Tax Levy **255.22**
 Municipal Expenditures **107.70**

PER CENT:

Gross Debt **1.80**
 Net Debt **.67**
 Tax Levy Collected **96.25**
 Tax Levy Cancelled, Abated or Adjusted **1.10**

EXPENDITURES		REVENUES-REALIZED		1975 PROPERTY TAX	
GENERAL GOVERNMENT				STATE EQUALIZED TAX RATE	
Governing Body & Public Boards		1975 Property Taxes Collected	1,530,441.02	Local District School Taxes	1.12
Municipal Clerk		1975 Payments in Lieu of Taxes		Regional & Consolidated School Tax	.68
Financial Administration	13,100.00	Delinquent Tax & Lien Collections	58,019.67	School Taxes in Municipal Budget	
Assessment of Taxes	6,230.73	Business Personalty Replacement Taxes	22,333.08	County Taxes	1.11
Collection of Taxes	12,850.00	Taxes from Public Utilities	113,196.22	County Library Taxes	.03
Planning, Housing & Development	2,533.73	Other Miscellaneous Tax Revenues		Local Municipal Purpose Taxes	.67
Human Resources	1,000.00	State Aid Revenues	1,967.10	Veteran & Senior Citizen Taxes	.07
Elections	1,550.00	Federal Aid Revenues	56,969.56	Total Taxes for Rate Computation	3.68
General Administration (other)	54,286.00	State and Local Fiscal Assistance Act Utilized	45,638.67	Special District Taxes	
JUDICIARY		Sale of Acquired Property		Bank Stock Taxes	1,471.85
Municipal Courts	8,919.27	Other Miscellaneous Revenues	38,386.96	Added and Omitted Taxes	34,227.64
PUBLIC SAFETY		Total	1,866,952.28	Total Taxes Levied - ABSTRACT	1,590,040.63
Fire Protection	21,841.99	Prior Years Surplus Appropriated	120,836.00	Total Taxes Billed	1,590,000.53
Police Protection	115,952.00	REVENUES	1,987,788.28	1975 TAXES COLLECTED	1,530,441.02
Civil Defense & Disaster Control	150.00	Reserve For Uncollected Taxes	81,559.42	1975 Taxes Cancelled, Abated or Adjusted	1,665.50
Environmental Inspection & Control	1,000.00	CAPITAL OUTLAY	17,230.95	Transfer to Tax Title Liens or Foreclosed	3,849.60
Other Public Safety		TOTAL	17,230.95	Balance Outstanding Dec. 31, 1975	54,044.41
PUBLIC WORKS				PRIOR YEARS TAXES OUTSTANDING	
Streets and Drainage	152,947.00	Public Enterprises		Balance January 1, 1975	51,524.56
Sewers and Sewage Processing		Recreation—Culture		Collected in 1975	50,287.71
Garbage and Trash Disposal	34,730.00	Public Works	17,230.95	Cancelled, Abated or Adjusted 1975	2.71
Public Buildings and Grounds	17,400.00	Buildings and Grounds		Transfers to Tax Title Liens or Foreclosed	1,233.10
Other Public Works		Library and Education		Balance December 31, 1975	1.04
HEALTH and WELFARE		Conservation		TAX TITLE LIENS OUTSTANDING	
Health Services Except Environmental	3,175.00	All Other		Balance January 1, 1975	9,597.31
Welfare-Public Assistance	2,250.00	CAPITAL DEBT AUTHORIZED, DECEMBER 31, 1975		Transfer From Taxes	5,226.90
Hospitals, Clinics, First Aid		ISSUED AND UNISSUED		Redeemed in 1975	7,731.96
Animal, Insect, & Rodent Control		School	462,556	Cancelled, Abated or Adjusted (1975)	
Other Welfare Services		Self-liquidating		Transfers to Foreclosed Property	
RECREATION and CONSERVATION		Other	273,447	Balance December 31, 1975	7,092.25
Beaches and Boardwalks		Total	736,003	PROPERTY ACQUIRED BY DEED OR	
Parks, Playgrounds, Shade Trees	11,045.00	ISSUED AND OUTSTANDING		FORECLOSURE	
Land Reclamation & Conservation		School	462,556.00	Balance January 1, 1975	39,500.00
Other Recreational Services		Self-liquidating		Transfers From Taxes or Liens	
EDUCATION (excluding schools)		Other	215,250.00	Sale for Cash (1975)	
Libraries	4,980.00	Total	677,806.00	Cancelled, Abated or Adjusted (1975)	
Other Educational Services		EQUALIZED VALUATION BASIS		Balance December 31, 1975	39,500.00
STATUTORY EXPENDITURES		FOR NET DEBT COMPUTATION	40,872,628.67	CURRENT FINANCES DECEMBER 31, 1975	
Pensions & F. I. C. A.	18,886.63	REAL PROPERTY VALUATIONS		ASSETS	
Employee Fringe Benefits	9,672.00	Code Class # of Parcels % VAL'N		Cash Dec. 31, 1975	382,522.11
Other Statutory Expenditures		1 Vacant Land 330 2.51	617,000.00	Taxes Receivable	54,045.45
CETA And Other Public Employment Programs	64,184.00	2 Residential 1304 69.00	16,994,875.00	Tax Title Liens	7,092.25
MUNICIPAL FUNCTIONS	558,683.35	3 Farm		Foreclosed Property	39,500.00
CAPITAL IMPROVEMENTS	5,000.00	4a Commercial 90 10.61	2,614,017.00	Emergencies & Other Deferred Charges	2,126.69
DEBT SERVICE		4b Industrial 5 9.57	2,357,800.00	State and Federal Aid Receivable	5,412.00
Principal Payments	15,000.00	4c Apartments 5 8.31	2,045,810.00	Other Receivables	12,199.22
Interest Payments	14,123.64	Total 1734	24,629,502.00	Total	502,897.72
DEFERRED CHARGES	1,629.59	Land Area .98 Sq. Miles		LIABILITIES, RESERVES, AND SURPLUS	
SCHOOL, COUNTY, SPECIAL DISTRICT TAXES	1,267,112.99	Net Valuation Taxable-Municipal	24,773,777.00	Cash Liabilities	206,642.27
RESERVE FOR UNCOLLECTED TAXES	81,559.42	Net Valuation Taxable-County	44,221,600.00	Reserves for Receivables	112,836.92
EXPENDITURES	1,938,108.99	State Equalized Valuation	42,970,743.00	Surplus Dec. 31, 1975	183,418.53
		State Equalization Ratio	57.51	Total	502,897.72

0233

Population 1970 10,870
 Population 1975 11,345
 S & P Rating
 Moody Rating A

General Tax Rate Per \$100. 2.41
 State Equalized Tax Rate 2.43

MAHWAH TOWNSHIP — BERGEN COUNTY
 Form of Government:
 Township Committee
 Number of Members on Governing Body 5

PER CAPITA:
 Gross Debt 833.27
 Net Debt 159.38
 Debt Service 7.00
 Total Tax Levy 663.45
 Municipal Expenditures 282.89

PER CENT:
 Gross Debt 3.56
 Net Debt .68
 Tax Levy Collected 92.27
 Tax Levy Cancelled, Abated or Adjusted 66

EXPENDITURES		REVENUES-REALIZED		1975 PROPERTY TAX	
GENERAL GOVERNMENT				STATE EQUALIZED TAX RATE → 1.59	
Governing Body & Public Boards		1975 Property Taxes Collected	6,965,505.94	Local District School Taxes	4,933,096.00
Municipal Clerk		1975 Payments in Lieu of Taxes		Regional & Consolidated School Tax	
Financial Administration	22,721.75	Delinquent Tax & Lien Collections	387,822.77	School Taxes in Municipal Budget	
Assessment of Taxes	26,685.89	Business Personalty Replacement Taxes	323,544.94	County Taxes	1,143,499.80
Collection of Taxes	29,815.00	Taxes from Public Utilities	621,047.60	County Library Taxes	
Planning, Housing & Development	40,685.53	Other Miscellaneous Tax Revenues		Local Municipal Purpose Taxes	1,413,597.01
Human Resources	8,400.00	State Aid Revenues	9,858.30	Veteran & Senior Citizen Taxes	53,010.00
Elections		Federal Aid Revenues	2,159.44	Total Taxes for Rate Computation	7,543,202.81
General Administration (other)	271,217.60	State and Local Fiscal Assistance Act Utilized	150,499.82	Special District Taxes	
JUDICIARY		Sale of Acquired Property		Bank Stock Taxes	7,083.44
Municipal Courts	22,143.00	Other Miscellaneous Revenues	268,074.00	Added and Omitted Taxes	29,536.19
PUBLIC SAFETY		Total	8,728,512.81	Total Taxes Levied - ABSTRACT	7,526,812.44
Fire Protection	131,700.00	Prior Years Surplus Appropriated	510,000.00	Total Taxes Billed	7,548,811.89
Police Protection	737,333.00	REVENUES TOTAL	9,238,512.81	1975 TAXES COLLECTED	6,965,505.94
Civil Defense & Disaster Control	6,886.68	Reserve For Uncollected Taxes	584,952.00	1975 Taxes Cancelled, Abated or Adjusted	49,970.22
Environmental Inspection & Control		CAPITAL OUTLAY TOTAL	712,803.86	Transfer to Tax Title Liens or Foreclosed	17,546.51
Other Public Safety		Public Enterprises	501,498.05	Balance Outstanding Dec. 31, 1975	515,789.22
PUBLIC WORKS		Recreation—Culture	13,754.88	PRIOR YEARS TAXES OUTSTANDING	
Streets and Drainage	392,213.05	Public Works	56,394.10	Balance January 1, 1975	399,388.85
Sewers and Sewage Processing	38,900.00	Buildings and Grounds	141,156.83	Collected in 1975	386,607.50
Garbage and Trash Disposal	289,844.00	Library and Education		Cancelled, Abated or Adjusted 1975	
Public Buildings and Grounds	93,817.03	Conservation		Transfers to Tax Title Liens or Foreclosed	7,761.20
Other Public Works		All Other		Balance December 31, 1975	5,020.15
HEALTH and WELFARE		CAPITAL DEBT AUTHORIZED, DECEMBER 31, 1975		TAX TITLE LIENS OUTSTANDING	
Health Services Except Environmental	57,501.53	ISSUED AND UNISSUED		Balance January 1, 1975	14,526.57
Welfare-Public Assistance	9,220.00	School	6,122,000	Transfer From Taxes	26,263.42
Hospitals, Clinics, First Aid		Self-liquidating	1,748,000	Redeemed in 1975	1,215.27
Animal, Insect, & Rodent Control		Other	1,583,400	Cancelled, Abated or Adjusted (1975)	
Other Welfare Services		Total	9,453,400	Transfers to Foreclosed Property	
RECREATION and CONSERVATION		ISSUED AND OUTSTANDING		Balance December 31, 1975	39,574.72
Beaches and Boardwalks	111,976.61	School	5,675,000.00	PROPERTY ACQUIRED BY DEED OR FORECLOSURE	
Parks, Playgrounds, Shade Trees	17,200.00	Self-Liquidating	1,748,000.00	Balance January 1, 1975	
Land Reclamation & Conservation	7,250.00	Other	877,000.00	Transfers From Taxes or Liens	
Other Recreational Services		Total	8,300,000.00	Sale for Cash (1975)	
EDUCATION (excluding schools)		EQUALIZED VALUATION BASIS		Cancelled, Abated or Adjusted (1975)	
Libraries	65,000.00	FOR NET DEBT COMPUTATION	265,670,936.33	Balance December 31, 1975	
Other Educational Services		REAL PROPERTY VALUATIONS		CURRENT FINANCES DECEMBER 31, 1975	
STATUTORY EXPENDITURES		Code Class # of Parcels % VAL'N		ASSETS	
Pensions & F. I. C. A.	111,537.28	1 Vacant Land 805 2.42	28,126,200.00	Cash Dec. 31, 1975	1,154,437.13
Employee Fringe Benefits		2 Residential 2782 52.49	156,814,500.00	Taxes Receivable	520,809.37
Other Statutory Expenditures		3 Farm 48 .74	2,213,300.00	Tax Title Liens	39,574.72
CETA And Other Public Employment Programs	2,839.30	4a Commercial 117 8.81	26,318,400.00	Foreclosed Property	
MUNICIPAL FUNCTIONS		4b Industrial 44 25.82	77,136,100.00	Emergencies & Other Deferred Charges	208,792.00
CAPITAL IMPROVEMENTS		4c Apartments 7 2.72	8,127,500.00	State and Federal Aid Receivable	
DEBT SERVICE		Total 3803	298,736,000.00	Other Receivables	38,005.80
Principal Payments	25,000.00	Land Area 25.70 Sq. Miles		Total	1,961,619.02
Interest Payments	54,460.42	Net Valuation Taxable-Municipal	313,871,118.00	LIABILITIES, RESERVES AND SURPLUS	
DEFERRED CHARGES		Net Valuation Taxable-County	294,859,660.00	Cash Liabilities	467,260.88
SCHOOL, COUNTY, SPECIAL DISTRICT TAXES	6,076,595.80	State Equalized Valuation	310,734,928.00	Reserves for Receivables	598,389.89
RESERVE FOR UNCOLLECTED TAXES	584,952.00	State Equalization Ratio	101.17	Surplus Dec. 31, 1975	895,968.25
EXPENDITURES				Total	1,961,619.02
TOTAL	9,286,035.29				

1326

Population 1970 **14,090**
 Population 1975 **15,690**
 S & P Rating
 Moody Rating **BAA**

General Tax Rate Per \$100. **4.79**
 State Equalized Tax Rate **3.53**

MANALAPAN TOWNSHIP — MONMOUTH COUNTY

Form of Government:

Township Committee

Number of Members on Governing Body 5

PER CAPITA:

Gross Debt **610.03**
 Net Debt **141.07**
 Debt Service **8.54**
 Total Tax Levy **486.69**
 Municipal Expenditures **141.66**

PER CENT:

Gross Debt **5.19**
 Net Debt **1.20**
 Tax Levy Collected **94.28**
 Tax Levy Cancelled, Abated or Adjusted **39**

EXPENDITURES		REVENUES-REALIZED		1975 PROPERTY TAX	
GENERAL GOVERNMENT				STATE EQUALIZED TAX RATE →	
Governing Body & Public Boards	36,970.00	1975 Property Taxes Collected	7,208,846.45	Local District School Taxes.	
Municipal Clerk	16,900.00	1975 Payments in Lieu of Taxes		Regional & Consolidated School Tax	2.80
Financial Administration	74,955.00	Delinquent Tax & Lien Collections	336,333.79	School Taxes in Municipal Budget	
Assessment of Taxes	36,920.00	Business Personalty Replacement Taxes	57,686.12	County Taxes	.59
Collection of Taxes	16,310.00	Taxes from Public Utilities	536,087.69	County Library Taxes	.02
Planning, Housing & Development	59,085.00	Other Miscellaneous Tax Revenues		Local Municipal Purpose Taxes	.08
Human Resources	8,000.00	State Aid Revenues	1,799.50	Veteran & Senior Citizen Taxes	.03
Elections	3,700.00	Federal Aid Revenues	8,406.49	Total Taxes for Rate Computation	3.52
General Administration (other)	232,493.66	State and Local Fiscal Assistance Act Utilized	152,670.00	Special District Taxes	
JUDICIARY		Sale of Acquired Property		Bank Stock Taxes	
Municipal Courts	34,190.00	Other Miscellaneous Revenues	220,683.88	Added and Omitted Taxes	
PUBLIC SAFETY		Total	8,522,513.92	Total Taxes Levied - ABSTRACT	7,636,112.05
Fire Protection		Prior Years Surplus Appropriated	820,000.00	Total Taxes Billed	7,646,200.26
Police Protection	471,497.00	REVENUES TOTAL	9,342,513.92	1975 TAXES COLLECTED	7,208,846.45
Civil Defense & Disaster Control	100.00	Reserve For Uncollected Taxes	334,383.20	1975 Taxes Cancelled, Abated or Adjusted	29,476.84
Environmental Inspection & Control	12,000.00	CAPITAL OUTLAY TOTAL	236,399.05	Transfer to Tax Title Liens or Foreclosed	51,883.85
Other Public Safety				Balance Outstanding Dec. 31, 1975	355,993.12
PUBLIC WORKS				PRIOR YEARS TAXES OUTSTANDING	
Streets and Drainage	329,500.00	Public Enterprises		Balance January 1, 1975.	319,406.98
Sewers and Sewage Processing	1,800.00	Recreation—Culture	175.00	Collected in 1975	309,287.57
Garbage and Trash Disposal	6,500.00	Public Works	127,633.63	Cancelled, Abated or Adjusted 1975	2,629.16
Public Buildings and Grounds	59,330.00	Buildings and Grounds	108,590.42	Transfers to Tax Title Liens or Foreclosed	6,023.64
Other Public Works		Library and Education		Balance December 31, 1975	1,466.61
HEALTH and WELFARE		Conservation		TAX TITLE LIENS OUTSTANDING	
Health Services Except Environmental	31,550.00	All Other		Balance January 1, 1975	86,132.59
Welfare-Public Assistance	13,000.00	CAPITAL DEBT AUTHORIZED, DECEMBER 31, 1975		Transfer From Taxes	58,441.31
Hospitals, Clinics, First Aid	15,000.00	ISSUED AND UNISSUED		Redeemed in 1975	27,046.22
Animal, Insect, & Rodent Control	4,500.00	School	7,345,989	Cancelled, Abated or Adjusted (1975)	13,293.01
Other Welfare Services		Self-liquidating		Transfers to Foreclosed Property	
RECREATION and CONSERVATION		Other	2,225,400	Balance December 31, 1975	104,234.67
Beaches and Boardwalks		Total	9,571,389	PROPERTY ACQUIRED BY DEED OR	
Parks, Playgrounds, Shade Trees	7,800.00			FORECLOSURE	
Land Reclamation & Conservation	350.00	ISSUED AND OUTSTANDING		Balance January 1, 1975	63,906.99
Other Recreational Services	147,100.00	School	7,345,989.00	Transfers From Taxes or Liens	13,293.01
EDUCATION (excluding schools)		Self-Liquidating		Sale for Cash (1975)	
Libraries		Other	1,349,400.00	Cancelled, Abated or Adjusted (1975)	
Other Educational Services	2,000.00	Total	8,695,389.00	Balance December 31, 1975	77,200.00
STATUTORY EXPENDITURES		EQUALIZED VALUATION BASIS		CURRENT FINANCES DECEMBER 31, 1975	
Pensions & F. I. C. A.	76,707.00	FOR NET DEBT COMPUTATION	184,307,063.00	ASSETS	
Employee Fringe Benefits	24,000.00	REAL PROPERTY VALUATIONS		Cash Dec. 31, 1975	890,704.47
Other Statutory Expenditures		Code Class # of Parcels % VAL'N		Taxes Receivable	357,459.73
CETA And Other Public Employment Programs	8,994.00	1 Vacant Land 483 4.25	6,591,140.00	Tax Title Liens	104,234.67
MUNICIPAL FUNCTIONS TOTAL	1,731,251.66	2 Residential 4110 77.33	120,045,100.00	Foreclosed Property	77,200.00
CAPITAL IMPROVEMENTS *M EMC*	10,000.00	3 Farm 526 7.73	11,990,790.00	Emergencies & Other Deferred Charges	2,500.00
DEBT SERVICE		4a Commercial 109 9.50	14,744,600.00	State and Federal Aid Receivable	
Principal Payments	75,000.00	4b Industrial 8 1.20	1,864,500.00	Other Receivables	2,436.01
Interest Payments	59,059.00	4c Apartments		Total	1,434,534.88
DEFERRED CHARGES	22,937.50	Total	155,236,130.00	LIABILITIES, RESERVES, AND SURPLUS	
SCHOOL, COUNTY, SPECIAL DISTRICT TAXES	7,377,635.39	Land Area 30.85 Sq. Miles		Cash Liabilities	316,632.82
RESERVE FOR UNCOLLECTED TAXES	334,383.20	Net Valuation Taxable-Municipal	156,572,353.00	Reserves for Receivables	541,330.41
EXPENDITURES TOTAL	9,600,266.75	Net Valuation Taxable-County	199,631,796.00	Surplus Dec. 31, 1975	576,571.65
		State Equalized Valuation	211,911,575.00	Total	1,434,534.88
		State Equalization Ratio	73.72		

1327

Population 1970 **4,990**
 Population 1975 **4,970**
 S & P Rating
 Moody Rating

General Tax Rate Per \$100. **4.00**
 State Equalized Tax Rate **2.53**

MANASQUAN BOROUGH — MONMOUTH COUNTY

Form of Government:

Borough Council

Number of Members on Governing Body 6

PER CAPITA:

Gross Debt **669.71**
 Net Debt **69.10**
 Debt Service
 Total Tax Levy **539.11**
 Municipal Expenditures **225.55**

PER CENT:

Gross Debt **3.46**
 Net Debt **.36**
 Tax Levy Collected **96.65**
 Tax Levy Cancelled, Abated or Adjusted **.06**

EXPENDITURES		REVENUES-REALIZED		1975 PROPERTY TAX	
GENERAL GOVERNMENT				STATE EQUALIZED TAX RATE 2.53	
Governing Body & Public Boards		1975 Property Taxes Collected	2,587,307.24	Local District School Taxes 1.31	1,402,736.00
Municipal Clerk		1975 Payments in Lieu of Taxes		Regional & Consolidated School Tax	
Financial Administration	7,793.00	Delinquent Tax & Lien Collections	67,759.94	School Taxes in Municipal Budget	
Assessment of Taxes	10,630.00	Business Personalty Replacement Taxes	29,904.45	County Taxes .59	630,616.06
Collection of Taxes	14,279.65	Taxes from Public Utilities	122,395.40	County Library Taxes .02	22,332.35
Planning, Housing & Development	727.90	Other Miscellaneous Tax Revenues		Local Municipal Purpose Taxes .56	602,033.85
Human Resources		State Aid Revenues	9,289.52	Veteran & Senior Citizen Taxes .04	47,810.00
Elections	810.25	Federal Aid Revenues	30,916.10	Total Taxes for Rate Computation 2.52	2,705,528.26
General Administration (other)	73,847.60	State and Local Fiscal Assistance Act Utilized	63,970.26	Special District Taxes	
JUDICIARY		Sale of Acquired Property	15,200.00	Bank Stock Taxes	6,029.97
Municipal Courts	15,156.24	Other Miscellaneous Revenues	137,508.22	Added and Omitted Taxes	15,645.72
PUBLIC SAFETY		Total	3,064,251.13	Total Taxes Levied - ABSTRACT	2,679,393.95
Fire Protection	35,000.00	Prior Years Surplus Appropriated	135,000.00	Total Taxes Billed	2,677,070.49
Police Protection	316,453.56	REVENUES TOTAL	3,199,251.13	1975 TAXES COLLECTED	2,587,307.24
Civil Defense & Disaster Control	300.00	Reserve For Uncollected Taxes	107,739.11	1975 Taxes Cancelled, Abated or Adjusted	1,517.30
Environmental Inspection & Control	18,360.00	CAPITAL OUTLAY TOTAL	68,292.76	Transfer to Tax Title Liens or Foreclosed	
Other Public Safety		Public Enterprises	33,981.85	Balance Outstanding Dec. 31, 1975	88,245.95
PUBLIC WORKS		Recreation—Culture	100.00	PRIOR YEARS TAXES OUTSTANDING	
Streets and Drainage	174,755.07	Public Works	28,192.91	Balance January 1, 1975	67,759.94
Sewers and Sewage Processing	243.76	Buildings and Grounds	6,018.00	Collected in 1975	67,759.94
Garbage and Trash Disposal	131,926.00	Library and Education		Cancelled, Abated or Adjusted 1975	
Public Buildings and Grounds	29,663.70	Conservation		Transfers to Tax Title Liens or Foreclosed	
Other Public Works	4,549.78	All Other		Balance December 31, 1975	
HEALTH and WELFARE		CAPITAL DEBT AUTHORIZED, DECEMBER 31, 1975		TAX TITLE LIENS OUTSTANDING	
Health Services Except Environmental	8,500.00	ISSUED AND UNISSUED		Balance January 1, 1975	
Welfare-Public Assistance	1,950.00	School	2,970,000.00	Transfer From Taxes	
Hospitals, Clinics, First Aid		Self-liquidating	15,000.00	Redeemed in 1975	
Animal, Insect, & Rodent Control		Other	343,450.00	Cancelled, Abated or Adjusted (1975)	
Other Welfare Services		Total	3,328,450.00	Transfers to Foreclosed Property	
RECREATION and CONSERVATION		ISSUED AND OUTSTANDING		Balance December 31, 1975	
Beaches and Boardwalks	19,875.22	School	2,970,000.00	PROPERTY ACQUIRED BY DEED OR	
Parks, Playgrounds, Shade Trees	1,000.00	Self-Liquidating	15,000.00	FORECLOSURE	
Land Reclamation & Conservation	8,089.75	Other		Balance January 1, 1975	63,740.00
Other Recreational Services		Total	2,985,000.00	Transfers From Taxes or Liens	
EDUCATION (excluding schools)		EQUALIZED VALUATION BASIS		Sale for Cash (1975)	15,200.00
Libraries	20,000.00	FOR NET DEBT COMPUTATION	96,144,169.67	Cancelled, Abated or Adjusted (1975)	
Other Educational Services		REAL PROPERTY VALUATIONS		Balance December 31, 1975	48,540.00
STATUTORY EXPENDITURES		Code Class # of Parcels % VAL'N		CURRENT FINANCES DECEMBER 31, 1975	
Pensions & F. I. C. A.	41,400.01	1 Vacant Land 426 4.09	2,756,050.00	ASSFTS	
Employee Fringe Benefits	14,500.00	2 Residential 2463 82.03	55,206,900.00	Cash Dec. 31, 1975	599,010.40
Other Statutory Expenditures		3 Farm 149 12.62	8,491,900.00	Taxes Receivable	88,245.95
CETA And Other Public Employment Programs	37,533.74	4a Commercial 8 .63	420,800.00	Tax Title Liens	
MUNICIPAL FUNCTIONS TOTAL	987,345.23	4c Apartments 3 .64	428,400.00	Foreclosed Property	48,540.00
CAPITAL IMPROVEMENTS *MEMO*	4,000.00	Total 3049	67,304,050.00	Emergencies & Other Deferred Charges	1,171.34
DEBT SERVICE		Land Area 1.40 Sq. Miles		State and Federal Aid Receivable	24,342.00
Principal Payments		Net Valuation Taxable-Municipal	67,774,914.00	Other Receivables	42,315.19
Interest Payments		Net Valuation Taxable-County	100,431,641.00	Total	803,624.88
DEFERRED CHARGES	25,905.00	State Equalized Valuation	106,702,850.00	LIABILITIES, RESERVES, AND SURPLUS	
SCHOOL, COUNTY, SPECIAL DISTRICT TAXES	2,055,684.41	State Equalization Ratio	63.36	Cash Liabilities	433,810.08
RESERVE FOR UNCOLLECTED TAXES	107,739.11			Reserves for Receivables	179,101.14
EXPENDITURES TOTAL	3,176,673.75			Surplus Dec. 31, 1975	190,713.66
				Total	803,624.88

1518

Population 1970 7,555
 Population 1975 12,770
 S & P Rating
 Moody Rating

General Tax Rate Per \$100. 2.94
 State Equalized Tax Rate 1.70

MANCHESTER TOWNSHIP — OCEAN COUNTY

Form of Government:

Township Committee

Number of Members on Governing Body 5

PER CAPITA:

Gross Debt 615.74
 Net Debt 222.41
 Debt Service 6.91
 Total Tax Levy 246.69
 Municipal Expenditures 159.60

PER CENT:

Gross Debt 6.26
 Net Debt 2.26
 Tax Levy Collected 94.54
 Tax Levy Cancelled, Abated or Adjusted

EXPENDITURES		REVENUES-REALIZED		1975 PROPERTY TAX	
GENERAL GOVERNMENT				STATE EQUALIZED TAX RATE	
Governing Body & Public Boards				Local District School Taxes	90
Municipal Clerk				Regional & Consolidated School Tax	1,556,016.00
Financial Administration	26,238.50	1975 Property Taxes Collected	2,978,248.29	School Taxes in Municipal Budget	
Assessment of Taxes	119,301.28	1975 Payments in Lieu of Taxes		County Taxes	39
Collection of Taxes	67,500.81	Delinquent Tax & Lien Collections	183,521.24	County Library Taxes	02
Planning, Housing & Development	34,535.69	Business Personalty Replacement Taxes	18,314.97	Local Municipal Purpose Taxes	37
Human Resources		Taxes from Public Utilities	358,587.84	Veteran & Senior Citizen Taxes	02
Elections		Other Miscellaneous Tax Revenues		Total Taxes for Rate Computation	1.70
General Administration (other)	149,970.85	State Aid Revenues	8,289.00	Special District Taxes	2,943,860.52
JUDICIARY		Federal Aid Revenues	7,645.03	Bank Stock Taxes	10,925.33
Municipal Courts	37,500.00	State and Local Fiscal Assistance Act Utilized	121,786.48	Added and Omitted Taxes	229,628.47
PUBLIC SAFETY		Sale of Acquired Property	69,944.50	Total Taxes Levied - ABSTRACT	3,150,204.32
Fire Protection	33,000.00	Other Miscellaneous Revenues	267,581.22	Total Taxes Billed	3,150,204.32
Police Protection	522,709.64		4,013,918.57	1975 TAXES COLLECTED	2,978,248.29
Civil Defense & Disaster Control	410.00	Prior Years Surplus Appropriated	450,000.00	1975 Taxes Cancelled, Abated or Adjusted	
Environmental Inspection & Control	57,825.00	REVENUES TOTAL	4,463,918.57	Transfer to Tax Title Liens or Foreclosed	
Other Public Safety		Reserve For Uncollected Taxes	209,845.21	Balance Outstanding Dec. 31, 1975	171,956.03
PUBLIC WORKS		CAPITAL OUTLAY TOTAL	388,421.01	PRIOR YEARS TAXES OUTSTANDING	
Streets and Drainage	324,375.99	Public Enterprises		Balance January 1, 1975	220,869.84
Sewers and Sewage Processing		Recreation—Culture	14,022.74	Collected in 1975	183,521.24
Garbage and Trash Disposal	14,500.00	Public Works	134,743.56	Cancelled, Abated or Adjusted 1975	
Public Buildings and Grounds	88,068.19	Buildings and Grounds	239,654.71	Transfers to Tax Title Liens or Foreclosed	
Other Public Works		Library and Education		Balance December 31, 1975	37,348.60
HEALTH and WELFARE		Conservation		TAX TITLE LIENS OUTSTANDING	
Health Services Except Environmental	26,317.31	All Other		Balance January 1, 1975	78,372.56
Welfare-Public Assistance	16,500.00	CAPITAL DEBT AUTHORIZED, DECEMBER 31, 1975		Transfer From Taxes	
Hospitals, Clinics, First Aid	500.00	ISSUED AND UNISSUED		Redeemed in 1975	
Animal, Insect, & Rodent Control	15,434.18	School	6,970,000	Cancelled, Abated or Adjusted (1975)	
Other Welfare Services		Self-liquidating		Transfers to Foreclosed Property	
RECREATION and CONSERVATION		Other	893,000	Balance December 31, 1975	78,372.56
Beaches and Boardwalks		Total	7,863,000	PROPERTY ACQUIRED BY DEED OR	
Parks, Playgrounds, Shade Trees	9,200.00			FORECLOSURE	
Land Reclamation & Conservation	2,683.36	ISSUED AND OUTSTANDING		Balance January 1, 1975	69,944.50
Other Recreational Services		School	6,970,000.00	Transfers From Taxes or Liens	
EDUCATION (excluding schools)		Self-Liquidating		Sale for Cash (1975)	69,944.50
Libraries		Other	620,000.00	Cancelled, Abated or Adjusted (1975)	
Other Educational Services	3,500.00	Total	7,590,000.00	Balance December 31, 1975	
STATUTORY EXPENDITURES		EQUALIZED VALUATION BASIS		CURRENT FINANCES DECEMBER 31, 1975	
Pensions & F. I. C. A.	80,906.04	FOR NET DEBT COMPUTATION	125,571,222.67	ASSETS	
Employee Fringe Benefits	39,601.97	REAL PROPERTY VALUATIONS		Cash Dec. 31, 1975	532,337.11
Other Statutory Expenditures		Code Class # of Parcels % VAL'N	ASSESSED VALUATION	Taxes Receivable	209,304.63
CETA And Other Public Employment Programs	7,800.00	1 Vacant Land 9479 9.84	9,648,325.00	Tax Title Liens	78,372.56
MUNICIPAL FUNCTIONS TOTAL	1,678,382.81	2 Residential 1295 18.85	18,473,885.00	Foreclosed Property	
CAPITAL IMPROVEMENTS *MEMO*		3 Farm 61 .59	576,225.00	Emergencies & Other Deferred Charges	189,015.81
DEBT SERVICE		4a Commercial 111 10.33	10,119,750.00	State and Federal Aid Receivable	39,006.20
Principal Payments	45,600.00	4b Industrial 22 3.21	3,143,195.00	Other Receivables	102,702.13
Interest Payments	42,687.50	4c Apartments 595 57.18	56,041,650.00	Total	1,150,738.44
DEFERRED CHARGES	61,629.49	Total 11563	98,003,030.00	LIABILITIES, RESERVES, AND SURPLUS	
SCHOOL, COUNTY, SPECIAL DISTRICT TAXES	2,272,575.85	Land Area 82.50 Sq. Miles		Cash Liabilities	286,023.44
RESERVE FOR UNCOLLECTED TAXES	209,845.21	Net Valuation Taxable-Municipal	100,237,656.00	Reserves for Receivables	390,379.32
EXPENDITURES TOTAL	4,310,720.86	Net Valuation Taxable-County	152,628,234.00	Surplus Dec. 31, 1975	474,335.68
		State Equalized Valuation	171,556,013.00	Total	1,150,738.44
		State Equalization Ratio	57.88		

1705

Population 1970 **1,920**
 Population 1975 **1,855**
 S & P Rating
 Moody Rating

General Tax Rate Per \$100. **5.07**
 State Equalized Tax Rate **3.21**

MANNINGTON TOWNSHIP — SALEM COUNTY

Form of Government:
 Township Committee
 Number of Members on Governing Body 3

PER CAPITA:
 Gross Debt **7.92**
 Net Debt
 Debt Service
 Total Tax Levy **376.69**
 Municipal Expenditures **197.95**

PER CENT:
 Gross Debt **.08**
 Net Debt
 Tax Levy Collected **91.50**
 Tax Levy Cancelled, Abated or Adjusted **.94**

EXPENDITURES		REVENUES-REALIZED		1975 PROPERTY TAX	
GENERAL GOVERNMENT				STATE EQUALIZED TAX RATE \rightarrow	
Governing Body & Public Boards		1975 Property Taxes Collected	653,734.42	Local District School Taxes 2.22	494,316.00
Municipal Clerk		1975 Payments in Lieu of Taxes		Regional & Consolidated School Tax	
Financial Administration	10,700.00	Delinquent Tax & Lien Collections	47,757.56	School Taxes in Municipal Budget	
Assessment of Taxes	3,400.00	Business Personalty Replacement Taxes	67,635.00	County Taxes .93	206,769.86
Collection of Taxes	7,900.00	Taxes from Public Utilities	100,968.69	County Library Taxes	
Planning, Housing & Development	8,200.00	Other Miscellaneous Tax Revenues		Local Municipal Purpose Taxes .02	5,317.05
Human Resources		State Aid Revenues	16,761.00	Veteran & Senior Citizen Taxes .05	10,510.00
Elections		Federal Aid Revenues		Total Taxes for Rate Computation 3.22	716,912.91
General Administration (other)	23,300.00	State and Local Fiscal Assistance Act Utilized	17,400.00	Special District Taxes	
JUDICIARY		Sale of Acquired Property	42,833.00	Bank Stock Taxes	682.95
Municipal Courts	6,825.00	Other Miscellaneous Revenues	32,517.98	Added and Omitted Taxes	6,737.28
PUBLIC SAFETY		Total	979,657.65	Total Taxes Levied - ABSTRACT	713,823.14
Fire Protection	9,175.00	Prior Years Surplus Appropriated	135,000.00	Total Taxes Billed	714,551.72
Police Protection	4,300.00	REVENUES TOTAL	1,114,657.65	1975 TAXES COLLECTED	653,784.42
Civil Defense & Disaster Control	1,500.00	Reserve For Uncollected Taxes	74,360.00	1975 Taxes Cancelled, Abated or Adjusted	6,712.15
Environmental Inspection & Control	2,500.00			Transfer to Tax Title Liens or Foreclosed	2,856.51
Other Public Safety				Balance Outstanding Dec. 31, 1975	51,198.64
PUBLIC WORKS		CAPITAL OUTLAY TOTAL		PRIOR YEARS TAXES OUTSTANDING	
Streets and Drainage	111,300.00	Public Enterprises		Balance January 1, 1975	46,307.10
Sewers and Sewage Processing		Recreation—Culture		Collected in 1975	44,560.54
Garbage and Trash Disposal	6,750.00	Public Works		Cancelled, Abated or Adjusted 1975	
Public Buildings and Grounds	2,000.00	Buildings and Grounds		Transfers to Tax Title Liens or Foreclosed	1,746.56
Other Public Works	12,000.00	Library and Education		Balance December 31, 1975	
HEALTH and WELFARE		Conservation		TAX TITLE LIENS OUTSTANDING	
Health Services Except Environmental	2,800.00	All Other		Balance January 1, 1975	6,291.81
Welfare-Public Assistance	2,850.00			Transfer From Taxes	4,923.63
Hospitals, Clinics, First Aid	1,250.00	CAPITAL DEBT AUTHORIZED, DECEMBER 31, 1975		Redeemed in 1975	3,197.02
Animal, Insect, & Rodent Control	1,500.00	ISSUED AND UNISSUED GROSS DEBT		Cancelled, Abated or Adjusted (1975)	
Other Welfare Services		School	15,000	Transfers to Foreclosed Property	2,287.07
		Self-liquidating		Balance December 31, 1975	5,731.35
		Other		PROPERTY ACQUIRED BY DEED OR	
		Total	15,000	FORECLOSURE	
RECREATION and CONSERVATION		ISSUED AND OUTSTANDING		Balance January 1, 1975	59,055.93
Beaches and Boardwalks		School	15,000.00	Transfers From Taxes or Liens	2,287.07
Parks, Playgrounds, Shade Trees		Self-Liquidating		Sale for Cash (1975)	42,833.00
Land Reclamation & Conservation		Other		Cancelled, Abated or Adjusted (1975)	
Other Recreational Services		Total	15,000.00	Balance December 31, 1975	18,510.00
EDUCATION (excluding schools)		EQUALIZED VALUATION BASIS		CURRENT FINANCES DECEMBER 31, 1975	
Libraries		FOR NET DEBT COMPUTATION	19,625,570.67	ASSETS	
Other Educational Services	75,000.00	REAL PROPERTY VALUATIONS		Cash Dec. 31, 1975	421,179.78
STATUTORY EXPENDITURES		Code Class # of Parcels % VAL'N	ASSESSED VALUATION	Taxes Receivable	51,198.64
Pensions & F. I. C. A.	7,500.00	1 Vacant Land 356 1.86	250,300.00	Tax Title Liens	5,731.35
Employee Fringe Benefits		2 Residential 383 38.01	5,125,700.00	Foreclosed Property	18,510.00
Other Statutory Expenditures		3 Farm 525 40.58	5,472,000.00	Emergencies & Other Deferred Charges	2,075.00
CETA And Other Public Employment Programs		4a Commercial 42 6.48	874,300.00	State and Federal Aid Receivable	28,245.52
MUNICIPAL FUNCTIONS TOTAL	300,750.00	4b Industrial 11 13.07	1,761,900.00	Other Receivables	
CAPITAL IMPROVEMENTS *MEMO*	5,000.00	4c Apartments		Total	526,940.29
DEBT SERVICE		Total	13,484,200.00	LIABILITIES, RESERVES, AND SURPLUS	
Principal Payments		Land Area 38.10 Sq. Miles		Cash Liabilities	107,518.29
Interest Payments		Net Valuation Taxable-Municipal	14,143,885.00	Reserves for Receivables	75,439.99
DEFERRED CHARGES		Net Valuation Taxable-County	22,483,543.00	Surplus Dec. 31, 1975	343,982.01
SCHOOL, COUNTY, SPECIAL DISTRICT TAXES	701,085.86	State Equalized Valuation	21,898,231.00	Total	526,940.29
RESERVE FOR UNCOLLECTED TAXES	74,360.00	State Equalization Ratio	63.50		
EXPENDITURES TOTAL	1,076,195.86				

0318

Population 1970 **2,600**
 Population 1975 **2,710**
 S & P Rating
 Moody Rating

General Tax Rate Per \$100. **3.39**
 State Equalized Tax Rate **1.76**

MANSFIELD TOWNSHIP — BURLINGTON CO.
 Form of Government:
 Township Committee
 Number of Members on Governing Body 3

PER CAPITA: **109.61**
 Gross Debt
 Net Debt
 Debt Service
 Total Tax Levy **241.93**
 Municipal Expenditures **174.36**
 PER CENT:
 Gross Debt **.92**
 Net Debt
 Tax Levy Collected **90.24**
 Tax Levy Cancelled, Abated or Adjusted

EXPENDITURES		REVENUES-REALIZED		1975 PROPERTY TAX	
GENERAL GOVERNMENT				STATE EQUALIZED TAX RATE	
Governing Body & Public Boards		1975 Property Taxes Collected	608,252.40	Local District School Taxes	.55
Municipal Clerk		1975 Payments in Lieu of Taxes		Regional & Consolidated School Tax	.57
Financial Administration	6,864.00	Delinquent Tax & Lien Collections	37,510.92	School Taxes in Municipal Budget	
Assessment of Taxes	4,682.00	Business Personalty Replacement Taxes	19,375.38	County Taxes	.57
Collection of Taxes	4,498.00	Taxes from Public Utilities	162,736.86	County Library Taxes	.02
Planning, Housing & Development	6,800.00	Other Miscellaneous Tax Revenues		Local Municipal Purpose Taxes	
Human Resources	1,300.00	State Aid Revenues	2,743.00	Veteran & Senior Citizen Taxes	.04
Elections	600.00	Federal Aid Revenues		Total Taxes for Rate Computation	1.75
General Administration (other)	48,295.00	State and Local Fiscal Assistance Act Utilized	18,301.00	Special District Taxes	
JUDICIARY		Sale of Acquired Property		Bank Stock Taxes	
Municipal Courts	33,235.00	Other Miscellaneous Revenues	129,605.44	Added and Omitted Taxes	8,734.33
PUBLIC SAFETY		Total	978,525.00	Total Taxes Levied - ABSTRACT	655,621.93
Fire Protection	6,400.00	Prior Years Surplus Appropriated	162,920.00	Total Taxes Billed	674,009.73
Police Protection	34,300.00	REVENUES TOTAL	1,141,445.00	1975 TAXES COLLECTED	608,252.40
Civil Defense & Disaster Control	325.00	Reserve For Uncollected Taxes	50,000.00	1975 Taxes Cancelled, Abated or Adjusted	
Environmental Inspection & Control	4,580.00			Transfer to Tax Title Liens or Foreclosed	
Other Public Safety				Balance Outstanding Dec. 31, 1975	65,757.33
PUBLIC WORKS		CAPITAL OUTLAY TOTAL		PRIOR YEARS TAXES OUTSTANDING	
Streets and Drainage	71,704.00	Public Enterprises		Balance January 1, 1975	39,250.80
Sewers and Sewage Processing	1,000.00	Recreation—Culture		Collected in 1975	37,510.92
Garbage and Trash Disposal	40,000.00	Public Works		Cancelled, Abated or Adjusted 1975	
Public Buildings and Grounds	35,175.00	Buildings and Grounds		Transfers to Tax Title Liens or Foreclosed	
Other Public Works		Library and Education		Balance December 31, 1975	1,739.88
HEALTH and WELFARE		Conservation		TAX TITLE LIENS OUTSTANDING	
Health Services Except Environmental	1,000.00	All Other		Balance January 1, 1975	198.67
Welfare-Public Assistance	2,960.00			Transfer From Taxes	
Hospitals, Clinics, First Aid		CAPITAL DEBT AUTHORIZED, DECEMBER 31, 1975		Redeemed in 1975	
Animal, Insect, & Rodent Control		ISSUED AND UNISSUED GROSS DEBT		Cancelled, Abated or Adjusted (1975)	
Other Welfare Services		School	297,030	Transfers to Foreclosed Property	
RECREATION and CONSERVATION		Self-liquidating		Balance December 31, 1975	198.67
Beaches and Boardwalks		Other		PROPERTY ACQUIRED BY DEED OR FORECLOSURE	
Parks, Playgrounds, Shade Trees		Total	297,030	Balance January 1, 1975	
Land Reclamation & Conservation				Transfers From Taxes or Liens	
Other Recreational Services	26,100.00	ISSUED AND OUTSTANDING		Sale for Cash (1975)	
EDUCATION (excluding schools)		School	297,030.00	Cancelled, Abated or Adjusted (1975)	
Libraries		Self-Liquidating		Balance December 31, 1975	
Other Educational Services	80,000.00	Other		CURRENT FINANCES DECEMBER 31, 1975	
STATUTORY EXPENDITURES		Total	297,030.00	ASSETS	
Pensions & F. I. C. A.	6,200.00	EQUALIZED VALUATION BASIS		Cash Dec. 31, 1975	473,128.77
Employee Fringe Benefits		FOR NET DEBT COMPUTATION	32,136,332.00	Taxes Receivable	67,497.21
Other Statutory Expenditures		REAL PROPERTY VALUATIONS		Tax Title Liens	198.67
CETA And Other Public Employment Programs	6,500.00	Code Class # of Parcels % VAL'N		Foreclosed Property	
MUNICIPAL FUNCTIONS TOTAL	422,518.00	1 Vacant Land 149 4.87	924,250.00	Emergencies & Other Deferred Charges	4,500.00
CAPITAL IMPROVEMENTS * MEMO*	2,000.00	2 Residential 581 51.93	9,848,600.00	State and Federal Aid Receivable	
DEBT SERVICE		3 Farm 306 28.26	5,358,800.00	Other Receivables	575.26
Principal Payments		4a Commercial 48 14.09	2,671,200.00	Total	545,899.91
Interest Payments		4b Industrial 1 .68	129,100.00	LIABILITIES, RESERVES, AND SURPLUS	
		4c Apartments 1 .17	32,400.00	Cash Liabilities	233,078.81
		Total 1086	18,964,350.00	Reserves for Receivables	68,271.14
DEFERRED CHARGES		Land Area 23.09 Sq. Miles		Surplus Dec. 31, 1975	244,549.96
SCHOOL, COUNTY, SPECIAL DISTRICT TAXES	645,720.02	Net Valuation Taxable-Municipal	19,488,450.00	Total	545,899.91
RESERVE FOR UNCOLLECTED TAXES	50,000.00	Net Valuation Taxable-County	35,336,261.00		
EXPENDITURES TOTAL	1,118,238.02	State Equalized Valuation	37,015,072.00		
		State Equalization Ratio	51.97		

2116

Population 1970 3,565
Population 1975 4,065
S & P Rating
Moody Rating

General Tax Rate Per \$100. 2.20
State Equalized Tax Rate 2.44

MANSFIELD TOWNSHIP — WARREN COUNTY
Form of Government:
Township Committee
Number of Members on Governing Body 5

PER CAPITA:
Gross Debt 544.20
Net Debt .55
Debt Service
Total Tax Levy 431.38
Municipal Expenditures 138.07
PER CENT:
Gross Debt 3.49
Net Debt
Tax Levy Collected 91.50
Tax Levy Cancelled, Abated or Adjusted .80

EXPENDITURES		REVENUES-REALIZED		1975 PROPERTY TAX	
GENERAL GOVERNMENT				STATE EQUALIZED TAX RATE	
Governing Body & Public Boards		1975 Property Taxes Collected	1,609,321.10	Local District School Taxes	.83 597,304.55
Municipal Clerk		1975 Payments in Lieu of Taxes		Regional & Consolidated School Tax	.87 619,994.89
Financial Administration	5,500.00	Delinquent Tax & Lien Collections	152,662.42	School Taxes in Municipal Budget	
Assessment of Taxes	6,700.00	Business Personalty Replacement Taxes	37,811.22	County Taxes	.59 422,365.21
Collection of Taxes	15,900.00	Taxes from Public Utilities	277,257.95	County Library Taxes	.02 15,666.08
Planning, Housing & Development	15,498.00	Other Miscellaneous Tax Revenues		Local Municipal Purpose Taxes	.10 69,376.05
Human Resources		State Aid Revenues	9,087.50	Veteran & Senior Citizen Taxes	.03 18,440.00
Elections	1,000.00	Federal Aid Revenues		Total Taxes for Rate Computation	2.44 1,743,146.78
General Administration (other)	50,553.30	State and Local Fiscal Assistance Act Utilized	56,179.35	Special District Taxes	
JUDICIARY		Sale of Acquired Property	600.00	Bank Stock Taxes	716.50
Municipal Courts	10,275.00	Other Miscellaneous Revenues	98,883.25	Added and Omitted Taxes	28,118.59
PUBLIC SAFETY		Total	2,241,802.79	Total Taxes Levied - ABSTRACT	1,753,541.87
Fire Protection	24,538.06	Prior Years Surplus Appropriated	150,000.00	Total Taxes Billed	1,758,750.90
Police Protection	68,770.00	REVENUES TOTAL	2,391,802.79	1975 TAXES COLLECTED	1,609,321.10
Civil Defense & Disaster Control	52.00	Reserve For Uncollected Taxes	188,411.12	1975 Taxes Cancelled, Abated or Adjusted	14,059.43
Environmental Inspection & Control	4,260.00	CAPITAL OUTLAY TOTAL	12,045.50	Transfer to Tax Title Liens or Foreclosed	52,319.19
Other Public Safety				Balance Outstanding Dec. 31, 1975	83,051.18
PUBLIC WORKS				PRIOR YEARS TAXES OUTSTANDING	
Streets and Drainage	118,869.11	Public Enterprises		Balance January 1, 1975	151,788.71
Sewers and Sewage Processing		Recreation—Culture		Collected in 1975	135,085.50
Garbage and Trash Disposal	3,950.00	Public Works	12,045.50	Cancelled, Abated or Adjusted 1975	
Public Buildings and Grounds	4,000.00	Buildings and Grounds		Transfers to Tax Title Liens or Foreclosed	8,965.44
Other Public Works		Library and Education		Balance December 31, 1975	7,737.77
HEALTH and WELFARE		Conservation		TAX TITLE LIENS OUTSTANDING	
Health Services Except Environmental	300.00	All Other		Balance January 1, 1975	63,095.07
Welfare-Public Assistance	600.00	CAPITAL DEBT AUTHORIZED, DECEMBER 31, 1975		Transfer From Taxes	63,069.17
Hospitals, Clinics, First Aid	4,000.00	ISSUED AND UNISSUED		Redeemed in 1975	17,576.92
Animal, Insect, & Rodent Control	100.00	School	2,204,933	Cancelled, Abated or Adjusted (1975)	
Other Welfare Services		Self-liquidating		Transfers to Foreclosed Property	12,536.36
RECREATION and CONSERVATION		Other	7,250	Balance December 31, 1975	96,050.96
Beaches and Boardwalks		Total	2,212,183	PROPERTY ACQUIRED BY DEED OR FORECLOSURE	
Parks, Playgrounds, Shade Trees				Balance January 1, 1975	183,653.47
Land Reclamation & Conservation	825.64	ISSUED AND OUTSTANDING		Transfers From Taxes or Liens	12,536.53
Other Recreational Services	9,000.00	School	2,204,933.00	Sale for Cash (1975)	600.00
EDUCATION (excluding schools)		Self-Liquidating		Cancelled, Abated or Adjusted (1975)	
Libraries		Other		Balance December 31, 1975	195,590.00
Other Educational Services		Total	2,204,933.00	CURRENT FINANCES DECEMBER 31, 1975	
STATUTORY EXPENDITURES		EQUALIZED VALUATION BASIS		ASSETS	
Pensions & F. I. C. A.	13,600.00	FOR NET DEBT COMPUTATION	63,469,604.00	Cash Dec. 31, 1975	1,020,131.19
Employee Fringe Benefits	4,600.00	REAL PROPERTY VALUATIONS		Taxes Receivable	90,788.95
Other Statutory Expenditures		Code Class # of Parcels % VAL'N		Tax Title Liens	96,050.96
CETA And Other Public Employment Programs		1 Vacant Land 944 9.15	7,190,610.00	Foreclosed Property	195,590.00
MUNICIPAL FUNCTIONS TOTAL	362,891.11	2 Residential 1116 58.74	46,155,070.00	Emergencies & Other Deferred Charges	23,163.50
CAPITAL IMPROVEMENTS *MEMO*	10,000.00	3 Farm 145 5.83	4,581,370.00	State and Federal Aid Receivable	20,698.91
DEBT SERVICE		4a Commercial 37 5.46	4,290,970.00	Other Receivables	42,656.13
Principal Payments		4b Industrial 11 8.02	6,301,290.00	Total	1,489,079.64
Interest Payments		4c Apartments 5 12.80	10,057,910.00	LIABILITIES, RESERVES, AND SURPLUS	
DEFERRED CHARGES	9,934.77	Total 2258	78,577,220.00	Cash Liabilities	605,695.18
SCHOOL, COUNTY, SPECIAL DISTRICT TAXES	1,655,330.73	Land Area 29.65 Sq. Miles		Reserves for Receivables	425,086.04
RESERVE FOR UNCOLLECTED TAXES	188,411.12	Net Valuation Taxable-Municipal	79,434,854.00	Surplus Dec. 31, 1975	458,298.42
EXPENDITURES TOTAL	2,216,567.73	Net Valuation Taxable-County	71,450,021.00	Total	1,489,079.64
		State Equalized Valuation	71,648,574.00		
		State Equalization Ratio	111.00		

1519

Population 1970
Population 1975
S & P Rating
Moody Rating

320
315

General Tax Rate Per \$100.
1.43
State Equalized Tax Rate
1.28

MANTOLOKING BOROUGH — OCEAN COUNTY

Form of Government:
Borough Council
Number of Members on Governing Body 6

PER CAPITA:

Gross Debt 31.75
Net Debt 9,841.27
Debt Service 191.43
Total Tax Levy 1,804.11
Municipal Expenditures 1,322.37

PER CENT:

Gross Debt 7.65
Net Debt 7.50
Tax Levy Collected 98.34
Tax Levy Cancelled, Abated or Adjusted

EXPENDITURES		REVENUES-REALIZED		1975 PROPERTY TAX	
GENERAL GOVERNMENT				STATE EQUALIZED TAX RATE	
Governing Body & Public Boards	1,000.00	1975 Property Taxes Collected	560,929.56	Local District School Taxes	.16 71,848.00
Municipal Clerk	7,400.00	1975 Payments in Lieu of Taxes		Regional & Consolidated School Tax	
Financial Administration	4,500.00	Delinquent Tax & Lien Collections	8,428.10	School Taxes in Municipal Budget	
Assessment of Taxes	1,900.00	Business Personalty Replacement Taxes	991.28	County Taxes	.41 183,091.32
Collection of Taxes	6,600.00	Taxes from Public Utilities	39,681.06	County Library Taxes	.02 8,980.74
Planning, Housing & Development		Other Miscellaneous Tax Revenues		Local Municipal Purpose Taxes	.68 303,345.00
Human Resources		State Aid Revenues	197.50	Veteran & Senior Citizen Taxes	
Elections		Federal Aid Revenues		Total Taxes for Rate Computation	1.27 569,395.06
General Administration (other)	69,950.00	State and Local Fiscal Assistance Act Utilized	8,836.76	Special District Taxes	
JUDICIARY		Sale of Acquired Property		Bank Stock Taxes	
Municipal Courts	13,000.00	Other Miscellaneous Revenues	41,860.87	Added and Omitted Taxes	1,029.99
PUBLIC SAFETY		Total	660,925.13	Total Taxes Levied - ABSTRACT	568,295.05
Fire Protection	13,500.00	Prior Years Surplus Appropriated	120,000.00	Total Taxes Billed	570,382.29
Police Protection	123,300.00	REVENUES TOTAL	780,925.13	1975 TAXES COLLECTED	560,929.56
Civil Defense & Disaster Control	500.00	Reserve For Uncollected Taxes	15,000.00	1975 Taxes Cancelled, Abated or Adjusted	
Environmental Inspection & Control		CAPITAL OUTLAY TOTAL	13,800.81	Transfer to Tax Title Liens or Foreclosed	
Other Public Safety		Public Enterprises		Balance Outstanding Dec. 31, 1975	9,452.73
PUBLIC WORKS		Recreation—Culture		PRIOR YEARS TAXES OUTSTANDING	
Streets and Drainage	25,945.00	Public Works	10,000.00	Balance January 1, 1975	10,051.98
Sewers and Sewage Processing	38,000.00	Buildings and Grounds	3,800.81	Collected in 1975	8,428.10
Garbage and Trash Disposal	10,500.00	Library and Education		Cancelled, Abated or Adjusted 1975	
Public Buildings and Grounds		Conservation		Transfers to Tax Title Liens or Foreclosed	
Other Public Works		All Other		Balance December 31, 1975	1,623.88
HEALTH and WELFARE		CAPITAL DEBT AUTHORIZED, DECEMBER 31, 1975		TAX TITLE LIENS OUTSTANDING	
Health Services Except Environmental	750.00	ISSUED AND UNISSUED		Balance January 1, 1975	
Welfare-Public Assistance	5,000.00	School		Transfer From Taxes	
Hospitals, Clinics, First Aid	200.00	Self-liquidating		Redeemed in 1975	
Animal, Insect, & Rodent Control	700.00	Other	3,100,000	Cancelled, Abated or Adjusted (1975)	
Other Welfare Services		Total	3,160,000	Transfers to Foreclosed Property	
RECREATION and CONSERVATION		ISSUED AND OUTSTANDING		Balance December 31, 1975	
Beaches and Boardwalks		School		PROPERTY ACQUIRED BY DEED OR	
Parks, Playgrounds, Shade Trees		Self-Liquidating		FORECLOSURE	
Land Reclamation & Conservation		Other	60,000.00	Balance January 1, 1975	
Other Recreational Services		Total	60,000.00	Transfers From Taxes or Liens	
EDUCATION (excluding schools)		EQUALIZED VALUATION BASIS		Sale for Cash (1975)	
Libraries		FOR NET DEBT COMPUTATION	41,310,918.67	Cancelled, Abated or Adjusted (1975)	
Other Educational Services		REAL PROPERTY VALUATIONS		Balance December 31, 1975	
STATUTORY EXPENDITURES		Code Class # of Parcels % VAL'N		CURRENT FINANCES DECEMBER 31, 1975	
Pensions & F. I. C. A.	18,500.00	1 Vacant Land 124 6.30		ASSETS	
Employee Fringe Benefits		2 Residential 456 92.98		Cash Dec. 31, 1975	485,092.57
Other Statutory Expenditures		3 Farm		Taxes Receivable	11,076.61
CETA And Other Public Employment Programs		4a Commercial 5 .71		Tax Title Liens	
MUNICIPAL FUNCTIONS TOTAL	341,245.00	4b Industrial		Foreclosed Property	
CAPITAL IMPROVEMENTS *MEMO*	5,000.00	4c Apartments		Emergencies & Other Deferred Charges	38,700.00
DEBT SERVICE		Total	585	State and Federal Aid Receivable	
Principal Payments	60,000.00	Land Area .44 Sq. Miles		Other Receivables	11,938.98
Interest Payments	300.00	Net Valuation Taxable-Municipal	39,942,588.00	Total	546,808.16
DEFERRED CHARGES		Net Valuation Taxable-County	40,906,211.00	LIABILITIES, RESERVES, AND SURPLUS	
SCHOOL, COUNTY, SPECIAL DISTRICT TAXES	263,920.06	State Equalized Valuation	44,492,760.00	Cash Liabilities	308,728.44
RESERVE FOR UNCOLLECTED TAXES	15,000.00	State Equalization Ratio	89.72	Reserves for Receivables	23,015.59
EXPENDITURES TOTAL	680,465.06			Surplus Dec. 31, 1975	215,064.13
				Total	546,808.16

0810

Population 1970 9,675
Population 1975 10,230
S & P Rating
Moody Rating

General Tax Rate Per \$100. 6.46
State Equalized Tax Rate 2.94

MANTUA TOWNSHIP — GLOUCESTER COUNTY

Form of Government:
Township Committee
Number of Members on Governing Body 5

PER CAPITA: 200.06
Gross Debt 37.18
Net Debt .14
Debt Service 258.46
Total Tax Levy 118.02
Municipal Expenditures
PER CENT: 2.55
Gross Debt .47
Net Debt 95.85
Tax Levy Collected
Tax Levy Cancelled, Abated or Adjusted .10

EXPENDITURES		REVENUES-REALIZED		1975 PROPERTY TAX	
GENERAL GOVERNMENT				STATE EQUALIZED TAX RATE	
Governing Body & Public Boards		1975 Property Taxes Collected	2,539,726.35	Local District School Taxes	.79 716,674.00
Municipal Clerk		1975 Payments in Lieu of Taxes		Regional & Consolidated School Tax	1.24 1,124,865.13
Financial Administration	11,448.60	Delinquent Tax & Lien Collections	79,404.78	School Taxes in Municipal Budget	
Assessment of Taxes	47,974.36	Business Personalty Replacement Taxes	38,832.66	County Taxes	.56 508,817.90
Collection of Taxes	11,739.55	Taxes from Public Utilities	229,648.87	County Library Taxes	
Planning, Housing & Development	19,264.47	Other Miscellaneous Tax Revenues		Local Municipal Purpose Taxes	.27 247,909.88
Human Resources		State Aid Revenues	109,204.50	Veteran & Senior Citizen Taxes	.07 61,500.00
Elections		Federal Aid Revenues	155,447.44	Total Taxes for Rate Computation	2.93 2,659,766.91
General Administration (other)	99,936.98	State and Local Fiscal Assistance Act Utilized	53,396.00	Special District Taxes	
JUDICIARY		Sale of Acquired Property	27,000.00	Bank Stock Taxes	14,090.12
Municipal Courts	15,071.97	Other Miscellaneous Revenues	114,098.43	Added and Omitted Taxes	31,659.89
PUBLIC SAFETY		Total	3,346,759.03	Total Taxes Levied - ABSTRACT	2,644,016.92
Fire Protection	44,986.53	Prior Years Surplus Appropriated	241,667.56	Total Taxes Billed	2,649,682.40
Police Protection	319,705.59	REVENUES TOTAL	3,588,426.59	1975 TAXES COLLECTED	2,539,726.35
Civil Defense & Disaster Control	134.50	Reserve For Uncollected Taxes	97,960.00	1975 Taxes Cancelled, Abated or Adjusted	2,619.08
Environmental Inspection & Control	4,331.77			Transfer to Tax Title Liens or Foreclosed	6,104.70
Other Public Safety		CAPITAL OUTLAY TOTAL	238,828.39	Balance Outstanding Dec. 31, 1975	101,232.27
PUBLIC WORKS				PRIOR YEARS TAXES OUTSTANDING	
Streets and Drainage	270,889.09	Public Enterprises		Balance January 1, 1975	83,311.84
Sewers and Sewage Processing	1,570.00	Recreation—Culture		Collected in 1975	78,979.68
Garbage and Trash Disposal		Public Works	8,340.00	Cancelled, Abated or Adjusted 1975	
Public Buildings and Grounds	21,451.66	Buildings and Grounds	230,488.39	Transfers to Tax Title Liens or Foreclosed	4,332.16
Other Public Works		Library and Education		Balance December 31, 1975	
HEALTH and WELFARE		Conservation		TAX TITLE LIENS OUTSTANDING	
Health Services Except Environmental	1,452.98	All Other		Balance January 1, 1975	4,153.95
Welfare-Public Assistance	2,057.50			Transfer From Taxes	11,035.01
Hospitals, Clinics, First Aid		CAPITAL DEBT AUTHORIZED, DECEMBER 31, 1975		Redeemed in 1975	425.10
Animal, Insect, & Rodent Control		ISSUED AND UNISSUED		Cancelled, Abated or Adjusted (1975)	90.92
Other Welfare Services		School	1,666,253	Transfers to Foreclosed Property	3,590.05
RECREATION and CONSERVATION		Self-Liquidating		Balance December 31, 1975	11,082.89
Beaches and Boardwalks		Other	380,338	PROPERTY ACQUIRED BY DEED OR	
Parks, Playgrounds, Shade Trees		Total	2,046,591	FORECLOSURE	
Land Reclamation & Conservation	10.00			Balance January 1, 1975	338,809.95
Other Recreational Services	7,496.86	ISSUED AND OUTSTANDING		Transfers From Taxes or Liens	3,590.05
EDUCATION (excluding schools)		School	1,666,253.00	Sale for Cash (1975)	27,000.00
Libraries		Self-Liquidating		Cancelled, Abated or Adjusted (1975)	
Other Educational Services		Other	220,000.00	Balance December 31, 1975	315,400.00
STATUTORY EXPENDITURES		Total	1,886,253.00	CURRENT FINANCES DECEMBER 31, 1975	
Pensions & F. I. C. A.	32,959.99	EQUALIZED VALUATION BASIS		ASSETS	
Employee Fringe Benefits	14,416.34	FOR NET DEBT COMPUTATION	80,124,864.00	Cash Dec. 31, 1975	419,218.86
Other Statutory Expenditures		REAL PROPERTY VALUATIONS		Taxes Receivable	101,232.27
CETA And Other Public Employment Programs	155,760.12	Code Class # of Parcels % VAL'N		Tax Title Liens	11,082.89
MUNICIPAL FUNCTIONS TOTAL	1,082,698.86	1 Vacant Land 513 3.35	1,353,600.00	Foreclosed Property	315,400.00
CAPITAL IMPROVEMENTS *MEMO*	35,000.00	2 Residential 2367 75.99	30,704,200.00	Emergencies & Other Deferred Charges	93,486.57
DEBT SERVICE		3 Farm 216 5.95	2,405,400.00	State and Federal Aid Receivable	32,500.00
Principal Payments		4a Commercial 137 11.39	4,604,400.00	Other Receivables	30,695.87
Interest Payments	1,466.67	4b Industrial 12 3.16	1,277,000.00	Total	1,003,616.46
		4c Apartments 2 .16	63,000.00	LIABILITIES, RESERVES, AND SURPLUS	
DEFERRED CHARGES	25,213.78	Total 3247	40,407,600.00	Cash Liabilities	158,862.60
SCHOOL, COUNTY, SPECIAL DISTRICT TAXES	2,350,357.03	Land Area 15.96 Sq. Miles		Reserves for Receivables	458,411.03
RESERVE FOR UNCOLLECTED TAXES	97,960.00	Net Valuation Taxable-Municipal	41,214,174.00	Surplus Dec. 31, 1975	386,342.83
EXPENDITURES TOTAL	3,557,696.34	Net Valuation Taxable-County	87,003,374.00	Total	1,003,616.46
		State Equalized Valuation	89,478,509.00		
		State Equalization Ratio	45.57		

1811

Population 1970 **13,055**
 Population 1975 **13,495**
 S & P Rating
 Moody Rating **A**

General Tax Rate Per \$100. **6.84**
 State Equalized Tax Rate **3.13**

MANVILLE BOROUGH — SOMERSET COUNTY
 Form of Government:
 Borough Council
 Number of Members on Governing Body **6**

PER CAPITA:
 Gross Debt **412.20**
 Net Debt **178.05**
 Debt Service **16.42**
 Total Tax Levy **324.15**
 Municipal Expenditures **154.24**

PER CENT:
 Gross Debt **4.12**
 Net Debt **1.78**
 Tax Levy Collected **94.87**
 Tax Levy Cancelled, Abated or Adjusted **.09**

EXPENDITURES		REVENUES-REALIZED		1975 PROPERTY TAX	
GENERAL GOVERNMENT				STATE EQUALIZED TAX RATE 2.10	
Governing Body & Public Boards		1975 Property Taxes Collected	4,152,765.41	Local District School Taxes	2,979,131.00
Municipal Clerk		1975 Payments in Lieu of Taxes		Regional & Consolidated School Tax	
Financial Administration	23,760.00	Delinquent Tax & Lien Collections	204,687.58	School Taxes in Municipal Budget	
Assessment of Taxes	7,735.00	Business Personalty Replacement Taxes	564,739.02	County Taxes	.52 732,247.85
Collection of Taxes	26,950.00	Taxes from Public Utilities	186,259.07	County Library Taxes	
Planning, Housing & Development	8,900.00	Other Miscellaneous Tax Revenues		Local Municipal Purpose Taxes	.45 643,829.36
Human Resources		State Aid Revenues	7,641.29	Veteran & Senior Citizen Taxes	.06 80,650.00
Elections	2,150.00	Federal Aid Revenues		Total Taxes for Rate Computation	3.13 4,435,858.21
General Administration (other)	133,355.00	State and Local Fiscal Assistance Act Utilized	110,404.69	Special District Taxes	
JUDICIARY		Sale of Acquired Property	24,350.00	Bank Stock Taxes	18,490.07
Municipal Courts	8,575.00	Other Miscellaneous Revenues	140,189.10	Added and Omitted Taxes	721.62
PUBLIC SAFETY		Total	5,391,036.16	Total Taxes Levied - ABSTRACT	4,374,419.90
Fire Protection	35,375.00	Prior Years Surplus Appropriated	300,000.00	Total Taxes Billed	4,377,552.06
Police Protection	356,037.00	REVENUES TOTAL	5,691,036.16	1975 TAXES COLLECTED	4,152,765.41
Civil Defense & Disaster Control	2,600.00	Reserve For Uncollected Taxes	283,286.38	1975 Taxes Cancelled, Abated or Adjusted	3,850.78
Environmental Inspection & Control	5,370.00	CAPITAL OUTLAY TOTAL	166,659.58	Transfer to Tax Title Liens or Foreclosed	8,379.00
Other Public Safety		Public Enterprises	14,266.49	Balance Outstanding Dec. 31, 1975	212,556.97
PUBLIC WORKS		Recreation—Culture	52,751.39	PRIOR YEARS TAXES OUTSTANDING	
Streets and Drainage	283,175.00	Public Works	80,526.82	Balance January 1, 1975	206,630.97
Sewers and Sewage Processing	173,362.00	Buildings and Grounds	19,114.88	Collected in 1975	199,043.57
Garbage and Trash Disposal	84,500.00	Library and Education		Cancelled, Abated or Adjusted 1975	
Public Buildings and Grounds	19,700.00	Conservation		Transfers to Tax Title Liens or Foreclosed	499.73
Other Public Works		All Other		Balance December 31, 1975	7,087.67
HEALTH and WELFARE		CAPITAL DEBT AUTHORIZED, DECEMBER 31, 1975		TAX TITLE LIENS OUTSTANDING	
Health Services Except Environmental	22,400.00	ISSUED AND UNISSUED GROSS DEBT		Balance January 1, 1975	22,796.61
Welfare-Public Assistance	6,354.00	School	2,126,000	Transfer From Taxes	8,928.41
Hospitals, Clinics, First Aid	2,000.00	Self-liquidating	641,000	Redeemed in 1975	5,644.01
Animal, Insect, & Rodent Control	3,000.00	Other	2,795,580	Cancelled, Abated or Adjusted (1975)	
Other Welfare Services		Total	5,562,580	Transfers to Foreclosed Property	
RECREATION and CONSERVATION		ISSUED AND OUTSTANDING		Balance December 31, 1975	26,081.01
Beaches and Boardwalks		School	2,126,000.00	PROPERTY ACQUIRED BY DEED OR	
Parks, Playgrounds, Shade Trees	16,383.00	Self-Liquidating	519,000.00	FORECLOSURE	
Land Reclamation & Conservation		Other	2,574,000.00	Balance January 1, 1975	129,716.66
Other Recreational Services	59,417.00	Total	5,219,000.00	Transfers From Taxes or Liens	
EDUCATION (excluding schools)		EQUALIZED VALUATION BASIS		Sale for Cash (1975)	24,350.00
Libraries	42,000.00	FOR NET DEBT COMPUTATION	134,964,138.00	Cancelled, Abated or Adjusted (1975)	
Other Educational Services		REAL PROPERTY VALUATIONS		Balance December 31, 1975	105,366.66
STATUTORY EXPENDITURES		Code Class # of Parcels % VAL'N		CURRENT FINANCES DECEMBER 31, 1975	
Pensions & F. I. C. A.	98,020.00	1 Vacant Land 344 .97	626,400.00	ASSETS	
Employee Fringe Benefits	32,500.00	2 Residential 3070 73.25	47,254,240.00	Cash Dec. 31, 1975	290,116.84
Other Statutory Expenditures		3 Farm 5 .01	4,200.00	Taxes Receivable	219,644.64
CETA And Other Public Employment Programs		4a Commercial 139 9.62	6,207,900.00	Tax Title Liens	26,081.01
MUNICIPAL FUNCTIONS TOTAL	1,455,618.00	4b Industrial 13 15.77	10,169,600.00	Foreclosed Property	105,366.66
CAPITAL IMPROVEMENTS *MEMO*	15,000.00	4c Apartments 6 .38	244,700.00	Emergencies & Other Deferred Charges	52,358.94
DEBT SERVICE		Total 3577	64,507,040.00	State and Federal Aid Receivable	43,454.00
Principal Payments	95,000.00	Land Area 2.50 Sq. Miles		Other Receivables	9,399.17
Interest Payments	126,600.00	Net Valuation Taxable-Municipal	64,882,381.00	Total	746,421.26
DEFERRED CHARGES	120,977.38	Net Valuation Taxable-County	158,879,846.00	LIABILITIES, RESERVES, AND SURPLUS	
SCHOOL, COUNTY, SPECIAL DISTRICT TAXES	3,711,378.85	State Equalized Valuation	141,513,270.00	Cash Liabilities	146,663.62
RESERVE FOR UNCOLLECTED TAXES	283,286.38	State Equalization Ratio	45.77	Reserves for Receivables	360,491.48
EXPENDITURES TOTAL	5,792,860.61			Surplus Dec. 31, 1975	239,266.16
				Total	746,421.26

0319

Population 1970 **16,495**
 Population 1975 **18,295**
 S & P Rating
 Moody Rating **A**

General Tax Rate Per \$100. **5.08**
 State Equalized Tax Rate **3.04**

MAPLE SHADE TOWNSHIP — BURLINGTON CO.
 Form of Government:
 Council-Manager Plan E (OMCL50)
 Number of Members on Governing Body 5

PER CAPITA:
 Gross Debt **477.59**
 Net Debt **78.87**
 Debt Service **9.71**
 Total Tax Levy **286.63**
 Municipal Expenditures **111.61**

PER CENT:
 Gross Debt **5.76**
 Net Debt **.95**
 Tax Levy Collected **93.91**
 Tax Levy Cancelled, Abated or Adjusted **1.26**

EXPENDITURES		REVENUES-REALIZED		1975 PROPERTY TAX	
GENERAL GOVERNMENT				STATE EQUALIZED TAX RATE	
Governing Body & Public Boards	5,000.00	1975 Property Taxes Collected	4,934,328.04	Local District School Taxes	1.98
Municipal Clerk	19,919.00	1975 Payments in Lieu of Taxes		Regional & Consolidated School Tax	
Financial Administration	15,000.00	Delinquent Tax & Lien Collections	125,010.62	School Taxes in Municipal Budget	
Assessment of Taxes	14,804.00	Business Personalty Replacement Taxes	80,989.07	County Taxes	.54
Collection of Taxes	51,832.00	Taxes from Public Utilities	392,863.45	County Library Taxes	.02
Planning, Housing & Development	7,100.00	Other Miscellaneous Tax Revenues		Local Municipal Purpose Taxes	.44
Human Resources		State Aid Revenues	4,129.00	Veteran & Senior Citizen Taxes	.07
Elections		Federal Aid Revenues	70,817.95	Total Taxes for Rate Computation	3.05
General Administration (other)	129,454.00	State and Local Fiscal Assistance Act Utilized	127,898.74	Special District Taxes	
JUDICIARY		Sale of Acquired Property		Bank Stock Taxes	8,383.03
Municipal Courts	21,996.00	Other Miscellaneous Revenues	112,957.97	Added and Omitted Taxes	144,282.58
PUBLIC SAFETY		Total	5,848,994.84	Total Taxes Levied ABSTRACT	5,243,971.78
Fire Protection	39,110.00	Prior Years Surplus Appropriated	425,000.00	Total Taxes Billed	5,254,238.44
Police Protection	498,485.98	REVENUES TOTAL	6,273,994.84	1975 TAXES COLLECTED	4,934,328.04
Civil Defense & Disaster Control	7,000.00	Reserve For Uncollected Taxes	281,022.00	1975 Taxes Cancelled, Abated or Adjusted	66,207.72
Environmental Inspection & Control	5,759.00	CAPITAL OUTLAY TOTAL	1,431,444.31	Transfer to Tax Title Liens or Foreclosed	27,738.34
Other Public Safety				Balance Outstanding Dec. 31, 1975	225,964.34
PUBLIC WORKS				PRIOR YEARS TAXES OUTSTANDING	
Streets and Drainage	220,000.00	Public Enterprises	1,331,137.35	Balance January 1, 1975	228,557.35
Sewers and Sewage Processing		Recreation—Culture		Collected in 1975	114,000.09
Garbage and Trash Disposal	116,500.00	Public Works	100,306.96	Cancelled, Abated or Adjusted 1975	30,925.19
Public Buildings and Grounds	51,183.48	Buildings and Grounds		Transfers to Tax Title Liens or Foreclosed	59,710.58
Other Public Works		Library and Education		Balance December 31, 1975	23,921.49
HEALTH and WELFARE		Conservation		TAX TITLE LIENS OUTSTANDING	
Health Services Except Environmental	10,100.00	All Other		Balance January 1, 1975	41,136.35
Welfare-Public Assistance		CAPITAL DEBT AUTHORIZED, DECEMBER 31, 1975		Transfer From Taxes	87,448.92
Hospitals, Clinics, First Aid		ISSUED AND UNISSUED		Redeemed in 1975	11,010.53
Animal, Insect, & Rodent Control		School	4,688,000	Cancelled, Abated or Adjusted (1975)	
Other Welfare Services		Self-liquidating	2,606,551	Transfers to Foreclosed Property	
RECREATION and CONSERVATION		Other	1,442,885	Balance December 31, 1975	117,574.74
Beaches and Boardwalks		Total	8,737,436	PROPERTY ACQUIRED BY DEED OR FORECLOSURE	
Parks, Playgrounds, Shade Trees	500.00	ISSUED AND OUTSTANDING		Balance January 1, 1975	16,822.87
Land Reclamation & Conservation	20,781.00	School	4,688,000.00	Transfers From Taxes or Liens	
Other Recreational Services		Self-Liquidating	2,404,000.00	Sale for Cash (1975)	
EDUCATION (excluding schools)		Other	1,280,190.00	Cancelled, Abated or Adjusted (1975)	
Libraries	20,000.00	Total	8,372,190.00	Balance December 31, 1975	16,822.87
Other Educational Services		EQUALIZED VALUATION BASIS		CURRENT FINANCES DECEMBER 31, 1975	
STATUTORY EXPENDITURES		FOR NET DEBT COMPUTATION	151,775,267.00	ASSETS	
Pensions & F. I. C. A.	59,047.71	REAL PROPERTY VALUATIONS		Cash Dec. 31, 1975	787,034.72
Employee Fringe Benefits	19,300.00	Code Class # of Parcels % VAL'N		Taxes Receivable	249,885.83
Other Statutory Expenditures		1 Vacant Land 232 2.88	2,926,165.00	Tax Title Liens	117,574.74
CETA And Other Public Employment Programs	125,000.00	2 Residential 4510 64.00	65,077,105.00	Foreclosed Property	16,822.87
MUNICIPAL FUNCTIONS TOTAL	1,457,872.17	3 Farm 3 .03	26,900.00	Emergencies & Other Deferred Charges	13,660.26
CAPITAL IMPROVEMENTS *MEMO*	2,537.96	4a Commercial 198 13.58	13,809,446.00	State and Federal Aid Receivable	31,674.31
DEBT SERVICE		4b Industrial 24 2.02	2,055,550.00	Other Receivables	23,304.41
Principal Payments	90,600.00	4c Apartments 34 17.49	17,783,920.00	Total	1,239,957.14
Interest Payments	87,098.00	Total 5001	101,679,086.00	LIABILITIES, RESERVES, AND SURPLUS	
DEFERRED CHARGES	125,240.63	Land Area 3.72 Sq. Miles		Cash Liabilities	422,009.24
SCHOOL, COUNTY, SPECIAL DISTRICT TAXES	4,339,388.20	Net Valuation Taxable-Municipal	102,576,009.00	Reserves for Receivables	407,587.85
RESERVE FOR UNCOLLECTED TAXES	281,022.00	Net Valuation Taxable-County	156,658,596.00	Surplus Dec. 31, 1975	410,360.05
EXPENDITURES TOTAL	6,381,221.00	State Equalized Valuation	170,619,302.00	Total	1,239,957.14
		State Equalization Ratio	59.91		

0711

Population 1970 **24,935**
 Population 1975 **24,580**
 S & P Rating
 Moody Rating **AA**

General Tax Rate Per \$100. **6.88**
 State Equalized Tax Rate **4.49**

MAPLEWOOD TOWNSHIP — ESSEX COUNTY

Form of Government:

Township Committee

Number of Members on Governing Body 5

PER CAPITA:

Gross Debt **445.26**
 Net Debt **229.51**
 Debt Service **4.81**
 Total Tax Levy **577.01**
 Municipal Expenditures **221.35**

PER CENT:

Gross Debt **3.65**
 Net Debt **1.88**
 Tax Levy Collected **97.39**
 Tax Levy Cancelled, Abated or Adjusted **.34**

EXPENDITURES		REVENUES-REALIZED		1975 PROPERTY TAX	
GENERAL GOVERNMENT		STATE EQUALIZED TAX RATE		2.14	
Governing Body & Public Boards		1975 Property Taxes Collected	13,833,276.89	Local District School Taxes	6,807,972.73
Municipal Clerk		1975 Payments in Lieu of Taxes	14,046.75	Regional & Consolidated School Tax	
Financial Administration	17,830.06	Delinquent Tax & Lien Collections	265,475.80	School Taxes in Municipal Budget	
Assessment of Taxes	38,787.89	Business Personalty Replacement Taxes	222,715.71	County Taxes	1.28
Collection of Taxes	51,889.07	Taxes from Public Utilities	481,600.82	County Library Taxes	
Planning, Housing & Development	11,321.82	Other Miscellaneous Tax Revenues		Local Municipal Purpose Taxes	1.03
Human Resources	13,557.00	State Aid Revenues	33,155.94	Veteran & Senior Citizen Taxes	.05
Elections		Federal Aid Revenues		Total Taxes for Rate Computation	4.50
General Administration (other)	304,727.99	State and Local Fiscal Assistance Act Utilized	613,122.23	Special District Taxes	
JUDICIARY		Sale of Acquired Property		Bank Stock Taxes	25,815.71
Municipal Courts	26,181.10	Other Miscellaneous Revenues	224,511.55	Added and Omitted Taxes	17,268.80
PUBLIC SAFETY		Total	15,687,905.69	Total Taxes Levied - ABSTRACT	14,182,972.32
Fire Protection	926,894.11	Prior Years Surplus Appropriated	442,500.00	Total Taxes Billed	14,203,403.57
Police Protection	961,823.56	REVENUES TOTAL	16,130,405.69	1975 TAXES COLLECTED	13,833,276.89
Civil Defense & Disaster Control	10,141.47	Reserve For Uncollected Taxes	585,980.28	1975 Taxes Cancelled, Abated or Adjusted	48,982.66
Environmental Inspection & Control	34,513.98	CAPITAL OUTLAY TOTAL	646,765.96	Transfer to Tax Title Liens or Foreclosed	18,274.40
Other Public Safety		Public Enterprises		Balance Outstanding Dec. 31, 1975	302,869.62
PUBLIC WORKS		Recreation—Culture	30,478.33	PRIOR YEARS TAXES OUTSTANDING	
Streets and Drainage	522,941.57	Public Works	595,287.63	Balance January 1, 1975	275,622.92
Sewers and Sewage Processing	93,397.79	Buildings and Grounds	21,000.00	Collected in 1975	265,475.80
Garbage and Trash Disposal	12,275.00	Library and Education		Cancelled, Abated or Adjusted 1975	1,772.34
Public Buildings and Grounds	234,497.85	Conservation		Transfers to Tax Title Liens or Foreclosed	8,374.78
Other Public Works	95,866.93	All Other		Balance December 31, 1975	
HEALTH and WELFARE		CAPITAL DEBT AUTHORIZED, DECEMBER 31, 1975		TAX TITLE LIENS OUTSTANDING	
Health Services Except Environmental	89,315.01	ISSUED AND UNISSUED		Balance January 1, 1975	11,293.88
Welfare-Public Assistance	8,251.65	SCHOOL GROSS DEBT	4,696,047	Transfer From Taxes	28,440.58
Hospitals, Clinics, First Aid		Self-liquidating	607,000	Redeemed in 1975	
Animal, Insect, & Rodent Control		Other	5,641,441	Cancelled, Abated or Adjusted (1975)	
Other Welfare Services	24,150.00	Total	10,944,488	Transfers to Foreclosed Property	
RECREATION and CONSERVATION		ISSUED AND OUTSTANDING		Balance December 31, 1975	39,734.46
Beaches and Boardwalks		SCHOOL	4,696,047.00	PROPERTY ACQUIRED BY DEED OR	
Parks, Playgrounds, Shade Trees	233,082.15	Self-Liquidating	607,000.00	FORECLOSURE	
Land Reclamation & Conservation		Other	1,543,912.00	Balance January 1, 1975	7,003.00
Other Recreational Services	125,807.35	Total	6,846,959.00	Transfers From Taxes or Liens	
EDUCATION (excluding schools)		EQUALIZED VALUATION BASIS		Sale for Cash (1975)	
Libraries	270,634.51	FOR NET DEBT COMPUTATION	299,950,340.67	Cancelled, Abated or Adjusted (1975)	
Other Educational Services		REAL PROPERTY VALUATIONS		Balance December 31, 1975	7,003.00
STATUTORY EXPENDITURES		Code Class # of Parcels % VAL'N		CURRENT FINANCES DECEMBER 31, 1975	
Pensions & F. I. C. A.	481,704.99	1 Vacant Land 143 .61	1,268,400.00	ASSETS	
Employee Fringe Benefits	113,174.28	2 Residential 6402 83.41	172,329,600.00	Cash Dec. 31, 1975	939,822.06
Other Statutory Expenditures		3 Farm		Taxes Receivable	302,869.62
CETA And Other Public Employment Programs		4a Commercial 271 11.58	23,920,300.00	Tax Title Liens	39,734.46
MUNICIPAL FUNCTIONS		4b Industrial 33 2.06	4,260,900.00	Foreclosed Property	7,003.00
CAPITAL IMPROVEMENTS *MEMO*	27,926.00	4c Apartments 157 2.33	4,822,900.00	Emergencies & Other Deferred Charges	119,905.00
DEBT SERVICE		Total 7006	206,602,100.00	State and Federal Aid Receivable	4,384.00
Principal Payments	72,000.00	Land Area 4.00 Sq. Miles		Other Receivables	
Interest Payments	46,219.38	Net Valuation Taxable-Municipal	207,942,800.00	Total	1,413,718.14
DEFERRED CHARGES		Net Valuation Taxable-County	309,267,414.00	LIABILITIES, RESERVES, AND SURPLUS	
SCHOOL, COUNTY, SPECIAL DISTRICT TAXES	10,876,226.47	State Equalized Valuation	317,375,403.00	Cash Liabilities	263,866.59
RESERVE FOR UNCOLLECTED TAXES	585,980.28	State Equalization Ratio	65.38	Reserves for Receivables	349,607.08
EXPENDITURES TOTAL	16,316,978.05			Surplus Dec. 31, 1975	800,244.47
				Total	1,413,718.14

0116

Population 1970 **10,580**
 Population 1975 **10,485**
 S & P Rating
 Moody Rating **A-1**

General Tax Rate Per \$100. **3.14**
 State Equalized Tax Rate **2.38**

MARGATE CITY — ATLANTIC COUNTY

Form of Government:

Commission (1911)

Number of Members on Governing Body 3

PER CAPITA:

Gross Debt **248.93**
 Net Debt **175.97**
 Debt Service **30.24**
 Total Tax Levy **450.33**
 Municipal Expenditures **269.71**

PER CENT:

Gross Debt **1.46**
 Net Debt **1.03**
 Tax Levy Collected **97.16**
 Tax Levy Cancelled, Abated or Adjusted **.06**

EXPENDITURES		REVENUES-REALIZED		1975 PROPERTY TAX	
GENERAL GOVERNMENT				STATE EQUALIZED TAX RATE 2.38	
Governing Body & Public Boards				Local District School Taxes .87	1,729,292.50
Municipal Clerk	9,266.40	1975 Property Taxes Collected 4,589,005.59		Regional & Consolidated School Tax	
Financial Administration	8,500.00	1975 Payments in Lieu of Taxes		School Taxes in Municipal Budget .07	131,663.00
Assessment of Taxes	36,900.00	Delinquent Tax & Lien Collections 146,358.70		County Taxes .81	1,604,443.72
Collection of Taxes	54,847.07	Business Personalty Replacement Taxes 45,852.33		County Library Taxes .01	25,177.22
Planning, Housing & Development	9,300.00	Taxes from Public Utilities 241,859.80		Local Municipal Purpose Taxes .58	1,157,494.21
Human Resources		Other Miscellaneous Tax Revenues		Veteran & Senior Citizen Taxes .04	83,530.00
Elections	4,759.86	State Aid Revenues 6,611.00		Total Taxes for Rate Computation 2.38	4,731,600.65
General Administration (other)	147,960.00	Federal Aid Revenues 53,067.23		Special District Taxes	
JUDICIARY		State and Local Fiscal Assistance Act Utilized 86,743.00		Bank Stock Taxes	12,163.48
Municipal Courts	32,480.57	Sale of Acquired Property 7,900.00		Added and Omitted Taxes	61,500.29
PUBLIC SAFETY		Other Miscellaneous Revenues 375,274.12		Total Taxes Levied - ABSTRACT	4,721,734.42
Fire Protection	293,923.86	Total 5,552,681.77		Total Taxes Billed	4,723,384.42
Police Protection	461,246.11	Prior Years Surplus Appropriated 570,000.00		1975 TAXES COLLECTED	4,589,005.59
Civil Defense & Disaster Control	750.00	REVENUES TOTAL 6,122,681.77		1975 Taxes Cancelled, Abated or Adjusted	3,060.39
Environmental Inspection & Control	28,622.83	Reserve For Uncollected Taxes 246,892.83		Transfer to Tax Title Liens or Foreclosed	3,948.72
Other Public Safety		CAPITAL OUTLAY TOTAL 569,106.07		Balance Outstanding Dec. 31, 1975	127,369.72
PUBLIC WORKS				PRIOR YEARS TAXES OUTSTANDING	
Streets and Drainage	301,908.92	Public Enterprises 699.68		Balance January 1, 1975	131,275.01
Sewers and Sewage Processing	120,409.25	Recreation—Culture		Collected in 1975	130,588.06
Garbage and Trash Disposal	155,400.00	Public Works		Cancelled, Abated or Adjusted 1975	
Public Buildings and Grounds	84,892.66	Buildings and Grounds 22,396.41		Transfers to Tax Title Liens or Foreclosed	686.95
Other Public Works		Library and Education 546,009.98		Balance December 31, 1975	
HEALTH and WELFARE		Conservation		TAX TITLE LIENS OUTSTANDING	
Health Services Except Environmental	1,803.60	All Other		Balance January 1, 1975	15,093.69
Welfare-Public Assistance	2,409.56	CAPITAL DEBT AUTHORIZED, DECEMBER 31, 1975		Transfer From Taxes	4,793.48
Hospitals, Clinics, First Aid	2,000.00	ISSUED AND UNISSUED GROSS DEBT NET DEBT		Redeemed in 1975	15,780.64
Animal, Insect, & Rodent Control	1,000.00	School 765,000		Cancelled, Abated or Adjusted (1975)	
Other Welfare Services		Self-Liquidating 302,000		Transfers to Foreclosed Property	
RECREATION and CONSERVATION		Other 1,543,000		Balance December 31, 1975	4,106.53
Beaches and Boardwalks	103,292.80	Total 2,610,000		PROPERTY ACQUIRED BY DEED OR	
Parks, Playgrounds, Shade Trees	56,175.00	ISSUED AND OUTSTANDING		FORECLOSURE	
Land Reclamation & Conservation		School 765,000.00		Balance January 1, 1975	121,497.50
Other Recreational Services		Self-Liquidating 301,000.00		Transfers From Taxes or Liens	
EDUCATION (excluding schools)		Other 1,539,000.00		Sale for Cash (1975)	7,900.00
Libraries	25,000.00	Total 2,605,000.00		Cancelled, Abated or Adjusted (1975)	
Other Educational Services		EQUALIZED VALUATION BASIS		Balance December 31, 1975	113,597.50
STATUTORY EXPENDITURES		FOR NET DEBT COMPUTATION 178,746,252.67		CURRENT FINANCES DECEMBER 31, 1975	
Pensions & F. I. C. A.	160,260.24	REAL PROPERTY VALUATIONS		ASSETS	
Employee Fringe Benefits	43,416.39	Code Class # of Parcels % VAL'N		Cash Dec. 31, 1975	868,068.86
Other Statutory Expenditures		1 Vacant Land 950 3.79		Taxes Receivable	127,369.72
CETA And Other Public Employment Programs	66,679.55	2 Residential 4400 84.38		Tax Title Liens	4,106.53
MUNICIPAL FUNCTIONS TOTAL	2,213,204.67	3 Farm		Foreclosed Property	113,597.50
CAPITAL IMPROVEMENTS *MEMO*	8,000.00	4a Commercial 135 5.10		Emergencies & Other Deferred Charges	80,264.67
DEBT SERVICE		4b Industrial		State and Federal Aid Receivable	14,308.19
Principal Payments	215,000.00	4c Apartments 64 6.73		Other Receivables	2,631.34
Interest Payments	102,063.00	Total 5549		Total	1,210,346.81
TYPE I SCHL DEBT *MEMO	131,663.00	Land Area 1.40 Sq. Miles		LIABILITIES, RESERVES, AND SURPLUS	
DEFERRED CHARGES	50,770.86	Net Valuation Taxable-Municipal 150,764,999.00		Cash Liabilities	565,675.12
SCHOOL, COUNTY, SPECIAL DISTRICT TAXES	3,490,576.44	Net Valuation Taxable-County 186,810,489.00		Reserves for Receivables	247,705.09
RESERVE FOR UNCOLLECTED TAXES	246,892.83	State Equalized Valuation 197,844,072.00		Surplus Dec. 31, 1975	396,966.60
EXPENDITURES TOTAL	6,318,507.80	State Equalization Ratio 76.11		Total	1,210,346.81

1328

Population 1970 12,315
 Population 1975 13,580
 S & P Rating 888
 Moody Rating

General Tax Rate Per \$100. 4.70
 State Equalized Tax Rate 3.38

MARLBORO TOWNSHIP — MONMOUTH COUNTY

Form of Government:

Council-Manager Plan E (OMCL50)

Number of Members on Governing Body 5

PER CAPITA:

Gross Debt 1,339.83
 Net Debt 736.88
 Debt Service 5.32
 Total Tax Levy 506.78
 Municipal Expenditures 147.11

PER CENT:

Gross Debt 10.69
 Net Debt 5.88
 Tax Levy Collected 96.49
 Tax Levy Cancelled, Abated or Adjusted .08

EXPENDITURES		REVENUES-REALIZED		1975 PROPERTY TAX	
GENERAL GOVERNMENT		1975 Property Taxes Collected		STATE EQUALIZED TAX RATE	
Governing Body & Public Boards			6,637,222.76	Local District School Taxes	2.03
Municipal Clerk				Regional & Consolidated School Tax	.65
Financial Administration	33,400.00	1975 Payments in Lieu of Taxes	221,302.43	School Taxes in Municipal Budget	
Assessment of Taxes	17,350.00	Delinquent Tax & Lien Collections	54,988.19	County Taxes	.58
Collection of Taxes	20,800.00	Business Personalty Replacement Taxes	379,151.67	County Library Taxes	.02
Planning, Housing & Development	14,600.00	Taxes from Public Utilities	2,814.54	Local Municipal Purpose Taxes	.09
Human Resources	3,500.00	Other Miscellaneous Tax Revenues	23,854.32	Veteran & Senior Citizen Taxes	.02
Elections	2,700.00	State Aid Revenues	174,544.68	Total Taxes for Rate Computation	3.39
General Administration (other)	303,700.00	Federal Aid Revenues	2,197.00	Special District Taxes	
JUDICIARY		State and Local Fiscal Assistance Act Utilized	351,618.04	Bank Stock Taxes	
Municipal Courts	23,350.00	Sale of Acquired Property	7,847,693.63	Added and Omitted Taxes	
PUBLIC SAFETY		Other Miscellaneous Revenues	550,000.00	Total Taxes Levied - ABSTRACT	
Fire Protection		Total	8,397,693.63	Total Taxes Billed	
Police Protection	522,300.00	Prior Years Surplus Appropriated	235,632.43	1975 TAXES COLLECTED	
Civil Defense & Disaster Control		REVENUES TOTAL	1,444,565.53	1975 Taxes Cancelled, Abated or Adjusted	
Environmental Inspection & Control	21,650.00	Reserve For Uncollected Taxes		Transfer to Tax Title Liens or Foreclosed	
Other Public Safety	7,067.00	CAPITAL OUTLAY TOTAL		Balance Outstanding Dec. 31, 1975	
PUBLIC WORKS		Public Enterprises	632,798.86	PRIOR YEARS TAXES OUTSTANDING	
Streets and Drainage	329,820.00	Recreation—Culture	48,123.05	Balance January 1, 1975	
Sewers and Sewage Processing		Public Works	723,629.64	Collected in 1975	
Garbage and Trash Disposal	5,200.00	Buildings and Grounds	20,000.00	Cancelled, Abated or Adjusted 1975	
Public Buildings and Grounds	63,600.00	Library and Education	20,013.98	Transfers to Tax Title Liens or Foreclosed	
Other Public Works		Conservation		Balance December 31, 1975	
HEALTH and WELFARE		All Other		TAX TITLE LIENS OUTSTANDING	
Health Services Except Environmental	10,800.00	CAPITAL DEBT AUTHORIZED, DECEMBER 31, 1975		Balance January 1, 1975	
Welfare-Public Assistance	2,450.00	ISSUED AND UNISSUED		Transfer From Taxes	
Hospitals, Clinics, First Aid		School	14,803,692	Redeemed in 1975	
Animal, Insect, & Rodent Control	5,000.00	Self-liquidating	650,000	Cancelled, Abated or Adjusted (1975)	
Other Welfare Services		Other	2,741,241	Transfers to Foreclosed Property	
RECREATION and CONSERVATION		Total	18,194,933	Balance December 31, 1975	
Beaches and Boardwalks		ISSUED AND OUTSTANDING		PROPERTY ACQUIRED BY DEED OR FORECLOSURE	
Parks, Playgrounds, Shade Trees	13,700.00	School	14,179,692.00	Balance January 1, 1975	
Land Reclamation & Conservation		Self-Liquidating	650,000.00	Transfers From Taxes or Liens	
Other Recreational Services	101,400.00	Other	1,725,000.00	Sale for Cash (1975)	
EDUCATION (excluding schools)		Total	16,554,692.00	Cancelled, Abated or Adjusted (1975)	
Libraries	13,000.00	EQUALIZED VALUATION BASIS		Balance December 31, 1975	
Other Educational Services	2,000.00	FOR NET DEBT COMPUTATION		CURRENT FINANCES DECEMBER 31, 1975	
STATUTORY EXPENDITURES		REAL PROPERTY VALUATIONS		ASSETS	
Pensions & F. I. C. A.	81,671.00	Code Class # of Parcels % VAL'N		Cash Dec. 31, 1975	
Employee Fringe Benefits		1 Vacant Land 873 5.92	8,205,500.00	Taxes Receivable	
Other Statutory Expenditures		2 Residential 3245 77.64	107,611,902.00	Tax Title Liens	
CETA And Other Public Employment Programs	33,790.00	3 Farm 445 7.14	9,907,817.00	Foreclosed Property	
MUNICIPAL FUNCTIONS TOTAL	1,632,848.00	4a Commercial 112 6.40	8,868,920.00	Emergencies & Other Deferred Charges	
CAPITAL IMPROVEMENTS *MEMO*	13,544.68	4b Industrial 23 2.80	3,881,870.00	State and Federal Aid Receivable	
DEBT SERVICE		4c Apartments 3 .10	132,900.00	Other Receivables	
Principal Payments	50,000.00	Total	138,608,909.00	Total	
Interest Payments	22,312.50	Land Area 30.35 Sq. Miles		LIABILITIES, RESERVES, AND SURPLUS	
DEFERRED CHARGES	56,950.00	Net Valuation Taxable-Municipal	140,836,854.00	Cash Liabilities	
SCHOOL, COUNTY, SPECIAL DISTRICT TAXES	6,610,919.79	Net Valuation Taxable-County	180,077,065.00	Reserves for Receivables	
RESERVE FOR UNCOLLECTED TAXES	235,632.43	State Equalized Valuation	194,581,703.00	Surplus Dec. 31, 1975	
EXPENDITURES TOTAL	8,608,662.72	State Equalization Ratio	72.06	Total	

1329
Population 1970 9,170
Population 1975 9,670
S & P Rating
Moody Rating BAA

General Tax Rate Per \$100. 4.12
State Equalized Tax Rate 2.96

MATAWAN BOROUGH — MONMOUTH COUNTY
Form of Government:
Borough Council
Number of Members on Governing Body 6

PER CAPITA:
Gross Debt 564.29
Net Debt 246.17
Debt Service 6.39
Total Tax Levy 327.78
Municipal Expenditures 154.70
PER CENT:
Gross Debt 5.83
Net Debt 2.54
Tax Levy Collected 95.12
Tax Levy Cancelled, Abated or Adjusted .97

EXPENDITURES		REVENUES-REALIZED		1975 PROPERTY TAX	
GENERAL GOVERNMENT				STATE EQUALIZED TAX RATE →	
Governing Body & Public Boards	150.00	1975 Property Taxes Collected	3,024,613.27	Local District School Taxes	
Municipal Clerk		1975 Payments in Lieu of Taxes		Regional & Consolidated School Tax 1.85	1,985,397.34
Financial Administration	11,045.00	Delinquent Tax & Lien Collections	132,156.12	School Taxes in Municipal Budget	
Assessment of Taxes	5,445.00	Business Personality Replacement Taxes	35,541.32	County Taxes .56	605,363.57
Collection of Taxes	12,915.00	Taxes from Public Utilities	427,491.61	County Library Taxes	
Planning, Housing & Development	16,250.00	Other Miscellaneous Tax Revenues		Local Municipal Purpose Taxes .52	554,586.20
Human Resources		State Aid Revenues	2,130.50	Veteran & Senior Citizen Taxes .03	37,570.00
Elections	2,089.00	Federal Aid Revenues	95,840.20	Total Taxes for Rate Computation 2.96	3,182,917.11
General Administration (other)	154,744.00	State and Local Fiscal Assistance Act Utilized	84,334.00	Special District Taxes	
JUDICIARY		Sale of Acquired Property		Bank Stock Taxes	12,981.27
Municipal Courts	16,092.00	Other Miscellaneous Revenues	68,848.59	Added and Omitted Taxes	11,341.51
PUBLIC SAFETY		Total	3,870,955.61	Total Taxes Levied - ABSTRACT	3,169,669.89
Fire Protection	47,604.00	Prior Years Surplus Appropriated	270,000.00	Total Taxes Billed	3,179,909.89
Police Protection	450,761.00	REVENUES TOTAL	4,140,955.61	1975 TAXES COLLECTED	3,024,613.27
Civil Defense & Disaster Control	858.00	Reserve For Uncollected Taxes	178,100.00	1975 Taxes Cancelled, Abated or Adjusted	31,003.61
Environmental Inspection & Control	3,729.00	CAPITAL OUTLAY TOTAL	351,460.87	Transfer to Tax Title Liens or Foreclosed	15,074.37
Other Public Safety		Public Enterprises	28,833.99	Balance Outstanding Dec. 31, 1975	109,218.64
PUBLIC WORKS		Recreation—Culture		PRIOR YEARS TAXES OUTSTANDING	
Streets and Drainage	211,836.00	Public Works	259,807.47	Balance January 1, 1975	150,195.40
Sewers and Sewage Processing	78,160.00	Buildings and Grounds	62,819.41	Collected in 1975	113,510.19
Garbage and Trash Disposal	28,810.00	Library and Education		Cancelled, Abated or Adjusted 1975	
Public Buildings and Grounds		Conservation		Transfers to Tax Title Liens or Foreclosed	
Other Public Works		All Other		Balance December 31, 1975	36,685.21
HEALTH and WELFARE		CAPITAL DEBT AUTHORIZED, DECEMBER 31, 1975		TAX TITLE LIENS OUTSTANDING	
Health Services Except Environmental	13,531.00	ISSUED AND UNISSUED		Balance January 1, 1975	64,279.14
Welfare-Public Assistance	2,500.00	School	2,241,479	Transfer From Taxes	15,074.37
Hospitals, Clinics, First Aid		Self-liquidating	1,385,000	Redeemed in 1975	18,645.93
Animal, Insect, & Rodent Control		Other	1,830,250	Cancelled, Abated or Adjusted (1975)	
Other Welfare Services		Total	5,456,729	Transfers to Foreclosed Property	
RECREATION and CONSERVATION		ISSUED AND OUTSTANDING		Balance December 31, 1975	60,707.58
Beaches and Boardwalks	5,907.00	School	2,241,479.00	PROPERTY ACQUIRED BY DEED OR	
Parks, Playgrounds, Shade Trees	1,405.00	Self-Liquidating	679,000.00	FORECLOSURE	
Land Reclamation & Conservation	35,550.00	Other	1,023,500.00	Balance January 1, 1975	11,100.00
Other Recreational Services		Total	3,943,979.00	Transfers From Taxes or Liens	
EDUCATION (excluding schools)		EQUALIZED VALUATION BASIS		Sale for Cash (1975)	
Libraries	47,318.00	FOR NET DEBT COMPUTATION	93,670,703.00	Cancelled, Abated or Adjusted (1975)	
Other Educational Services	6,275.00	REAL PROPERTY VALUATIONS		Balance December 31, 1975	11,100.00
STATUTORY EXPENDITURES		Code Class # of Parcels % VAL'N	ASSESSED VALUATION	CURRENT FINANCES DECEMBER 31, 1975	
Pensions & F. I. C. A.	59,800.00	1 Vacant Land 254 2.12	1,627,500.00	ASSETS	
Employee Fringe Benefits	18,400.00	2 Residential 1923 72.33	55,463,650.00	Cash Dec. 31, 1975	405,974.87
Other Statutory Expenditures		3 Farm		Taxes Receivable	145,903.85
CETA And Other Public Employment Programs	13,500.00	4a Commercial 131 10.92	8,370,900.00	Tax Title Liens	60,707.58
MUNICIPAL FUNCTIONS TOTAL	1,244,674.00	4b Industrial 9 1.32	1,012,000.00	Foreclosed Property	11,100.00
CAPITAL IMPROVEMENTS *MEMO*	26,500.00	4c Apartments 14 13.31	10,202,900.00	Emergencies & Other Deferred Charges	5,879.81
DEBT SERVICE		Total 2331	76,676,950.00	State and Federal Aid Receivable	32,603.55
Principal Payments	35,000.00	Land Area 2.26 Sq. Miles		Other Receivables	7,124.85
Interest Payments	26,744.25	Net Valuation Taxable-Municipal	77,418,332.00	Total	669,294.51
DEFERRED CHARGES	11,442.72	Net Valuation Taxable-County	96,563,261.00	LIABILITIES, RESERVES, AND SURPLUS	
SCHOOL, COUNTY, SPECIAL DISTRICT TAXES	2,590,760.91	State Equalized Valuation	107,134,014.00	Cash Liabilities	192,095.16
RESERVE FOR UNCOLLECTED TAXES	178,100.00	State Equalization Ratio	72.08	Reserves for Receivables	224,836.28
EXPENDITURES TOTAL	4,086,721.88			Surplus Dec. 31, 1975	252,363.07
				Total	669,294.51

1330

Population 1970 17,745
 Population 1975 18,970
 S & P Rating
 Moody Rating BAA

General Tax Rate Per \$100 5.55
 State Equalized Tax Rate 3.84

MATAWAN TOWNSHIP — MONMOUTH COUNTY

Form of Government:

Council-Manager Plan E (OMCL50)

Number of Members on Governing Body 7

PER CAPITA:

Gross Debt 528.31
 Net Debt 158.75
 Debt Service 5.49
 Total Tax Levy 391.28
 Municipal Expenditures 143.19

PER CENT:

Gross Debt 5.82
 Net Debt 1.75
 Tax Levy Collected 94.06
 Tax Levy Cancelled, Abated or Adjusted .01

EXPENDITURES		REVENUES-REALIZED		1975 PROPERTY TAX	
GENERAL GOVERNMENT				STATE EQUALIZED TAX RATE →	
Governing Body & Public Boards	7,050.00	1975 Property Taxes Collected		Local District School Taxes	
Municipal Clerk		1975 Payments in Lieu of Taxes		Regional & Consolidated School Tax 2.51	4,759,971.53
Financial Administration	23,435.00	Delinquent Tax & Lien Collections		School Taxes in Municipal Budget	
Assessment of Taxes	18,805.00	Business Personalty Replacement Taxes		County Taxes .60	1,129,593.87
Collection of Taxes	43,700.00	Taxes from Public Utilities		County Library Taxes	
Planning, Housing & Development	26,165.00	Other Miscellaneous Tax Revenues		Local Municipal Purpose Taxes .70	1,320,700.85
Human Resources	250.00	State Aid Revenues		Veteran & Senior Citizen Taxes .04	79,750.00
Elections	4,101.31	Federal Aid Revenues		Total Taxes for Rate Computation 3.85	7,290,016.25
General Administration (other)	210,721.00	State and Local Fiscal Assistance Act Utilized		Special District Taxes	168,497.13
JUDICIARY		Sale of Acquired Property		Bank Stock Taxes	3,549.15
Municipal Courts	28,700.00	Other Miscellaneous Revenues		Added and Omitted Taxes	40,204.00
PUBLIC SAFETY		Total		Total Taxes Levied - ABSTRACT	7,422,516.53
Fire Protection		Prior Years Surplus Appropriated		Total Taxes Billed	7,422,516.53
Police Protection	597,565.00	REVENUES TOTAL		1975 TAXES COLLECTED	6,981,372.06
Civil Defense & Disaster Control	500.00	Reserve For Uncollected Taxes		1975 Taxes Cancelled, Abated or Adjusted	880.00
Environmental Inspection & Control	23,575.00	CAPITAL OUTLAY TOTAL		Transfer to Tax Title Liens or Foreclosed	92,880.58
Other Public Safety				Balance Outstanding Dec. 31, 1975	346,743.89
PUBLIC WORKS		Public Enterprises		PRIOR YEARS TAXES OUTSTANDING	
Streets and Drainage	443,132.69	Recreation—Culture		Balance January 1, 1975	405,991.32
Sewers and Sewage Processing		Public Works		Collected in 1975	317,866.45
Garbage and Trash Disposal	117,500.00	Buildings and Grounds		Cancelled, Abated or Adjusted 1975	
Public Buildings and Grounds	26,300.00	Library and Education		Transfers to Tax Title Liens or Foreclosed	11,947.90
Other Public Works		Conservation		Balance December 31, 1975	76,176.97
HEALTH and WELFARE		All Other		TAX TITLE LIENS OUTSTANDING	
Health Services Except Environmental	50,843.00	CAPITAL DEBT AUTHORIZED, DECEMBER 31, 1975		Balance January 1, 1975	232,844.34
Welfare-Public Assistance	18,240.00	ISSUED AND UNISSUED GROSS DEBT NET DEBT		Transfer From Taxes	106,080.41
Hospitals, Clinics, First Aid	3,000.00	School 4,120,520		Redeemed in 1975	57,386.19
Animal, Insect, & Rodent Control		Self-Liquidating 2,890,000		Cancelled, Abated or Adjusted (1975)	
Other Welfare Services		Other 3,011,529		Transfers to Foreclosed Property	32,308.64
RECREATION and CONSERVATION		Total 10,022,049		Balance December 31, 1975	249,229.92
Beaches and Boardwalks		ISSUED AND OUTSTANDING		PROPERTY ACQUIRED BY DEED OR	
Parks, Playgrounds, Shade Trees	123,963.00	School 1,420,520.00		FORECLOSURE	
Land Reclamation & Conservation	300.00	Self-Liquidating 1,140,000.00		Balance January 1, 1975	167,625.00
Other Recreational Services		Other 1,212,000.00		Transfers From Taxes or Liens	32,308.64
EDUCATION (excluding schools)		Total 3,772,520.00		Sale for Cash (1975)	15,926.00
Libraries		EQUALIZED VALUATION BASIS		Cancelled, Abated or Adjusted (1975)	
Other Educational Services	86,198.00	FOR NET DEBT COMPUTATION		Balance December 31, 1975	184,007.64
STATUTORY EXPENDITURES		REAL PROPERTY VALUATIONS		CURRENT FINANCES DECEMBER 31, 1975	
Pensions & F. I. C. A.	97,656.87	Code Class # of Parcels % VAL'N ASSESSED VALUATION		ASSETS	
Employee Fringe Benefits		1 Vacant Land 903 3.72 4,851,600.00		Cash Dec. 31, 1975	957,985.41
Other Statutory Expenditures		2 Residential 4169 78.03 101,718,315.00		Taxes Receivable	422,920.86
CETA And Other Public Employment Programs	48,743.00	3 Farm 8 .09 119,900.00		Tax Title Liens	249,229.92
MUNICIPAL FUNCTIONS TOTAL	2,000,443.87	4a Commercial 104 6.84 8,911,500.00		Foreclosed Property	184,007.64
CAPITAL IMPROVEMENTS *MEMO*	110,000.00	4b Industrial 10 5.81 7,569,600.00		Emergencies & Other Deferred Charges	23,440.00
DEBT SERVICE		4c Apartments 5 5.51 7,181,100.00		State and Federal Aid Receivable	15,085.90
Principal Payments	95,000.00	Total 5199 130,352,015.00		Other Receivables	13,813.38
Interest Paymen**	9,232.00	Land Area 5.45 Sq. Miles		Total	1,866,483.11
DEFERRED CHARGES	85,264.53	Net Valuation Taxable-Municipal		LIABILITIES, RESERVES, AND SURPLUS	
SCHOOL, COUNTY, SPECIAL DISTRICT TAXES	6,058,062.53	Net Valuation Taxable-County		Cash Liabilities	386,790.39
RESERVE FOR UNCOLLECTED TAXES	526,300.00	State Equalized Valuation		Reserves for Receivables	869,971.80
EXPENDITURES TOTAL	8,774,302.93	State Equalization Ratio 69.31		Surplus Dec. 31, 1975	609,720.92
				Total	1,866,483.11

0609

Population 1970 **3,750**
 Population 1975 **4,130**
 S & P Rating
 Moody Rating

General Tax Rate Per \$100. **7.00**
 State Equalized Tax Rate **3.67**

MAURICE RIVER TOWNSHIP — CUMBERLAND COUNTY

Form of Government:
 Township Committee
 Number of Members on Governing Body 3

PER CAPITA:
 Gross Debt **116.53**
 Net Debt **10.71**
 Debt Service **.99**
 Total Tax Levy **250.20**
 Municipal Expenditures **140.49**

PER CENT:
 Gross Debt **1.96**
 Net Debt **.18**
 Tax Levy Collected **82.62**
 Tax Levy Cancelled, Abated or Adjusted **.17**

EXPENDITURES		REVENUES-REALIZED		1975 PROPERTY TAX	
GENERAL GOVERNMENT				STATE EQUALIZED TAX RATE 3.67	
Governing Body & Public Boards	8,000.00	1975 Property Taxes Collected		Local District School Taxes	2.20 626,805.00
Municipal Clerk	5,500.00	1975 Payments in Lieu of Taxes		Regional & Consolidated School Tax	
Financial Administration	12,370.00	Delinquent Tax & Lien Collections		School Taxes in Municipal Budget	
Assessment of Taxes	8,600.00	Business Personalty Replacement Taxes		County Taxes	1.09 311,353.13
Collection of Taxes	12,575.00	Taxes from Public Utilities		County Library Taxes	
Planning, Housing & Development	1,710.00	Other Miscellaneous Tax Revenues		Local Municipal Purpose Taxes	.30 84,486.00
Human Resources		State Aid Revenues		Veteran & Senior Citizen Taxes	.08 23,940.00
Elections	1,250.00	Federal Aid Revenues		Total Taxes for Rate Computation	3.67 1,046,584.13
General Administration (other)	50,850.00	State and Local Fiscal Assistance Act Utilized		Special District Taxes	
JUDICIARY		Sale of Acquired Property		Bank Stock Taxes	
Municipal Courts	12,800.00	Other Miscellaneous Revenues		Added and Omitted Taxes	8,165.60
PUBLIC SAFETY		Total		Total Taxes Levied - ABSTRACT	1,033,309.73
Fire Protection	20,800.00	Prior Years Surplus Appropriated		Total Taxes Billed	1,033,309.73
Police Protection	13,650.00	REVENUES TOTAL		1975 TAXES COLLECTED	853,719.84
Civil Defense & Disaster Control	799.96	Reserve For Uncollected Taxes		1975 Taxes Cancelled, Abated or Adjusted	1,744.17
Environmental Inspection & Control	2,850.00	CAPITAL OUTLAY TOTAL		Transfer to Tax Title Liens or Foreclosed	32,257.52
Other Public Safety				Balance Outstanding Dec. 31, 1975	145,588.20
PUBLIC WORKS				PRIOR YEARS TAXES OUTSTANDING	
Streets and Drainage	117,600.00	Public Enterprises		Balance January 1, 1975	132,546.47
Sewers and Sewage Processing		Recreation—Culture		Collected in 1975	123,451.67
Garbage and Trash Disposal	13,701.68	Public Works		Cancelled, Abated or Adjusted 1975	680.81
Public Buildings and Grounds	15,451.31	Buildings and Grounds		Transfers to Tax Title Liens or Foreclosed	6,311.79
Other Public Works		Library and Education		Balance December 31, 1975	2,102.20
HEALTH and WELFARE		Conservation		TAX TITLE LIENS OUTSTANDING	
Health Services Except Environmental	3,125.00	All Other		Balance January 1, 1975	89,186.27
Welfare-Public Assistance	3,800.00	CAPITAL DEBT AUTHORIZED, DECEMBER 31, 1975		Transfer From Taxes	39,791.98
Hospitals, Clinics, First Aid	500.00	ISSUED AND UNISSUED GROSS DEBT		Redeemed in 1975	30,862.73
Animal, Insect, & Rodent Control	3,875.00	SCHOOL SELF-LIQUIDATING		Cancelled, Abated or Adjusted (1975)	
Other Welfare Services		Other		Transfers to Foreclosed Property	
RECREATION and CONSERVATION		Total		Balance December 31, 1975	98,115.52
Beaches and Boardwalks	50.00	ISSUED AND OUTSTANDING		PROPERTY ACQUIRED BY DEED OR FORECLOSURE	
Parks, Playgrounds, Shade Trees		SCHOOL		Balance January 1, 1975	18,594.79
Land Reclamation & Conservation		Self-Liquidating		Transfers From Taxes or Liens	
Other Recreational Services	1,050.00	Other		Sale for Cash (1975)	1,995.00
EDUCATION (excluding schools)		Total		Cancelled, Abated or Adjusted (1975)	
Libraries	1,250.00	EQUALIZED VALUATION BASIS FOR NET DEBT COMPUTATION		Balance December 31, 1975	16,599.79
Other Educational Services		REAL PROPERTY VALUATIONS		CURRENT FINANCES DECEMBER 31, 1975	
STATUTORY EXPENDITURES		Code Class # of Parcels % VAL'N		ASSETS	
Pensions & F. I. C. A.	15,030.00	1 Vacant Land 1930 26.10		Cash Dec. 31, 1975	348,613.44
Employee Fringe Benefits	9,400.00	2 Residential 1244 58.91		Taxes Receivable	147,690.40
Other Statutory Expenditures		3 Farm 41 3.72		Tax Title Liens	98,115.52
CETA And Other Public Employment Programs	57,257.00	4a Commercial 69 11.27		Foreclosed Property	16,599.79
MUNICIPAL FUNCTIONS TOTAL	393,844.95	4b Industrial		Emergencies & Other Deferred Charges	
CAPITAL IMPROVEMENTS * MEMO†		4c Apartments		State and Federal Aid Receivable	8,949.04
DEBT SERVICE		Total 3284		Other Receivables	24,907.64
Principal Payments	3,000.00	Land Area 94.70 Sq. Miles		Total	644,875.83
Interest Payments	1,096.00	Net Valuation Taxable-Municipal		LIABILITIES, RESERVES, AND SURPLUS	
DEFERRED CHARGES	12,000.00	Net Valuation Taxable-County		Cash Liabilities	152,989.87
SCHOOL, COUNTY, SPECIAL DISTRICT TAXES	940,658.13	State Equalized Valuation		Reserves for Receivables	287,313.35
RESERVE FOR UNCOLLECTED TAXES	170,297.20	State Equalization Ratio		Surplus Dec. 31, 1975	204,572.61
EXPENDITURES TOTAL	1,520,896.28			Total	644,875.83

0234

Population 1970 11,100
 Population 1975 11,095
 S & P Rating
 Moody Rating

General Tax Rate Per \$100. 4.40
 State Equalized Tax Rate 2.59

MAYWOOD BOROUGH — BERGEN COUNTY

Form of Government:

Borough Council

Number of Members on Governing Body 6

PER CAPITA:

Gross Debt 97.52
 Net Debt 53.90
 Debt Service 3.47
 Total Tax Levy 375.38
 Municipal Expenditures 170.13

PER CENT:

Gross Debt .74
 Net Debt .41
 Tax Levy Collected 98.48
 Tax Levy Cancelled, Abated or Adjusted .75

EXPENDITURES		REVENUES-REALIZED		1975 PROPERTY TAX	
GENERAL GOVERNMENT				STATE EQUALIZED TAX RATE	
Governing Body & Public Boards		1975 Property Taxes Collected	4,105,953.41	Local District School Taxes 1.57	2,538,270.00
Municipal Clerk		1975 Payments in Lieu of Taxes	10,570.20	Regional & Consolidated School Tax	
Financial Administration		Delinquent Tax & Lien Collections	30,006.23	School Taxes in Municipal Budget	
Assessment of Taxes	67,942.00	Business Personalty Replacement Taxes	129,441.60	County Taxes .37	599,411.97
Collection of Taxes	29,207.00	Taxes from Public Utilities	224,503.15	County Library Taxes	
Planning, Housing & Development	6,118.00	Other Miscellaneous Tax Revenues		Local Municipal Purpose Taxes .62	997,850.84
Human Resources		State Aid Revenues	3,498.50	Veteran & Senior Citizen Taxes .04	69,770.00
Elections		Federal Aid Revenues	32,415.19	Total Taxes for Rate Computation 2.60	4,205,302.81
General Administration (other)	146,167.00	State and Local Fiscal Assistance Act Utilized	113,457.75	Special District Taxes	
JUDICIARY		Sale of Acquired Property		Bank Stock Taxes	5,745.57
Municipal Courts	19,067.00	Other Miscellaneous Revenues	140,875.56	Added and Omitted Taxes	23,567.23
PUBLIC SAFETY		Total	4,790,731.59	Total Taxes Levied - ABSTRACT	4,164,845.61
Fire Protection	70,549.00	Prior Years Surplus Appropriated	288,000.00	Total Taxes Billed	4,105,963.41
Police Protection	468,687.34	REVENUES TOTAL	5,078,731.59	1975 TAXES COLLECTED	
Civil Defense & Disaster Control	6,453.00	Reserve For Uncollected Taxes	127,500.00	1975 Taxes Cancelled, Abated or Adjusted	31,065.20
Environmental Inspection & Control	8,996.00	CAPITAL OUTLAY TOTAL	7,587.25	Transfer to Tax Title Liens or Foreclosed	264.00
Other Public Safety	1,620.00			Balance Outstanding Dec. 31, 1975	32,092.73
PUBLIC WORKS				PRIOR YEARS TAXES OUTSTANDING	
Streets and Drainage	205,223.50	Public Enterprises		Balance January 1, 1975	27,933.99
Sewers and Sewage Processing		Recreation—Culture		Collected in 1975	27,933.39
Garbage and Trash Disposal	102,826.00	Public Works		Cancelled, Abated or Adjusted 1975	.60
Public Buildings and Grounds	60,780.00	Buildings and Grounds	7,587.25	Transfers to Tax Title Liens or Foreclosed	
Other Public Works	23,100.00	Library and Education		Balance December 31, 1975	
HEALTH and WELFARE		Conservation		TAX TITLE LIENS OUTSTANDING	
Health Services Except Environmental	28,176.00	All Other		Balance January 1, 1975	4,376.01
Welfare-Public Assistance	2,900.00	CAPITAL DEBT AUTHORIZED, DECEMBER 31, 1975		Transfer From Taxes	264.00
Hospitals, Clinics, First Aid		ISSUED AND UNISSUED GROSS DEBT		Redeemed in 1975	2,072.84
Animal, Insect, & Rodent Control		School 264,000		Cancelled, Abated or Adjusted (1975)	
Other Welfare Services		Self-liquidating 220,000		Transfers to Foreclosed Property	
RECREATION and CONSERVATION		Other 598,000	598,000	Balance December 31, 1975	2,567.17
Beaches and Boardwalks		Total 1,082,000	598,000	PROPERTY ACQUIRED BY DEED OR	
Parks, Playgrounds, Shade Trees	40,371.00			FORECLOSURE	
Land Reclamation & Conservation		ISSUED AND OUTSTANDING		Balance January 1, 1975	14,820.00
Other Recreational Services	29,710.00	School 264,000.00		Transfers From Taxes or Liens	
EDUCATION (excluding schools)		Self-liquidating 220,000.00		Sale for Cash (1975)	
Libraries	88,630.00	Other 522,500.00		Cancelled, Abated or Adjusted (1975)	
Other Educational Services		Total 1,006,500.00		Balance December 31, 1975	14,820.00
STATUTORY EXPENDITURES		EQUALIZED VALUATION BASIS		CURRENT FINANCES DECEMBER 31, 1975	
Pensions & F. I. C. A.	92,853.20	FOR NET DEBT COMPUTATION	147,057,719.00	ASSETS	
Employee Fringe Benefits	33,350.00	REAL PROPERTY VALUATIONS		Cash Dec. 31, 1975	1,125,144.70
Other Statutory Expenditures		Code Class # of Parcels % VAL'N		Taxes Receivable	32,092.73
CETA And Other Public Employment Programs	30,863.00	1 Vacant Land 96 .76	721,200.00	Tax Title Liens	2,567.17
MUNICIPAL FUNCTIONS TOTAL	1,563,589.04	2 Residential 2691 75.79	71,902,275.00	Foreclosed Property	14,820.00
CAPITAL IMPROVEMENTS *MEMO*	10,000.00	3 Farm		Emergencies & Other Deferred Charges	56,500.00
DEBT SERVICE		4a Commercial 91 8.75	8,297,370.00	State and Federal Aid Receivable	5,176.50
Principal Payments	20,000.00	4b Industrial 27 9.37	8,889,070.00	Other Receivables	31,162.27
Interest Payments	18,459.00	4c Apartments 11 5.33	5,060,900.00	Total	1,267,463.37
DEFERRED CHARGES	158,002.74	Total 29.6	94,870,815.00	LIABILITIES, RESERVES, AND SURPLUS	
SCHOOL, COUNTY, SPECIAL DISTRICT TAXES	3,137,681.97	Land Area 1.30 Sq. Miles		Cash Liabilities	809,362.01
RESERVE FOR UNCOLLECTED TAXES	127,500.00	Net Valuation Taxable-Municipal	95,652,785.00	Reserves for Receivables	80,642.17
EXPENDITURES TOTAL	5,025,232.75	Net Valuation Taxable-County	155,470,568.00	Surplus Dec. 31, 1975	377,459.19
		State Equalized Valuation	161,363,327.00	Total	1,267,463.37
		State Equalization Ratio	59.08		

0320

Population 1970 8,420
 Population 1975 9,905
 S & P Rating B8B
 Moody Rating A

General Tax Rate Per \$100. 4.64
 State Equalized Tax Rate 2.81

MEDFORD TOWNSHIP — BURLINGTON COUNTY

Form of Government:
 Township Committee
 Number of Members on Governing Body 5

PER CAPITA:
 Gross Debt 950.63
 Net Debt 106.75
 Debt Service 12.62
 Total Tax Levy 599.44
 Municipal Expenditures 218.15

PER CENT:
 Gross Debt 5.80
 Net Debt .65
 Tax Levy Collected 912.41
 Tax Levy Cancelled, Abated or Adjusted 6.96

EXPENDITURES		REVENUES-REALIZED		1975 PROPERTY TAX	
GENERAL GOVERNMENT				STATE EQUALIZED TAX RATE	
Governing Body & Public Boards		1975 Property Taxes Collected	5,425,709.59	Local District School Taxes	1.31 2,722,110.91
Municipal Clerk		1975 Payments in Lieu of Taxes		Regional & Consolidated School Tax	.57 1,188,498.91
Financial Administration	29,000.00	Delinquent Tax & Lien Collections	565,397.81	School Taxes in Municipal Budget	
Assessment of Taxes	20,550.00	Business Personalty Replacement Taxes	57,697.08	County Taxes	.52 1,072,313.07
Collection of Taxes	35,000.00	Taxes from Public Utilities	358,803.77	County Library Taxes	.02 44,201.04
Planning, Housing & Development	40,500.00	Other Miscellaneous Tax Revenues		Local Municipal Purpose Taxes	.36 754,280.09
Human Resources		State Aid Revenues	2,368.50	Veteran & Senior Citizen Taxes	.02 51,490.00
Elections		Federal Aid Revenues	37,096.11	Total Taxes for Rate Computation	2.80 5,832,894.02
General Administration (other)	154,950.00	State and Local Fiscal Assistance Act Utilized	135,674.56	Special District Taxes	
JUDICIARY		Sale of Acquired Property		Bank Stock Taxes	9,699.15
Municipal Courts	17,000.00	Other Miscellaneous Revenues	195,849.33	Added and Omitted Taxes	146,315.17
PUBLIC SAFETY		Total	6,778,596.75	Total Taxes Levied - ABSTRACT	5,937,418.34
Fire Protection	40,160.00	Prior Years Surplus Appropriated	312,000.00	Total Taxes Billed	594,659.93
Police Protection	401,674.56	REVENUES TOTAL	7,090,596.75	1975 TAXES COLLECTED	5,425,709.59
Civil Defense & Disaster Control	3,450.00	Reserve For Uncollected Taxes	568,052.92	1975 Taxes Cancelled, Abated or Adjusted	41,379.24
Environmental Inspection & Control	16,700.00	CAPITAL OUTLAY TOTAL	140,781.19	Transfer to Tax Title Liens or Foreclosed	76,541.39
Other Public Safety				Balance Outstanding Dec. 31, 1975	402,961.71
PUBLIC WORKS				PRIOR YEARS TAXES OUTSTANDING	
Streets and Drainage	160,350.00	Public Enterprises	21,779.74	Balance January 1, 1975	460,939.77
Sewers and Sewage Processing		Recreation—Culture		Collected in 1975	415,684.87
Garbage and Trash Disposal	146,900.00	Public Works	43,001.45	Cancelled, Abated or Adjusted 1975	6,962.21
Public Buildings and Grounds	77,750.00	Buildings and Grounds	76,000.00	Transfers to Tax Title Liens or Foreclosed	31,109.73
Other Public Works	5,000.00	Library and Education		Balance December 31, 1975	7,182.96
HEALTH and WELFARE		Conservation		TAX TITLE LIENS OUTSTANDING	
Health Services Except Environmental	1,200.00	All Other		Balance January 1, 1975	110,936.53
Welfare-Public Assistance	6,600.00	CAPITAL DEBT AUTHORIZED, DECEMBER 31, 1975		Transfer From Taxes	112,147.13
Hospitals, Clinics, First Aid		ISSUED AND UNISSUED		Redeemed in 1975	149,712.94
Animal, Insect, & Rodent Control		School	6,147,674	Cancelled, Abated or Adjusted (1975)	
Other Welfare Services		Self-liquidating	2,211,000	Transfers to Foreclosed Property	
RECREATION and CONSERVATION		Other	1,057,342	Balance December 31, 1975	73,370.72
Beaches and Boardwalks		Total	9,416,016	PROPERTY ACQUIRED BY DEED OR FORECLOSURE	
Parks, Playgrounds, Shade Trees	60,000.00	ISSUED AND OUTSTANDING		Balance January 1, 1975	
Land Reclamation & Conservation	38,000.00	School	6,153,674.00	Transfers From Taxes or Liens	
Other Recreational Services	10,400.00	Self-Liquidating	2,185,000.00	Sale for Cash (1975)	
EDUCATION (excluding schools)		Other	949,000.00	Cancelled, Abated or Adjusted (1975)	
Libraries	20,000.00	Total	9,287,674.00	Balance December 31, 1975	
Other Educational Services		EQUALIZED VALUATION BASIS		CURRENT FINANCES DECEMBER 31, 1975	
STATUTORY EXPENDITURES		FOR NET DEBT COMPUTATION	162,390,208.33	ASSETS	
Pensions & F. I. C. A.	81,000.00	REAL PROPERTY VALUATIONS		Cash Dec. 31, 1975	1,596,115.43
Employee Fringe Benefits	32,000.00	Code Class # of Parcels % VAL'N		Taxes Receivable	410,144.67
Other Statutory Expenditures		1 Vacant Land 1263 8.74	10,841,750.00	Tax Title Liens	73,370.72
CETA And Other Public Employment Programs	57,835.00	2 Residential 3019 71.33	88,446,420.00	Foreclosed Property	
MUNICIPAL FUNCTIONS TOTAL	1,456,019.56	3 Farm 203 2.96	3,673,900.00	Emergencies & Other Deferred Charges	83,827.48
CAPITAL IMPROVEMENTS * MEMO*	80,000.00	4a Commercial 156 8.75	10,853,700.00	State and Federal Aid Receivable	2,368.50
DEBT SERVICE		4b Industrial 8 1.14	1,417,400.00	Other Receivables	32,044.47
Principal Payments	115,000.00	4c Apartments 5 7.07	8,760,300.00	Total	2,197,871.27
Interest Payments	10,000.00	Total 4654	123,993,470.00	LIABILITIES, RESERVES, AND SURPLUS	
DEFERRED CHARGES	11,731.38	Land Area 40.29 Sq. Miles		Cash Liabilities	1,253,656.57
SCHOOL, COUNTY, SPECIAL DISTRICT TAXES	5,027,123.93	Net Valuation Taxable-Municipal	125,910,353.00	Reserves for Receivables	515,559.86
RESERVE FOR UNCOLLECTED TAXES	568,052.92	Net Valuation Taxable-County	174,905,480.00	Surplus Dec. 31, 1975	428,654.8
EXPENDITURES TOTAL	7,187,927.79	State Equalized Valuation	206,290,589.00	Total	2,197,871.27
		State Equalization Ratio	60.67		

0321

Population 1970 **4,815**
 Population 1975 **4,990**
 S & P Rating
 Moody Rating

General Tax Rate Per \$100. **3.89**
 State Equalized Tax Rate **3.27**

MEDFORD LAKES BOROUGH — BURLINGTON COUNTY

Form of Government:
 Council-Manager (1923)
 Number of Members on Governing Body 3

PER CAPITA:
 Gross Debt **412.25**
 Net Debt **84.97**
 Debt Service **7.24**
 Total Tax Levy **417.14**
 Municipal Expenditures **143.13**

PER CENT:
 Gross Debt **3.56**
 Net Debt **.73**
 Tax Levy Collected **95.95**
 Tax Levy Cancelled, Abated or Adjusted **.11**

EXPENDITURES		REVENUES-REALIZED		1975 PROPERTY TAX	
GENERAL GOVERNMENT				STATE EQUALIZED TAX RATE	
Governing Body & Public Boards		1975 Property Taxes Collected	1,998,817.38	Local District School Taxes 1.38	887,741.68
Municipal Clerk		1975 Payments in Lieu of Taxes		Regional & Consolidated School Tax .98	627,409.15
Financial Administration	5,100.00	Delinquent Tax & Lien Collections	60,849.14	School Taxes in Municipal Budget	
Assessment of Taxes	5,050.00	Business Personalty Replacement Taxes	4,983.15	County Taxes	.45
Collection of Taxes	1,200.00	Taxes from Public Utilities	75,394.15	County Library Taxes	.02
Planning, Housing & Development	2,175.00	Other Miscellaneous Tax Revenues		Local Municipal Purpose Taxes	.40
Human Resources		State Aid Revenues	16,321.00	Veteran & Senior Citizen Taxes	.04
Elections		Federal Aid Revenues		Total Taxes for Rate Computation	3.27
General Administration (other)	99,334.00	State and Local Fiscal Assistance Act Utilized	19,964.76	Special District Taxes	
JUDICIARY		Sale of Acquired Property		Bank Stock Taxes	891.25
Municipal Courts	8,550.00	Other Miscellaneous Revenues	144,214.70	Added and Omitted Taxes	3,893.78
PUBLIC SAFETY		Total	2,320,544.28	Total Taxes Levied - ABSTRACT	2,081,548.77
Fire Protection	10,371.25	Prior Years Surplus Appropriated	130,000.00	Total Taxes Billed	2,083,147.00
Police Protection	158,600.00	REVENUES TOTAL	2,450,544.28	1975 TAXES COLLECTED	1,998,817.38
Civil Defense & Disaster Control	400.00	Reserve For Uncollected Taxes	67,040.20	1975 Taxes Cancelled, Abated or Adjusted	2,255.99
Environmental Inspection & Control	3,600.00	CAPITAL OUTLAY TOTAL	42,755.62	Transfer to Tax Title Liens or Foreclosed	2,178.40
Other Public Safety		Public Enterprises		Balance Outstanding Dec. 31, 1975	79,895.23
PUBLIC WORKS		Recreation—Culture		PRIOR YEARS TAXES OUTSTANDING	
Streets and Drainage	167,300.00	Public Works	5,761.85	Balance January 1, 1975	63,040.54
Sewers and Sewage Processing	51,300.00	Buildings and Grounds	36,993.77	Collected in 1975	60,849.14
Garbage and Trash Disposal	39,800.00	Library and Education		Cancelled, Abated or Adjusted 1975	
Public Buildings and Grounds	11,700.00	Conservation		Transfers to Tax Title Liens or Foreclosed	1,413.13
Other Public Works		All Other		Balance December 31, 1975	778.27
HEALTH and WELFARE		CAPITAL DEBT AUTHORIZED, DECEMBER 31, 1975		TAX TITLE LIENS OUTSTANDING	
Health Services Except Environmental	500.00	ISSUED AND UNISSUED		Balance January 1, 1975	
Welfare-Public Assistance	610.00	School	1,633,150	Transfer From Taxes	3,731.05
Hospitals, Clinics, First Aid		Self-liquidating	424,000	Redeemed in 1975	
Animal, Insect, & Rodent Control		Other	424,000	Cancelled, Abated or Adjusted (1975)	
Other Welfare Services		Total	2,057,150	Transfers to Foreclosed Property	3,731.05
RECREATION and CONSERVATION		ISSUED AND OUTSTANDING		Balance December 31, 1975	
Beaches and Boardwalks		School	1,633,150.00	PROPERTY ACQUIRED BY DEED OR FORECLOSURE	
Parks, Playgrounds, Shade Trees		Self-Liquidating	401,000.00	Balance January 1, 1975	
Land Reclamation & Conservation		Other	2,034,150.00	Transfers From Taxes or Liens	
Other Recreational Services		Total	2,034,150.00	Sale for Cash (1975)	
EDUCATION (excluding schools)		EQUALIZED VALUATION BASIS		Cancelled, Abated or Adjusted (1975)	
Libraries		FOR NET DEBT COMPUTATION	57,716,070.67	Balance December 31, 1975	
Other Educational Services		REAL PROPERTY VALUATIONS		CURRENT FINANCES DECEMBER 31, 1975	
STATUTORY EXPENDITURES		Code Class # of Parcels % VAL'N		ASSETS	
Pensions & F. I. C. A.	31,476.00	1 Vacant Land 101 1.03	555,946.00	Cash Dec. 31, 1975	702,442.10
Employee Fringe Benefits	11,000.00	2 Residential 1444 97.09	52,351,340.00	Taxes Receivable	80,673.50
Other Statutory Expenditures		3 Farm		Tax Title Liens	3,731.05
CETA And Other Public Employment Programs		4a Commercial 14 1.88	1,012,100.00	Foreclosed Property	
MUNICIPAL FUNCTIONS TOTAL	608,066.25	4b Industrial		Emergencies & Other Deferred Charges	18,999.89
CAPITAL IMPROVEMENTS * MEMO*	1,000.00	4c Apartments		State and Federal Aid Receivable	15,500.00
DEBT SERVICE		Total	53,919,386.00	Other Receivables	10,406.11
Principal Payments	16,000.00	Land Area 1.25 Sq. Miles		Total	831,752.65
Interest Payments	20,131.30	Net Valuation Taxable-Municipal	54,112,770.00	LIABILITIES, RESERVES, AND SURPLUS	
DEFERRED CHARGES	3,000.00	Net Valuation Taxable-County	58,525,153.00	Cash Liabilities	610,365.52
SCHOOL, COUNTY, SPECIAL DISTRICT TAXES	1,819,220.49	State Equalized Valuation	64,261,096.00	Reserves for Receivables	94,810.66
RESERVE FOR UNCOLLECTED TAXES	67,040.20	State Equalization Ratio	84.16	Surplus Dec. 31, 1975	126,576.47
EXPENDITURES TOTAL	2,533,458.24			Total	831,752.65

1418

Population 1970 3,750
 Population 1975 4,065
 S & P Rating A
 Moody Rating A

General Tax Rate Per \$100. 4.83
 State Equalized Tax Rate 3.31

MENDHAM BOROUGH — MORRIS COUNTY

Form of Government:

Borough Council

Number of Members on Governing Body 6

PER CAPITA:

Gross Debt 1,009.16
 Net Debt 372.76
 Debt Service 25.85
 Total Tax Levy 686.86
 Municipal Expenditures 232.67

PER CENT:

Gross Debt 5.52
 Net Debt 2.04
 Tax Levy Collected 98.65
 Tax Levy Cancelled, Abated or Adjusted .30

EXPENDITURES		REVENUES-REALIZED		1975 PROPERTY TAX	
GENERAL GOVERNMENT				STATE EQUALIZED TAX RATE	
Governing Body & Public Boards		1975 Property Taxes Collected	2,755,641.02	Local District School Taxes	1.30
Municipal Clerk		1975 Payments in Lieu of Taxes		Regional & Consolidated School Tax	.91
Financial Administration	8,775.00	Delinquent Tax & Lien Collections	64,360.58	School Taxes in Municipal Budget	
Assessment of Taxes	5,015.00	Business Personalty Replacement Taxes	34,294.74	County Taxes	.44
Collection of Taxes	10,803.00	Taxes from Public Utilities	116,315.69	County Library Taxes	.03
Planning, Housing & Development	13,525.00	Other Miscellaneous Tax Revenues		Local Municipal Purpose Taxes	.62
Human Resources	200.00	State Aid Revenues	1,312.50	Veteran & Senior Citizen Taxes	.02
Elections		Federal Aid Revenues	2,110.83	Total Taxes for Rate Computation	3.32
General Administration (other)	85,431.00	State and Local Fiscal Assistance Act Utilized	45,988.32	Special District Taxes	
JUDICIARY		Sole of Acquired Property		Bank Stock Taxes	
Municipal Courts	15,244.00	Other Miscellaneous Revenues	59,378.48	Added and Omitted Taxes	73,088.02
PUBLIC SAFETY		Total	3,079,402.16	Total Taxes Levied - ABSTRACT	2,792,081.60
Fire Protection	16,995.00	Prior Years Surplus Appropriated	195,000.00	Total Taxes Billed	2,793,466.06
Police Protection	232,553.49	REVENUES TOTAL	3,274,402.16	1975 TAXES COLLECTED	2,755,641.02
Civil Defense & Disaster Control	1,035.00	Reserve For Uncollected Taxes	138,478.31	1975 Taxes Cancelled, Abated or Adjusted	8,469.08
Environmental Inspection & Control	4,550.00			Transfer to Tax Title Liens or Foreclosed	
Other Public Safety		CAPITAL OUTLAY TOTAL	54,476.68	Balance Outstanding Dec. 31, 1975	29,355.96
PUBLIC WORKS				PRIOR YEARS TAXES OUTSTANDING	
Streets and Drainage	159,625.00	Public Enterprises	46,296.57	Balance January 1, 1975	61,128.82
Sewers and Sewage Processing		Recreation—Culture		Collected in 1975	60,247.64
Garbage and Trash Disposal		Public Works	8,180.11	Cancelled, Abated or Adjusted 1975	881.18
Public Buildings and Grounds	25,235.00	Buildings and Grounds		Transfers to Tax Title Liens or Foreclosed	
Other Public Works		Library and Education		Balance December 31, 1975	
HEALTH and WELFARE		Conservation		TAX TITLE LIENS OUTSTANDING	
Health Services Except Environmental	8,863.00	All Other		Balance January 1, 1975	4,675.34
Welfare-Public Assistance	225.00			Transfer From Taxes	
Hospitals, Clinics, First Aid		CAPITAL DEBT AUTHORIZED, DECEMBER 31, 1975		Redeemed in 1975	4,112.94
Animal, Insect, & Rodent Control	3,000.00	ISSUED AND UNISSUED		Cancelled, Abated or Adjusted (1975)	
Other Welfare Services		School	2,180,519	Transfers to Foreclosed Property	562.40
RECREATION and CONSERVATION		Self-liquidating	1,287,200	Balance December 31, 1975	
Beaches and Boardwalks		Other	634,500	PROPERTY ACQUIRED BY DEED OR	
Parks, Playgrounds, Shade Trees	36,600.00	Total	4,102,219	FORECLOSURE	
Land Reclamation & Conservation	1,400.00			Balance January 1, 1975	4,622.53
Other Recreational Services		ISSUED AND OUTSTANDING		Transfers From Taxes or Liens	702.47
EDUCATION (excluding schools)		School	2,180,519.00	Sale for Cash (1975)	
Libraries	4,000.00	Self-liquidating	1,287,200.00	Cancelled, Abated or Adjusted (1975)	
Other Educational Services		Other	582,250.00	Balance December 31, 1975	5,325.00
STATUTORY EXPENDITURES		Total	4,049,969.00	CURRENT FINANCES DECEMBER 31, 1975	
Pensions & F. I. C. A.	47,060.13	EQUALIZED VALUATION BASIS		ASSETS	
Employee Fringe Benefits	11,360.00	FOR NET DEBT COMPUTATION	74,372,297.67	Cash Dec. 31, 1975	404,639.56
Other Statutory Expenditures		REAL PROPERTY VALUATIONS		Taxes Receivable	29,355.96
CETA And Other Public Employment Programs	2,800.00	Code Class # of Parcels % VAL'N		Tax Title Liens	
MUNICIPAL FUNCTIONS TOTAL	694,294.62	1 Vacant Land 148 4.60	2,570,100.00	Foreclosed Property	5,325.00
CAPITAL IMPROVEMENTS *MEMO*	10,000.00	2 Residential 1031 82.66	46,232,300.00	Emergencies & Other Deferred Charges	10,900.00
DEBT SERVICE		3 Farm 35 3.59	2,003,150.00	State and Federal Aid Receivable	24,000.00
Principal Payments	67,500.00	4a Commercial 43 8.60	4,811,900.00	Other Receivables	937.51
Interest Payments	37,589.87	4b Industrial		Total	475,158.03
DEFERRED CHARGES	7,946.35	4c Apartments 5 .56	313,000.00	LIABILITIES, RESERVES, AND SURPLUS	
SCHOOL, COUNTY, SPECIAL DISTRICT TAXES	2,208,206.32	Total 1262	55,930,450.00	Cash Liabilities	120,529.38
RESERVE FOR UNCOLLECTED TAXES	138,478.31	Land Area 6.00 Sq. Miles		Reserves for Receivables	35,618.47
EXPENDITURES TOTAL	3,154,015.47	Net Valuation Taxable-Municipal	56,630,877.00	Surplus Dec. 31, 1975	319,010.18
		Net Valuation Taxable-County	88,065,794.00	Total	475,158.03
		State Equalized Valuation	82,231,695.00		
		State Equalization Ratio	68.60		

1419
Population 1970 3,720
Population 1975 4,020
S & P Rating
Moody Rating A

General Tax Rate Per \$100. 5.19
State Equalized Tax Rate 2.98

MENDHAM TOWNSHIP — MORRIS COUNTY

Form of Government:
Township Committee
Number of Members on Governing Body 5

PER CAPITA:
Gross Debt 975.66
Net Debt 260.95
Debt Service 31.01
Total Tax Levy 862.06
Municipal Expenditures 332.70
PER CENT:
Gross Debt 3.82
Net Debt 1.02
Tax Levy Collected 96.17
Tax Levy Cancelled, Abated or Adjusted .21

EXPENDITURES		REVENUES-REALIZED		1975 PROPERTY TAX	
GENERAL GOVERNMENT				STATE EQUALIZED TAX RATE	
Governing Body & Public Boards		1975 Property Taxes Collected	3,341,310.62	Local District School Taxes 1.15	1,331,059.50
Municipal Clerk		1975 Payments in Lieu of Taxes		Regional & Consolidated School Tax .79	918,166.22
Financial Administration	7,685.00	Delinquent Tax & Lien Collections	82,131.82	School Taxes in Municipal Budget	
Assessment of Taxes	9,653.00	Business Personalty Replacement Taxes	7,523.95	County Taxes	.44 514,212.61
Collection of Taxes	19,280.00	Taxes from Public Utilities	127,383.04	County Library Taxes	.03 30,955.21
Planning, Housing & Development	7,675.00	Other Miscellaneous Tax Revenues		Local Municipal Purpose Taxes	.56 644,484.18
Human Resources		State Aid Revenues	24,478.50	Veteran & Senior Citizen Taxes	.01 16,030.00
Elections		Federal Aid Revenues		Total Taxes for Rate Computation	2.98 3,454,907.72
General Administration (other)	147,570.00	State and Local Fiscal Assistance Act Utilized	33,726.99	Special District Taxes	
JUDICIARY		Sale of Acquired Property	80,408.31	Bank Stock Taxes	678.61
Municipal Courts	10,149.00	Other Miscellaneous Revenues		Added and Omitted Taxes	25,926.24
PUBLIC SAFETY		Total	3,696,963.23	Total Taxes Levied - ABSTRACT	3,465,482.57
Fire Protection	13,844.00	Prior Years Surplus Appropriated	450,000.00	Total Taxes Billed	3,474,201.06
Police Protection	230,052.00	REVENUES TOTAL	4,146,963.23	1975 TAXES COLLECTED	3,341,310.62
Civil Defense & Disaster Control	1,052.00	Reserve For Uncollected Taxes	289,293.02	1975 Taxes Cancelled, Abated or Adjusted	7,262.57
Environmental Inspection & Control	11,538.00	CAPITAL OUTLAY TOTAL	46,844.49	Transfer to Tax Title Liens or Foreclosed	9,487.32
Other Public Safety		Public Enterprises		Balance Outstanding Dec. 31, 1975	116,140.55
PUBLIC WORKS		Recreation—Culture	3,075.00	PRIOR YEARS TAXES OUTSTANDING	
Streets and Drainage	271,685.00	Public Works	18,157.64	Balance January 1, 1975	86,096.38
Sewers and Sewage Processing	7,000.00	Buildings and Grounds	25,611.85	Collected in 1975	82,023.06
Garbage and Trash Disposal	38,614.00	Library and Education		Cancelled, Abated or Adjusted 1975	
Public Buildings and Grounds		Conservation		Transfers to Tax Title Liens or Foreclosed	2,173.27
Other Public Works		All Other		Balance December 31, 1975	1,900.05
HEALTH and WELFARE		CAPITAL DEBT AUTHORIZED, DECEMBER 31, 1975		TAX TITLE LIENS OUTSTANDING	
Health Services Except Environmental	10,440.00	ISSUED AND UNISSUED		Balance January 1, 1975	11,419.98
Welfare-Public Assistance	600.00	School	2,873,156	Transfer From Taxes	12,064.76
Hospitals, Clinics, First Aid	700.00	Self-liquidating	1,049,000	Redeemed in 1975	108.76
Animal, Insect, & Rodent Control	7,010.00	Other	1,049,000	Cancelled, Abated or Adjusted (1975)	815.89
Other Welfare Services		Total	3,922,156	Transfers to Foreclosed Property	
RECREATION and CONSERVATION		ISSUED AND OUTSTANDING		Balance December 31, 1975	22,560.09
Beaches and Boardwalks	3,150.00	School	2,873,155.00	PROPERTY ACQUIRED BY DEED OR FORECLOSURE	
Parks, Playgrounds, Shade Trees	20,525.00	Self-Liquidating	1,049,000.00	Balance January 1, 1975	
Land Reclamation & Conservation		Other	3,922,155.00	Transfers From Taxes or Liens	
Other Recreational Services		Total		Sale for Cash (1975)	
EDUCATION (excluding schools)		EQUALIZED VALUATION BASIS		Cancelled, Abated or Adjusted (1975)	
Libraries	20,239.00	FOR NET DEBT COMPUTATION	102,604,110.33	Balance December 31, 1975	
Other Educational Services	100.00	REAL PROPERTY VALUATIONS		CURRENT FINANCES DECEMBER 31, 1975	
STATUTORY EXPENDITURES		Code Class # of Parcels % VAL'N		ASSETS	
Pensions & F. I. C. A.	47,257.00	1 Vacant Land 291 8.24	5,428,100.00	Cash Dec. 31, 1975	665,415.87
Employee Fringe Benefits	11,400.00	2 Residential 1166 86.40	56,922,000.00	Taxes Receivable	118,040.60
Other Statutory Expenditures		3 Farm 69 4.17	2,746,400.00	Tax Title Liens	22,560.09
CETA And Other Public Employment Programs		4a Commercial 13 1.19	785,800.00	Foreclosed Property	
MUNICIPAL FUNCTIONS TOTAL	897,218.00	4b Industrial		Emergencies & Other Deferred Charges	19,300.00
CAPITAL IMPROVEMENTS *MEMO*	33,727.00	4c Apartments		State and Federal Aid Receivable	37,000.00
DEBT SERVICE		Total	1539	Other Receivables	17,804.69
Principal Payments	70,000.00	Land Area 17.60 Sq. Miles	65,882,300.00	Total	880,121.25
Interest Payments	54,662.48	Net Valuation Taxable-Municipal	66,687,009.00	LIABILITIES, RESERVES, AND SURPLUS	
DEFERRED CHARGES	26,300.00	Net Valuation Taxable-County	124,677,017.00	Cash Liabilities	214,090.60
SCHOOL, COUNTY, SPECIAL DISTRICT TAXES	2,794,393.54	State Equalized Valuation	115,322,873.00	Reserves for Receivables	158,405.38
RESERVE FOR UNCOLLECTED TAXES	289,293.02	State Equalization Ratio	57.53	Surplus Dec. 31, 1975	507,625.27
EXPENDITURES TOTAL	4,131,867.04			Total	880,121.25

0424

Population 1970 **4,430**
 Population 1975 **4,355**
 S & P Rating
 Moody Rating

General Tax Rate Per \$100. **4.92**
 State Equalized Tax Rate **3.54**

MERCHANTVILLE BOROUGH — CAMDEN CO.
 Form of Government:
 Borough Council
 Number of Members on Governing Boay 6

PER CAPITA:
 Gross Debt **92.64**
 Net Debt **42.95**
 Debt Service **.69**
 Total Tax Levy **379.44**
 Municipal Expenditures **187.91**

PER CENT:
 Gross Debt **1.08**
 Net Debt **.50**
 Tax Levy Collected **97.31**
 Tax Levy Cancelled, Abated or Adjusted **.09**

EXPENDITURES		REVENUES-REALIZED		1975 PROPERTY TAX	
GENERAL GOVERNMENT				STATE EQUALIZED TAX RATE	
Governing Body & Public Boards		1975 Property Taxes Collected	1,607,865.83	Local District School Taxes	1.70
Municipal Clerk		1975 Payments in Lieu of Taxes		Regional & Consolidated School Tax	
Financial Administration	9,400.00	Delinquent Tax & Lien Collections	36,869.80	School Taxes in Municipal Budget	
Assessment of Taxes	3,450.00	Business Personalty Replacement Taxes	21,573.54	County Taxes	.98
Collection of Taxes	5,020.00	Taxes from Public Utilities	132,561.81	County Library Taxes	.02
Planning, Housing & Development	1,650.00	Other Miscellaneous Tax Revenues		Local Municipal Purpose Taxes	.79
Human Resources	500.00	State Aid Revenues	7,833.00	Veteran & Senior Citizen Taxes	.06
Elections	1,325.00	Federal Aid Revenues	64,119.30	Total Taxes for Rate Computation	3.55
General Administration (other)	73,460.00	State and Local Fiscal Assistance Act Utilized	22,319.00	Special District Taxes	
JUDICIARY		Sale of Acquired Property		Bank Stock Taxes	11,134.74
Municipal Courts	4,420.00	Other Miscellaneous Revenues	105,812.58	Added and Omitted Taxes	9,341.01
PUBLIC SAFETY		Total	1,998,954.86	Total Taxes Levied - ABSTRACT	1,652,468.87
Fire Protection	35,816.00	Prior Years Surplus Appropriated	81,000.00	Total Taxes Billed	1,652,300.54
Police Protection	210,149.00	REVENUES TOTAL	2,079,954.86	1975 TAXES COLLECTED	1,607,865.83
Civil Defense & Disaster Control	95.00	Reserve For Uncollected Taxes	63,939.00	1975 Taxes Cancelled, Abated or Adjusted	1,495.76
Environmental Inspection & Control	1,450.00	CAPITAL OUTLAY TOTAL	52,450.21	Transfer to Tax Title Liens or Foreclosed	
Other Public Safety				Balance Outstanding Dec. 31, 1975	42,938.95
PUBLIC WORKS				PRIOR YEARS TAXES OUTSTANDING	
Streets and Drainage	69,097.00	Public Enterprises		Balance January 1, 1975	33,010.68
Sewers and Sewage Processing	84,636.00	Recreation—Culture	3,640.87	Collected in 1975	32,901.93
Garbage and Trash Disposal	53,237.00	Public Works	48,809.34	Cancelled, Abated or Adjusted 1975	108.75
Public Buildings and Grounds	22,670.00	Buildings and Grounds		Transfers to Tax Title Liens or Foreclosed	
Other Public Works		Library and Education		Balance December 31, 1975	
HEALTH and WELFARE		Conservation		TAX TITLE LIENS OUTSTANDING	
Health Services Except Environmental	1,300.00	All Other		Balance January 1, 1975	3,967.87
Welfare-Public Assistance	1,350.00	CAPITAL DEBT AUTHORIZED, DECEMBER 31, 1975		Transfer From Taxes	
Hospitals, Clinics, First Aid		ISSUED AND UNISSUED		Redeemed in 1975	3,967.87
Animal, Insect, & Rodent Control		GROSS DEBT		Cancelled, Abated or Adjusted (1975)	
Other Welfare Services		School	199,523	Transfers to Foreclosed Property	
RECREATION and CONSERVATION		Self-liquidating	203,938	Balance December 31, 1975	
Beaches and Boardwalks		Other	403,461	PROPERTY ACQUIRED BY DEED OR	
Parks, Playgrounds, Shade Trees	23,340.00	Total	187,064	FORECLOSURE	
Land Reclamation & Conservation		ISSUED AND OUTSTANDING		Balance January 1, 1975	350.00
Other Recreational Services	6,600.00	School		Transfers From Taxes or Liens	
EDUCATION (excluding schools)		Self-Liquidating	199,523.00	Sale for Cash (1975)	
Libraries		Other	140,000.00	Cancelled, Abated or Adjusted (1975)	
Other Educational Services	1,000.00	Total	339,523.00	Balance December 31, 1975	350.00
STATUTORY EXPENDITURES		EQUALIZED VALUATION BASIS		CURRENT FINANCES DECEMBER 31, 1975	
Pensions & F. I. C. A.	49,294.00	FOR NET DEBT COMPUTATION	37,458,748.33	ASSETS	
Employee Fringe Benefits	14,500.00	REAL PROPERTY VALUATIONS		Cash Dec. 31, 1975	188,204.21
Other Statutory Expenditures		Code Class # of Parcels % VAL'N		Taxes Receivable	42,938.95
CETA And Other Public Employment Programs	64,119.30	1 Vacant Land 85 1.60	483,850.00	Tax Title Liens	
MUNICIPAL FUNCTIONS TOTAL	737,878.30	2 Residential 974 75.10	22,730,350.00	Foreclosed Property	350.00
CAPITAL IMPROVEMENTS * MEMO*		3 Farm		Emergencies & Other Deferred Charges	12,200.00
DEBT SERVICE		4a Commercial 82 13.34	4,036,700.00	State and Federal Aid Receivable	42,056.00
Principal Payments		4b Industrial		Other Receivables	14,002.25
Interest Payments	3,000.00	4c Apartments 52 9.97	3,017,500.00	Total	299,751.41
DEFERRED CHARGES	13,540.00	Total 1193	30,268,400.00	LIABILITIES, RESERVES, AND SURPLUS	
SCHOOL, COUNTY, SPECIAL DISTRICT TAXES	1,263,027.86	Land Area .61 Sq. Miles		Cash Liabilities	95,902.69
RESERVE FOR UNCOLLECTED TAXES	63,939.00	Net Valuation Taxable-Municipal	33,693,224.00	Reserves for Receivables	57,291.20
EXPENDITURES TOTAL	2,081,385.16	Net Valuation Taxable-County	42,234,266.00	Surplus Dec. 31, 1975	146,557.52
		State Equalized Valuation	45,485,330.00	Total	299,751.41
		State Equalization Ratio	71.97		

1210

Population 1970 **16,070**
 Population 1975 **16,250**
 S & P Rating **A**
 Moody Rating **A**

General Tax Rate Per \$100. **3.67**
 State Equalized Tax Rate **3.34**

METUCHEN BOROUGH — MIDDLESEX COUNTY
 Form of Government:
Borough Council
 Number of Members on Governing Body **6**

PER CAPITA:
 Gross Debt **383.33**
 Net Debt **259.30**
 Debt Service **25.10**
 Total Tax Levy **439.20**
 Municipal Expenditures **187.95**

PER CENT:
 Gross Debt **3.23**
 Net Debt **2.18**
 Tax Levy Collected **98.09**
 Tax Levy Cancelled, Abated or Adjusted **.17**

EXPENDITURES		REVENUES-REALIZED		1975 PROPERTY TAX	
GENERAL GOVERNMENT				STATE EQUALIZED TAX RATE 1.99	
Governing Body & Public Boards		1975 Property Taxes Collected	7,002,699.04	Local District School Taxes	4,279,300.00
Municipal Clerk		1975 Payments in Lieu of Taxes		Regional & Consolidated School Tax	
Financial Administration	6,000.00	Delinquent Tax & Lien Collections	128,827.45	School Taxes in Municipal Budget	
Assessment of Taxes	11,475.00	Business Personalty Replacement Taxes	248,616.47	County Taxes	1,198,028.22
Collection of Taxes	36,645.00	Taxes from Public Utilities	400,365.10	County Library Taxes	
Planning, Housing & Development	10,475.00	Other Miscellaneous Tax Revenues		Local Municipal Purpose Taxes	1,629,225.11
Human Resources	8,914.00	State Aid Revenues	27,253.55	Veteran & Senior Citizen Taxes	93,050.00
Elections	4,200.00	Federal Aid Revenues		Total Taxes for Rate Computation	7,199,603.33
General Administration (other)	244,355.00	State and Local Fiscal Assistance Act Utilized	98,262.00	Special District Taxes	
JUDICIARY		Sale of Acquired Property		Bank Stock Taxes	14,591.35
Municipal Courts	20,779.00	Other Miscellaneous Revenues	172,501.74	Added and Omitted Taxes	15,834.76
PUBLIC SAFETY		Total	8,078,525.35	Total Taxes Levied - ABSTRACT	7,136,979.44
Fire Protection	103,450.00	Prior Years Surplus Appropriated	425,000.00	Total Taxes Billed	7,139,327.99
Police Protection	752,702.00	REVENUES TOTAL	8,503,525.35	1975 TAXES COLLECTED	7,002,699.04
Civil Defense & Disaster Control	3,850.00	Reserve For Uncollected Taxes	180,467.89	1975 Taxes Cancelled, Abated or Adjusted	12,358.32
Environmental Inspection & Control	9,210.00			Transfer to Tax Title Liens or Foreclosed	6,053.21
Other Public Safety		CAPITAL OUTLAY TOTAL	437,838.08	Balance Outstanding Dec. 31, 1975	118,217.42
PUBLIC WORKS				PRIOR YEARS TAXES OUTSTANDING	
Streets and Drainage	234,131.00	Public Enterprises		Balance January 1, 1975	151,184.59
Sewers and Sewage Processing	172,258.00	Recreation—Culture		Collected in 1975	107,768.78
Garbage and Trash Disposal	265,315.00	Public Works	437,557.61	Cancelled, Abated or Adjusted 1975	5,766.12
Public Buildings and Grounds	76,996.00	Buildings and Grounds	280.47	Transfers to Tax Title Liens or Foreclosed	638.80
Other Public Works		Library and Education		Balance December 31, 1975	37,010.89
HEALTH and WELFARE		Conservation		TAX TITLE LIENS OUTSTANDING	
Health Services Except Environmental	19,359.00	All Other		Balance January 1, 1975	37,519.02
Welfare-Public Assistance	8,656.00	CAPITAL DEBT AUTHORIZED, DECEMBER 31, 1975		Transfer From Taxes	6,779.05
Hospitals, Clinics, First Aid	5,000.00	ISSUED AND UNISSUED GROSS DEBT		Redeemed in 1975	21,058.67
Animal, Insect, & Rodent Control		School	1,787,500	Cancelled, Abated or Adjusted (1975)	9.59
Other Welfare Services		Self-liquidating	228,000	Transfers to Foreclosed Property	
RECREATION and CONSERVATION		Other	4,213,682	Balance December 31, 1975	23,229.81
Beaches and Boardwalks		Total	6,229,182	PROPERTY ACQUIRED BY DEED OR FORECLOSURE	
Parks, Playgrounds, Shade Trees	72,910.00	ISSUED AND OUTSTANDING		Balance January 1, 1975	26,855.00
Land Reclamation & Conservation	5,250.00	School	1,755,000.00	Transfers From Taxes or Liens	
Other Recreational Services	49,821.00	Self-Liquidating	228,000.00	Sale for Cash (1975)	
EDUCATION (excluding schools)		Other	3,702,740.00	Cancelled, Abated or Adjusted (1975)	
Libraries	113,281.00	Total	5,685,740.00	Balance December 31, 1975	26,855.00
Other Educational Services		EQUALIZED VALUATION BASIS		CURRENT FINANCES DECEMBER 31, 1975	
STATUTORY EXPENDITURES		FOR NET DEBT COMPUTATION	192,950,004.33	ASSETS	
Pensions & F. I. C. A.	164,725.00	REAL PROPERTY VALUATIONS		Cash Dec. 31, 1975	401,238.07
Employee Fringe Benefits		Code Class # of Parcels % VAL'N		Taxes Receivable	155,228.31
Other Statutory Expenditures		1 Vacant Land 181 1.55	2,941,600.00	Tax Title Liens	23,229.81
CETA And Other Public Employment Programs		2 Residential 3810 75.30	142,708,690.00	Foreclosed Property	26,855.00
MUNICIPAL FUNCTIONS TOTAL	2,399,757.00	3 Farm		Emergencies & Other Deferred Charges	20,000.00
CAPITAL IMPROVEMENTS *MEMO*	20,000.00	4a Commercial 192 10.00	18,957,941.00	State and Federal Aid Receivable	
DEBT SERVICE		4b Industrial 46 8.38	15,880,320.00	Other Receivables	2,613.38
Principal Payments	228,400.00	4c Apartments 13 4.77	9,037,460.00	Total	629,164.57
Interest Payments	179,552.75	Total 4242	189,526,011.00	LIABILITIES, RESERVES, AND SURPLUS	
DEFERRED CHARGES	66,032.90	Land Area 2.75 Sq. Miles		Cash Liabilities	203,428.97
SCHOOL, COUNTY, SPECIAL DISTRICT TAXES	5,477,328.22	Net Valuation Taxable-Municipal	196,219,286.00	Reserves for Receivables	207,926.50
RESERVE FOR UNCOLLECTED TAXES	180,467.89	Net Valuation Taxable-County	221,673,362.00	Surplus Dec. 31, 1975	217,809.10
EXPENDITURES TOTAL	8,531,538.76	State Equalized Valuation	215,006,629.00	Total	629,164.57
		State Equalization Ratio	91.23		

0506

Population 1970 **8,795**
 Population 1975 **9,350**
 S & P Rating
 Moody Rating

General Tax Rate Per \$100. **3.30**
 State Equalized Tax Rate **2.80**

MIDDLE TOWNSHIP — CAPE MAY COUNTY

Form of Government:

Township Committee

Number of Members on Governing Body 3

PER CAPITA:

Gross Debt **333.80**

Net Debt

Debt Service

Total Tax Levy **406.55**Municipal Expenditures **190.95**

PER CENT:

Gross Debt **2.72**

Net Debt

Tax Levy Collected **90.21**Tax Levy Cancelled, Abated
or Adjusted **.45**

EXPENDITURES		REVENUES-REALIZED		1975 PROPERTY TAX	
GENERAL GOVERNMENT				STATE EQUALIZED TAX RATE 2.28	
Governing Body & Public Boards		1975 Property Taxes Collected	3,429,840.14	Local District School Taxes	3,025,710.00
Municipal Clerk		1975 Payments in Lieu of Taxes		Regional & Consolidated School Tax	
Financial Administration	25,000.00	Delinquent Tax & Lien Collections	284,401.94	School Taxes in Municipal Budget	
Assessment of Taxes	25,780.00	Business Personalty Replacement Taxes	59,974.51	County Taxes	.40 536,580.22
Collection of Taxes	83,901.00	Taxes from Public Utilities	1,072,805.73	County Library Taxes	.02 30,923.78
Planning, Housing & Development	22,170.00	Other Miscellaneous Tax Revenues	72,793.00	Local Municipal Purpose Taxes	.04 49,946.08
Human Resources		State Aid Revenues	19,913.14	Veteran & Senior Citizen Taxes	.06 83,400.00
Elections	500.00	Federal Aid Revenues		Total Taxes for Rate Computation	2.80 3,726,560.08
General Administration (other)	112,765.00	State and Local Fiscal Assistance Act Utilized	83,000.00	Special District Taxes	124,375.00
JUDICIARY		Sale of Acquired Property		Bank Stock Taxes	7,966.32
Municipal Courts	26,186.00	Other Miscellaneous Revenues	263,958.89	Added and Omitted Taxes	25,732.66
PUBLIC SAFETY		Total	5,286,687.35	Total Taxes Levied - ABSTRACT	3,801,234.06
Fire Protection		Prior Years Surplus Appropriated	480,000.00	Total Taxes Billed	3,802,115.41
Police Protection	391,090.00	REVENUES TOTAL	5,766,687.35	1975 TAXES COLLECTED	3,429,840.14
Civil Defense & Disaster Control	3,500.00	Reserve For Uncollected Taxes	407,158.29	1975 Taxes Cancelled, Abated or Adjusted	17,191.01
Environmental Inspection & Control		CAPITAL OUTLAY TOTAL	74,877.66	Transfer to Tax Title Liens or Foreclosed	42,693.59
Other Public Safety				Balance Outstanding Dec. 31, 1975	312,390.67
PUBLIC WORKS				PRIOR YEARS TAXES OUTSTANDING	
Streets and Drainage	248,706.00	Public Enterprises		Balance January 1, 1975	283,794.18
Sewers and Sewage Processing		Recreation—Culture		Collected in 1975	262,944.36
Garbage and Trash Disposal	114,800.00	Public Works	74,877.66	Cancelled, Abated or Adjusted 1975	3,416.52
Public Buildings and Grounds	182,500.00	Buildings and Grounds		Transfers to Tax Title Liens or Foreclosed	16,088.56
Other Public Works		Library and Education		Balance December 31, 1975	1,344.74
HEALTH and WELFARE		Conservation		TAX TITLE LIENS OUTSTANDING	
Health Services Except Environmental	12,390.00	All Other		Balance January 1, 1975	210,008.09
Welfare-Public Assistance	5,340.00	CAPITAL DEBT AUTHORIZED, DECEMBER 31, 1975		Transfer From Taxes	60,679.35
Hospitals, Clinics, First Aid	1,000.00	ISSUED AND UNISSUED GROSS DEBT NET DEBT		Redeemed in 1975	21,457.58
Animal, Insect, & Rodent Control	14,400.00	School 3,121,000		Cancelled, Abated or Adjusted (1975)	
Other Welfare Services		Self-liquidating		Transfers to Foreclosed Property	35,698.64
RECREATION and CONSERVATION		Other		Balance December 31, 1975	213,531.22
Beaches and Boardwalks		Total 3,121,000		PROPERTY ACQUIRED BY DEED OR	
Parks, Playgrounds, Shade Trees	8,000.00	ISSUED AND OUTSTANDING		FORECLOSURE	
Land Reclamation & Conservation		School	3,121,000.00	Balance January 1, 1975	434,995.00
Other Recreational Services	11,850.00	Self-Liquidating		Transfers From Taxes or Liens	35,698.64
EDUCATION (excluding schools)		Other		Sale for Cash (1975)	
Libraries		Total 3,121,000.00		Cancelled, Abated or Adjusted (1975)	
Other Educational Services		EQUALIZED VALUATION BASIS		Balance December 31, 1975	470,693.64
STATUTORY EXPENDITURES		FOR NET DEBT COMPUTATION 114,881,315.00		CURRENT FINANCES DECEMBER 31, 1975	
Pensions & F. I. C. A.	51,000.00	REAL PROPERTY VALUATIONS		ASSETS	
Employee Fringe Benefits	24,000.00	Code Class # of Parcels % VAL'N		Cash Dec. 31, 1975	3,071,198.01
Other Statutory Expenditures		1 Vacant Land 7017 12.46	13,785,650.00	Taxes Receivable	313,735.41
CETA And Other Public Employment Programs		2 Residential 4109 63.13	69,837,525.00	Tax Title Liens	213,531.22
MUNICIPAL FUNCTIONS TOTAL	1,364,878.00	3 Farm 162 2.04	2,249,350.00	Foreclosed Property	470,693.64
CAPITAL IMPROVEMENTS MEMO*	25,000.00	4a Commercial 296 20.88	23,095,500.00	Emergencies & Other Deferred Charges	1,500.00
DEBT SERVICE		4b Industrial 12 1.19	1,320,100.00	State and Federal Aid Receivable	37,750.00
Principal Payments		4c Apartments 8 .30	331,700.00	Other Receivables	8,876.45
Interest Payments		Total 11604	110,619,825.00	Total	4,117,284.73
DEFERRED CHARGES	13,300.00	Land Area 74.02 Sq. Miles		LIABILITIES, RESERVES, AND SURPLUS	
SCHOOL, COUNTY, SPECIAL DISTRICT TAXES	3,717,589.00	Net Valuation Taxable-Municipal	112,966,271.00	Cash Liabilities	1,903,683.04
RESERVE FOR UNCOLLECTED TAXES	407,158.29	Net Valuation Taxable-County	124,560,022.00	Reserves for Receivables	1,006,836.72
EXPENDITURES TOTAL	5,502,925.29	State Equalized Valuation	132,481,556.00	Surplus Dec. 31, 1975	1,206,764.97
		State Equalization Ratio	85.01	Total	4,117,284.73

1211

Population 1970 **15,085**
 Population 1975 **15,570**
 S & P Rating
 Moody Rating **BAA**

General Tax Rate Per \$100. **3.35**
 State Equalized Tax Rate **3.28**

MIDDLESEX BOROUGH — MIDDLESEX COUNTY
 Form of Government:
Borough Council
 Number of Members on Governing Body **6**

PER CAPITA: Gross Debt **400.19** PER CENT: Gross Debt **3.51**
 Net Debt **209.42** Net Debt **1.84**
 Debt Service **6.39** Tax Levy Collected **96.29**
 Total Tax Levy **399.91** Tax Levy Cancelled, Abated
 Municipal Expenditures **160.09** or Adjusted

EXPENDITURES		REVENUES-REALIZED		1975 PROPERTY TAX	
GENERAL GOVERNMENT				STATE EQUALIZED TAX RATE 2.07	
Governing Body & Public Boards		1975 Property Taxes Collected	6,016,317.01	Local District School Taxes	3,973,281.59
Municipal Clerk		1975 Payments in Lieu of Taxes	16,735.99	Regional & Consolidated School Tax	
Financial Administration	7,000.00	Delinquent Tax & Lien Collections	180,918.86	School Taxes in Municipal Budget	
Assessment of Taxes	24,486.00	Business Personalty Replacement Taxes	197,373.29	County Taxes	1,152,023.29
Collection of Taxes	32,268.00	Taxes from Public Utilities	404,686.39	County Library Taxes	
Planning, Housing & Development	17,500.00	Other Miscellaneous Tax Revenues		Local Municipal Purpose Taxes	1,085,444.85
Human Resources	80.00	State Aid Revenues	23,119.80	Veteran & Senior Citizen Taxes	87,880.00
Elections	3,050.00	Federal Aid Revenues		Total Taxes for Rate Computation	6,298,629.73
General Administration (other)	231,922.00	State and Local Fiscal Assistance Act Utilized	144,692.03	Special District Taxes	
JUDICIARY		Sale of Acquired Property		Bank Stock Taxes	2,307.27
Municipal Courts	12,595.00	Other Miscellaneous Revenues	154,174.11	Added and Omitted Taxes	13,499.44
PUBLIC SAFETY		Total	7,138,017.48	Total Taxes Levied - ABSTRACT	6,226,556.44
Fire Protection	93,560.00	Prior Years Surplus Appropriated	330,000.00	Total Taxes Billed	6,247,831.44
Police Protection	545,998.00	REVENUES TOTAL	7,468,017.48	1975 TAXES COLLECTED	6,016,317.01
Civil Defense & Disaster Control	4,050.00	Reserve For Uncollected Taxes	280,000.00	1975 Taxes Cancelled, Abated or Adjusted	
Environmental Inspection & Control	5,750.00	CAPITAL OUTLAY TOTAL	686,530.89	Transfer to Tax Title Liens or Foreclosed	
Other Public Safety	470.00	Public Enterprises		Balance Outstanding Dec. 31, 1975	231,514.43
PUBLIC WORKS		Recreation—Culture	408.55	PRIOR YEARS TAXES OUTSTANDING	
Streets and Drainage	318,584.00	Public Works	668,393.08	Balance January 1, 1975	149,572.57
Sewers and Sewage Processing	166,676.00	Buildings and Grounds	16,417.14	Collected in 1975	139,369.39
Garbage and Trash Disposal	134,463.00	Library and Education	1,312.12	Cancelled, Abated or Adjusted 1975	
Public Buildings and Grounds	48,670.00	Conservation		Transfers to Tax Title Liens or Foreclosed	
Other Public Works		All Other		Balance December 31, 1975	10,203.18
HEALTH and WELFARE		CAPITAL DEBT AUTHORIZED, DECEMBER 31, 1975		TAX TITLE LIENS OUTSTANDING	
Health Services Except Environmental	26,350.00	ISSUED AND UNISSUED		Balance January 1, 1975	58,260.25
Welfare-Public Assistance	3,800.00	School	2,841,000	Transfer From Taxes	
Hospitals, Clinics, First Aid		Self-liquidating	114,000	Redeemed in 1975	41,549.47
Animal, Insect, & Rodent Control		Other	3,275,944	Cancelled, Abated or Adjusted (1975)	
Other Welfare Services		Total	6,230,944	Transfers to Foreclosed Property	
RECREATION and CONSERVATION		ISSUED AND OUTSTANDING		Balance December 31, 1975	16,710.78
Beaches and Boardwalks	75,721.00	School	2,841,000.00	PROPERTY ACQUIRED BY DEED OR	
Parks, Playgrounds, Shade Trees	2,000.00	Self-Liquidating	114,000.00	FORECLOSURE	
Land Reclamation & Conservation	48,534.00	Other	2,441,075.00	Balance January 1, 1975	76,608.00
Other Recreational Services		Total	5,396,075.00	Transfers From Taxes or Liens	
EDUCATION (excluding schools)		EQUALIZED VALUATION BASIS		Sale for Cash (1975)	
Libraries	99,500.00	FOR NET DEBT COMPUTATION	177,333,893.67	Cancelled, Abated or Adjusted (1975)	
Other Educational Services		REAL PROPERTY VALUATIONS		Balance December 31, 1975	76,608.00
STATUTORY EXPENDITURES		Code Class # of Parcels % VAL'N		CURRENT FINANCES DECEMBER 31, 1975	
Pensions & F. I. C. A.	130,190.00	1 Vacant Land 395 2.73	5,113,300.00	ASSETS	
Employee Fringe Benefits	35,550.00	2 Residential 3496 67.85	126,935,800.00	Cash Dec. 31, 1975	627,946.23
Other Statutory Expenditures		3 Farm 8 .27	493,200.00	Taxes Receivable	241,717.61
CETA And Other Public Employment Programs		4a Commercial 162 7.34	13,726,600.00	Tax Title Liens	16,710.78
MUNICIPAL FUNCTIONS TOTAL	2,068,767.00	4b Industrial 129 17.41	32,566,100.00	Foreclosed Property	76,608.00
CAPITAL IMPROVEMENTS *MEMO*	15,000.00	4c Apartments 6 4.41	8,248,700.00	Emergencies & Other Deferred Charges	135,484.64
DEBT SERVICE		Total 4196	187,083,700.00	State and Federal Aid Receivable	40,240.20
Principal Payments	60,000.00	Land Area 3.45 Sq. Miles		Other Receivables	18,358.74
Interest Payments	39,457.50	Net Valuation Taxable-Municipal	188,476,400.00	Total	1,157,066.20
DEFERRED CHARGES	44,445.00	Net Valuation Taxable-County	214,896,236.00	LIABILITIES, RESERVES, AND SURPLUS	
SCHOOL, COUNTY, SPECIAL DISTRICT TAXES	5,125,304.88	State Equalized Valuation	192,091,178.00	Cash Liabilities	309,390.57
RESERVE FOR UNCOLLECTED TAXES	280,000.00	State Equalization Ratio	98.11	Reserves for Receivables	353,395.13
EXPENDITURES TOTAL	7,617,974.38			Surplus Dec. 31, 1975	494,280.50

1331

Population 1970 **54,850**
 Population 1975 **57,450**
 S & P Rating
 Moody Rating **BAA-1**

General Tax Rate Per \$100. **3.92**
 State Equalized Tax Rate **2.94**

MIDDLETOWN TOWNSHIP — MONMOUTH CO.

Form of Government:

Special Charter (Ch 237-1971)

Number of Members on Governing Body 5

PER CAPITA:

Gross Debt **498.94**
 Net Debt **232.67**
 Debt Service **14.91**
 Total Tax Levy **407.15**
 Municipal Expenditures **173.31**

PER CENT:

Gross Debt **4.16**
 Net Debt **1.94**
 Tax Levy Collected **92.45**
 Tax Levy Cancelled, Abated or Adjusted **.03**

EXPENDITURES		REVENUES-REALIZED		1975 PROPERTY TAX	
GENERAL GOVERNMENT				STATE EQUALIZED TAX RATE 1.95	
Governing Body & Public Boards	350.00	1975 Property Taxes Collected		Local District School Taxes	15,147,427.75
Municipal Clerk		21,624,639.69		Regional & Consolidated School Tax	
Financial Administration	65,363.35	1975 Payments in Lieu of Taxes		School Taxes in Municipal Budget	
Assessment of Taxes	102,201.35	Delinquent Tax & Lien Collections		County Taxes	4,527,404.24
Collection of Taxes	111,613.65	Business Personalty Replacement Taxes		County Library Taxes	
Planning, Housing & Development	87,231.10	Taxes from Public Utilities		Local Municipal Purpose Taxes	2,864,102.54
Human Resources	83,790.00	Other Miscellaneous Tax Revenues		Veteran & Senior Citizen Taxes	318,370.00
Elections	12,260.60	State Aid Revenues		Total Taxes for Rate Computation	22,857,304.53
General Administration (other)	684,804.41	Federal Aid Revenues		Special District Taxes	536,203.62
JUDICIARY		State and Local Fiscal Assistance Act Utilized		Bank Stock Taxes	27,945.46
Municipal Courts	108,770.00	Sale of Acquired Property		Added and Omitted Taxes	287,808.11
PUBLIC SAFETY		Other Miscellaneous Revenues		Total Taxes Levied - ABSTRACT	23,390,891.72
Fire Protection	281,831.23	Prior Years Surplus Appropriated		Total Taxes Billed	23,390,891.72
Police Protection	1,814,617.00	REVENUES TOTAL		1975 TAXES COLLECTED	21,624,639.69
Civil Defense & Disaster Control	19,727.38	Reserve For Uncollected Taxes		1975 Taxes Cancelled, Abated or Adjusted	6,720.00
Environmental Inspection & Control	166,005.00	CAPITAL OUTLAY TOTAL		Transfer to Tax Title Liens or Foreclosed	
Other Public Safety	485.00	1,037,928.94		Balance Outstanding Dec. 31, 1975	1,759,532.03
PUBLIC WORKS				PRIOR YEARS TAXES OUTSTANDING	
Streets and Drainage	1,462,659.31	Public Enterprises		Balance January 1, 1975	1,462,327.22
Sewers and Sewage Processing		Recreation—Culture		Collected in 1975	1,385,884.51
Garbage and Trash Disposal	99,855.00	Public Works		Cancelled, Abated or Adjusted 1975	
Public Buildings and Grounds	149,155.00	Buildings and Grounds		Transfers to Tax Title Liens or Foreclosed	
Other Public Works	28,350.00	Library and Education		Balance December 31, 1975	76,442.71
HEALTH and WELFARE		Conservation		TAX TITLE LIENS OUTSTANDING	
Health Services Except Environmental	140,550.00	All Other		Balance January 1, 1975	376,861.00
Welfare-Public Assistance	21,972.62	CAPITAL DEBT AUTHORIZED, DECEMBER 31, 1975		Transfer From Taxes	
Hospitals, Clinics, First Aid	8,000.00	ISSUED AND UNISSUED GROSS DEBT		Redeemed in 1975	66,224.87
Animal, Insect, & Rodent Control	7,000.00	NET DEBT		Cancelled, Abated or Adjusted (1975)	
Other Welfare Services		SCHOOL		Transfers to Foreclosed Property	
RECREATION and CONSERVATION		Self-liquidating		Balance December 31, 1975	310,636.13
Beaches and Boardwalks	35,850.00	Other		PROPERTY ACQUIRED BY DEED OR	
Parks, Playgrounds, Shade Trees	17,633.40	Total		FORECLOSURE	
Land Reclamation & Conservation	220,284.60	ISSUED AND OUTSTANDING		Balance January 1, 1975	250,684.07
Other Recreational Services		SCHOOL		Transfers From Taxes or Liens	
EDUCATION (excluding schools)		Self-Liquidating		Sale for Cash (1975)	
Libraries	354,235.21	Other		Cancelled, Abated or Adjusted (1975)	
Other Educational Services	751.33	Total		Balance December 31, 1975	250,684.07
STATUTORY EXPENDITURES		EQUALIZED VALUATION BASIS		CURRENT FINANCES DECEMBER 31, 1975	
Pensions & F. I. C. A.	362,809.54	FOR NET DEBT COMPUTATION		ASSETS	
Employee Fringe Benefits	125,480.00	REAL PROPERTY VALUATIONS		Cash Dec. 31, 1975	4,026,826.43
Other Statutory Expenditures		Code Class # of Parcels % VAL'N		Taxes Receivable	1,835,974.74
CETA And Other Public Employment Programs	508,574.35	1 Vacant Land 2844 5.00		Tax Title Liens	310,636.13
MUNICIPAL FUNCTIONS TOTAL	7,082,210.43	2 Residential 15702 84.19		Foreclosed Property	250,684.07
CAPITAL IMPROVEMENTS *MEMO*	20,000.00	3 Farm 196 1.02		Emergencies & Other Deferred Charges	175,118.38
DEBT SERVICE		4a Commercial 479 9.19		State and Federal Aid Receivable	124,287.07
Principal Payments	435,000.00	4b Industrial 5 .33		Other Receivables	117,286.79
Interest Payments	421,793.00	4c Apartments 10 .28		Total	6,840,813.61
DEFERRED CHARGES	135,358.46	Total 19236		LIABILITIES, RESERVES, AND SURPLUS	
SCHOOL, COUNTY, SPECIAL DISTRICT TAXES	20,211,035.61	Land Area 41.08 Sq. Miles		Cash Liabilities	1,874,489.53
RESERVE FOR UNCOLLECTED TAXES	1,882,336.00	Net Valuation Taxable-Municipal		Reserves for Receivables	2,514,581.73
EXPENDITURES TOTAL	30,167,733.50	Net Valuation Taxable-County		Surplus Dec. 31, 1975	2,451,742.35
		State Equalized Valuation		Total	6,840,813.61
		State Equalization Ratio			

0235

Population 1970 8,180
 Population 1975 8,290
 S & P Rating
 Moody Rating A-1

General Tax Rate Per \$100. 4.92
 State Equalized Tax Rate 2.96

MIDLAND PARK BOROUGH - BERGEN COUNTY
 Form of Government:
 Borough Council
 Number of Members on Governing Body 6

PER CAPITA:
 Gross Debt 606.88
 Net Debt 383.96
 Debt Service 38.54
 Total Tax Levy 432.66
 Municipal Expenditures 178.79

PER CENT:
 Gross Debt 4.60
 Net Debt 2.91
 Tax Levy Collected 98.21
 Tax Levy Cancelled, Abated or Adjusted .19

EXPENDITURES		REVENUES-REALIZED		1975 PROPERTY TAX	
GENERAL GOVERNMENT				STATE EQUALIZED TAX RATE	
Governing Body & Public Boards				Local District School Taxes	1.87
Municipal Clerk				Regional & Consolidated School Tax	
Financial Administration	7,250.00	1975 Property Taxes Collected	3,527,250.64	School Taxes in Municipal Budget	
Assessment of Taxes	10,235.00	1975 Payments in Lieu of Taxes		County Taxes	.37
Collection of Taxes	14,605.00	Delinquent Tax & Lien Collections	59,767.38	County Library Taxes	
Planning, Housing & Development	2,130.00	Business Personalty Replacement Taxes	113,101.02	Local Municipal Purpose Taxes	.69
Human Resources		Taxes from Public Utilities	147,882.64	Veteran & Senior Citizen Taxes	.04
Elections		Other Miscellaneous Tax Revenues		Total Taxes for Rate Computation	2.97
General Administration (other)	107,565.00	State Aid Revenues	2,064.00	Special District Taxes	
JUDICIARY		Federal Aid Revenues	5,592.05	Bank Stock Taxes	7,599.69
Municipal Courts	6,735.00	State and Local Fiscal Assistance Act Utilized	102,558.00	Added and Omitted Taxes	7,339.13
PUBLIC SAFETY		Sale of Acquired Property		Total Taxes Levied - ABSTRACT	3,586,772.20
Fire Protection	44,345.00	Other Miscellaneous Revenues	82,775.28	Total Taxes Billed	3,591,375.54
Police Protection	248,660.00		4,040,991.01	1975 TAXES COLLECTED	3,527,250.64
Civil Defense & Disaster Control	2,435.00	Prior Years Surplus Appropriated	283,000.00	1975 Taxes Cancelled, Abated or Adjusted	6,907.28
Environmental Inspection & Control	6,725.00	REVENUES TOTAL	4,323,991.01	Transfer to Tax Title Liens or Foreclosed	1,249.68
Other Public Safety		Reserve For Uncollected Taxes	203,775.00	Balance Outstanding Dec. 31, 1975	55,967.94
PUBLIC WORKS		CAPITAL OUTLAY TOTAL	147,235.34	PRIOR YEARS TAXES OUTSTANDING	
Streets and Drainage	149,135.00	Public Enterprises		Balance January 1, 1975	61,960.88
Sewers and Sewage Processing	139,058.00	Recreation—Culture	14.75	Collected in 1975	59,767.38
Garbage and Trash Disposal		Public Works	127,070.41	Cancelled, Abated or Adjusted 1975	2,000.30
Public Buildings and Grounds	39,350.00	Buildings and Grounds	20,150.18	Transfers to Tax Title Liens or Foreclosed	
Other Public Works		Library and Education		Balance December 31, 1975	193.20
HEALTH and WELFARE		Conservation		TAX TITLE LIENS OUTSTANDING	
Health Services Except Environmental	22,018.75	All Other		Balance January 1, 1975	7,201.53
Welfare-Public Assistance	3,600.00			Transfer From Taxes	1,249.68
Hospitals, Clinics, First Aid		CAPITAL DEBT AUTHORIZED, DECEMBER 31, 1975		Redeemed in 1975	
Animal, Insect, & Rodent Control		ISSUED AND UNISSUED		Cancelled, Abated or Adjusted (1975)	
Other Welfare Services		School	1,848,000	Transfers to Foreclosed Property	
RECREATION and CONSERVATION		Self-liquidating		Balance December 31, 1975	8,451.21
Beaches and Boardwalks		Other	3,183,000	PROPERTY ACQUIRED BY DEED OR	
Parks, Playgrounds, Shade Trees		Total	5,031,000	FORECLOSURE	
Land Reclamation & Conservation	20,190.00			Balance January 1, 1975	200.00
Other Recreational Services	6,100.00	ISSUED AND OUTSTANDING		Transfers From Taxes or Liens	
EDUCATION (excluding schools)		School	1,848,000.00	Sale for Cash (1975)	
Libraries		Self-Liquidating		Cancelled, Abated or Adjusted (1975)	
Other Educational Services	56,068.00	Other	2,850,000.00	Balance December 31, 1975	200.00
STATUTORY EXPENDITURES		Total	4,698,000.00	CURRENT FINANCES DECEMBER 31, 1975	
Pensions & F. I. C. A.	49,585.25	EQUALIZED VALUATION BASIS		ASSETS	
Employee Fringe Benefits	13,400.00	FOR NET DEBT COMPUTATION	109,372,219.67	Cash Dec. 31, 1975	645,703.59
Other Statutory Expenditures		REAL PROPERTY VALUATIONS		Taxes Receivable	56,161.14
CETA And Other Public Employment Programs	7,380.00	Code Class # of Parcels % VAL'N		Tax Title Liens	8,451.21
MUNICIPAL FUNCTIONS TOTAL	956,570.00	1 Vacant Land 74 1.34	982,500.00	Foreclosed Property	200.00
CAPITAL IMPROVEMENTS *MEMO*	121,000.00	2 Residential 2061 76.74	56,119,550.00	Emergencies & Other Deferred Charges	
DEBT SERVICE		3 Farm		State and Federal Aid Receivable	2,227.00
Principal Payments	150,000.00	4a Commercial 96 10.54	7,705,900.00	Other Receivables	2,178.09
Interest Payments	169,500.00	4b Industrial 37 7.99	5,841,250.00	Total	714,921.03
		4c Apartments 5 3.39	2,477,100.00	LIABILITIES, RESERVES, AND SURPLUS	
		Total 2273	73,126,300.00	Cash Liabilities	159,252.26
DEFERRED CHARGES	2,300.00	Land Area 1.69 Sq. Miles		Reserves for Receivables	66,990.44
SCHOOL, COUNTY, SPECIAL DISTRICT TAXES	2,733,898.07	Net Valuation Taxable-Municipal	73,713,409.00	Surplus Dec. 31, 1975	488,678.33
RESERVE FOR UNCOLLECTED TAXES	203,775.00	Net Valuation Taxable-County	115,681,718.00	Total	714,921.03
EXPENDITURES TOTAL	4,216,043.07	State Equalized Valuation	121,838,008.00		
		State Equalization Ratio	60.31		

1020

Population 1970 **1,230**
 Population 1975 **1,305**
 S & P Rating
 Moody Rating

General Tax Rate Per \$100. **3.22**
 State Equalized Tax Rate **2.60**

MILFORD BOROUGH — HUNTERDON

Form of Government:

Borough Council

Number of Members on Governing Body 6

PER CAPITA:

Gross Debt **798.66**
 Net Debt **312.80**
 Debt Service
 Total Tax Levy **468.48**
 Municipal Expenditures **436.60**

PER CENT:

Gross Debt **4.87**
 Net Debt **1.91**
 Tax Levy Collected **94.89**
 Tax Levy Cancelled, Abated or Adjusted **.13**

EXPENDITURES		REVENUES-REALIZED		1975 PROPERTY TAX	
GENERAL GOVERNMENT				STATE EQUALIZED TAX RATE	
Governing Body & Public Boards		1975 Property Taxes Collected	580,768.46	Local District School Taxes	1.24
Municipal Clerk		1975 Payments in Lieu of Taxes		Regional & Consolidated School Tax	.78
Financial Administration	5,600.00	Delinquent Tax & Lien Collections	28,268.29	School Taxes in Municipal Budget	
Assessment of Taxes	5,300.00	Business Personalty Replacement Taxes	179,799.04	County Taxes	.56
Collection of Taxes	3,713.77	Taxes from Public Utilities	129,973.87	County Library Taxes	
Planning, Housing & Development	8,250.00	Other Miscellaneous Tax-Revenues		Local Municipal Purpose Taxes	-3,106.17
Human Resources		State Aid Revenues	43.50	Veteran & Senior Citizen Taxes	.04
Elections		Federal Aid Revenues		Total Taxes for Rate Computation	2.62
General Administration (other)	60,000.00	State and Local Fiscal Assistance Act Utilized	18,611.00	Special District Taxes	
JUDICIARY		Sale of Acquired Property		Bank Stock Taxes	3,106.17
Municipal Courts	5,216.11	Other Miscellaneous Revenues	70,198.06	Added and Omitted Taxes	6,825.01
PUBLIC SAFETY		Total	1,008,055.22	Total Taxes Levied - ABSTRACT	611,363.61
Fire Protection	20,000.00	Prior Years Surplus Appropriated	265,000.00	Total Taxes Billed	612,034.29
Police Protection	49,984.04	REVENUES TOTAL	1,273,055.22	1975 TAXES COLLECTED	580,768.46
Civil Defense & Disaster Control		Reserve For Uncollected Taxes	48,000.00	1975 Taxes Cancelled, Abated or Adjusted	792.00
Environmental Inspection & Control	2,000.00	CAPITAL OUTLAY TOTAL	175,722.00	Transfer to Tax Title Liens or Foreclosed	
Other Public Safety		Public Enterprises		Balance Outstanding Dec. 31, 1975	30,473.83
PUBLIC WORKS		Recreation—Culture	167,500.00	PRIOR YEARS TAXES OUTSTANDING	
Streets and Drainage	83,001.13	Public Works	8,222.00	Balance January 1, 1975	30,642.85
Sewers and Sewage Processing		Buildings and Grounds		Collected in 1975	28,268.29
Garbage and Trash Disposal	14,650.00	Library and Education		Cancelled, Abated or Adjusted 1975	
Public Buildings and Grounds	7,800.00	Conservation		Transfers to Tax Title Liens or Foreclosed	
Other Public Works		All Other		Balance December 31, 1975	2,374.56
HEALTH and WELFARE		CAPITAL DEBT AUTHORIZED, DECEMBER 31, 1975		TAX TITLE LIENS OUTSTANDING	
Health Services Except Environmental	2,550.00	ISSUED AND UNISSUED		Balance January 1, 1975	
Welfare-Public Assistance	2,600.00	School	36,017	Transfer From Taxes	
Hospitals, Clinics, First Aid		Self-liquidating	938,240	Redeemed in 1975	
Animal, Insect, & Rodent Control		Other	68,000	Cancelled, Abated or Adjusted (1975)	
Other Welfare Services		Total	1,042,257	Transfers to Foreclosed Property	
RECREATION and CONSERVATION		ISSUED AND OUTSTANDING		Balance December 31, 1975	
Beaches and Boardwalks		School	36,017.00	PROPERTY ACQUIRED BY DEED OR	
Parks, Playgrounds, Shade Trees	5,150.00	Self-Liquidating	934,000.00	FORECLOSURE	
Land Reclamation & Conservation	3,500.00	Other		Balance January 1, 1975	
Other Recreational Services		Total	970,017.00	Transfers From Taxes or Liens	
EDUCATION (excluding schools)		EQUALIZED VALUATION BASIS		Sale for Cash (1975)	
Libraries	21,680.00	FOR NET DEBT COMPUTATION	21,405,333.33	Cancelled, Abated or Adjusted (1975)	
Other Educational Services	50,000.00	REAL PROPERTY VALUATIONS		Balance December 31, 1975	
STATUTORY EXPENDITURES		Code Class # of Parcels % VAL'N	ASSESSED VALUATION	CURRENT FINANCES DECEMBER 31, 1975	
Pensions & F. I. C. A.	14,500.00	1 Vacant Land 80 1.54	283,650.00	ASSETS	
Employee Fringe Benefits	4,000.00	2 Residential 367 37.43	6,883,775.00	Cash Dec. 31, 1975	655,523.32
Other Statutory Expenditures		3 Farm 2 1.18	216,200.00	Taxes Receivable	32,848.39
CETA And Other Public Employment Programs		4a Commercial 41 6.45	1,185,500.00	Tax Title Liens	
MUNICIPAL FUNCTIONS TOTAL	369,495.05	4b Industrial 3 49.81	9,159,200.00	Foreclosed Property	
CAPITAL IMPROVEMENTS *MEMO*	9,000.00	4c Apartments 1 3.59	660,452.00	Emergencies & Other Deferred Charges	3,785.50
DEBT SERVICE		Total 494	16,388,777.00	State and Federal Aid Receivable	1,086.22
Principal Payments		Land Area 1.30 Sq. Miles		Other Receivables	70,659.42
Interest Payments		Net Valuation Taxable-Municipal	16,979,289.00	Total	763,902.85
DEFERRED CHARGES	152,264.09	Net Valuation Taxable-County	30,285,979.00	LIABILITIES, RESERVES, AND SURPLUS	
SCHOOL, COUNTY, SPECIAL DISTRICT TAXES	604,538.60	State Equalized Valuation	23,314,121.00	Cash Liabilities	293,270.17
RESERVE FOR UNCOLLECTED TAXES	48,000.00	State Equalization Ratio	80.93	Reserves for Receivables	103,507.81
EXPENDITURES TOTAL	1,174,297.74			Surplus Dec. 31, 1975	367,124.87
				Total	763,902.85

0712

Population 1970 21,125
 Population 1975 20,995
 S & P Rating AA
 Moody Rating AAA

General Tax Rate Per \$100. 4.62
 State Equalized Tax Rate 3.35

MILLBURN TOWNSHIP — ESSEX COUNTY

Form of Government:

Township Committee

Number of Members on Governing Body 5

PER CAPITA:

Gross Debt 541.60
 Net Debt 327.59
 Debt Service 11.93
 Total Tax Levy 866.81
 Municipal Expenditures 374.77

PER CENT:

Gross Debt 2.22
 Net Debt 1.34
 Tax Levy Collected 98.44
 Tax Levy Cancelled, Abated or Adjusted .07

EXPENDITURES		REVENUES REALIZED		1975 PROPERTY TAX	
GENERAL GOVERNMENT				STATE EQUALIZED TAX RATE	
Governing Body & Public Boards	5,000.00	1975 Property Taxes Collected	17,941,283.50	Local District School Taxes 1.43	7,763,575.50
Municipal Clerk	78,500.00	1975 Payments in Lieu of Taxes	184,091.45	Regional & Consolidated School Tax	
Financial Administration	58,010.00	Delinquent Tax & Lien Collections	233,892.35	School Taxes in Municipal Budget	
Assessment of Taxes	125,850.00	Business Personalty Replacement Taxes	295,679.63	County Taxes 1.31	7,135,206.24
Collection of Taxes	37,400.00	Taxes from Public Utilities	833,779.46	County Library Taxes	
Planning, Housing & Development	13,160.00	Other Miscellaneous Tax Revenues	858,415.69	Local Municipal Purpose Taxes .59	3,186,777.73
Human Resources		State Aid Revenues	13,934.49	Veteran & Senior Citizen Taxes .02	93,980.00
Elections	3,500.00	Federal Aid Revenues		Total Taxes for Rate Computation 3.35	18,179,539.47
General Administration (other)	432,820.25	State and Local Fiscal Assistance Act Utilized	232,749.18	Special District Taxes	
JUDICIARY		Sale of Acquired Property		Bank Stock Taxes	22,754.67
Municipal Courts	42,500.00	Other Miscellaneous Revenues	685,114.15	Added and Omitted Taxes	90,339.48
PUBLIC SAFETY		Total	21,278,939.90	Total Taxes Levied - ABSTRACT	18,198,653.62
Fire Protection	1,083,927.00	Prior Years Surplus Appropriated	1,750,000.00	Total Taxes Billed	18,225,108.45
Police Protection	1,308,783.00	REVENUES TOTAL	23,028,939.90	1975 TAXES COLLECTED	17,941,283.50
Civil Defense & Disaster Control	4,000.00	Reserve For Uncollected Taxes	1,418,742.99	1975 Taxes Cancelled, Abated or Adjusted	13,372.63
Environmental Inspection & Control	33,810.00	CAPITAL OUTLAY TOTAL	724,538.78	Transfer to Tax Title Liens or Foreclosed	2,148.30
Other Public Safety				Balance Outstanding Dec. 31, 1975	268,304.02
PUBLIC WORKS				PRIOR YEARS TAXES OUTSTANDING	
Streets and Drainage	769,801.00	Public Enterprises		Balance January 1, 1975	224,586.37
Sewers and Sewage Processing	56,800.00	Recreation—Culture	1,933.92	Collected in 1975	223,745.87
Garbage and Trash Disposal	207,300.00	Public Works	495,094.27	Cancelled, Abated or Adjusted 1975	
Public Buildings and Grounds	318,080.37	Buildings and Grounds	47,375.31	Transfers to Tax Title Liens or Foreclosed	840.50
Other Public Works	15,272.18	Library and Education	180,135.28	Balance December 31, 1975	
HEALTH and WELFARE		Conservation		TAX TITLE LIENS OUTSTANDING	
Health Services Except Environmental	88,900.00	All Other		Balance January 1, 1975	16,870.75
Welfare-Public Assistance	4,775.00	CAPITAL DEBT AUTHORIZED, DECEMBER 31, 1975		Transfer From Taxes	3,101.52
Hospitals, Clinics, First Aid	3,500.00	ISSUED AND UNISSUED		Redeemed in 1975	10,146.48
Animal, Insect, & Rodent Control		School	4,448,000	Cancelled, Abated or Adjusted (1975)	
Other Welfare Services		Self-liquidating		Transfers to Foreclosed Property	3,158.02
RECREATION and CONSERVATION		Other	6,922,800	Balance December 31, 1975	6,667.77
Beaches and Boardwalks		Total	11,370,800	PROPERTY ACQUIRED BY DEED OR	
Parks, Playgrounds, Shade Trees	563,867.30	ISSUED AND OUTSTANDING		FORECLOSURE	
Land Reclamation & Conservation	114,600.00	School	4,448,000.00	Balance January 1, 1975	18,241.98
Other Recreational Services	2,000.00	Self-Liquidating		Transfers From Taxes or Liens	3,158.02
EDUCATION (excluding schools)		Other	2,928,400.00	Sale for Cash (1975)	
Libraries	185,689.00	Total	7,376,400.00	Cancelled, Abated or Adjusted (1975)	
Other Educational Services		EQUALIZED VALUATION BASIS		Balance December 31, 1975	21,400.00
STATUTORY EXPENDITURES		FOR NET DEBT COMPUTATION	511,974,719.33	CURRENT FINANCES DECEMBER 31, 1975	
Pensions & F. I. C. A.	409,255.59	REAL PROPERTY VALUATIONS		ASSETS	
Employee Fringe Benefits	120,000.00	Code Class # of Parcels % VAL'N	ASSESSED VALUATION	Cash Dec. 31, 1975	3,475,963.62
Other Statutory Expenditures		1 Vacant Land 219 1.55	6,012,400.00	Taxes Receivable	268,304.02
CETA And Other Public Employment Programs		2 Residential 5792 76.30	296,869,900.00	Tax Title Liens	6,667.77
MUNICIPAL FUNCTIONS TOTAL	6,087,100.69	3 Farm		Foreclosed Property	21,400.00
CAPITAL IMPROVEMENTS *MEMO*	50,000.00	4a Commercial 194 17.19	66,886,100.00	Emergencies & Other Deferred Charges	135,300.00
DEBT SERVICE		4b Industrial 36 2.40	9,328,200.00	State and Federal Aid Receivable	20,928.57
Principal Payments	122,199.82	4c Apartments 20 2.57	9,985,200.00	Other Receivables	
Interest Payments	128,299.49	Total 6261	389,081,800.00	Total	3,928,563.98
DEFERRED CHARGES	111,979.05	Land Area 10.00 Sq. Miles		LIABILITIES, RESERVES, AND SURPLUS	
SCHOOL, COUNTY, SPECIAL DISTRICT TAXES	14,898,781.74	Net Valuation Taxable-Municipal	394,069,000.00	Cash Liabilities	1,179,327.56
RESERVE FOR UNCOLLECTED TAXES	1,418,742.99	Net Valuation Taxable-County	542,203,575.00	Reserves for Receivables	296,371.79
EXPENDITURES TOTAL	22,767,103.78	State Equalized Valuation	541,017,962.00	Surplus Dec. 31, 1975	2,452,864.63
		State Equalization Ratio	72.59	Total	3,928,563.98

1812

Population 1970 630
 Population 1975 650
 S & P Rating
 Moody Rating

General Tax Rate Per \$100. 3.56
 State Equalized Tax Rate 2.28

MILLSTONE BOROUGH — SOMERSET COUNTY

Form of Government:

Borough Council

Number of Members on Governing Body 6

PER CAPITA:

Gross Debt 32.62
 Net Debt 32.62
 Debt Service 3.32
 Total Tax Levy 296.97
 Municipal Expenditures 66.01

PER CENT:

Gross Debt .27
 Net Debt .27
 Tax Levy Collected 98.70
 Tax Levy Cancelled, Abated or Adjusted .03

EXPENDITURES		REVENUES-REALIZED		1975 PROPERTY TAX	
GENERAL GOVERNMENT				STATE EQUALIZED TAX RATE	
Governing Body & Public Boards				Local District School Taxes	1.72
Municipal Clerk				Regional & Consolidated School Tax	
Financial Administration	1,700.00	1975 Property Taxes Collected	191,117.79	School Taxes in Municipal Budget	
Assessment of Taxes	1,500.00	1975 Payments in Lieu of Taxes		County Taxes	.44
Collection of Taxes	1,800.00	Delinquent Tax & Lien Collections	2,204.94	County Library Taxes	.02
Planning, Housing & Development	1,100.00	Business Personalty Replacement Taxes	1,501.21	Local Municipal Purpose Taxes	.07
Human Resources		Taxes from Public Utilities	21,881.14	Veteran & Senior Citizen Taxes	.03
Elections	400.00	Other Miscellaneous Tax Revenues		Total Taxes for Rate Computation	2.28
General Administration (other)	7,299.68	State Aid Revenues	167.00	Special District Taxes	
JUDICIARY		Federal Aid Revenues		Bank Stock Taxes	
Municipal Courts	425.00	State and Local Fiscal Assistance Act Utilized		Added and Omitted Taxes	
PUBLIC SAFETY		Sale of Acquired Property		Total Taxes Levied - ABSTRACT	193,033.50
Fire Protection	5,259.97	Other Miscellaneous Revenues	5,045.69	Total Taxes Billed	193,642.18
Police Protection	250.00		221,917.77	1975 TAXES COLLECTED	191,117.79
Civil Defense & Disaster Control	25.00	Prior Years Surplus Appropriated	11,000.00	1975 Taxes Cancelled, Abated or Adjusted	50.00
Environmental Inspection & Control	525.00	REVENUES TOTAL	232,917.77	Transfer to Tax Title Liens or Foreclosed	72,964.00
Other Public Safety		Reserve For Uncollected Taxes	4,093.88	Balance Outstanding Dec. 31, 1975	1,744.75
PUBLIC WORKS		CAPITAL OUTLAY TOTAL	1,270.04	PRIOR YEARS TAXES OUTSTANDING	
Streets and Drainage	3,328.14			Balance January 1, 1975	2,204.94
Sewers and Sewage Processing		Public Enterprises		Collected in 1975	2,204.94
Garbage and Trash Disposal	6,572.47	Recreation—Culture		Cancelled, Abated or Adjusted 1975	
Public Buildings and Grounds	864.74	Public Works		Transfers to Tax Title Liens or Foreclosed	
Other Public Works		Buildings and Grounds	1,270.04	Balance December 31, 1975	
HEALTH and WELFARE		Library and Education		TAX TITLE LIENS OUTSTANDING	
Health Services Except Environmental	1,180.00	Conservation		Balance January 1, 1975	2,536.48
Welfare-Public Assistance	600.00	All Other		Transfer From Taxes	729.64
Hospitals, Clinics, First Aid	100.00	CAPITAL DEBT AUTHORIZED, DECEMBER 31, 1975		Redeemed in 1975	
Animal, Insect, & Rodent Control		ISSUED AND UNISSUED GROSS DEBT		Cancelled, Abated or Adjusted (1975)	
Other Welfare Services		School		Transfers to Foreclosed Property	
RECREATION and CONSERVATION		Self-liquidating		Balance December 31, 1975	3,266.12
Beaches and Boardwalks		Other	21,200	PROPERTY ACQUIRED BY DEED OR FORECLOSURE	
Parks, Playgrounds, Shade Trees	1,200.00	Total	21,200	Balance January 1, 1975	
Land Reclamation & Conservation	200.00	ISSUED AND OUTSTANDING		Transfers From Taxes or Liens	
Other Recreational Services		School		Sale for Cash (1975)	
EDUCATION (excluding schools)		Self-Liquidating		Cancelled, Abated or Adjusted (1975)	
Libraries		Other		Balance December 31, 1975	
Other Educational Services	500.00	Total	19,000.00	CURRENT FINANCES DECEMBER 31, 1975	
STATUTORY EXPENDITURES		EQUALIZED VALUATION BASIS		ASSETS	
Pensions & F. I. C. A.	800.00	FOR NET DEBT COMPUTATION	7,809,373.33	Cash Dec. 31, 1975	32,201.76
Employee Fringe Benefits		REAL PROPERTY VALUATIONS		Taxes Receivable	1,744.75
Other Statutory Expenditures		Code Class # of Parcels % VAL'N		Tax Title Liens	3,266.12
CETA And Other Public Employment Programs		1 Vacant Land 10 1.92	104,900.00	Foreclosed Property	
MUNICIPAL FUNCTIONS TOTAL	35,630.00	2 Residential 154 84.94	4,653,000.00	Emergencies & Other Deferred Charges	
CAPITAL IMPROVEMENTS *MEMO*		3 Farm 7 2.43	132,600.00	State and Federal Aid Receivable	80.00
DEBT SERVICE		4a Commercial 9 10.72	587,260.00	Other Receivables	711.06
Principal Payments	1,000.00	4b Industrial		Total	38,003.69
Interest Payments	1,160.25	4c Apartments		LIABILITIES, RESERVES, AND SURPLUS	
DEFERRED CHARGES	1,023.39	Total 180	5,477,760.00	Cash Liabilities	15,902.02
SCHOOL, COUNTY, SPECIAL DISTRICT TAXES	186,339.12	Land Area .60 Sq. Miles		Reserves for Receivables	5,721.93
RESERVE FOR UNCOLLECTED TAXES	4,093.88	Net Valuation Taxable-Municipal	5,489,860.00	Surplus Dec. 31, 1975	16,379.74
EXPENDITURES TOTAL	229,246.64	Net Valuation Taxable-County	8,073,399.00	Total	38,003.69
		State Equalized Valuation	8,535,143.00		
		State Equalization Ratio	64.27		

1332

Population 1970 2,545
 Population 1975 2,705
 S & P Rating
 Moody Rating

General Tax Rate Per \$100. 4.84
 State Equalized Tax Rate 2.73

MILLSTONE TOWNSHIP — MONMOUTH COUNTY

Form of Government:
 Township Committee

Number of Members on Governing Body 3

PER CAPITA: 22.18
 Gross Debt
 Net Debt
 Debt Service 574.26
 Total Tax Levy 262.47
 Municipal Expenditures
 PER CENT: 1.13
 Gross Debt
 Net Debt
 Tax Levy Collected 84.93
 Tax Levy Cancelled, Abated or Adjusted 14

EXPENDITURES		REVENUES-REALIZED		1975 PROPERTY TAX	
GENERAL GOVERNMENT				STATE EQUALIZED TAX RATE 1.90	1,028,450.00
Governing Body & Public Boards		1975 Property Taxes Collected	1,319,307.16	Local District School Taxes	
Municipal Clerk		1975 Payments in Lieu of Taxes	172,650.75	Regional & Consolidated School Tax	
Financial Administration	7,600.00	Delinquent Tax & Lien Collections	22,161.23	School Taxes in Municipal Budget	
Assessment of Taxes	14,200.00	Business Personalty Replacement Taxes	123,944.24	County Taxes	.57 307,264.68
Collection of Taxes	10,000.00	Taxes from Public Utilities	2,433.50	County Library Taxes	.02 10,881.82
Planning, Housing & Development	34,800.00	Other Miscellaneous Tax Revenues	6,548.17	Local Municipal Purpose Taxes	.22 117,501.44
Human Resources		State Aid Revenues	84,266.34	Veteran & Senior Citizen Taxes	.02 12,290.00
Elections	1,100.00	Federal Aid Revenues	100,815.61	Total Taxes for Rate Computation	2.73 1,476,387.94
General Administration (other)	67,650.00	State and Local Fiscal Assistance Act Utilized	1,832,127.00	Special District Taxes	
JUDICIARY		Sale of Acquired Property	200,000.00	Bank Stock Taxes	698.56
Municipal Courts	12,740.00	Other Miscellaneous Revenues	174,582.66	Added and Omitted Taxes	88,574.76
PUBLIC SAFETY		Total	2,032,127.00	Total Taxes Levied - ABSTRACT	1,553,371.26
Fire Protection	22,600.00	Prior Years Surplus Appropriated	200,000.00	Total Taxes Billed	1,553,371.26
Police Protection	9,000.00	REVENUES	2,032,127.00	1975 TAXES COLLECTED	1,319,307.16
Civil Defense & Disaster Control	200.00	Reserve For Uncollected Taxes	174,582.66	1975 Taxes Cancelled, Abated or Adjusted	2,225.50
Environmental Inspection & Control	4,000.00			Transfer to Tax Title Liens or Foreclosed	39,878.54
Other Public Safety				Balance Outstanding Dec. 31, 1975	191,960.06
PUBLIC WORKS		CAPITAL OUTLAY		PRIOR YEARS TAXES OUTSTANDING	
Streets and Drainage	206,500.00	Public Enterprises		Balance January 1, 1975	151,906.21
Sewers and Sewage Processing		Recreation—Culture		Collected in 1975	138,081.34
Garbage and Trash Disposal	2,000.00	Public Works		Cancelled, Abated or Adjusted 1975	
Public Buildings and Grounds	87,266.34	Buildings and Grounds		Transfers to Tax Title Liens or Foreclosed	13,261.68
Other Public Works		Library and Education		Balance December 31, 1975	563.19
HEALTH and WELFARE		Conservation		TAX TITLE LIENS OUTSTANDING	
Health Services Except Environmental	5,020.00	All Other		Balance January 1, 1975	28,871.90
Welfare-Public Assistance	5,900.00			Transfer From Taxes	54,960.98
Hospitals, Clinics, First Aid				Redeemed in 1975	34,569.41
Animal, Insect, & Rodent Control	1,700.00			Cancelled, Abated or Adjusted (1975)	536.71
Other Welfare Services				Transfers to Foreclosed Property	
RECREATION and CONSERVATION				Balance December 31, 1975	48,726.76
Beaches and Boardwalks				PROPERTY ACQUIRED BY DEED OR	
Parks, Playgrounds, Shade Trees				FORECLOSURE	
Land Reclamation & Conservation	12,500.00			Balance January 1, 1975	7,680.00
Other Recreational Services	4,000.00			Transfers From Taxes or Liens	
EDUCATION (excluding schools)				Sale for Cash (1975)	
Libraries				Cancelled, Abated or Adjusted (1975)	
Other Educational Services				Balance December 31, 1975	7,680.00
STATUTORY EXPENDITURES				CURRENT FINANCES DECEMBER 31, 1975	
Pensions & F. I. C. A.	8,300.00			ASSETS	
Employee Fringe Benefits	900.00			Cash Dec. 31, 1975	909,023.07
Other Statutory Expenditures				Taxes Receivable	192,523.25
CETA And Other Public Employment Programs	12,437.00			Tax Title Liens	48,726.76
MUNICIPAL FUNCTIONS				Foreclosed Property	7,680.00
CAPITAL IMPROVEMENTS * MEMO#	2,000.00			Emergencies & Other Deferred Charges	9,400.00
DEBT SERVICE				State and Federal Aid Receivable	6,676.90
Principal Payments				Other Receivables	3,638.36
Interest Payments				Total	1,177,668.34
DEFERRED CHARGES	4,975.00			LIABILITIES, RESERVES, AND SURPLUS	
SCHOOL, COUNTY, SPECIAL DISTRICT TAXES	1,346,596.50			Cash Liabilities	646,981.18
RESERVE FOR UNCOLLECTED TAXES	174,582.66			Reserves for Receivables	252,568.37
EXPENDITURES	2,056,567.50			Surplus Dec. 31, 1975	278,118.79
				Total	1,177,668.34

1212

Population 1970 **6,495**
 Population 1975 **6,825**
 S & P Rating **A**
 Moody Rating **A**

General Tax Rate Per \$100. **2.97**
 State Equalized Tax Rate **2.26**

MILLTOWN BOROUGH — MIDDLESEX COUNTY

Form of Government:

Borough Council

Number of Members on Governing Body 6

PER CAPITA:

Gross Debt **345.76**
 Net Debt **148.55**
 Debt Service **11.57**
 Total Tax Levy **313.92**
 Municipal Expenditures **125.18**

PER CENT:

Gross Debt **2.66**
 Net Debt **1.14**
 Tax Levy Collected **97.91**
 Tax Levy Cancelled, Abated
 or Adjusted

EXPENDITURES		REVENUES-REALIZED		1975 PROPERTY TAX	
GENERAL GOVERNMENT				STATE EQUALIZED TAX RATE 1.42	
Governing Body & Public Boards		1975 Property Taxes Collected	2,100,522.83	Local District School Taxes	1,360,959.57
Municipal Clerk		1975 Payments in Lieu of Taxes		Regional & Consolidated School Tax	
Financial Administration	8,920.00	Delinquent Tax & Lien Collections	34,153.33	School Taxes in Municipal Budget	
Assessment of Taxes	6,116.00	Business Personalty Replacement Taxes	85,254.09	County Taxes	558,625.01
Collection of Taxes		Taxes from Public Utilities	85,665.08	County Library Taxes	
Planning, Housing & Development	6,691.00	Other Miscellaneous Tax Revenues		Local Municipal Purpose Taxes	204,803.04
Human Resources	90.00	State Aid Revenues	1,453.00	Veteran & Senior Citizen Taxes	50,640.00
Elections	2,219.00	Federal Aid Revenues		Total Taxes for Rate Computation	2,175,027.62
General Administration (other)	101,949.70	State and Local Fiscal Assistance Act Utilized	21,280.00	Special District Taxes	
JUDICIARY		Sale of Acquired Property		Bank Stock Taxes	4,073.33
Municipal Courts	14,863.00	Other Miscellaneous Revenues	322,219.04	Added and Omitted Taxes	14,068.66
PUBLIC SAFETY		Total	2,650,547.37	Total Taxes Levied - ABSTRACT	2,142,529.61
Fire Protection	25,379.00	Prior Years Surplus Appropriated	100,000.00	Total Taxes Billed	2,145,315.55
Police Protection	191,339.00	REVENUES TOTAL	2,750,547.37	1975 TAXES COLLECTED	2,100,522.83
Civil Defense & Disaster Control	3,883.00	Reserve For Uncollected Taxes	53,140.00	1975 Taxes Cancelled, Abated or Adjusted	
Environmental Inspection & Control	3,349.00	CAPITAL OUTLAY TOTAL	180,862.76	Transfer to Tax Title Liens or Foreclosed	3,718.45
Other Public Safety				Balance Outstanding Dec. 31, 1975	41,074.27
PUBLIC WORKS				PRIOR YEARS TAXES OUTSTANDING	
Streets and Drainage	85,828.00	Public Enterprises	36,151.02	Balance January 1, 1975	37,156.91
Sewers and Sewage Processing	27,026.00	Recreation—Culture		Collected in 1975	34,153.33
Garbage and Trash Disposal	82,721.00	Public Works	144,674.78	Cancelled, Abated or Adjusted 1975	1,794.57
Public Buildings and Grounds	17,330.00	Buildings and Grounds	36.96	Transfers to Tax Title Liens or Foreclosed	1,209.01
Other Public Works		Library and Education		Balance December 31, 1975	
HEALTH and WELFARE		Conservation		TAX TITLE LIENS OUTSTANDING	
Health Services Except Environmental	5,225.00	All Other		Balance January 1, 1975	4,661.41
Welfare-Public Assistance	935.00	CAPITAL DEBT AUTHORIZED, DECEMBER 31, 1975		Transfer From Taxes	5,008.14
Hospitals, Clinics, First Aid		ISSUED AND UNISSUED GROSS DEBT NET DEBT		Redeemed in 1975	
Animal, Insect, & Rodent Control	1,951.00	School 259,000		Cancelled, Abated or Adjusted (1975)	
Other Welfare Services		Self-liquidating 1,087,000		Transfers to Foreclosed Property	
RECREATION and CONSERVATION		Other 1,013,845	1,013,845	Balance December 31, 1975	9,669.55
Beaches and Boardwalks		Total 2,359,845	1,013,845	PROPERTY ACQUIRED BY DEED OR	
Parks, Playgrounds, Shade Trees	39,621.00			FORECLOSURE	
Land Reclamation & Conservation		ISSUED AND OUTSTANDING		Balance January 1, 1975	
Other Recteational Services	28,042.00	School 259,000.00		Transfers From Taxes or Liens	
EDUCATION (excluding schools)		Self-Liquidating 584,000.00		Sale for Cash (1975)	
Libraries	16,350.00	Other 899,000.00		Cancelled, Abated or Adjusted (1975)	
Other Educational Services		Total 1,742,000.00		Balance December 31, 1975	
STATUTORY EXPENDITURES		EQUALIZED VALUATION BASIS		CURRENT FINANCES DECEMBER 31, 1975	
Pensions & F. I. C. A.	41,883.00	FOR NET DEBT COMPUTATION	88,581,638.33	ASSETS	
Employee Fringe Benefits	10,500.00	REAL PROPERTY VALUATIONS		Cash Dec. 31, 1975	77,029.71
Other Statutory Expenditures		Code Class # of Parcels % VAL'N		Taxes Receivable	41,074.27
CETA And Other Public Employment Programs		1 Vacant Land 168 3.01	2,198,000.00	Tax Title Liens	9,669.55
MUNICIPAL FUNCTIONS TOTAL	722,210.70	2 Residential 1966 80.17	58,464,900.00	Foreclosed Property	
CAPITAL IMPROVEMENTS *MEMO*	3,000.00	3 Farm		Emergencies & Other Deferred Charges	
DEBT SERVICE		4a Commercial 83 6.51	4,747,200.00	State and Federal Aid Receivable	6,391.13
Principal Payments	40,000.00	4b Industrial 9 9.51	6,933,550.00	Other Receivables	4,270.95
Interest Payments	38,973.00	4c Apartments 8 .79	579,600.00	Total	138,435.61
DEFERRED CHARGES		Total 2234	72,923,250.00	LIABILITIES, RESERVES, AND SURPLUS	
SCHOOL, COUNTY, SPECIAL DISTRICT TAXES	1,919,584.58	Land Area 1.60 Sq. Miles		Cash Liabilities	69,515.63
RESERVE FOR UNCOLLECTED TAXES	53,140.00	Net Valuation Taxable-Municipal	73,343,897.00	Reserves for Receivables	55,014.77
EXPENDITURES TOTAL	2,773,908.28	Net Valuation Taxable-County	103,214,376.00	Surplus Dec. 31, 1975	13,905.21
		State Equalized Valuation	95,989,772.00	Total	138,435.61
		State Equalization Ratio	76.31		

0610

Population 1970 21,430
 Population 1975 22,695
 S & P Rating A
 Moody Rating A

General Tax Rate Per \$100. 6.48
 State Equalized Tax Rate 3.82

MILLVILLE CITY -- CUMBERLAND COUNTY
 Form of Government:
 Commission (1911)
 Number of Members on Governing Body 5

PER CAPITA: 506.47
 Gross Debt 100.28
 Net Debt 26.23
 Debt Service 312.05
 Total Tax Levy 196.20
 Municipal Expenditures

PER CENT: 6.92
 Gross Debt 1.37
 Net Debt 94.61
 Tax Levy Collected
 Tax Levy Cancelled, Abated or Adjusted .55

EXPENDITURES		REVENUES-REALIZED		1975 PROPERTY TAX	
GENERAL GOVERNMENT				STATE EQUALIZED TAX RATE	
Governing Body & Public Boards				Local District School Taxes	1.64 3,076,568.00
Municipal Clerk	44,332.84	1975 Property Taxes Collected	6,698,840.11	Regional & Consolidated School Tax	
Financial Administration	69,115.00	1975 Payments in Lieu of Taxes		School Taxes in Municipal Budget	.13 237,043.20
Assessment of Taxes	57,600.00	Delinquent Tax & Lien Collections	278,201.55	County Taxes	1.10 2,060,284.26
Collection of Taxes	66,800.00	Business Personalty Replacement Taxes	376,452.17	County Library Taxes	
Planning, Housing & Development	7,960.00	Taxes from Public Utilities	600,559.83	Local Municipal Purpose Taxes	.89 1,665,370.48
Human Resources	269,984.00	Other Miscellaneous Tax Revenues		Veteran & Senior Citizen Taxes	.08 143,710.00
Elections	5,100.00	State Aid Revenues	513,828.36	Total Taxes for Rate Computation	3.84 7,182,975.94
General Administration (other)	285,848.82	Federal Aid Revenues	53,312.36	Special District Taxes	
JUDICIARY		State and Local Fiscal Assistance Act Utilized	262,113.68	Bank Stock Taxes	21,349.52
Municipal Courts	35,800.00	Sale of Acquired Property	64,630.00	Added and Omitted Taxes	21,427.09
PUBLIC SAFETY		Other Miscellaneous Revenues	361,964.97	Total Taxes Levied - ABSTRACT	7,082,042.55
Fire Protection	158,922.24	Total	9,209,903.03	Total Taxes Billed	7,080,199.61
Police Protection	815,650.00	Prior Years Surplus Appropriated	565,000.00	1975 TAXES COLLECTED	6,698,840.11
Civil Defense & Disaster Control	11,700.00	REVENUES TOTAL	9,774,903.03	1975 Taxes Cancelled, Abated or Adjusted	39,100.21
Environmental Inspection & Control	34,700.00	Reserve For Uncollected Taxes	325,002.16	Transfer to Tax Title Liens or Foreclosed	22,093.46
Other Public Safety		CAPITAL OUTLAY TOTAL	2,703,596.60	Balance Outstanding Dec. 31, 1975	320,165.83
PUBLIC WORKS				PRIOR YEARS TAXES OUTSTANDING	
Streets and Drainage	734,834.90	Public Enterprises	131,121.25	Balance January 1, 1975	202,374.89
Sewers and Sewage Processing		Recreation—Culture	413.23	Collected in 1975	195,870.12
Garbage and Trash Disposal	127,650.00	Public Works	72,052.12	Cancelled, Abated or Adjusted 1975	1,396.36
Public Buildings and Grounds	138,360.00	Buildings and Grounds		Transfers to Tax Title Liens or Foreclosed	3,772.92
Other Public Works		Library and Education		Balance December 31, 1975	1,335.49
HEALTH and WELFARE		Conservation	2,500,000.00	TAX TITLE LIENS OUTSTANDING	
Health Services Except Environmental	17,650.00	All Other		Balance January 1, 1975	124,594.00
Welfare-Public Assistance	21,361.99	CAPITAL DEBT AUTHORIZED, DECEMBER 31, 1975		Transfer From Taxes	26,683.23
Hospitals, Clinics, First Aid	22,000.00	ISSUED AND UNISSUED		Redeemed in 1975	82,331.43
Animal, Insect, & Rodent Control	4,050.00	School	6,871,000	Cancelled, Abated or Adjusted (1975)	
Other Welfare Services		Self-Liquidating	3,883,000	Transfers to Foreclosed Property	
RECREATION and CONSERVATION		Other	740,377	Balance December 31, 1975	68,945.80
Beaches and Boardwalks		Total	11,494,377	PROPERTY ACQUIRED BY DEED OR FORECLOSURE	
Parks, Playgrounds, Shade Trees	109,989.43	ISSUED AND OUTSTANDING		Balance January 1, 1975	133,705.00
Land Reclamation & Conservation		School	6,871,000.00	Transfers From Taxes or Liens	
Other Recreational Services	2,600.00	Self-Liquidating	3,759,000.00	Sale for Cash (1975)	64,630.00
EDUCATION (excluding schools)		Other	684,000.00	Cancelled, Abated or Adjusted (1975)	
Libraries	122,096.00	Total	11,314,000.00	Balance December 31, 1975	69,075.00
Other Educational Services		EQUALIZED VALUATION BASIS		CURRENT FINANCES DECEMBER 31, 1975	
STATUTORY EXPENDITURES		FOR NET DEBT COMPUTATION	166,071,698.67	ASSETS	
Pensions & F. I. C. A.	186,309.45	REAL PROPERTY VALUATIONS		Cash Dec. 31, 1975	1,800,512.49
Employee Fringe Benefits	51,002.73	Code Class # of Parcels % VAL'N		Taxes Receivable	321,501.32
Other Statutory Expenditures		1 Vacant Land 2343 3.98	4,301,875.00	Tax Title Liens	68,945.80
CETA And Other Public Employment Programs	90,354.00	2 Residential 6053 52.67	56,972,175.00	Foreclosed Property	69,075.00
MUNICIPAL FUNCTIONS TOTAL	3,491,771.40	3 Farm 173 1.51	1,633,325.00	Emergencies & Other Deferred Charges	125,400.00
CAPITAL IMPROVEMENTS *MEMO*	100,000.00	4a Commercial 379 12.29	13,293,525.00	State and Federal Aid Receivable	312,380.05
DEBT SERVICE		4b Industrial 112 21.86	23,642,475.00	Other Receivables	174,191.20
Principal Payments	324,000.00	4c Apartments 33 7.70	8,332,325.00	Total	2,872,005.86
Interest Payments	271,269.64	Total 9093	108,175,700.00	LIABILITIES, RESERVES, AND SURPLUS	
TYPE I SCHL DEBT *MEMO	441,297.14	Land Area 43.00 Sq. Miles		Cash Liabilities	1,818,569.36
DEFERRED CHARGES	40,800.00	Net Valuation Taxable-Municipal	110,776,600.00	Reserves for Receivables	633,713.32
SCHOOL, COUNTY, SPECIAL DISTRICT TAXES	5,373,895.46	Net Valuation Taxable-County	185,065,573.00	Surplus Dec. 31, 1975	419,723.18
RESERVE FOR UNCOLLECTED TAXES	325,002.16	State Equalized Valuation	185,970,428.00	Total	2,872,005.86
EXPENDITURES TOTAL	9,826,738.66	State Equalization Ratio	59.02		

1971/3000

* ABOVE DEBT SERVICE INCLUDES TYPE I SCHOOL DEBT

1420

Population 1970 **3,575**
 Population 1975 **3,680**
 S & P Rating
 Moody Rating

General Tax Rate Per \$100. **6.10**
 State Equalized Tax Rate **3.14**

MINE HILL TOWNSHIP — MORRIS COUNTY

Form of Government:

Township Committee

Number of Members on Governing Body 3

PER CAPITA:

Gross Debt **92.55**
 Net Debt **70.01**
 Debt Service **.90**
 Total Tax Levy **351.45**
 Municipal Expenditures **171.55**

PER CENT:

Gross Debt **.90**
 Net Debt **.68**
 Tax Levy Collected **92.54**
 Tax Levy Cancelled, Abated or Adjusted **.31**

EXPENDITURES		REVENUES-REALIZED		1975 PROPERTY TAX	
GENERAL GOVERNMENT				STATE EQUALIZED TAX RATE 2.10	
Governing Body & Public Boards		1975 Property Taxes Collected	1,198,067.37	Local District School Taxes	878,005.01
Municipal Clerk		1975 Payments in Lieu of Taxes		Regional & Consolidated School Tax	
Financial Administration	6,150.00	Delinquent Tax & Lien Collections	42,363.85	School Taxes in Municipal Budget	
Assessment of Taxes	4,250.00	Business Personality Replacement Taxes	55,573.95	County Taxes	.43 177,645.09
Collection of Taxes	11,810.00	Taxes from Public Utilities	58,617.39	County Library Taxes	.03 10,694.06
Planning, Housing & Development	32,400.00	Other Miscellaneous Tax Revenues		Local Municipal Purpose Taxes	.53 221,125.55
Human Resources		State Aid Revenues	4,098.86	Veteran & Senior Citizen Taxes	.06 24,030.00
Elections	1,200.00	Federal Aid Revenues	8,223.88	Total Taxes for Rate Computation	3.15 1,311,499.71
General Administration (other)	65,600.00	State and Local Fiscal Assistance Act Utilized	73,922.93	Special District Taxes	
JUDICIARY		Sole of Acquired Property		Bank Stock Taxes	1,182.14
Municipal Courts	10,805.00	Other Miscellaneous Revenues	79,926.25	Added and Omitted Taxes	4,693.97
PUBLIC SAFETY		Total	1,520,794.48	Total Taxes Levied - ABSTRACT	1,293,345.82
Fire Protection	21,000.00	Prior Years Surplus Appropriated	164,000.00	Total Taxes Billed	1,294,578.47
Police Protection	115,700.00	REVENUES TOTAL	1,684,794.48	1975 TAXES COLLECTED	1,198,067.37
Civil Defense & Disaster Control	4,550.00	Reserve For Uncollected Taxes	116,794.21	1975 Taxes Cancelled, Abated or Adjusted	4,066.05
Environmental Inspection & Control	3,200.00	CAPITAL OUTLAY TOTAL	62,634.63	Transfer to Tax Title Liens or Foreclosed	10,997.08
Other Public Safety		Public Enterprises	8,827.99	Balance Outstanding Dec. 31, 1975	81,447.97
PUBLIC WORKS		Recreation—Culture		PRIOR YEARS TAXES OUTSTANDING	
Streets and Drainage	94,139.45	Public Works	53,806.64	Balance January 1, 1975	46,865.71
Sewers and Sewage Processing	37,300.00	Buildings and Grounds		Collected in 1975	40,704.92
Garbage and Trash Disposal	10,350.00	Library and Education		Cancelled, Abated or Adjusted 1975	
Public Buildings and Grounds		Conservation		Transfers to Tax Title Liens or Foreclosed	2,874.96
Other Public Works		All Other		Balance December 31, 1975	3,285.83
HEALTH and WELFARE		CAPITAL DEBT AUTHORIZED, DECEMBER 31, 1975		TAX TITLE LIENS OUTSTANDING	
Health Services Except Environmental	9,850.00	ISSUED AND UNISSUED GROSS DEBT		Balance January 1, 1975	32,857.97
Welfare-Public Assistance	950.00	School	15,000	Transfer From Taxes	14,375.77
Hospitals, Clinics, First Aid		Self-liquidating	295,000	Redeemed in 1975	1,658.93
Animal, Insect, & Rodent Control	2,100.00	Other	30,600	Cancelled, Abated or Adjusted (1975)	
Other Welfare Services		Total	340,600	Transfers to Foreclosed Property	
RECREATION and CONSERVATION		ISSUED AND OUTSTANDING		Balance December 31, 1975	45,574.81
Beaches and Boardwalks		School	15,000.00	PROPERTY ACQUIRED BY DEED OR FORECLOSURE	
Parks, Playgrounds, Shade Trees	200.00	Self-Liquidating	295,000.00	Balance January 1, 1975	7,105.00
Land Reclamation & Conservation	6,675.00	Other	6,600.00	Transfers From Taxes or Liens	
Other Recreational Services		Total	316,600.00	Sale for Cash (1975)	
EDUCATION (excluding schools)		EQUALIZED VALUATION BASIS FOR NET DEBT COMPUTATION	37,844,036.00	Cancelled, Abated or Adjusted (1975)	
Libraries		REAL PROPERTY VALUATIONS		Balance December 31, 1975	7,105.00
Other Educational Services		Code Class # of Parcels % VAL'N		CURRENT FINANCES DECEMBER 31, 1975	
STATUTORY EXPENDITURES		1 Vacant Land 267 10.67	2,274,530.00	ASSETS	
Pensions & F. I. C. A.	24,041.12	2 Residential 1028 85.08	18,140,450.00	Cash Dec. 31, 1975	415,316.95
Employee Fringe Benefits	5,800.00	3 Farm		Taxes Receivable	84,733.80
Other Statutory Expenditures		4a Commercial 29 4.25	906,900.00	Tax Title Liens	45,574.81
CETA And Other Public Employment Programs	9,900.00	4b Industrial		Foreclosed Property	7,105.00
MUNICIPAL FUNCTIONS TOTAL	477,970.57	4c Apartments		Emergencies & Other Deferred Charges	188,200.00
CAPITAL IMPROVEMENTS *MEMO*	24,500.00	Total	1324	State and Federal Aid Receivable	40,998.00
DEBT SERVICE		Land Area 2.95 Sq. Miles	21,321,880.00	Other Receivables	14,607.96
Principal Payments	3,300.00	Net Valuation Taxable-Municipal	21,518,755.00	Total	796,536.52
Interest Payments		Net Valuation Taxable-County	43,057,326.00	LIABILITIES, RESERVES, AND SURPLUS	
DEFERRED CHARGES	33,244.75	State Equalized Valuation	41,606,624.00	Cash Liabilities	294,445.91
SCHOOL, COUNTY, SPECIAL DISTRICT TAXES	1,066,344.16	State Equalization Ratio	51.49	Reserves for Receivables	152,021.57
RESERVE FOR UNCOLLECTED TAXES	116,794.21			Surplus Dec. 31, 1975	350,069.04
EXPENDITURES TOTAL	1,697,653.69			Total	796,536.52

1333

Population 1970 2,045
 Population 1975 2,305
 S & P Rating
 Moody Rating

General Tax Rate Per \$100.
3.19
 State Equalized Tax Rate
3.21

MONMOUTH BEACH BOROUGH — MONMOUTH COUNTY

Form of Government:
 Commission (1911)
 Number of Members on Governing Body 3

PER CAPITA:
 Gross Debt 1,100.53
 Net Debt 415.95
 Debt Service 9.74
 Total Tax Levy 710.67
 Municipal Expenditures 412.81

PER CENT:
 Gross Debt 6.21
 Net Debt 2.35
 Tax Levy Collected 90.14
 Tax Levy Cancelled, Abated or Adjusted

EXPENDITURES		REVENUES-REALIZED		1975 PROPERTY TAX	
GENERAL GOVERNMENT				STATE EQUALIZED TAX RATE	
Governing Body & Public Boards		1975 Property Taxes Collected	1,476,634.38	Local District School Taxes .83	420,122.00
Municipal Clerk		1975 Payments in Lieu of Taxes		Regional & Consolidated School Tax .66	334,309.94
Financial Administration	11,600.00	Delinquent Tax & Lien Collections	98,986.35	School Taxes in Municipal Budget	
Assessment of Taxes	8,400.00	Business Personalty Replacement Taxes	5,540.42	County Taxes .64	324,702.61
Collection of Taxes	350.00	Taxes from Public Utilities	54,706.57	County Library Taxes .02	11,499.29
Planning, Housing & Development	5,569.84	Other Miscellaneous Tax Revenues		Local Municipal Purpose Taxes 1.05	535,647.61
Human Resources		State Aid Revenues	760.50	Veteran & Senior Citizen Taxes .02	10,480.00
Elections	550.00	Federal Aid Revenues	12,692.02	Total Taxes for Rate Computation 3.22	1,636,761.45
General Administration (other)	84,343.91	State and Local Fiscal Assistance Act Utilized	20,704.00	Special District Taxes	
JUDICIARY		State and Local Fiscal Assistance Act Utilized		Bank Stock Taxes	1,534.39
Municipal Courts	6,300.00	Sale of Acquired Property		Added and Omitted Taxes	10,274.00
PUBLIC SAFETY		Other Miscellaneous Revenues	101,055.75	Total Taxes Levied - ABSTRACT	1,638,089.84
Fire Protection	14,935.37	Total	1,771,079.99	Total Taxes Billed	1,638,089.84
Police Protection	113,734.78	Prior Years Surplus Appropriated	43,800.00	1975 TAXES COLLECTED	1,476,634.38
Civil Defense & Disaster Control	464.41	REVENUES TOTAL	1,814,879.99	1975 Taxes Cancelled, Abated or Adjusted	
Environmental Inspection & Control	12,150.00	Reserve For Uncollected Taxes	299,665.00	Transfer to Tax Title Liens or Foreclosed	
Other Public Safety		CAPITAL OUTLAY TOTAL	75,752.85	Balance Outstanding Dec. 31, 1975	161,455.46
PUBLIC WORKS				PRIOR YEARS TAXES OUTSTANDING	
Streets and Drainage	159,755.50	Public Enterprises		Balance January 1, 1975	159,352.74
Sewers and Sewage Processing		Recreation—Culture		Collected in 1975	89,937.59
Garbage and Trash Disposal	38,872.50	Public Works	75,752.85	Cancelled, Abated or Adjusted 1975	
Public Buildings and Grounds	18,472.00	Buildings and Grounds		Transfers to Tax Title Liens or Foreclosed	
Other Public Works		Library and Education		Balance December 31, 1975	69,415.15
HEALTH and WELFARE		Conservation		TAX TITLE LIENS OUTSTANDING	
Health Services Except Environmental	7,693.00	All Other		Balance January 1, 1975	28,451.08
Welfare-Public Assistance	1,302.24	CAPITAL DEBT AUTHORIZED, DECEMBER 31, 1975		Transfer From Taxes	
Hospitals, Clinics, First Aid		ISSUED AND UNISSUED		Redeemed in 1975	9,048.76
Animal, Insect, & Rodent Control		SCHOOL	1,785,343	Cancelled, Abated or Adjusted (1975)	
Other Welfare Services		Self-liquidating		Transfers to Foreclosed Property	
RECREATION and CONSERVATION		Other	751,377	Balance December 31, 1975	19,402.32
Beaches and Boardwalks	60,186.38	Total	2,536,720	PROPERTY ACQUIRED BY DEED OR	
Parks, Playgrounds, Shade Trees	16,667.75	ISSUED AND OUTSTANDING		FORECLOSURE	
Land Reclamation & Conservation	500.00	School	362,593.00	Balance January 1, 1975	23,310.00
Other Recreational Services	1,228.19	Self-Liquidating		Transfers From Taxes or Liens	
EDUCATION (excluding schools)		Other	529,000.00	Sale for Cash (1975)	
Libraries	12,202.32	Total	891,593.00	Cancelled, Abated or Adjusted (1975)	
Other Educational Services		EQUALIZED VALUATION BASIS		Balance December 31, 1975	23,310.00
STATUTORY EXPENDITURES		FOR NET DEBT COMPUTATION	40,845,130.67	CURRENT FINANCES DECEMBER 31, 1975	
Pensions & F. I. C. A.	27,600.00	REAL PROPERTY VALUATIONS		ASSETS	
Employee Fringe Benefits	9,602.35	Code Class # of Parcels % VAL'N		Cash Dec. 31, 1975	360,062.72
Other Statutory Expenditures		1 Vacant Land 331 5.96	3,046,000.00	Taxes Receivable	230,870.61
CETA And Other Public Employment Programs	13,846.00	2 Residential 1105 80.19	40,980,500.00	Tax Title Liens	19,402.32
MUNICIPAL FUNCTIONS TOTAL	626,326.54	3 Farm		Foreclosed Property	23,310.00
CAPITAL IMPROVEMENTS *MEMO*	5,000.00	4a Commercial 26 4.10	2,096,800.00	Emergencies & Other Deferred Charges	9,300.00
DEBT SERVICE		4b Industrial		State and Federal Aid Receivable	30,407.50
Principal Payments	10,000.00	4c Apartments 4 9.74	4,979,200.00	Other Receivables	224,335.27
Interest Payments	12,441.46	Total 1466	51,102,500.00	Total	897,688.42
DEFERRED CHARGES	3,100.00	Land Area 1.10 Sq. Miles		LIABILITIES, RESERVES, AND SURPLUS	
SCHOOL, COUNTY, SPECIAL DISTRICT TAXES	1,090,633.84	Net Valuation Taxable-Municipal	51,307,568.00	Cash Liabilities	289,457.33
RESERVE FOR UNCOLLECTED TAXES	299,665.00	Net Valuation Taxable-County	52,393,313.00	Reserves for Receivables	497,918.20
EXPENDITURES TOTAL	2,042,166.84	State Equalized Valuation	50,856,768.00	Surplus Dec. 31, 1975.	110,312.89
		State Equalization Ratio	100.89	Total	897,688.42

0811

Population 1970 **14,235**
 Population 1975 **16,215**
 S & P Rating
 Moody Rating

General Tax Rate Per \$100. **2.01**
 State Equalized Tax Rate **2.09**

MONROE TOWNSHIP — GLOUCESTER COUNTY

Form of Government:

Mayor-Council Plan F (OMCL50)

Number of Members on Governing Body 7

PER CAPITA:

Gross Debt **168.89**
 Net Debt **84.53**
 Debt Service **3.07**
 Total Tax Levy **232.18**
 Municipal Expenditures **186.11**

PER CENT:

Gross Debt **1.93**
 Net Debt **.96**
 Tax Levy Collected **87.49**
 Tax Levy Cancelled, Abated or Adjusted **.05**

EXPENDITURES		REVENUES-REALIZED		1975 PROPERTY TAX	
GENERAL GOVERNMENT				STATE EQUALIZED TAX RATE 2.09	
Governing Body & Public Boards		1975 Property Taxes Collected	3,295,278.79	Local District School Taxes 1.48	2,688,814.50
Municipal Clerk	1,175.00	1975 Payments in Lieu of Taxes		Regional & Consolidated School Tax	
Financial Administration	29,500.00	Delinquent Tax & Lien Collections	262,423.80	School Taxes in Municipal Budget	
Assessment of Taxes	43,515.00	Business Personalty Replacement Taxes	88,990.85	County Taxes	.48 874,119.37
Collection of Taxes	48,390.00	Taxes from Public Utilities	1,314,700.15	County Library Taxes	
Planning, Housing & Development	18,092.00	Other Miscellaneous Tax Revenues		Local Municipal Purpose Taxes	.07 127,914.71
Human Resources	10,498.00	State Aid Revenues	6,649.50	Veteran & Senior Citizen Taxes	.06 102,250.00
Elections	5,750.00	Federal Aid Revenues	134,277.81	Total Taxes for Rate Computation	2.09 3,793,098.58
General Administration (other)	256,664.00	State and Local Fiscal Assistance Act Utilized	246,384.00	Special District Taxes	
JUDICIARY		Sale of Acquired Property		Bank Stock Taxes	5,085.29
Municipal Courts	45,600.00	Other Miscellaneous Revenues	316,476.19	Added and Omitted Taxes	68,878.96
PUBLIC SAFETY		Total	5,665,181.09	Total Taxes Levied - ABSTRACT	3,764,812.83
Fire Protection	42,710.00	Prior Years Surplus Appropriated	773,742.27	Total Taxes Billed	3,766,305.57
Police Protection	578,245.00	REVENUES TOTAL	6,438,923.36	1975 TAXES COLLECTED	3,295,278.79
Civil Defense & Disaster Control	500.00	Reserve For Uncollected Taxes	387,800.00	1975 Taxes Cancelled, Abated or Adjusted	1,854.72
Environmental Inspection & Control	20,718.00	CAPITAL OUTLAY TOTAL	617,147.30	Transfer to Tax Title Liens or Foreclosed	
Other Public Safety	73,300.00	Public Enterprises		Balance Outstanding Dec. 31, 1975	469,172.06
PUBLIC WORKS		Recreation—Culture		PRIOR YEARS TAXES OUTSTANDING	
Streets and Drainage	521,833.00	Public Works	261,785.80	Balance January 1, 1975	435,692.13
Sewers and Sewage Processing		Buildings and Grounds	355,361.50	Collected in 1975	261,475.49
Garbage and Trash Disposal		Library and Education		Cancelled, Abated or Adjusted 1975	17,253.67
Public Buildings and Grounds	120,555.00	Conservation		Transfers to Tax Title Liens or Foreclosed	
Other Public Works		All Other		Balance December 31, 1975	156,962.97
HEALTH and WELFARE				TAX TITLE LIENS OUTSTANDING	
Health Services Except Environmental	24,940.00			Balance January 1, 1975	16,409.87
Welfare-Public Assistance	22,740.00			Transfer From Taxes	
Hospitals, Clinics, First Aid				Redeemed in 1975	948.31
Animal, Insect, & Rodent Control	13,160.00			Cancelled, Abated or Adjusted (1975)	
Other Welfare Services				Transfers to Foreclosed Property	
RECREATION and CONSERVATION				Balance December 31, 1975	15,461.56
Beaches and Boardwalks				PROPERTY ACQUIRED BY DEED OR	
Parks, Playgrounds, Shade Trees	57,570.00			FORECLOSURE	
Land Reclamation & Conservation	840.00			Balance January 1, 1975	73,400.00
Other Recreational Services	13,732.00			Transfers From Taxes or Liens	
EDUCATION (excluding schools)				Sale for Cash (1975)	
Libraries	74,200.00			Cancelled, Abated or Adjusted (1975)	
Other Educational Services	6,000.00			Balance December 31, 1975	73,400.00
STATUTORY EXPENDITURES				CURRENT FINANCES DECEMBER 31, 1975	
Pensions & F. I. C. A.	64,800.00			ASSETS	
Employee Fringe Benefits	44,999.74			Cash Dec. 31, 1975	1,479,064.20
Other Statutory Expenditures				Taxes Receivable	626,135.03
CETA And Other Public Employment Programs	238,532.58			Tax Title Liens	15,461.56
MUNICIPAL FUNCTIONS TOTAL	2,378,559.32			Foreclosed Property	73,400.00
CAPITAL IMPROVEMENTS * MEMO *	100,000.00			Emergencies & Other Deferred Charges	224,410.64
DEBT SERVICE				State and Federal Aid Receivable	20,000.00
Principal Payments	45,000.00			Other Receivables	85,492.51
Interest Payments	4,800.00			Total	2,523,963.94
DEFERRED CHARGES	201,562.99			LIABILITIES, RESERVES, AND SURPLUS	
SCHOOL, COUNTY, SPECIAL DISTRICT TAXES	3,562,933.87			Cash Liabilities	623,284.95
RESERVE FOR UNCOLLECTED TAXES	387,800.00			Reserves for Receivables	800,489.10
EXPENDITURES TOTAL	6,580,656.18			Surplus Dec. 31, 1975	1,100,189.89
				Total	2,523,963.94

1213

Population 1970 9,180
 Population 1975 10,610
 S & P Rating
 Moody Rating

General Tax Rate Per \$100. 3.06
 State Equalized Tax Rate 2.58

MONROE TOWNSHIP — MIDDLESEX COUNTY

Form of Government:

Mayor-Council Plan F (OMCL50)

Number of Members on Governing Body 5

PER CAPITA:

Gross Debt 493.02
 Net Debt 31.04
 Debt Service 4.91
 Total Tax Levy 549.49
 Municipal Expenditures 184.80

PER CENT:

Gross Debt 2.68
 Net Debt .17
 Tax Levy Collected 88.94
 Tax Levy Cancelled, Abated or Adjusted 2.65

EXPENDITURES	REVENUES-REALIZED	1975 PROPERTY TAX	STATE EQUALIZED TAX RATE
GENERAL GOVERNMENT			1.73
Governing Body & Public Boards	2,250.00	Local District School Taxes	3,863,047.25
Municipal Clerk		Regional & Consolidated School Tax	
Financial Administration	26,460.00	School Taxes in Municipal Budget	
Assessment of Taxes	38,483.20	County Taxes	.54 1,196,451.88
Collection of Taxes	67,050.50	County Library Taxes	
Planning, Housing & Development	22,400.00	Local Municipal Purpose Taxes	.29 654,766.93
Human Resources	1,000.00	Veteran & Senior Citizen Taxes	.02 54,160.00
Elections	5,000.00	Total Taxes for Rate Computation	2.58 5,768,426.06
General Administration (other)	131,535.00	Special District Taxes	
JUDICIARY		Bank Stock Taxes	5,629.17
Municipal Courts	23,146.00	Added and Omitted Taxes	110,167.58
PUBLIC SAFETY		Total Taxes Levied - ABSTRACT	5,830,062.81
Fire Protection	80,000.00	Total Taxes Billed	5,838,888.84
Police Protection	386,275.00	1975 TAXES COLLECTED	5,192,959.70
Civil Defense & Disaster Control	1,660.00	1975 Taxes Cancelled, Abated or Adjusted	154,692.59
Environmental Inspection & Control	22,049.00	Transfer to Tax Title Liens or Foreclosed	48,111.24
Other Public Safety		Balance Outstanding Dec. 31, 1975	443,125.31
PUBLIC WORKS		PRIOR YEARS TAXES OUTSTANDING	
Streets and Drainage	245,140.00	Balance January 1, 1975	462,387.32
Sewers and Sewage Processing		Collected in 1975	418,200.42
Garbage and Trash Disposal	19,000.00	Cancelled, Abated or Adjusted 1975	2,268.27
Public Buildings and Grounds		Transfers to Tax Title Liens or Foreclosed	17,109.41
Other Public Works		Balance December 31, 1975	24,809.22
HEALTH and WELFARE		TAX TITLE LIENS OUTSTANDING	
Health Services Except Environmental	2,900.00	Balance January 1, 1975	110,276.76
Welfare-Public Assistance	3,475.00	Transfer From Taxes	68,008.75
Hospitals, Clinics, First Aid		Redeemed in 1975	27,206.53
Animal, Insect, & Rodent Control	2,500.00	Cancelled, Abated or Adjusted (1975)	
Other Welfare Services		Transfers to Foreclosed Property	
RECREATION and CONSERVATION		Balance December 31, 1975	151,078.98
Beaches and Boardwalks	37,045.00	PROPERTY ACQUIRED BY DEED OR	
Parks, Playgrounds, Shade Trees	6,800.00	FORECLOSURE	
Land Reclamation & Conservation	2,000.00	Balance January 1, 1975	107,100.00
Other Recreational Services		Transfers From Taxes or Liens	
EDUCATION (excluding schools)		Sale for Cash (1975)	
Libraries	200.00	Cancelled, Abated or Adjusted (1975)	
Other Educational Services		Balance December 31, 1975	107,100.00
STATUTORY EXPENDITURES		CURRENT FINANCES DECEMBER 31, 1975	
Pensions & F. I. C. A.	56,000.00	ASSETS	
Employee Fringe Benefits	26,500.00	Cash Dec. 31, 1975	578,706.67
Other Statutory Expenditures		Taxes Receivable	467,934.53
CETA And Other Public Employment Programs		Tax Title Liens	151,078.98
MUNICIPAL FUNCTIONS TOTAL	1,208,868.70	Foreclosed Property	107,100.00
CAPITAL IMPROVEMENTS *MEMO*	10,000.00	Emergencies & Other Deferred Charges	78,116.50
DEBT SERVICE		State and Federal Aid Receivable	1,011.49
Principal Payments	40,200.00	Other Receivables	23,731.19
Interest Payments	11,914.20	Total	1,407,679.36
DEFERRED CHARGES	67,950.00	LIABILITIES, RESERVES, AND SURPLUS	
SCHOOL, COUNTY, SPECIAL DISTRICT TAXES	5,059,499.13	Cash Liabilities	260,421.05
RESERVE FOR UNCOLLECTED TAXES	631,816.03	Reserves for Receivables	749,844.70
EXPENDITURES TOTAL	7,020,248.06	Surplus Dec. 31, 1975	397,413.61
		Total	1,407,679.36

1914

Population 1970 **1,135**
 Population 1975 **1,335**
 S & P Rating
 Moody Rating

General Tax Rate Per \$100. **2.27**
 State Equalized Tax Rate **1.84**

MONTAGUE TOWNSHIP — SUSSEX COUNTY

Form of Government:
 Township Committee
 Number of Members on Governing Body 3

PER CAPITA:
 Gross Debt **232.21**
 Net Debt **143.07**
 Debt Service **1.50**
 Total Tax Levy **559.73**
 Municipal Expenditures **221.30**

PER CENT:
 Gross Debt **.87**
 Net Debt **.54**
 Tax Levy Collected **83.80**
 Tax Levy Cancelled, Abated
 or Adjusted

EXPENDITURES		REVENUES-REALIZED		1975 PROPERTY TAX	
GENERAL GOVERNMENT				STATE EQUALIZED TAX RATE 1.00	
Governing Body & Public Boards		1975 Property Taxes Collected	626,179.95	Local District School Taxes	389,847.50
Municipal Clerk		1975 Payments in Lieu of Taxes		Regional & Consolidated School Tax	
Financial Administration	3,925.00	Delinquent Tax & Lien Collections	59,011.97	School Taxes in Municipal Budget	
Assessment of Taxes	7,849.47	Business Personalty Replacement Taxes	9,301.57	County Taxes	.69 268,254.97
Collection of Taxes	4,572.65	Taxes from Public Utilities	77,209.34	County Library Taxes	.03 12,314.33
Planning, Housing & Development	11,545.06	Other Miscellaneous Tax Revenues		Local Municipal Purpose Taxes	.10 40,809.54
Human Resources		State Aid Revenues	5,950.50	Veteran & Senior Citizen Taxes	.03 10,130.00
Elections		Federal Aid Revenues		Total Taxes for Rate Computation	1.85 721,356.34
General Administration (other)	35,260.60	State and Local Fiscal Assistance Act Utilized	45,727.00	Special District Taxes	
JUDICIARY		Sale of Acquired Property		Bank Stock Taxes	1,190.46
Municipal Courts	7,077.35	Other Miscellaneous Revenues	31,555.08	Added and Omitted Taxes	34,816.58
PUBLIC SAFETY		Total	854,935.41	Total Taxes Levied - ABSTRACT	747,233.38
Fire Protection	9,000.00	Prior Years Surplus Appropriated	75,000.00	Total Taxes Billed	747,233.38
Police Protection		REVENUES TOTAL	929,935.41	1975 TAXES COLLECTED	626,179.95
Civil Defense & Disaster Control	713.45	Reserve For Uncollected Taxes	88,195.73	1975 Taxes Cancelled, Abated or Adjusted	
Environmental Inspection & Control	954.94	CAPITAL OUTLAY TOTAL	55,887.90	Transfer to Tax Title Liens or Foreclosed	
Other Public Safety				Balance Outstanding Dec. 31, 1975	121,053.43
PUBLIC WORKS				PRIOR YEARS TAXES OUTSTANDING	
Streets and Drainage	57,113.69	Public Enterprises		Balance January 1, 1975	73,594.80
Sewers and Sewage Processing		Recreation—Culture		Collected in 1975	48,900.77
Garbage and Trash Disposal	1,800.00	Public Works	55,887.90	Cancelled, Abated or Adjusted 1975	
Public Buildings and Grounds	2,695.00	Buildings and Grounds		Transfers to Tax Title Liens or Foreclosed	
Other Public Works		Library and Education		Balance December 31, 1975	24,694.03
HEALTH and WELFARE		Conservation		TAX TITLE LIENS OUTSTANDING	
Health Services Except Environmental	938.04	All Other		Balance January 1, 1975	27,851.77
Welfare-Public Assistance	500.00	CAPITAL DEBT AUTHORIZED, DECEMBER 31, 1975		Transfer From Taxes	
Hospitals, Clinics, First Aid		ISSUED AND UNISSUED GROSS DEBT		Redeemed in 1975	10,111.20
Animal, Insect, & Rodent Control	926.27	School	119,000	Cancelled, Abated or Adjusted (1975)	
Other Welfare Services		Self-liquidating		Transfers to Foreclosed Property	
RECREATION and CONSERVATION		Other	191,000	Balance December 31, 1975	17,740.57
Beaches and Boardwalks		Total	310,000	PROPERTY ACQUIRED BY DEED OR	
Parks, Playgrounds, Shade Trees		ISSUED AND OUTSTANDING		FORECLOSURE	
Land Reclamation & Conservation		School	119,000.00	Balance January 1, 1975	
Other Recreational Services	3,974.26	Self-Liquidating		Transfers From Taxes or Liens	
EDUCATION (excluding schools)		Other		Sale for Cash (1975)	
Libraries		Total	119,000.00	Cancelled, Abated or Adjusted (1975)	
Other Educational Services		EQUALIZED VALUATION BASIS		Balance December 31, 1975	
STATUTORY EXPENDITURES		FOR NET DEBT COMPUTATION	35,679,606.67	CURRENT FINANCES DECEMBER 31, 1975	
Pensions & F. I. C. A.	3,200.00	REAL PROPERTY VALUATIONS		ASSETS	
Employee Fringe Benefits		Code Class # of Parcels % VAL'N		Cash Dec. 31, 1975	259,315.51
Other Statutory Expenditures		1 Vacant Land 813 23.80	7,429,606.00	Taxes Receivable	145,747.46
CETA And Other Public Employment Programs		2 Residential 764 64.51	20,140,060.00	Tax Title Liens	17,740.57
MUNICIPAL FUNCTIONS TOTAL	152,045.78	3 Farm 79 4.99	1,595,944.00	Foreclosed Property	
CAPITAL IMPROVEMENTS *MEMO*	7,500.00	4a Commercial 20 6.71	2,093,875.00	Emergencies & Other Deferred Charges	27,114.91
DEBT SERVICE		4b Industrial		State and Federal Aid Receivable	5,000.00
Principal Payments		4c Apartments		Other Receivables	138,736.88
Interest Payments	2,000.00	Total	31,219,485.00	Total	593,655.33
DEFERRED CHARGES	53,194.84	Land Area 45.20 Sq. Miles		LIABILITIES, RESERVES, AND SURPLUS	
SCHOOL, COUNTY, SPECIAL DISTRICT TAXES	670,416.80	Net Valuation Taxable-Municipal	31,807,102.00	Cash Liabilities	164,689.63
RESERVE FOR UNCOLLECTED TAXES	88,195.73	Net Valuation Taxable-County	38,792,877.00	Reserves for Receivables	302,224.91
EXPENDITURES TOTAL	965,853.15	State Equalized Valuation	38,983,245.00	Surplus Dec. 31, 1975	126,740.79
		State Equalization Ratio	81.31	Total	593,655.33

0713

Population 1970 44,055
 Population 1975 43,565
 S & P Rating AA
 Moody Rating A

General Tax Rate Per \$100. 5.27
 State Equalized Tax Rate 4.91

MONTCLAIR TOWN - ESSEX COUNTY

Form of Government:

Commission (1911)

Number of Members on Governing Body 5

PER CAPITA:

Gross Debt 216.11
 Net Debt 74.43
 Debt Service 26.58
 Total Tax Levy 565.96
 Municipal Expenditures 273.67

PER CENT:

Gross Debt 2.01
 Net Debt .69
 Tax Levy Collected 97.00
 Tax Levy Cancelled, Abated or Adjusted .28

EXPENDITURES		REVENUES-REALIZED		1975 PROPERTY TAX	
GENERAL GOVERNMENT				STATE EQUALIZED TAX RATE 2.29	
Governing Body & Public Boards	43,509.00	1975 Property Taxes Collected	23,959,369.38	Local District School Taxes	11,560,394.00
Municipal Clerk	50,672.00	1975 Payments in Lieu of Taxes	90,000.00	Regional & Consolidated School Tax	
Financial Administration	215,806.00	Delinquent Tax & Lien Collections	565,263.94	School Taxes in Municipal Budget	714,509.45
Assessment of Taxes	46,575.00	Business Personalty Replacement Taxes	304,203.01	County Taxes	6,443,884.05
Collection of Taxes	63,873.10	Taxes from Public Utilities	858,315.42	County Library Taxes	
Planning, Housing & Development	56,277.00	Other Miscellaneous Tax Revenues		Local Municipal Purpose Taxes	5,870,545.75
Human Resources	22,595.00	State Aid Revenues	352,909.62	Veteran & Senior Citizen Taxes	158,115.00
Elections	5,894.00	Federal Aid Revenues	63,563.54	Total Taxes for Rate Computation	24,747,448.25
General Administration (other)	508,890.00	State and Local Fiscal Assistance Act Utilized	215,287.40	Special District Taxes	
JUDICIARY		Sale of Acquired Property	21,000.00	Bank Stock Taxes	41,178.67
Municipal Courts	64,478.00	Other Miscellaneous Revenues	1,604,487.41	Added and Omitted Taxes	25,454.10
PUBLIC SAFETY		Total	28,034,399.72	Total Taxes Levied - ABSTRACT	24,655,966.02
Fire Protection	1,374,106.46	Prior Years Surplus Appropriated	1,615,690.91	Total Taxes Billed	23,959,369.38
Police Protection	1,769,469.07	REVENUES TOTAL	29,650,090.63	1975 TAXES COLLECTED	
Civil Defense & Disaster Control	13,273.00	Reserve For Uncollected Taxes	1,560,397.95	1975 Taxes Cancelled, Abated or Adjusted	69,151.84
Environmental Inspection & Control	144,434.49	CAPITAL OUTLAY TOTAL	164,447.01	Transfer to Tax Title Liens or Foreclosed	81,743.98
Other Public Safety	4,753.92			Balance Outstanding Dec. 31, 1975	590,402.83
PUBLIC WORKS				PRIOR YEARS TAXES OUTSTANDING	
Streets and Drainage	833,589.06	Public Enterprises	110,911.86	Balance January 1, 1975	559,386.68
Sewers and Sewage Processing	284,943.95	Recreation—Culture		Collected in 1975	508,664.63
Garbage and Trash Disposal	677,955.03	Public Works	53,535.15	Cancelled, Abated or Adjusted 1975	10,475.84
Public Buildings and Grounds	181,777.00	Buildings and Grounds		Transfers to Tax Title Liens or Foreclosed	21,223.36
Other Public Works	36,895.00	Library and Education		Balance December 31, 1975	19,022.85
HEALTH and WELFARE		Conservation		TAX TITLE LIENS OUTSTANDING	
Health Services Except Environmental	312,691.39	All Other		Balance January 1, 1975	266,622.80
Welfare-Public Assistance	80,030.00	CAPITAL DEBT AUTHORIZED, DECEMBER 31, 1975		Transfer From Taxes	104,967.88
Hospitals, Clinics, First Aid		ISSUED AND UNISSUED GROSS DEBT NET DEBT		Redeemed in 1975	56,599.31
Animal, Insect, & Rodent Control	15,681.00	School 5,821,590		Cancelled, Abated or Adjusted (1975)	906.44
Other Welfare Services		Self-Liquidating 351,000		Transfers to Foreclosed Property	
RECREATION and CONSERVATION		Other 3,242,436	3,242,436	Balance December 31, 1975	314,084.93
Beaches and Boardwalks		Total 9,415,026	3,242,436	PROPERTY ACQUIRED BY DEED OR FORECLOSURE	
Parks, Playgrounds, Shade Trees	567,483.00	ISSUED AND OUTSTANDING		Balance January 1, 1975	59,450.00
Land Reclamation & Conservation	91,015.77	School 5,676,000.00		Transfers From Taxes or Liens	
Other Recreational Services		Self-Liquidating 350,000.00		Sale for Cash (1975)	21,000.00
EDUCATION (excluding schools)		Other 2,600,000.00		Cancelled, Abated or Adjusted (1975)	
Libraries	650,847.40	Total 8,626,000.00		Balance December 31, 1975	38,450.00
Other Educational Services		EQUALIZED VALUATION BASIS		CURRENT FINANCES DECEMBER 31, 1975	
STATUTORY EXPENDITURES		FOR NET DEBT COMPUTATION	469,147,004.33	ASSETS	
Pensions & F. I. C. A.	874,502.65	REAL PROPERTY VALUATIONS		Cash Dec. 31, 1975	7,687,148.95
Employee Fringe Benefits		Code Class # of Parcels % VAL'N		Taxes Receivable	609,425.68
Other Statutory Expenditures		1 Vacant Land 332 .65	3,008,200.00	Tax Title Liens	314,084.93
CETA And Other Public Employment Programs	27,348.00	2 Residential 8469 81.28	375,009,100.00	Foreclosed Property	38,450.00
MUNICIPAL FUNCTIONS TOTAL	9,019,365.29	3 Farm		Emergencies & Other Deferred Charges	57,332.13
CAPITAL IMPROVEMENTS *MEMO*	27,725.00	4a Commercial 550 9.52	43,939,300.00	State and Federal Aid Receivable	
DEBT SERVICE		4b Industrial 7 .11	512,400.00	Other Receivables	51.42
Principal Payments	785,000.00	4c Apartments 191 8.44	38,928,700.00	Total	8,706,493.11
Interest Payments	372,756.10	Total 9549	461,397,700.00	LIABILITIES, RESERVES, AND SURPLUS	
TYPE I SCHL DEBT *MEMO	832,818.95	Land Area 6.20 Sq. Miles		Cash Liabilities	5,952,299.43
DEFERRED CHARGES	184,860.00	Net Valuation Taxable-Municipal	470,286,500.00	Reserves for Receivables	962,012.03
SCHOOL, COUNTY, SPECIAL DISTRICT TAXES	18,718,787.50	Net Valuation Taxable-County	490,439,169.00	Surplus Dec. 31, 1975	1,792,181.65
RESERVE FOR UNCOLLECTED TAXES	1,560,397.95	State Equalized Valuation	503,839,221.00	Total	8,706,493.11
EXPENDITURES TOTAL	30,641,166.84	State Equalization Ratio	93.31		

1971/3000

* ABOVE DEBT SERVICE INCLUDES TYPE I SCHOOL DEBT

1813

Population 1970 **6,370**
 Population 1975 **6,590**
 S & P Rating
 Moody Rating

General Tax Rate Per \$100. **3.68**
 State Equalized Tax Rate **2.62**

MONTGOMERY TOWNSHIP — SOMERSET COUNTY

Form of Government:

Township Committee

Number of Members on Governing Body 5

PER CAPITA:

Gross Debt **761.49**
 Net Debt **174.59**
 Debt Service **7.33**
 Total Tax Levy **554.16**
 Municipal Expenditures **185.63**

PER CENT:

Gross Debt **4.10**
 Net Debt **.94**
 Tax Levy Collected **92.85**
 Tax Levy Cancelled, Abated or Adjusted **.23**

EXPENDITURES		REVENUES-REALIZED		1975 PROPERTY TAX	
GENERAL GOVERNMENT				STATE EQUALIZED TAX RATE 2.02	
Governing Body & Public Boards		1975 Property Taxes Collected	3,393,415.81	Local District School Taxes	2,800,387.00
Municipal Clerk		1975 Payments in Lieu of Taxes		Regional & Consolidated School Tax	
Financial Administration	8,889.00	Delinquent Tax & Lien Collections	213,382.65	School Taxes in Municipal Budget	
Assessment of Taxes	12,071.28	Business Personalty Replacement Taxes	75,993.63	County Taxes	.46 630,624.77
Collection of Taxes	8,917.00	Taxes from Public Utilities	313,010.81	County Library Taxes	.02 32,883.78
Planning, Housing & Development	12,250.00	Other Miscellaneous Tax Revenues		Local Municipal Purpose Taxes	.11 148,875.04
Human Resources		State Aid Revenues	5,708.38	Veteran & Senior Citizen Taxes	.02 23,280.00
Elections		Federal Aid Revenues		Total Taxes for Rate Computation	2.63 3,636,050.59
General Administration (other)	222,945.00	State and Local Fiscal Assistance Act Utilized	69,631.11	Special District Taxes	
JUDICIARY		Sale of Acquired Property		Bank Stock Taxes	.2,932.32
Municipal Courts	10,810.61	Other Miscellaneous Revenues	249,671.65	Added and Omitted Taxes	36,240.35
PUBLIC SAFETY		Total	4,320,814.04	Total Taxes Levied - ABSTRACT	3,651,943.26
Fire Protection	65,830.00	Prior Years Surplus Appropriated	440,500.00	Total Taxes Billed	3,654,797.04
Police Protection	89,750.00	REVENUES TOTAL	4,761,314.04	1975 TAXES COLLECTED	3,393,415.81
Civil Defense & Disaster Control	250.00	Reserve For Uncollected Taxes	256,064.51	1975 Taxes Cancelled, Abated or Adjusted	8,243.93
Environmental Inspection & Control	12,178.00	CAPITAL OUTLAY TOTAL	41,292.19	Transfer to Tax Title Liens or Foreclosed	49,126.07
Other Public Safety				Balance Outstanding Dec. 31, 1975	204,011.23
PUBLIC WORKS				PRIOR YEARS TAXES OUTSTANDING	
Streets and Drainage	172,768.95	Public Enterprises		Balance January 1, 1975	181,404.72
Sewers and Sewage Processing	58,882.00	Recreation—Culture	4,162.70	Collected in 1975	152,315.79
Garbage and Trash Disposal		Public Works	29,713.57	Cancelled, Abated or Adjusted 1975	732.85
Public Buildings and Grounds	33,900.00	Buildings and Grounds	7,415.92	Transfers to Tax Title Liens or Foreclosed	17,148.49
Other Public Works	25,988.00	Library and Education		Balance December 31, 1975	11,207.59
HEALTH and WELFARE		Conservation		TAX TITLE LIENS OUTSTANDING	
Health Services Except Environmental	26,688.00	All Other		Balance January 1, 1975	109,087.64
Welfare-Public Assistance	6,552.00	CAPITAL DEBT AUTHORIZED, DECEMBER 31, 1975		Transfer From Taxes	69,138.60
Hospitals, Clinics, First Aid	1,200.00	ISSUED AND UNISSUED GROSS DEBT		Redeemed in 1975	61,066.86
Animal, Insect, & Rodent Control	2,245.70	School	3,856,000	Cancelled, Abated or Adjusted (1975)	
Other Welfare Services		Self-liquidating		Transfers to Foreclosed Property	478.40
RECREATION and CONSERVATION		Other	1,162,219	Balance December 31, 1975	116,680.98
Beaches and Boardwalks		Total	5,018,219	PROPERTY ACQUIRED BY DEED OR FORECLOSURE	
Parks, Playgrounds, Shade Trees	1,700.00	ISSUED AND OUTSTANDING		Balance January 1, 1975	25,310.00
Land Reclamation & Conservation	4,000.00	School	3,856,000.00	Transfers From Taxes or Liens	478.40
Other Recreational Services	27,631.01	Self-Liquidating		Sale for Cash (1975)	
EDUCATION (excluding schools)		Other	265,000.00	Cancelled, Abated or Adjusted (1975)	478.40
Libraries	750.00	Total	4,121,000.00	Balance December 31, 1975	25,310.00
Other Educational Services		EQUALIZED VALUATION BASIS		CURRENT FINANCES DECEMBER 31, 1975	
STATUTORY EXPENDITURES		FOR NET DEBT COMPUTATION	122,455,769.33	ASSETS	
Pensions & F. I. C. A.	42,540.00	REAL PROPERTY VALUATIONS		Cash Dec. 31, 1975	2,145,262.96
Employee Fringe Benefits	10,700.00	Code Class # of Parcels % VAL'N		Taxes Receivable	215,218.82
Other Statutory Expenditures		1 Vacant Land 573 7.17	7,033,000.00	Tax Title Liens	116,680.98
CETA And Other Public Employment Programs		2 Residential 1406 58.78	57,681,550.00	Foreclosed Property	25,310.00
MUNICIPAL FUNCTIONS TOTAL	859,436.55	3 Farm 380 8.35	6,194,650.00	Emergencies & Other Deferred Charges	57,245.70
CAPITAL IMPROVEMENTS *MFMCD	30,000.00	4a Commercial 79 23.81	23,361,450.00	State and Federal Aid Receivable	55,500.00
DEBT SERVICE		4b Industrial 3 1.89	1,858,000.00	Other Receivables	1,504.80
Principal Payments	30,656.00	4c Apartments		Total	2,616,723.26
Interest Payments	17,628.00	Total 2441	98,128,650.00	LIABILITIES, RESERVES, AND SURPLUS	
DEFERRED CHARGES	59,500.00	Land Area 32.80 Sq. Miles		Cash Liabilities	1,700,223.10
SCHOOL, COUNTY, SPECIAL DISTRICT TAXES	3,463,895.55	Net Valuation Taxable-Municipal	98,869,797.00	Reserves for Receivables	358,714.60
RESERVE FOR UNCOLLECTED TAXES	256,064.51	Net Valuation Taxable-County	136,834,059.00	Surplus Dec. 31, 1975	557,785.56
EXPENDITURES TOTAL	4,687,180.61	State Equalized Valuation	138,204,827.00	Total	2,616,723.26
		State Equalization Ratio	71.41		

0236

Population 1970 7,350
 Population 1975 7,610
 S & P Rating A
 Moody Rating A

General Tax Rate Per \$100. 3.59
 State Equalized Tax Rate 2.66

MONTVALE BOROUGH — BERGEN COUNTY
 Form of Government:
 Borough Council
 Number of Members on Governing Body 6

PER CAPITA: 1,339.63
 Gross Debt 969.94
 Net Debt 83.39
 Debt Service 639.32
 Total Tax Levy 287.81
 Municipal Expenditures

PER CENT: 6.58
 Gross Debt 4.77
 Net Debt 97.21
 Tax Levy Collected
 Tax Levy Cancelled, Abated or Adjusted .10

EXPENDITURES		REVENUES-REALIZED		1975 PROPERTY TAX	
GENERAL GOVERNMENT				STATE EQUALIZED TAX RATE —→	
Governing Body & Public Boards		1975 Property Taxes Collected		Local District School Taxes .98	1,776,316.75
Municipal Clerk		1975 Payments in Lieu of Taxes		Regional & Consolidated School Tax .84	1,518,911.81
Financial Administration	5,000.00	Delinquent Tax & Lien Collections		School Taxes in Municipal Budget	
Assessment of Taxes	14,110.00	Business Personalty Replacement Taxes		County Taxes .35	636,454.21
Collection of Taxes	17,257.00	Taxes from Public Utilities		County Library Taxes	
Planning, Housing & Development	11,085.00	Other Miscellaneous Tax Revenues		Local Municipal Purpose Taxes .46	829,196.63
Human Resources	700.00	State Aid Revenues		Veteran & Senior Citizen Taxes .02	35,530.00
Elections	800.00	Federal Aid Revenues		Total Taxes for Rate Computation 2.65	4,796,409.40
General Administration (other)	120,381.00	State and Local Fiscal Assistance Act Utilized		Special District Taxes	
JUDICIARY		State and Local Fiscal Assistance Act Utilized		Bank Stock Taxes	6,810.65
Municipal Courts	6,600.00	Sale of Acquired Property		Added and Omitted Taxes	97,556.22
PUBLIC SAFETY		Other Miscellaneous Revenues		Total Taxes Levied - ABSTRACT	4,865,246.27
Fire Protection	70,019.97	Prior Years Surplus Appropriated		Total Taxes Billed	4,874,294.60
Police Protection	393,864.00	REVENUES TOTAL		1975 TAXES COLLECTED	4,738,317.59
Civil Defense & Disaster Control		Reserve For Uncollected Taxes		1975 Taxes Cancelled, Abated or Adjusted	5,013.35
Environmental Inspection & Control	30,226.00	CAPITAL OUTLAY TOTAL		Transfer to Tax Title Liens or Foreclosed	1,094.95
Other Public Safety				Balance Outstanding Dec. 31, 1975	129,868.71
PUBLIC WORKS		Public Enterprises		PRIOR YEARS TAXES OUTSTANDING	
Streets and Drainage	151,512.00	Recreation—Culture		Balance January 1, 1975	183,952.18
Sewers and Sewage Processing	94,643.00	Public Works		Collected in 1975	183,934.03
Garbage and Trash Disposal	120,196.00	Buildings and Grounds		Cancelled, Abated or Adjusted 1975	18.15
Public Buildings and Grounds	43,570.00	Library and Education		Transfers to Tax Title Liens or Foreclosed	
Other Public Works	65,392.03	Conservation		Balance December 31, 1975	
HEALTH and WELFARE		All Other		TAX TITLE LIENS OUTSTANDING	
Health Services Except Environmental		CAPITAL DEBT AUTHORIZED, DECEMBER 31, 1975		Balance January 1, 1975	26,090.76
Welfare-Public Assistance	561.00	ISSUED AND UNISSUED GROSS DEBT		Transfer From Taxes	1,094.95
Hospitals, Clinics, First Aid	500.00	School		Redeemed in 1975	23,821.91
Animal, Insect, & Rodent Control		Self-liquidating		Cancelled, Abated or Adjusted (1975)	
Other Welfare Services	4,500.00	Other		Transfers to Foreclosed Property	
RECREATION and CONSERVATION		Total		Balance December 31, 1975	3,363.80
Beaches and Boardwalks		ISSUED AND OUTSTANDING		PROPERTY ACQUIRED BY DEED OR	
Parks, Playgrounds, Shade Trees	11,583.00	School		FORECLOSURE	
Land Reclamation & Conservation	500.00	Self-Liquidating		Balance January 1, 1975	
Other Recreational Services	25,895.00	Other		Transfers From Taxes or Liens	
EDUCATION (excluding schools)		Total		Sale for Cash (1975)	
Libraries	25,000.00	EQUIALIZED VALUATION BASIS		Cancelled, Abated or Adjusted (1975)	
Other Educational Services		FOR NET DEBT COMPUTATION		Balance December 31, 1975	
STATUTORY EXPENDITURES		REAL PROPERTY VALUATIONS		CURRENT FINANCES, DECEMBER 31, 1975	
Pensions & F. I. C. A.	49,670.66	Code Class # of Parcels % VAL'N		ASSETS	
Employee Fringe Benefits	23,100.00	1 Vacant Land 247 6.84		Cash Dec. 31, 1975	1,985,151.79
Other Statutory Expenditures		2 Residential 1716 61.68		Taxes Receivable	129,868.71
CETA And Other Public Employment Programs		3 Farm 22 .29		Tax Title Liens	3,363.80
MUNICIPAL FUNCTIONS TOTAL	1,286,665.66	4a Commercial 88 26.98		Foreclosed Property	
CAPITAL IMPROVEMENTS *MEMO*	5,000.00	4b Industrial 10 2.76		Emergencies & Other Deferred Charges	
DEBT SERVICE		4c Apartments 13 1.45		State and Federal Aid Receivable	4,008.50
Principal Payments	240,000.00	Total 2096		Other Receivables	485.00
Interest Payments	394,608.82	Land Area 4.00 Sq. Miles		Total	2,122,877.80
DEFERRED CHARGES	39,575.29	Net Valuation Taxable-Municipal		LIABILITIES, RESERVES, AND SURPLUS	
SCHOOL, COUNTY, SPECIAL DISTRICT TAXES	3,931,682.77	Net Valuation Taxable-County		Cash Liabilities	1,634,287.12
RESERVE FOR UNCOLLECTED TAXES	229,418.94	State Equalized Valuation		Reserves for Receivables	133,717.51
EXPENDITURES TOTAL	6,121,951.48	State Equalization Ratio		Surplus Dec. 31, 1975	354,873.17
				Total	2,122,877.80

1421

Population 1970 **11,940**
 Population 1975 **12,785**
 S & P Rating
 Moody Rating

General Tax Rate Per \$100. **4.11**
 State Equalized Tax Rate **2.82**

MONTVILLE TOWNSHIP — MORRIS COUNTY

Form of Government:

Township Committee

Number of Members on Governing Body 5

PER CAPITA:

Gross Debt **671.26**
 Net Debt **71.26**
 Debt Service **10.83**
 Total Tax Levy **595.64**
 Municipal Expenditures **207.42**

PER CENT:

Gross Debt **3.76**
 Net Debt **.40**
 Tax Levy Collected **94.40**
 Tax Levy Cancelled, Abated or Adjusted **.49**

EXPENDITURES		REVENUES-REALIZED		1975 PROPERTY TAX	
GENERAL GOVERNMENT				STATE EQUALIZED TAX RATE 2.01	
Governing Body & Public Boards		1975 Property Taxes Collected	7,198,032.57	Local District School Taxes	5,257,230.65
Municipal Clerk		1975 Payments in Lieu of Taxes		Regional & Consolidated School Tax	
Financial Administration	40,700.00	Delinquent Tax & Lien Collections	349,479.73	School Taxes in Municipal Budget	
Assessment of Taxes	16,249.53	Business Personalty Replacement Taxes	125,742.80	County Taxes	1,081,432.81
Collection of Taxes	25,041.51	Taxes from Public Utilities	526,672.92	County Library Taxes	65,099.08
Planning, Housing & Development	24,772.22	Other Miscellaneous Tax Revenues		Local Municipal Purpose Taxes	920,281.23
Human Resources	4,375.00	State Aid Revenues	4,334.00	Veteran & Senior Citizen Taxes	60,790.00
Elections		Federal Aid Revenues	33,062.02	Total Taxes for Rate Computation	7,384,833.77
General Administration (other)	316,681.12	State and Local Fiscal Assistance Act Utilized	155,045.00	Special District Taxes	227,556.50
JUDICIARY		Sale of Acquired Property		Bank Stock Taxes	3,453.13
Municipal Courts	15,800.00	Other Miscellaneous Revenues	175,470.95	Added and Omitted Taxes	60,213.17
PUBLIC SAFETY		Total	8,567,839.99	Total Taxes Levied - ABSTRACT	7,615,266.57
Fire Protection		Prior Years Surplus Appropriated	420,000.00	Total Taxes Billed	7,625,169.64
Police Protection	616,586.29	REVENUES TOTAL	8,987,839.99	1975 TAXES COLLECTED	7,198,032.57
Civil Defense & Disaster Control		Reserve For Uncollected Taxes	580,910.37	1975 Taxes Cancelled, Abated or Adjusted	37,547.39
Environmental Inspection & Control	53,535.87	CAPITAL OUTLAY TOTAL	88,759.95	Transfer to Tax Title Liens or Foreclosed	98,139.20
Other Public Safety				Balance Outstanding Dec. 31, 1975	291,450.48
PUBLIC WORKS				PRIOR YEARS TAXES OUTSTANDING	
Streets and Drainage	241,998.00	Public Enterprises		Balance January 1, 1975	375,074.79
Sewers and Sewage Processing	200,000.00	Recreation—Culture		Collected in 1975	295,162.33
Garbage and Trash Disposal		Public Works	19,836.50	Cancelled, Abated or Adjusted 1975	187.20
Public Buildings and Grounds	113,123.61	Buildings and Grounds	27,093.00	Transfers to Tax Title Liens or Foreclosed	24,973.68
Other Public Works		Library and Education	41,830.45	Balance December 31, 1975	54,751.58
HEALTH and WELFARE		Conservation		TAX TITLE LIENS OUTSTANDING	
Health Services Except Environmental	39,450.00	All Other		Balance January 1, 1975	195,110.16
Welfare-Public Assistance	2,910.00	CAPITAL DEBT AUTHORIZED, DECEMBER 31, 1975		Transfer From Taxes	125,915.73
Hospitals, Clinics, First Aid		ISSUED AND UNISSUED GROSS DEBT NET DEBT		Redeemed in 1975	54,317.40
Animal, Insect, & Rodent Control	750.00	School	7,671,000	Cancelled, Abated or Adjusted (1975)	
Other Welfare Services		Self-liquidating		Transfers to Foreclosed Property	
RECREATION and CONSERVATION		Other	911,000	Balance December 31, 1975	266,708.49
Beaches and Boardwalks		Total	8,582,000	PROPERTY ACQUIRED BY DEED OR	
Parks, Playgrounds, Shade Trees	5,150.00	ISSUED AND OUTSTANDING		FORECLOSURE	
Land Reclamation & Conservation	5,900.00	School	7,671,000.00	Balance January 1, 1975	288,500.00
Other Recreational Services	37,225.00	Self-Liquidating		Transfers From Taxes or Liens	
EDUCATION (excluding schools)		Other	911,000.00	Sale for Cash (1975)	
Libraries	27,500.00	Total	8,582,000.00	Cancelled, Abated or Adjusted (1975)	
Other Educational Services	300.00	EQUALIZED VALUATION BASIS		Balance December 31, 1975	288,500.00
STATUTORY EXPENDITURES		FOR NET DEBT COMPUTATION	228,487,413.00	CURRENT FINANCES DECEMBER 31, 1975	
Pensions & F. I. C. A.	70,500.00	REAL PROPERTY VALUATIONS		ASSETS	
Employee Fringe Benefits	27,450.00	Code Class # of Parcels % VAL'N		Cash Dec. 31, 1975	712,464.92
Other Statutory Expenditures		1 Vacant Land 711 7.68	13,699,200.00	Taxes Receivable	346,202.06
CETA And Other Public Employment Programs	40,000.00	2 Residential 3419 72.54	129,454,300.00	Tax Title Liens	266,708.49
MUNICIPAL FUNCTIONS TOTAL	1,925,998.15	3 Farm 124 1.73	3,091,400.00	Foreclosed Property	288,500.00
CAPITAL IMPROVEMENTS *MEMO*	20,000.00	4a Commercial 112 7.80	13,919,200.00	Emergencies & Other Deferred Charges	179,523.55
DEBT SERVICE		4b Industrial 46 10.25	18,298,300.00	State and Federal Aid Receivable	199.13
Principal Payments	67,500.00	4c Apartments		Other Receivables	119.00
Interest Payments	70,960.00	Total 4412	178,462,400.00	Total	1,793,717.15
DEFERRED CHARGES	6,548.20	Land Area 18.97 Sq. Miles		LIABILITIES, RESERVES, AND SURPLUS	
SCHOOL, COUNTY, SPECIAL DISTRICT TAXES	6,631,319.04	Net Valuation Taxable-Municipal	179,815,233.00	Cash Liabilities	259,310.16
RESERVE FOR UNCOLLECTED TAXES	580,910.37	Net Valuation Taxable-County	262,779,412.00	Reserves for Receivables	901,529.55
EXPENDITURES TOTAL	9,283,235.76	State Equalized Valuation	260,749,544.00	Surplus Dec. 31, 1975	632,877.44
		State Equalization Ratio	68.80	Total	1,793,717.15

0237

Population 1970 2,955
 Population 1975 3,035
 S & P Rating
 Moody Rating BAA

General Tax Rate Per \$100. 1.82
 State Equalized Tax Rate 1.26

MOONACHIE BOROUGH — BERGEN COUNTY

Form of Government:

Borough Council

Number of Members on Governing Body 6

PER CAPITA:

Gross Debt 615.23
 Net Debt 423.50
 Debt Service 13.48
 Total Tax Levy 576.83
 Municipal Expenditures 331.38

PER CENT:

Gross Debt 1.58
 Net Debt 1.09
 Tax Levy Collected 98.67
 Tax Levy Cancelled, Abated or Adjusted .11

EXPENDITURES		REVENUES-REALIZED		1975 PROPERTY TAX	
GENERAL GOVERNMENT				STATE EQUALIZED TAX RATE	
Governing Body & Public Boards	7,500.00	1975 Property Taxes Collected	1,736,876.61	Local District School Taxes .62	851,974.05
Municipal Clerk		1975 Payments in Lieu of Taxes	16,967.97	Regional & Consolidated School Tax	
Financial Administration	10,500.00	Delinquent Tax & Lien Collections	43,717.38	School Taxes in Municipal Budget	
Assessment of Taxes	32,800.00	Business Personalty Replacement Taxes	93,453.17	County Taxes .36	492,125.35
Collection of Taxes	11,180.00	Taxes from Public Utilities	176,998.31	County Library Taxes	
Planning, Housing & Development	3,430.00	Other Miscellaneous Tax Revenues		Local Municipal Purpose Taxes .27	366,627.96
Human Resources	5,500.00	State Aid Revenues	794.50	Veteran & Senior Citizen Taxes .01	16,010.00
Elections	815.00	Federal Aid Revenues		Total Taxes for Rate Computation 1.26	1,726,737.36
General Administration (other)	107,900.00	State and Local Fiscal Assistance Act Utilized	73,375.00	Special District Taxes	
JUDICIARY		Sale of Acquired Property		Bank Stock Taxes	6,874.41
Municipal Courts	12,910.00	Other Miscellaneous Revenues	137,739.88	Added and Omitted Taxes	33,074.86
PUBLIC SAFETY		Total	2,279,922.82	Total Taxes Levied - ABSTRACT	1,750,676.63
Fire Protection	119,175.00	Prior Years Surplus Appropriated	220,000.00	Total Taxes Billed	1,760,353.26
Police Protection	234,500.00	REVENUES TOTAL	2,499,922.82	1975 TAXES COLLECTED	1,736,876.61
Civil Defense & Disaster Control	1,000.00	Reserve For Uncollected Taxes	60,181.94	1975 Taxes Cancelled, Abated or Adjusted	1,947.94
Environmental Inspection & Control		CAPITAL OUTLAY TOTAL	401,150.15	Transfer to Tax Title Liens or Foreclosed	
Other Public Safety		Public Enterprises		Balance Outstanding Dec. 31, 1975	21,528.71
PUBLIC WORKS		Recreation—Culture		PRIOR YEARS TAXES OUTSTANDING	
Streets and Drainage	91,275.00	Public Works	287,122.94	Balance January 1, 1975	45,665.67
Sewers and Sewage Processing	32,500.00	Buildings and Grounds	114,027.21	Collected in 1975	43,717.38
Garbage and Trash Disposal	30,000.00	Library and Education		Cancelled, Abated or Adjusted 1975	816.09
Public Buildings and Grounds		Conservation		Transfers to Tax Title Liens or Foreclosed	
Other Public Works		All Other		Balance December 31, 1975	1,132.20
HEALTH and WELFARE				TAX TITLE LIENS OUTSTANDING	
Health Services Except Environmental	4,600.00			Balance January 1, 1975	
Welfare-Public Assistance	200.00			Transfer From Taxes	
Hospitals, Clinics, First Aid				Redeemed in 1975	
Animal, Insect, & Rodent Control	1,500.00			Cancelled, Abated or Adjusted (1975)	
Other Welfare Services				Transfers to Foreclosed Property	
RECREATION and CONSERVATION				Balance December 31, 1975	
Beaches and Boardwalks	15,500.00			PROPERTY ACQUIRED BY DEED OR	
Parks, Playgrounds, Shade Trees				FORECLOSURE	
Land Reclamation & Conservation	2,500.00			Balance January 1, 1975	6,650.00
Other Recreational Services				Transfers From Taxes or Liens	
EDUCATION (excluding schools)				Sale for Cash (1975)	
Libraries				Cancelled, Abated or Adjusted (1975)	
Other Educational Services				Balance December 31, 1975	6,650.00
STATUTORY EXPENDITURES				CURRENT FINANCES DECEMBER 31, 1975	
Pensions & F. I. C. A.	44,650.00			ASSETS	
Employee Fringe Benefits	16,000.00			Cash Dec. 31, 1975	1,071,355.82
Other Statutory Expenditures				Taxes Receivable	22,660.91
CETA And Other Public Employment Programs				Tax Title Liens	
MUNICIPAL FUNCTIONS TOTAL	785,935.00			Foreclosed Property	6,650.00
CAPITAL IMPROVEMENTS *MEMO*				Emergencies & Other Deferred Charges	
DEBT SERVICE				State and Federal Aid Receivable	26.66
Principal Payments	23,077.00			Other Receivables	13,825.17
Interest Payments	17,823.53			Total	1,114,518.56
DEFERRED CHARGES	118,710.00			LIABILITIES, RESERVES, AND SURPLUS	
SCHOOL, COUNTY, SPECIAL DISTRICT TAXES	1,344,099.40			Cash Liabilities	665,603.65
RESERVE FOR UNCOLLECTED TAXES	60,181.94			Reserves for Receivables	43,136.08
EXPENDITURES TOTAL	2,349,826.87			Surplus Dec. 31, 1975	405,778.83
				Total	1,114,518.56

0322

Population 1970 **15,680**
 Population 1975 **15,945**
 S & P Rating **A+**
 Moody Rating **A-1**

General Tax Rate Per \$100. **3.36**
 State Equalized Tax Rate **3.01**

MOORESTOWN TOWNSHIP — BURLINGTON CO.

Form of Government:

Council-Manager Plan E (OMCL50)

Number of Members on Governing Body 5

PER CAPITA:

Gross Debt **749.77**
 Net Debt **321.11**
 Debt Service **24.78**
 Total Tax Levy **563.04**
 Municipal Expenditures **224.29**

PER CENT:

Gross Debt **4.83**
 Net Debt **2.07**
 Tax Levy Collected **95.44**
 Tax Levy Cancelled, Abated or Adjusted **.08**

EXPENDITURES		REVENUES-REALIZED		1975 PROPERTY TAX	
GENERAL GOVERNMENT				STATE EQUALIZED TAX RATE \rightarrow	
Governing Body & Public Boards	305.00	1975 Property Taxes Collected		Local District School Taxes	1.98
Municipal Clerk		8,576,904.62		Regional & Consolidated School Tax	
Financial Administration	41,968.92	1975 Payments in Lieu of Taxes		School Taxes in Municipal Budget	
Assessment of Taxes	26,245.00	Delinquent Tax & Lien Collections		County Taxes	.55
Collection of Taxes	20,795.19	Business Personalty Replacement Taxes		County Library Taxes	
Planning, Housing & Development	15,620.00	Taxes from Public Utilities		Local Municipal Purpose Taxes	.45
Human Resources		Other Miscellaneous Tax Revenues		Veteran & Senior Citizen Taxes	.03
Elections		State Aid Revenues		Total Taxes for Rate Computation	3.01
General Administration (other)	399,551.00	Federal Aid Revenues		Special District Taxes	
JUDICIARY		State and Local Fiscal Assistance Act Utilized		Bank Stock Taxes	
Municipal Courts	27,760.00	Sale of Acquired Property		Added and Omitted Taxes	
PUBLIC SAFETY		Other Miscellaneous Revenues		Total Taxes Levied - ABSTRACT	
Fire Protection	1,965.00	Total		Total Taxes Billed	
Police Protection	717,866.00	10,435,711.21		1975 TAXES COLLECTED	
Civil Defense & Disaster Control		Prior Years Surplus Appropriated		1975 Taxes Cancelled, Abated or Adjusted	
Environmental Inspection & Control	20,047.00	REVENUES TOTAL		Transfer to Tax Title Liens or Foreclosed	
Other Public Safety		366,935.18		Balance Outstanding Dec. 31, 1975	
PUBLIC WORKS		CAPITAL OUTLAY TOTAL		PRIOR YEARS TAXES OUTSTANDING	
Streets and Drainage	407,320.00	800,534.12		Balance January 1, 1975	
Sewers and Sewage Processing		Public Enterprises		Collected in 1975	
Garbage and Trash Disposal	184,842.00	2,891.84		Cancelled, Abated or Adjusted 1975	
Public Buildings and Grounds	88,181.00	Recreation—Culture		Transfers to Tax Title Liens or Foreclosed	
Other Public Works	11,500.00	51,907.20		Balance December 31, 1975	
HEALTH and WELFARE		Public Works		TAX TITLE LIENS OUTSTANDING	
Health Services Except Environmental	5,000.00	48,100.36		Balance January 1, 1975	
Welfare-Public Assistance	2,055.00	Buildings and Grounds		Transfer From Taxes	
Hospitals, Clinics, First Aid		697,634.72		Redeemed in 1975	
Animal, Insect, & Rodent Control		Library and Education		Cancelled, Abated or Adjusted (1975)	
Other Welfare Services	13,750.00	Conservation		Transfers to Foreclosed Property	
RECREATION and CONSERVATION		All Other		Balance December 31, 1975	
Beaches and Boardwalks		CAPITAL DEBT AUTHORIZED, DECEMBER 31, 1975		PROPERTY ACQUIRED BY DEED OR FORECLOSURE	
Parks, Playgrounds, Shade Trees	100,956.00	ISSUED AND UNISSUED GROSS DEBT NET DEBT		Balance January 1, 1975	
Land Reclamation, & Conservation		School 5,201,000		Transfers From Taxes or Liens	
Other Recreational Services	148,370.00	Self-liquidating 2,304,925		Sale for Cash (1975)	
EDUCATION (excluding schools)		Other 4,449,081		Cancelled, Abated or Adjusted (1975)	
Libraries	191,000.00	Total 11,955,006		Balance December 31, 1975	
Other Educational Services	7,500.00	ISSUED AND OUTSTANDING		CURRENT FINANCES DECEMBER 31, 1975	
STATUTORY EXPENDITURES		School 5,201,000.00		ASSETS	
Pensions & F. I. C. A.	156,276.00	Self-Liquidating 2,143,000.00		Cash Dec. 31, 1975	
Employee Fringe Benefits	42,400.00	Other 4,251,848.00		Taxes Receivable	
Other Statutory Expenditures		Total 11,595,848.00		Tax Title Liens	
CETA And Other Public Employment Programs	134,424.27	EQUALIZED VALUATION BASIS		Foreclosed Property	
MUNICIPAL FUNCTIONS TOTAL	2,765,697.38	FOR NET DEBT COMPUTATION		Emergencies & Other Deferred Charges	
CAPITAL IMPROVEMENTS *MEMO*		REAL PROPERTY VALUATIONS		State and Federal Aid Receivable	
DEBT SERVICE		Code Class # of Parcels % VAL'N		Other Receivables	
Principal Payments	167,235.00	1 Vacant Land 505 2.80		Total	
Interest Payments	227,919.50	2 Residential 4149 60.02		LIABILITIES, RESERVES, AND SURPLUS	
DEFERRED CHARGES		3 Farm 196 1.94		Cash Liabilities	
SCHOOL, COUNTY, SPECIAL DISTRICT TAXES	48,467.89	4a Commercial 188 22.79		Reserves for Receivables	
RESERVE FOR UNCOLLECTED TAXES	7,558,639.65	4b Industrial 29 9.67		Surplus Dec. 31, 1975	
EXPENDITURES TOTAL	11,134,894.60	4c Apartments 17 2.78		Total	
		Total 5084			
		Land Area 15.18 Sq. Miles			
		Net Valuation Taxable-Municipal			
		Net Valuation Taxable-County			
		State Equalized Valuation			
		State Equalization Ratio			

1422

Population 1970 19,460
 Population 1975 20,175
 S & P Rating AA
 Moody Rating AA

General Tax Rate Per \$100 2.91
 State Equalized Tax Rate 2.74

MORRIS TOWNSHIP -- MORRIS COUNTY
 Form of Government:
 Township Committee
 Number of Members on Governing Body 5

PER CAPITA:
 Gross Debt 522.04
 Net Debt 194.17
 Debt Service 596.49
 Total Tax Levy 212.84
 Municipal Expenditures

PER CENT:
 Gross Debt 2.68
 Net Debt 1.00
 Tax Levy Collected 98.36
 Tax Levy Cancelled, Abated or Adjusted .09

EXPENDITURES		REVENUES-REALIZED		1975 PROPERTY TAX	
GENERAL GOVERNMENT				STATE EQUALIZED TAX RATE →	
Governing Body & Public Boards				Local District School Taxes	
Municipal Clerk	54,263.00	1975 Property Taxes Collected	11,841,273.53	Regional & Consolidated School Tax 1.77	7,795,465.70
Financial Administration	54,210.00	1975 Payments in Lieu of Taxes	11,000.00	School Taxes in Municipal Budget	
Assessment of Taxes	37,123.00	Delinquent Tax & Lien Collections	185,637.10	County Taxes .43	1,906,793.33
Collection of Taxes	42,505.00	Business Personalty Replacement Taxes	312,958.06	County Library Taxes	
Planning, Housing & Development	35,050.00	Taxes from Public Utilities	577,436.32	Local Municipal Purpose Taxes .51	2,254,559.33
Human Resources		Other Miscellaneous Tax Revenues	320,152.92	Veteran & Senior Citizen Taxes .02	84,000.00
Elections	3,725.00	State Aid Revenues	7,306.86	Total Taxes for Rate Computation 2.73	12,040,818.36
General Administration (other)	389,140.00	Federal Aid Revenues		Special District Taxes	
JUDICIARY		State and Local Fiscal Assistance Act Utilized	134,064.54	Bank Stock Taxes	9,540.67
Municipal Courts	23,148.00	Sale of Acquired Property		Added and Omitted Taxes	67,763.51
PUBLIC SAFETY		Other Miscellaneous Revenues	214,695.68	Total Taxes Levied - ABSTRACT	12,034,122.54
Fire Protection	363,600.00	Total	13,604,525.01	Total Taxes Billed	12,038,916.29
Police Protection	945,989.00	Prior Years Surplus Appropriated	855,000.00	1975 TAXES COLLECTED	11,841,273.53
Civil Defense & Disaster Control	15,000.00	REVENUES TOTAL	14,459,525.01	1975 Taxes Cancelled, Abated or Adjusted	11,342.70
Environmental Inspection & Control	28,293.00	Reserve For Uncollected Taxes	541,037.43	Transfer to Tax Title Liens or Foreclosed	12,883.48
Other Public Safety		CAPITAL OUTLAY TOTAL	640,539.24	Balance Outstanding Dec. 31, 1975	173,416.58
PUBLIC WORKS				PRIOR YEARS TAXES OUTSTANDING	
Streets and Drainage	753,432.00	Public Enterprises	228,876.26	Balance January 1, 1975	190,090.34
Sewers and Sewage Processing		Recreation—Culture		Collected in 1975	179,307.02
Garbage and Trash Disposal	280,693.00	Public Works	55,761.41	Cancelled, Abated or Adjusted 1975	
Public Buildings and Grounds	23,150.00	Buildings and Grounds	353,340.37	Transfers to Tax Title Liens or Foreclosed	10,305.84
Other Public Works		Library and Education	2,561.20	Balance December 31, 1975	477.48
HEALTH and WELFARE		Conservation		TAX TITLE LIENS OUTSTANDING	
Health Services Except Environmental	53,349.00	All Other		Balance January 1, 1975	9,025.73
Welfare-Public Assistance		CAPITAL DEBT AUTHORIZED, DECEMBER 31, 1975		Transfer From Taxes	24,770.30
Hospitals, Clinics, First Aid		ISSUED AND UNISSUED GROSS DEBT NET DEBT		Redeemed in 1975	6,330.08
Animal, Insect, & Rodent Control	6,700.00	School 2,904,459		Cancelled, Abated or Adjusted (1975)	
Other Welfare Services		Self-liquidating 6,376,000	2,665,620	Transfers to Foreclosed Property	
RECREATION and CONSERVATION		Other 1,251,798	1,251,798	Balance December 31, 1975	27,465.95
Beaches and Boardwalks		Total 10,532,257	3,917,418	PROPERTY ACQUIRED BY DEED OR	
Parks, Playgrounds, Shade Trees	216,625.00			FORECLOSURE	
Land Reclamation & Conservation	2,360.00	ISSUED AND OUTSTANDING		Balance January 1, 1975	16,850.00
Other Recreational Services		School 2,904,459.00		Transfers From Taxes or Liens	
EDUCATION (excluding schools)		Self-Liquidating 5,337,000.00		Sale for Cash (1975)	
Libraries	124,395.00	Other 285,000.00		Cancelled, Abated or Adjusted (1975)	
Other Educational Services		Total 8,526,459.00		Balance December 31, 1975	16,850.00
STATUTORY EXPENDITURES		EQUALIZED VALUATION BASIS		CURRENT FINANCES DECEMBER 31, 1975	
Pensions & F. I. C. A.	229,000.00	FOR NET DEBT COMPUTATION	392,976,458.33	ASSETS	
Employee Fringe Benefits	66,800.00	REAL PROPERTY VALUATIONS		Cash Dec. 31, 1975	2,004,669.66
Other Statutory Expenditures		Code Class # of Parcels % VAL'N		Taxes Receivable	173,894.06
CETA And Other Public Employment Programs		1 Vacant land 393 2.43	9,930,100.00	Tax Title Liens	27,465.95
MUNICIPAL FUNCTIONS TOTAL	3,748,550.00	2 Residential 4708 66.52	272,014,575.00	Foreclosed Property	16,850.00
CAPITAL IMPROVEMENTS *MEMO*	192,500.00	3 Farm 7 .32	1,330,500.00	Emergencies & Other Deferred Charges	
DEBT SERVICE		4a Commercial 88 6.27	25,637,700.00	State and Federal Aid Receivable	19,706.10
Principal Payments		4b Industrial 33 21.57	88,222,600.00	Other Receivables	98,237.60
Interest Payments		4c Apartments 4 2.89	11,806,300.00	Total	2,340,823.37
DEFERRED CHARGES	4,374.97	Total 5233	408,941,775.00	LIABILITIES, RESERVES, AND SURPLUS	
SCHOOL, COUNTY, SPECIAL DISTRICT TAXES	9,702,259.03	Land Area 15.70 Sq. Miles		Cash Liabilities	576,975.85
RESERVE FOR UNCOLLECTED TAXES	541,037.43	Net Valuation Taxable-Municipal	414,024,372.00	Reserves for Receivables	316,447.61
EXPENDITURES TOTAL	13,996,221.43	Net Valuation Taxable-County	465,840,672.00	Surplus Dec. 31, 1975	1,447,399.91
		State Equalized Valuation	438,884,169.00	Total	2,340,823.37
		State Equalization Ratio	94.27		

1423

Population 1970 5,555
 Population 1975 5,660
 S & P Rating
 Moody Rating A-1

General Tax Rate Per \$100. 4.92
 State Equalized Tax Rate 3.04

MORRIS PLAINS BOROUGH — MORRIS COUNTY

Form of Government:

Borough Council

Number of Members on Governing Body 6

PER CAPITA:

Gross Debt 957.24
 Net Debt 810.78
 Debt Service 58.81
 Total Tax Levy 696.55
 Municipal Expenditures 367.12

PER CENT:

Gross Debt 4.55
 Net Debt 3.85
 Tax Levy Collected 97.47
 Tax Levy Cancelled, Abated or Adjusted .67

EXPENDITURES		REVENUES-REALIZED		1975 PROPERTY TAX	
GENERAL GOVERNMENT				STATE EQUALIZED TAX RATE 1.61	
Governing Body & Public Boards	53,781.62	1975 Property Taxes Collected	3,844,690.24	Local District School Taxes	2,068,219.00
Municipal Clerk		1975 Payments in Lieu of Taxes		Regional & Consolidated School Tax	
Financial Administration	14,500.53	Delinquent Tax & Lien Collections	75,923.26	School Taxes in Municipal Budget	
Assessment of Taxes	7,115.00	Business Personalty Replacement Taxes	180,643.25	County Taxes	.49 622,414.07
Collection of Taxes	13,454.05	Taxes from Public Utilities	160,000.70	County Library Taxes	.03 37,468.83
Planning, Housing & Development	21,732.00	Other Miscellaneous Tax Revenues		Local Municipal Purpose Taxes	.89 1,135,494.33
Human Resources	500.00	State Aid Revenues	3,490.06	Veteran & Senior Citizen Taxes	.03 33,890.00
Elections	2,225.00	Federal Aid Revenues	33,514.47	Total Taxes for Rate Computation	3.05 3,897,486.23
General Administration (other)	125,778.00	State and Local Fiscal Assistance Act Utilized	84,501.41	Special District Taxes	
JUDICIARY		Sale of Acquired Property		Bank Stock Taxes	4,177.75
Municipal Courts	12,365.00	Other Miscellaneous Revenues	116,475.68	Added and Omitted Taxes	74,721.78
PUBLIC SAFETY		Total	4,499,239.07	Total Taxes Levied - ABSTRACT	3,942,495.76
Fire Protection	28,765.00	Prior Years Surplus Appropriated	398,000.00	Total Taxes Billed	3,944,667.28
Police Protection	338,236.18	REVENUES TOTAL	4,897,239.07	1975 TAXES COLLECTED	3,844,690.24
Civil Defense & Disaster Control	2,360.00	Reserve For Uncollected Taxes	249,523.17	1975 Taxes Cancelled, Abated or Adjusted	26,371.39
Environmental Inspection & Control	5,010.00	CAPITAL OUTLAY TOTAL	592,415.53	Transfer to Tax Title Liens or Foreclosed	9,161.04
Other Public Safety				Balance Outstanding Dec. 31, 1975	64,444.61
PUBLIC WORKS				PRIOR YEARS TAXES OUTSTANDING	
Streets and Drainage	209,177.00	Public Enterprises		Balance January 1, 1975	67,151.04
Sewers and Sewage Processing	262,617.00	Recreation—Culture		Collected in 1975	59,255.69
Garbage and Trash Disposal	62,400.00	Public Works	533,236.53	Cancelled, Abated or Adjusted 1975	3,704.52
Public Buildings and Grounds	82,251.00	Buildings and Grounds	59,179.00	Transfers to Tax Title Liens or Foreclosed	439.00
Other Public Works		Library and Education		Balance December 31, 1975	3,751.83
HEALTH and WELFARE		Conservation		TAX TITLE LIENS OUTSTANDING	
Health Services Except Environmental	7,880.00	All Other		Balance January 1, 1975	31,360.48
Welfare-Public Assistance	960.00	CAPITAL DEBT AUTHORIZED, DECEMBER 31, 1975		Transfer From Taxes	9,657.52
Hospitals, Clinics, First Aid	5,500.00	ISSUED AND UNISSUED GROSS DEBT		Redeemed in 1975	16,667.57
Animal, Insect, & Rodent Control	2,750.00	School 740,000		Cancelled, Abated or Adjusted (1975)	
Other Welfare Services		Self-liquidating 89,000		Transfers to Foreclosed Property	
RECREATION and CONSERVATION		Other 4,589,000	4,589,000	Balance December 31, 1975	24,350.43
Beaches and Boardwalks		Total 5,418,000	4,589,000	PROPERTY ACQUIRED BY DEED OR	
Parks, Playgrounds, Shade Trees	48,423.00			FORECLOSURE	
Land Reclamation & Conservation		ISSUED AND OUTSTANDING		Balance January 1, 1975	6,880.00
Other Recreational Services	10,250.00	School 740,000.00		Transfers From Taxes or Liens	
EDUCATION (excluding schools)		Self-Liquidating 89,000.00		Sale for Cash (1975)	
Libraries	13,470.00	Other 4,260,000.00	4,260,000.00	Cancelled, Abated or Adjusted (1975)	
Other Educational Services	250.00	Total 5,089,000.00	5,089,000.00	Balance December 31, 1975	6,880.00
STATUTORY EXPENDITURES		EQUALIZED VALUATION BASIS		CURRENT FINANCES DECEMBER 31, 1975	
Pensions & F. I. C. A.	59,800.00	FOR NET DEBT COMPUTATION	119,207,043.67	ASSETS	
Employee Fringe Benefits		REAL PROPERTY VALUATIONS		Cash Dec. 31, 1975	838,408.48
Other Statutory Expenditures		Code Class # of Parcels % VAL'N		Taxes Receivable	68,196.44
CETA And Other Public Employment Programs	39,675.00	1 Vacant Land 213 2.79	2,181,300.00	Tax Title Liens	24,350.43
MUNICIPAL FUNCTIONS TOTAL	1,431,225.38	2 Residential 1530 55.87	43,735,200.00	Foreclosed Property	6,880.00
CAPITAL IMPROVEMENTS **MEMO*	10,550.00	3 Farm		Emergencies & Other Deferred Charges	12,431.79
DEBT SERVICE		4a Commercial 70 11.96	9,361,400.00	State and Federal Aid Receivable	4,918.50
Principal Payments	136,000.00	4b Industrial 6 29.38	22,997,000.00	Other Receivables	2,452.11
Interest Payments	196,855.00	4c Apartments		Total	957,637.75
DEFERRED CHARGES		Total 1819	78,274,900.00	LIABILITIES, RESERVES, AND SURPLUS	
SCHOOL, COUNTY, SPECIAL DISTRICT TAXES	64,317.17	Land Area 2.60 Sq. Miles		Cash Liabilities	322,885.10
RESERVE FOR UNCOLLECTED TAXES	2,728,101.90	Net Valuation Taxable-Municipal	79,229,385.00	Reserves for Receivables	101,878.98
EXPENDITURES TOTAL	4,806,022.62	Net Valuation Taxable-County	150,896,997.00	Surplus Dec. 31, 1975	532,873.67
		State Equalized Valuation	127,520,787.00	Total	957,637.75
		State Equalization Ratio	61.85		

1424
Population 1970 17,695
Population 1975 17,600
S & P Rating A+
Moody Rating AA

General Tax Rate Per \$100. 5.23
State Equalized Tax Rate 3.70

MORRISTOWN TOWN - MORRIS CO.
Form of Government:
Mayor-Council Plan F (OMCL50)
Number of Members on Governing Body 7

PER CAPITA:
Gross Debt 2,695.05
Net Debt 1,030.61
Debt Service 24.73
Total Tax Levy 600.95
Municipal Expenditures 402.15

PER CENT:
Gross Debt 21.62
Net Debt 8.27
Tax Levy Collected 91.95
Tax Levy Cancelled, Abated or Adjusted .88

EXPENDITURES		REVENUES-REALIZED		1975 PROPERTY TAX	
GENERAL GOVERNMENT				STATE EQUALIZED TAX RATE →	
Governing Body & Public Boards	37,602.00	1975 Property Taxes Collected		Local District School Taxes	
Municipal Clerk		1975 Payments in Lieu of Taxes		Regional & Consolidated School Tax	1.66
Financial Administration	90,803.00	Delinquent Tax & Lien Collections		School Taxes in Municipal Budget	
Assessment of Taxes	133,668.00	Business Personalty Replacement Taxes		County Taxes	.41
Collection of Taxes	41,325.00	Taxes from Public Utilities		County Library Taxes	
Planning, Housing & Development	29,550.00	Other Miscellaneous Tax Revenues		Local Municipal Purpose Taxes	1.63
Human Resources	14,500.00	State Aid Revenues		Veteran & Senior Citizen Taxes	.02
Elections	3,500.00	Federal Aid Revenues		Total Taxes for Rate Computation	3.72
General Administration (other)	502,703.00	State and Local Fiscal Assistance Act Utilized		Special District Taxes	
JUDICIARY		State and Local Fiscal Assistance Act Utilized		Bank Stock Taxes	46,675.74
Municipal Courts	56,079.00	Sale of Acquired Property		Added and Omitted Taxes	50,078.61
PUBLIC SAFETY		Other Miscellaneous Revenues		Total Taxes Levied - ABSTRACT	10,576,691.11
Fire Protection	592,157.00	Total		Total Taxes Billed	10,576,771.68
Police Protection	1,168,234.00	Prior Years Surplus Appropriated		1975 TAXES COLLECTED	9,725,119.08
Civil Defense & Disaster Control	8,255.00	REVENUES		1975 Taxes Cancelled, Abated or Adjusted	93,216.12
Environmental Inspection & Control	98,713.00	Reserve For Uncollected Taxes		Transfer to Tax Title Liens or Foreclosed	240,069.76
Other Public Safety	7,350.00	CAPITAL OUTLAY		Balance Outstanding Dec. 31, 1975	518,366.72
PUBLIC WORKS		TOTAL		PRIOR YEARS TAXES OUTSTANDING	
Streets and Drainage	522,449.00	Public Enterprises		Balance January 1, 1975	855,809.90
Sewers and Sewage Processing	192,860.00	Recreation—Culture		Collected in 1975	237,331.89
Garbage and Trash Disposal	130,000.00	Public Works		Cancelled, Abated or Adjusted 1975	125,126.34
Public Buildings and Grounds	150,463.00	Buildings and Grounds		Transfers to Tax Title Liens or Foreclosed	163,409.42
Other Public Works	8,500.00	Library and Education		Balance December 31, 1975	329,942.25
HEALTH and WELFARE		Conservation		TAX TITLE LIENS OUTSTANDING	
Health Services Except Environmental	142,095.00	All Other		Balance January 1, 1975	155,914.81
Welfare-Public Assistance	23,316.00	CAPITAL DEBT AUTHORIZED, DECEMBER 31, 1975		Transfer From Taxes	426,122.63
Hospitals, Clinics, First Aid		ISSUED AND UNISSUED		Redeemed in 1975	16,442.84
Animal, Insect, & Rodent Control	10,500.00	GROSS DEBT		Cancelled, Abated or Adjusted (1975)	1,338.88
Other Welfare Services		NET DEBT		Transfers to Foreclosed Property	
RECREATION and CONSERVATION		SCHOOL		Balance December 31, 1975	564,255.72
Beaches and Boardwalks		Self-liquidating		PROPERTY ACQUIRED BY DEED OR	
Parks, Playgrounds, Shade Trees	338,490.00	Other		FORECLOSURE	
Land Reclamation & Conservation	1,000.00	Total		Balance January 1, 1975	8,200.00
Other Recreational Services	124,753.00	ISSUED AND OUTSTANDING		Transfers From Taxes or Liens	
EDUCATION (excluding schools)		SCHOOL		Sale for Cash (1975)	
Libraries	73,789.00	Self-liquidating		Cancelled, Abated or Adjusted (1975)	
Other Educational Services	6,000.00	Other		Balance December 31, 1975	8,200.00
STATUTORY EXPENDITURES		Total		CURRENT FINANCES DECEMBER 31, 1975	
Pensions & F. I. C. A.	321,500.00	EQUALIZED VALUATION BASIS		ASSETS	
Employee Fringe Benefits	86,500.00	FOR NET DEBT COMPUTATION		Cash Dec. 31, 1975	606,002.72
Other Statutory Expenditures		REAL PROPERTY VALUATIONS		Taxes Receivable	848,308.97
CETA And Other Public Employment Programs	56,499.00	Code Class # of Parcels % VAL'N		Tax Title Liens	564,255.72
MUNICIPAL FUNCTIONS	4,973,153.00	1 Vacant Land 337 1.81		Foreclosed Property	8,200.00
CAPITAL IMPROVEMENTS	60,000.00	2 Residential 2664 42.23		Emergencies & Other Deferred Charges	329,990.49
DEBT SERVICE		3 Farm		State and Federal Aid Receivable	12,179.74
Principal Payments	170,000.00	4a Commercial 457 35.33		Other Receivables	122,112.27
Interest Payments	265,200.00	4b Industrial 24 3.13		Total	2,491,049.91
DEFERRED CHARGES	817,040.00	4c Apartments 61 17.51		LIABILITIES, RESERVES, AND SURPLUS	
SCHOOL, COUNTY, SPECIAL DISTRICT TAXES	5,865,674.64	Total 3543		Cash Liabilities	827,792.70
RESERVE FOR UNCOLLECTED TAXES	852,508.63	Land Area 2.86 Sq. Miles		Reserves for Receivables	1,542,876.96
EXPENDITURES	12,943,576.27	Net Valuation Taxable-Municipal		Surplus Dec. 31, 1975	120,380.25
		Net Valuation Taxable-County		Total	2,491,049.91
		State Equalized Valuation			
		State Equalization Ratio			

1426

Population 1970 **3,610**
 Population 1975 **3,955**
 S & P Rating
 Moody Rating

General Tax Rate Per \$100. **7.29**
 State Equalized Tax Rate **3.66**

MOUNT ARLINGTON BOROUGH — MORRIS CO.

Form of Government:

Borough Council

Number of Members on Governing Body 6

PER CAPITA:

Gross Debt **272.95**
 Net Debt **5.06**
 Debt Service **6.85**
 Total Tax Levy **416.91**
 Municipal Expenditures **163.54**

PER CENT:

Gross Debt **2.66**
 Net Debt **.05**
 Tax Levy Collected **94.70**
 Tax Levy Cancelled, Abated or Adjusted **.16**

EXPENDITURES		REVENUES-REALIZED		1975 PROPERTY TAX	
GENERAL GOVERNMENT				STATE EQUALIZED TAX RATE—	
Governing Body & Public Boards		1975 Property Taxes Collected	1,561,617.17	Local District School Taxes 2.44	1,098,627.00
Municipal Clerk		1975 Payments in Lieu of Taxes		Regional & Consolidated School Tax	
Financial Administration	7,695.00	Delinquent Tax & Lien Collections	53,407.40	School Taxes in Municipal Budget	
Assessment of Taxes	9,110.00	Business Personality Replacement Taxes	18,077.21	County Taxes	.43 194,180.27
Collection of Taxes	5,840.00	Taxes from Public Utilities	68,767.88	County Library Taxes	
Planning, Housing & Development	8,275.00	Other Miscellaneous Tax Revenues		Local Municipal Purpose Taxes	.76 340,062.56
Human Resources		State Aid Revenues	1,047.00	Veteran & Senior Citizen Taxes	.03 13,230.00
Elections	545.00	Federal Aid Revenues		Total Taxes for Rate Computation	3.66 1,646,099.83
General Administration (other)	55,289.00	State and Local Fiscal Assistance Act Utilized	50,763.00	Special District Taxes	
JUDICIARY		Sale of Acquired Property		Bank Stock Taxes	2,059.24
Municipal Courts	3,350.00	Other Miscellaneous Revenues	43,564.79	Added and Omitted Taxes	13,945.35
PUBLIC SAFETY		Total	1,797,244.45	Total Taxes Levied — ABSTRACT	1,648,874.42
Fire Protection	14,450.00	Prior Years Surplus Appropriated	90,000.00	Total Taxes Billed	1,649,024.37
Police Protection	125,037.00	REVENUES TOTAL	1,887,244.45	1975 TAXES COLLECTED	1,561,617.17
Civil Defense & Disaster Control	1,000.00	Reserve For Uncollected Taxes	99,127.39	1975 Taxes Cancelled, Abated or Adjusted	2,711.30
Environmental Inspection & Control	800.00	CAPITAL OUTLAY TOTAL	21,908.00	Transfer to Tax Title Liens or Foreclosed	10,243.48
Other Public Safety				Balance Outstanding Dec. 31, 1975	74,452.42
PUBLIC WORKS				PRIOR YEARS TAXES OUTSTANDING	
Streets and Drainage	140,760.67	Public Enterprises		Balance January 1, 1975	53,687.20
Sewers and Sewage Processing	9,500.00	Recreation—Culture		Collected in 1975	47,498.76
Garbage and Trash Disposal	15,000.00	Public Works	21,908.00	Cancelled, Abated or Adjusted 1975	
Public Buildings and Grounds	24,396.00	Buildings and Grounds		Transfers to Tax Title Liens or Foreclosed	6,188.44
Other Public Works		Library and Education		Balance December 31, 1975	
HEALTH and WELFARE		Conservation		TAX TITLE LIENS OUTSTANDING	
Health Services Except Environmental	10,410.00	All Other		Balance January 1, 1975	19,613.28
Welfare—Public Assistance	500.00	CAPITAL DEBT AUTHORIZED, DECEMBER 31, 1975		Transfer From Taxes	17,209.19
Hospitals, Clinics, First Aid	500.00	ISSUED AND UNISSUED		Redeemed in 1975	5,908.64
Animal, Insect, & Rodent Control	700.00	School	1,059,500	Cancelled, Abated or Adjusted (1975)	
Other Welfare Services		Self-liquidating		Transfers to Foreclosed Property	
RECREATION and CONSERVATION		Other	20,000	Balance December 31, 1975	30,913.83
Beaches and Boardwalks		Total	1,079,500	PROPERTY ACQUIRED BY DEED OR	
Parks, Playgrounds, Shade Trees	4,700.00			FORECLOSURE	
Land Reclamation & Conservation		ISSUED AND OUTSTANDING		Balance January 1, 1975	12,905.00
Other Recreational Services	4,030.00	School	1,059,500.00	Transfers From Taxes or Liens	
EDUCATION (excluding schools)		Self-Liquidating		Sale for Cash (1975)	
Libraries	14,268.00	Other	20,000.00	Cancelled, Abated or Adjusted (1975)	
Other Educational Services		Total	1,079,500.00	Balance December 31, 1975	12,905.00
STATUTORY EXPENDITURES		EQUALIZED VALUATION BASIS		CURRENT FINANCES DECEMBER 31, 1975	
Pensions & F. I. C. A.	26,450.00	FOR NET DEBT COMPUTATION	40,638,389.67	ASSETS	
Employee Fringe Benefits	7,975.00	REAL PROPERTY VALUATIONS		Cash Dec. 31, 1975	294,957.85
Other Statutory Expenditures		Code Class # of Parcels % VAL'N		Taxes Receivable	74,452.42
CETA And Other Public Employment Programs		1 Vacant Land 194 3.72	832,900.00	Tax Title Liens	30,913.83
MUNICIPAL FUNCTIONS TOTAL	490,580.67	2 Residential 982 78.19	17,493,550.00	Foreclosed Property	12,905.00
CAPITAL IMPROVEMENTS *MEMO*	5,000.00	3 Farm		Emergencies & Other Deferred Charges	77,226.75
DEBT SERVICE		4a Commercial 45 6.10	1,363,700.00	State and Federal Aid Receivable	7,046.00
Principal Payments	24,100.00	4b Industrial 1 .01	1,600.00	Other Receivables	16,424.11
Interest Payments	3,000.00	4c Apartments 6 11.99	2,681,800.00	Total	513,925.96
DEFERRED CHARGES	30,000.00	Total 1228	22,373,550.00	LIABILITIES, RESERVES, AND SURPLUS	
SCHOOL, COUNTY, SPECIAL DISTRICT TAXES	1,292,807.27	Land Area 2.25 Sq. Miles		Cash Liabilities	237,270.77
RESERVE FOR UNCOLLECTED TAXES	99,127.39	Net Valuation Taxable-Municipal	22,581,203.00	Reserves for Receivables	134,695.36
EXPENDITURES TOTAL	1,939,615.33	Net Valuation Taxable-County	47,176,478.00	Surplus Dec. 31, 1975	141,959.83
		State Equalized Valuation	44,750,215.00	Total	513,925.96
		State Equalization Ratio	50.23		

0425

Population 1970 5,635
 Population 1975 5,590
 S & P Rating
 Moody Rating

General Tax Rate Per \$100. 3.78
 State Equalized Tax Rate 2.97

MOUNT EPHRAIM BOROUGH - CAMDEN
 Form of Government: COUNTY
 Commission (1911)
 Number of Members on Governing Body 3

PER CAPITA:
 Gross Debt 80.17
 Net Debt 79.84
 Debt Service 7.23
 Total Tax Levy 273.81
 Municipal Expenditures 120.14

PER CENT:
 Gross Debt .96
 Net Debt .96
 Tax Levy Collected 98.71
 Tax Levy Cancelled, Abated, or Adjusted

EXPENDITURES		REVENUES-REALIZED		1975 PROPERTY TAX	
GENERAL GOVERNMENT				STATE EQUALIZED TAX RATE	
Governing Body & Public Boards	3,000.00	1975 Property Taxes Collected	1,508,088.33	Local District School Taxes 1.26	666,157.00
Municipal Clerk		1975 Payments in Lieu of Taxes		Regional & Consolidated School Tax	
Financial Administration	7,800.00	Delinquent Tax & Lien Collections	15,371.14	School Taxes in Municipal Budget	
Assessment of Taxes	3,575.00	Business Personalty Replacement Taxes	22,213.74	County Taxes	513,347.14
Collection of Taxes	9,719.29	Taxes from Public Utilities	105,097.81	County Library Taxes	11,833.48
Planning, Housing & Development		Other Miscellaneous Tax Revenues		Local Municipal Purpose Taxes	330,200.18
Human Resources		State Aid Revenues	2,392.50	Veteran & Senior Citizen Taxes	50,400.00
Elections		Federal Aid Revenues	56,247.91	Total Taxes for Rate Computation	1,571,937.80
General Administration (other)	60,289.00	State and Local Fiscal Assistance Act Utilized	36,595.81	Special District Taxes	
JUDICIARY		Sale of Acquired Property		Bank Stock Taxes	4,299.82
Municipal Courts	13,680.00	Other Miscellaneous Revenues	35,515.27	Added and Omitted Taxes	4,735.12
PUBLIC SAFETY		Total	1,781,522.51	Total Taxes Levied - ABSTRACT	1,530,572.74
Fire Protection	30,125.00	Prior Years Surplus Appropriated	100,000.00	Total Taxes Billed	1,527,762.19
Police Protection	139,280.26	REVENUES TOTAL	1,881,522.51	1975 TAXES COLLECTED	1,508,088.33
Civil Defense & Disaster Control	500.00	Reserve For Uncollected Taxes	33,100.00	1975 Taxes Cancelled, Abated or Adjusted	
Environmental Inspection & Control	2,950.00	CAPITAL OUTLAY TOTAL	32,661.45	Transfer to Tax Title Liens or Foreclosed	128.52
Other Public Safety				Balance Outstanding Dec. 31, 1975	19,545.34
PUBLIC WORKS				PRIOR YEARS TAXES OUTSTANDING	
Streets and Drainage	70,945.40	Public Enterprises		Balance January 1, 1975	15,799.80
Sewers and Sewage Processing	55,800.00	Recreation—Culture		Collected in 1975	15,371.14
Garbage and Trash Disposal	40,616.30	Public Works	20,814.00	Cancelled, Abated or Adjusted 1975	
Public Buildings and Grounds	17,000.00	Buildings and Grounds	11,847.45	Transfers to Tax Title Liens or Foreclosed	
Other Public Works		Library and Education		Balance December 31, 1975	428.66
HEALTH and WELFARE		Conservation		TAX TITLE LIENS OUTSTANDING	
Health Services Except Environmental	1,050.00	All Other		Balance January 1, 1975	415.42
Welfare-Public Assistance	1,725.00			Transfer From Taxes	128.52
Hospitals, Clinics, First Aid				Redeemed in 1975	
Animal, Insect, & Rodent Control				Cancelled, Abated or Adjusted (1975)	
Other Welfare Services				Transfers to Foreclosed Property	
RECREATION and CONSERVATION				Balance December 31, 1975	543.94
Beaches and Boardwalks				PROPERTY ACQUIRED BY DEED OR	
Parks, Playgrounds, Shade Trees	8,835.04			FORECLOSURE	
Land Reclamation & Conservation	1,000.00			Balance January 1, 1975	2,335.00
Other Recreational Services				Transfers From Taxes or Liens	
EDUCATION (excluding schools)				Sale for Cash (1975)	
Libraries	2,700.28			Cancelled, Abated or Adjusted (1975)	
Other Educational Services				Balance December 31, 1975	2,335.00
STATUTORY EXPENDITURES				CURRENT FINANCES DECEMBER 31, 1975	
Pensions & F. I. C. A.	25,991.61			ASSETS	
Employee Fringe Benefits	9,141.43			Cash Dec. 31, 1975	133,286.93
Other Statutory Expenditures				Taxes Receivable	19,974.00
CETA And Other Public Employment Programs	47,468.00			Tax Title Liens	543.94
MUNICIPAL FUNCTIONS TOTAL	553,191.61			Foreclosed Property	2,335.00
CAPITAL IMPROVEMENTS * MEMO*				Emergencies & Other Deferred Charges	3,637.19
DEBT SERVICE				State and Federal Aid Receivable	27,777.63
Principal Payments	21,000.00			Other Receivables	4,863.42
Interest Payments	19,400.00			Total	192,418.11
DEFERRED CHARGES	44,908.39			LIABILITIES, RESERVES, AND SURPLUS	
SCHOOL, COUNTY, SPECIAL DISTRICT TAXES	1,191,337.62			Cash Liabilities	48,046.09
RESERVE FOR UNCOLLECTED TAXES	33,100.00			Reserves for Receivables	27,716.36
EXPENDITURES TOTAL	1,862,937.62			Surplus Dec. 31, 1975	116,655.66
				Total	192,418.11

General Tax Rate Per \$100. **5.25**
State Equalized Tax Rate **3.68**

Form of Government:
Council-Manager Plan A (OMCL50)
Number of Members on Governing Body 5

405

0324

Population 1970 11,265
 Population 1975 12,455
 S & P Rating
 Moody Rating

General Tax Rate Per \$100.
 4.59
 State Equalized Tax Rate
 3.21

MOUNT LAUREL TOWNSHIP — BURLINGTON CO.
 Form of Government:
 Council-Manager Plan E (OMCL50)
 Number of Members on Governing Body 5

PER CAPITA:
 Gross Debt 634.89
 Net Debt 128.29
 Debt Service 9.57
 Total Tax Levy 545.99
 Municipal Expenditures 212.81
 PER CENT:
 Gross Debt 4.60
 Net Debt .93
 Tax Levy Collected 94.51
 Tax Levy Cancelled, Abated
 or Adjusted .50

EXPENDITURES		REVENUES-REALIZED		1975 PROPERTY TAX	
GENERAL GOVERNMENT				STATE EQUALIZED TAX RATE	
Governing Body & Public Boards	10,778.00	1975 Property Taxes Collected	6,426,720.44	Local District School Taxes 1.51	3,230,073.00
Municipal Clerk	25,396.00	1975 Payments in Lieu of Taxes		Regional & Consolidated School Tax .63	1,262,642.20
Financial Administration	16,159.00	Delinquent Tax & Lien Collections	330,598.92	School Taxes in Municipal Budget	
Assessment of Taxes	41,429.00	Business Personalty Replacement Taxes	96,363.75	County Taxes	1,152,368.60
Collection of Taxes	20,755.00	Taxes from Public Utilities	387,971.79	County Library Taxes	515.99
Planning, Housing & Development	32,511.00	Other Miscellaneous Tax Revenues		Local Municipal Purpose Taxes .36	723,258.65
Human Resources		State Aid Revenues	14,250.38	Veteran & Senior Citizen Taxes .03	59,560.00
Elections		Federal Aid Revenues	49,940.19	Total Taxes for Rate Computation 3.21	6,428,418.44
General Administration (other)	244,187.00	State and Local Fiscal Assistance Act Utilized	181,250.00	Special District Taxes	
JUDICIARY		Sale of Acquired Property		Bank Stock Taxes	6,302.35
Municipal Courts	45,194.00	Other Miscellaneous Revenues	420,317.13	Added and Omitted Taxes	425,167.29
PUBLIC SAFETY		Total	7,907,412.60	Total Taxes Levied - ABSTRACT	6,800,328.08
Fire Protection	43,775.00	Prior Years Surplus Appropriated	650,610.00	Total Taxes Billed	6,800,045.36
Police Protection	541,890.00	REVENUES TOTAL	8,558,022.60	1975 TAXES COLLECTED	6,426,720.44
Civil Defense & Disaster Control	1,000.00	Reserve For Uncollected Taxes	543,963.00	1975 Taxes Cancelled, Abated or Adjusted	33,709.02
Environmental Inspection & Control	32,769.00			Transfer to Tax Title Liens or Foreclosed	26,456.04
Other Public Safety		CAPITAL OUTLAY TOTAL	644,268.94	Balance Outstanding Dec. 31, 1975	313,159.86
PUBLIC WORKS				PRIOR YEARS TAXES OUTSTANDING	
Streets and Drainage	436,306.00	Public Enterprises		Balance January 1, 1975	337,989.44
Sewers and Sewage Processing		Recreation—Culture		Collected in 1975	302,099.91
Garbage and Trash Disposal	112,413.00	Public Works	95,105.87	Cancelled, Abated or Adjusted 1975	
Public Buildings and Grounds	53,565.00	Buildings and Grounds		Transfers to Tax Title Liens or Foreclosed	19,422.48
Other Public Works	1,250.00	Library and Education	549,163.07	Balance December 31, 1975	16,467.05
HEALTH and WELFARE		Conservation		TAX TITLE LIENS OUTSTANDING	
Health Services Except Environmental	3,275.00	All Other		Balance January 1, 1975	32,800.33
Welfare-Public Assistance	2,175.00			Transfer From Taxes	48,406.90
Hospitals, Clinics, First Aid		CAPITAL DEBT AUTHORIZED, DECEMBER 31, 1975		Redeemed in 1975	28,499.01
Animal, Insect, & Rodent Control		ISSUED AND UNISSUED		Cancelled, Abated or Adjusted (1975)	5,443.72
Other Welfare Services		School	6,309,658	Transfers to Foreclosed Property	
RECREATION and CONSERVATION		Self-Liquidating		Balance December 31, 1975	47,264.50
Beaches and Boardwalks		Other	1,597,883	PROPERTY ACQUIRED BY DEED OR	
Parks, Playgrounds, Shade Trees	5,000.00	Total	7,907,541	FORECLOSURE	
Land Reclamation & Conservation	1,420.00			Balance January 1, 1975	57,075.00
Other Recreational Services	42,175.00	ISSUED AND OUTSTANDING		Transfers From Taxes or Liens	
EDUCATION (excluding schools)		School	6,309,658.00	Sale for Cash (1975)	
Libraries	46,800.00	Self-Liquidating		Cancelled, Abated or Adjusted (1975)	
Other Educational Services		Other	1,293,953.00	Balance December 31, 1975	57,075.00
STATUTORY EXPENDITURES		Total	7,603,611.00	CURRENT FINANCES DECEMBER 31, 1975	
Pensions & F. I. C. A.	120,000.00	EQUALIZED VALUATION BASIS		ASSETS	
Employee Fringe Benefits	33,400.00	FOR NET DEBT COMPUTATION	171,819,801.33	Cash Dec. 31, 1975	3,493,210.63
Other Statutory Expenditures		REAL PROPERTY VALUATIONS		Taxes Receivable	329,626.91
CETA And Other Public Employment Programs	73,771.32	Code Class # of Parcels % VAL'N		Tax Title Liens	47,264.50
MUNICIPAL FUNCTIONS TOTAL	1,987,393.32	1 Vacant Land 804 8.18	11,335,850.00	Foreclosed Property	57,075.00
CAPITAL IMPROVEMENTS *MEMO*	36,250.00	2 Residential 3455 64.62	89,566,530.00	Emergencies & Other Deferred Charges	25,000.00
DEBT SERVICE		3 Farm 290 2.96	4,101,705.00	State and Federal Aid Receivable	17,196.95
Principal Payments	47,400.00	4a Commercial 118 11.50	15,938,150.00	Other Receivables	16,051.28
Interest Payments	71,850.00	4b Industrial 36 8.38	11,613,950.00	Total	3,985,425.27
		4c Apartments 6 4.36	6,041,400.00	LIABILITIES, RESERVES, AND SURPLUS	
DEFERRED CHARGES		Total 4709	138,597,585.00	Cash Liabilities	2,438,962.25
SCHOOL, COUNTY, SPECIAL DISTRICT TAXES	5,645,599.79	Land Area 22.15 Sq. Miles		Reserves for Receivables	450,017.69
RESERVE FOR UNCOLLECTED TAXES	543,963.00	Net Valuation Taxable-Municipal	140,306,102.00	Surplus Dec. 31, 1975	1,096,445.33
EXPENDITURES TOTAL	8,296,206.11	Net Valuation Taxable-County	192,409,679.00	Total	3,985,425.27
		State Equalized Valuation	199,422,670.00		
		State Equalization Ratio	70.10		

1427

Population 1970 **10,535**
 Population 1975 **13,755**
 S & P Rating **BBB+**
 Moody Rating **A**

General Tax Rate Per \$100. **4.44**
 State Equalized Tax Rate **3.69**

MOUNT OLIVE TOWNSHIP — MORRIS COUNTY

Form of Government:

Mayor-Council Plan E (OMCL50)

Number of Members on Governing Body 5

PER CAPITA:

Gross Debt **828.10**
 Net Debt **267.72**
 Debt Service
 Total Tax Levy **618.40**
 Municipal Expenditures **187.03**

PER CENT:

Gross Debt **6.03**
 Net Debt **1.95**
 Tax Levy Collected **92.39**
 Tax Levy Cancelled, Abated
 or Adjusted **.21**

EXPENDITURES		REVENUES-REALIZED		1975 PROPERTY TAX	
GENERAL GOVERNMENT				STATE EQUALIZED TAX RATE 2.00	
Governing Body & Public Boards	34,840.00	1975 Property Taxes Collected		Local District School Taxes	4,433,622.59
Municipal Clerk	18,461.00	7,870,582.48		Regional & Consolidated School Tax	1,839,776.03
Financial Administration	27,892.00	1975 Payments in Lieu of Taxes		School Taxes in Municipal Budget	
Assessment of Taxes	29,466.00	Delinquent Tax & Lien Collections		County Taxes	891,015.96
Collection of Taxes	30,691.00	Business Personalty Replacement Taxes		County Library Taxes	53,637.79
Planning, Housing & Development	50,080.00	Taxes from Public Utilities		Local Municipal Purpose Taxes	892,131.75
Human Resources	2,250.00	Other Miscellaneous Tax Revenues		Veteran & Senior Citizen Taxes	49,440.00
Elections	3,400.00	State Aid Revenues		Total Taxes for Rate Computation	8,159,624.12
General Administration (other)	217,447.00	Federal Aid Revenues		Special District Taxes	198,507.79
JUDICIARY		State and Local Fiscal Assistance Act Utilized		Bank Stock Taxes	4,302.93
Municipal Courts	22,023.00	Sale of Acquired Property		Added and Omitted Taxes	193,135.70
PUBLIC SAFETY		Other Miscellaneous Revenues		Total Taxes Levied - ABSTRACT	8,506,130.54
Fire Protection	52,463.00	239,140.06		Total Taxes Billed	8,519,194.84
Police Protection	403,251.00	Prior Years Surplus Appropriated		1975 TAXES COLLECTED	7,870,582.48
Civil Defense & Disaster Control	4,131.00	REVENUES TOTAL		1975 Taxes Cancelled, Abated or Adjusted	18,078.71
Environmental Inspection & Control	34,360.00	Reserve For Uncollected Taxes		Transfer to Tax Title Liens or Foreclosed	175,997.96
Other Public Safety		CAPITAL OUTLAY TOTAL		Balance Outstanding Dec. 31, 1975	454,535.69
PUBLIC WORKS		94,368.83		PRIOR YEARS TAXES OUTSTANDING	
Streets and Drainage	344,065.91	Public Enterprises		Balance January 1, 1975	493,771.64
Sewers and Sewage Processing	16,500.00	Recreation—Culture		Collected in 1975	378,818.68
Garbage and Trash Disposal	8,000.00	Public Works		Cancelled, Abated or Adjusted 1975	
Public Buildings and Grounds	41,975.00	Buildings and Grounds		Transfers to Tax Title Liens or Foreclosed	87,791.08
Other Public Works	92,206.00	Library and Education		Balance December 31, 1975	27,161.88
HEALTH and WELFARE		Conservation		TAX TITLE LIENS OUTSTANDING	
Health Services Except Environmental	53,418.00	All Other		Balance January 1, 1975	279,771.01
Welfare-Public Assistance	5,162.00	CAPITAL DEBT AUTHORIZED, DECEMBER 31, 1975		Transfer From Taxes	265,520.61
Hospitals, Clinics, First Aid	2,000.00	ISSUED AND UNISSUED GROSS DEBT NET DEBT		Redeemed in 1975	52,000.67
Animal, Insect, & Rodent Control	8,091.00	School 8,417,070 708,960		Cancelled, Abated or Adjusted (1975)	7,608.07
Other Welfare Services		Self-liquidating 2,973,500 2,973,500		Transfers to Foreclosed Property	87,870.11
RECREATION and CONSERVATION		Other		Balance December 31, 1975	397,812.77
Beaches and Boardwalks	6,238.00	Total 11,390,570 3,682,460		PROPERTY ACQUIRED BY DEED OR	
Parks, Playgrounds, Shade Trees	9,000.00	ISSUED AND OUTSTANDING		FORECLOSURE	
Land Reclamation & Conservation	200.00	School 8,417,070.00		Balance January 1, 1975	195,317.30
Other Recreational Services	96,305.00	Self-liquidating 2,973,500.00		Transfers From Taxes or Liens	99,982.70
EDUCATION (excluding schools)		Other		Sale for Cash (1975)	
Libraries	27,815.00	Total 11,390,570.00		Cancelled, Abated or Adjusted (1975)	
Other Educational Services		EQUALIZED VALUATION BASIS		Balance December 31, 1975	295,300.00
STATUTORY EXPENDITURES		FOR NET DEBT COMPUTATION 188,968,003.00		CURRENT FINANCES DECEMBER 31, 1975	
Pensions & F. I. C. A.	73,036.00	REAL PROPERTY VALUATIONS		ASSETS	
Employee Fringe Benefits	45,501.00	Code Class # of Parcels % VAL'N		Cash Dec. 31, 1975	976,309.04
Other Statutory Expenditures		1 Vacant Land 1324 13.86		Taxes Receivable	481,697.57
CETA And Other Public Employment Programs	34,885.00	2 Residential 3659 66.55		Tax Title Liens	397,812.77
MUNICIPAL FUNCTIONS TOTAL	1,795,154.91	3 Farm 101 1.30		Foreclosed Property	295,300.00
CAPITAL IMPROVEMENTS *MEMO*		4a Commercial 137 6.61		Emergencies & Other Deferred Charges	13,735.50
DEBT SERVICE		4b Industrial 20 1.52		State and Federal Aid Receivable	40,168.51
Principal Payments		4c Apartments 6 10.16		Other Receivables	13,339.41
Interest Payments		Total 5247 182,418,400.00		Total	2,218,362.80
DEFERRED CHARGES	45,443.50	Land Area 30.06 Sq. Miles		LIABILITIES, RESERVES, AND SURPLUS	
SCHOOL, COUNTY, SPECIAL DISTRICT TAXES	7,416,560.16	Net Valuation Taxable-Municipal		Cash Liabilities	330,070.85
RESERVE FOR UNCOLLECTED TAXES	731,945.49	Net Valuation Taxable-County		Reserves for Receivables	1,188,149.75
EXPENDITURES TOTAL	9,989,104.06	State Equalized Valuation		Surplus Dec. 31, 1975	700,142.20
		State Equalization Ratio		Total	2,218,362.80
		83.22			

1425

Population 1970 4,750
 Population 1975 4,790
 S & P Rating AA
 Moody Rating AA

General Tax Rate Per \$100. 7.26
 State Equalized Tax Rate 4.28

MOUNTAIN LAKES BOROUGH — MORRIS CO.

Form of Government:
 Council-Manager Plan E (OMCL50)
 Number of Members on Governing Body 7

PER CAPITA:
 Gross Debt 2,103.55
 Net Debt 1,656.58
 Debt Service 10.41
 Total Tax Levy 736.81
 Municipal Expenditures 215.66

PER CENT:
 Gross Debt 13.46
 Net Debt 10.60
 Tax Levy Collected 97.40
 Tax Levy Cancelled, Abated or Adjusted

EXPENDITURES		REVENUES-REALIZED		1975 PROPERTY TAX	
GENERAL GOVERNMENT		1975 Property Taxes Collected		STATE EQUALIZED TAX RATE	
Governing Body & Public Boards		3,439,195.39		Local District School Taxes 3.22	
Municipal Clerk				Regional & Consolidated School Tax	
Financial Administration	4,300.00	1975 Payments in Lieu of Taxes		School Taxes in Municipal Budget	
Assessment of Taxes	4,550.00	Delinquent Tax & Lien Collections		County Taxes .41	
Collection of Taxes	5,994.18	Business Personalty Replacement Taxes		County Library Taxes .02	
Planning, Housing & Development	3,360.00	Taxes from Public Utilities		Local Municipal Purpose Taxes .60	
Human Resources	50.00	Other Miscellaneous Tax Revenues		Veteran & Senior Citizen Taxes .02	
Elections		State Aid Revenues		Total Taxes for Rate Computation 4.27	
General Administration (other)	107,050.85	Federal Aid Revenues		Special District Taxes	
JUDICIARY		State and Local Fiscal Assistance Act Utilized		Bank Stock Taxes	
Municipal Courts	8,820.00	Sale of Acquired Property		Added and Omitted Taxes	
PUBLIC SAFETY		Other Miscellaneous Revenues		Total Taxes Levied - ABSTRACT	
Fire Protection	20,925.00	Total		Total Taxes Billed	
Police Protection	215,945.00	Prior Years Surplus Appropriated		1975 TAXES COLLECTED	
Civil Defense & Disaster Control	8,400.00	REVENUES TOTAL		1975 Taxes Cancelled, Abated or Adjusted	
Environmental Inspection & Control	3,914.00	Reserve For Uncollected Taxes		Transfer to Tax Title Liens or Foreclosed	
Other Public Safety	41,121.41	CAPITAL OUTLAY TOTAL		Balance Outstanding Dec. 31, 1975	
PUBLIC WORKS		Public Enterprises		PRIOR YEARS TAXES OUTSTANDING	
Streets and Drainage	145,652.91	Recreation—Culture		Balance January 1, 1975	
Sewers and Sewage Processing		Public Works		Collected in 1975	
Garbage and Trash Disposal		Buildings and Grounds		Cancelled, Abated or Adjusted 1975	
Public Buildings and Grounds	22,600.00	Library and Education		Transfers to Tax Title Liens or Foreclosed	
Other Public Works		Conservation		Balance December 31, 1975	
HEALTH and WELFARE		All Other		TAX TITLE LIENS OUTSTANDING	
Health Services Except Environmental	6,500.00	CAPITAL DEBT AUTHORIZED, DECEMBER 31, 1975		Balance January 1, 1975	
Welfare-Public Assistance		ISSUED AND UNISSUED GROSS DEBT NET DEBT		Transfer From Taxes	
Hospitals, Clinics, First Aid		School 2,141,000		Redeemed in 1975	
Animal, Insect, & Rodent Control	1,700.00	Self-liquidating 150,000		Cancelled, Abated or Adjusted (1975)	
Other Welfare Services		Other 7,785,025		Transfers to Foreclosed Property	
RECREATION and CONSERVATION		Total 10,076,025		Balance December 31, 1975	
Beaches and Boardwalks	48,044.53	ISSUED AND OUTSTANDING		PROPERTY ACQUIRED BY DEED OR	
Parks, Playgrounds, Shade Trees	1,015.00	School 2,141,000.00		FORECLOSURE	
Land Reclamation & Conservation	13,160.00	Self-Liquidating 150,000.00		Balance January 1, 1975	
Other Recreational Services		Other 238,175.00		Transfers From Taxes or Liens	
EDUCATION (excluding schools)		Total 2,529,175.00		Sale for Cash (1975)	
Libraries	20,530.00	EQUALIZED VALUATION BASIS		Cancelled, Abated or Adjusted (1975)	
Other Educational Services	200.00	FOR NET DEBT COMPUTATION		Balance December 31, 1975	
STATUTORY EXPENDITURES		REAL PROPERTY VALUATIONS		CURRENT FINANCES DECEMBER 31, 1975	
Pensions & F. I. C. A.	51,233.56	Code Class # of Parcels % VAL'N ASSESSED VALUATION		ASSETS	
Employee Fringe Benefits	16,212.98	1 Vacant Land 89 2.51 1,197,900.00		Cash Dec. 31, 1975	
Other Statutory Expenditures		2 Residential 1123 89.75 42,785,400.00		Taxes Receivable	
CETA And Other Public Employment Programs	13,570.00	3 Farm 2 .05 23,100.00		Tax Title Liens	
MUNICIPAL FUNCTIONS TOTAL	764,849.42	4a Commercial 37 6.71 3,199,600.00		Foreclosed Property	
CAPITAL IMPROVEMENTS * MEMO *	19,000.00	4b Industrial 5 .98 467,300.00		Emergencies & Other Deferred Charges	
DEBT SERVICE		4c Apartments		State and Federal Aid Receivable	
Principal Payments	33,650.00	Total 1256 47,673,300.00		Other Receivables	
Interest Payments	16,210.00	Land Area 2.90 Sq. Miles		Total	
DEFERRED CHARGES	7,270.54	Net Valuation Taxable-Municipal		LIABILITIES, RESERVES, AND SURPLUS	
SCHOOL, COUNTY, SPECIAL DISTRICT TAXES	2,999,595.01	Net Valuation Taxable-County		Cash Liabilities	
RESERVE FOR UNCOLLECTED TAXES	211,029.84	State Equalized Valuation		Reserves for Receivables	
EXPENDITURES TOTAL	4,032,604.81	State Equalization Ratio 59.02		Surplus Dec. 31, 1975	
				Total	

2010

Population 1970 **7,525**
Population 1975 **7,500**
S & P Rating
Moody Rating **A**

General Tax Rate Per \$100. **2.85**
State Equalized Tax Rate **2.43**

MOUNTAINSIDE BOROUGH — UNION COUNTY

Form of Government:
Borough Council
Number of Members on Governing Body 6

PER CAPITA:
Gross Debt **481.02**
Net Debt **179.33**
Debt Service **14.18**
Total Tax Levy **612.04**
Municipal Expenditures **201.68**
PER CENT:
Gross Debt **2.08**
Net Debt **.78**
Tax Levy Collected **97.71**
Tax Levy Cancelled, Abated or Adjusted **.18**

EXPENDITURES		REVENUES-REALIZED		1975 PROPERTY TAX	
GENERAL GOVERNMENT				STATE EQUALIZED TAX RATE —→	
Governing Body & Public Boards		1975 Property Taxes Collected	4,494,107.04	Local District School Taxes	.89 1,679,624.50
Municipal Clerk		1975 Payments in Lieu of Taxes		Regional & Consolidated School Tax	.76 1,439,855.85
Financial Administration	5,500.00	Delinquent Tax & Lien Collections	119,534.72	School Taxes in Municipal Budget	
Assessment of Taxes	41,720.00	Business Personalty Replacement Taxes	212,476.53	County Taxes	.46 872,490.22
Collection of Taxes	8,597.00	Taxes from Public Utilities	262,564.69	County Library Taxes	
Planning, Housing & Development	6,000.00	Other Miscellaneous Tax Revenues	1,262.00	Local Municipal Purpose Taxes	.30 560,809.38
Human Resources	1,520.00	State Aid Revenues	3,790.40	Veteran & Senior Citizen Taxes	.03 48,210.00
Elections	1,627.00	Federal Aid Revenues		Total Taxes for Rate Computation	2.44 4,600,989.95
General Administration (other)	117,289.00	State and Local Fiscal Assistance Act Utilized	42,502.63	Special District Taxes	
JUDICIARY		Sale of Acquired Property		Bank Stock Taxes	3,905.23
Municipal Courts	14,300.00	Other Miscellaneous Revenues	179,327.01	Added and Omitted Taxes	33,642.92
PUBLIC SAFETY		Total	5,315,565.02	Total Taxes Levied - ABSTRACT	4,590,328.10
Fire Protection	118,300.00	Prior Years Surplus Appropriated	300,000.00	Total Taxes Billed	4,599,338.54
Police Protection	429,000.00	REVENUES TOTAL	5,615,565.02	1975 TAXES COLLECTED	4,494,107.04
Civil Defense & Disaster Control		Reserve For Uncollected Taxes	199,578.41	1975 Taxes Cancelled, Abated or Adjusted	8,494.05
Environmental Inspection & Control	10,045.00	CAPITAL OUTLAY TOTAL	149,848.84	Transfer to Tax Title Liens or Foreclosed	441.75
Other Public Safety		Public Enterprises		Balance Outstanding Dec. 31, 1975	96,295.50
PUBLIC WORKS		Recreation—Culture	4,645.85	PRIOR YEARS TAXES OUTSTANDING	
Streets and Drainage	104,425.00	Public Works	56,389.87	Balance January 1, 1975	121,857.65
Sewers and Sewage Processing	102,300.00	Buildings and Grounds	88,813.12	Collected in 1975	119,534.72
Garbage and Trash Disposal		Library and Education		Cancelled, Abated or Adjusted 1975	
Public Buildings and Grounds	8,500.00	Conservation		Transfers to Tax Title Liens or Foreclosed	
Other Public Works		All Other		Balance December 31, 1975	2,322.93
HEALTH and WELFARE				TAX TITLE LIENS OUTSTANDING	
Health Services Except Environmental	12,700.00			Balance January 1, 1975	1,873.35
Welfare-Public Assistance	2,294.30			Transfer From Taxes	441.75
Hospitals, Clinics, First Aid	3,500.00			Redeemed in 1975	
Animal, Insect, & Rodent Control				Cancelled, Abated or Adjusted (1975)	
Other Welfare Services				Transfers to Foreclosed Property	
RECREATION and CONSERVATION				Balance December 31, 1975	2,315.10
Beaches and Boardwalks				PROPERTY ACQUIRED BY DEED OR FORECLOSURE	
Parks, Playgrounds, Shade Trees	8,925.00			Balance January 1, 1975	4,025.00
Land Reclamation & Conservation				Transfers From Taxes or Liens	
Other Recreational Services	28,830.00			Sale for Cash (1975)	
EDUCATION (excluding schools)				Cancelled, Abated or Adjusted (1975)	
Libraries	92,000.00			Balance December 31, 1975	4,025.00
Other Educational Services				CURRENT FINANCES DECEMBER 31, 1975	
STATUTORY EXPENDITURES				ASSETS	
Pensions & F. I. C. A.	61,165.00			Cash Dec. 31, 1975	475,922.06
Employee Fringe Benefits	21,150.00			Taxes Receivable	98,618.43
Other Statutory Expenditures				Tax Title Liens	2,315.10
CETA And Other Public Employment Programs				Foreclosed Property	4,025.00
MUNICIPAL FUNCTIONS TOTAL	1,199,687.30			Emergencies & Other Deferred Charges	25,521.00
CAPITAL IMPROVEMENTS *MEMO*	20,000.00			State and Federal Aid Receivable	2,139.75
DEBT SERVICE				Other Receivables	37,425.05
Principal Payments	50,000.00			Total	645,966.39
Interest Payments	56,354.00			LIABILITIES, RESERVES, AND SURPLUS	
DEFERRED CHARGES	7,000.00			Cash Liabilities	122,107.46
SCHOOL, COUNTY, SPECIAL DISTRICT TAXES	3,991,970.57			Reserves for Receivables	142,383.58
RESERVE FOR UNCOLLECTED TAXES	199,578.41			Surplus Dec. 31, 1975	381,475.35
EXPENDITURES TOTAL	5,504,590.28			Total	645,966.39

0117

Population 1970 3,395
 Population 1975 3,555
 S & P Rating
 Moody Rating

General Tax Rate Per \$100. 5.55
 State Equalized Tax Rate 3.48

MULLICA TOWNSHIP -- ATLANTIC COUNTY

Form of Government:
 Township Committee
 Number of Members on Governing Body 5

PER CAPITA: 212.67
 Gross Debt 31.58
 Net Debt 7.80
 Debt Service 372.64
 Total Tax Levy 193.94
 Municipal Expenditures

PER CENT: 2.32
 Gross Debt .34
 Net Debt 86.99
 Tax Levy Collected
 Tax Levy Cancelled, Abated or Adjusted

EXPENDITURES		REVENUES-REALIZED		1975 PROPERTY TAX	
GENERAL GOVERNMENT				STATE EQUALIZED TAX RATE	
Governing Body & Public Boards		1975 Property Taxes Collected	1,166,269.45	Local District School Taxes .99	377,515.42
Municipal Clerk		1975 Payments in Lieu of Taxes		Regional & Consolidated School Tax .96	366,447.69
Financial Administration	5,630.00	Delinquent Tax & Lien Collections	137,273.97	School Taxes in Municipal Budget	
Assessment of Taxes	11,500.00	Business Personalty Replacement Taxes	26,968.77	County Taxes .81	307,502.59
Collection of Taxes	20,214.70	Taxes from Public Utilities	109,511.05	County Library Taxes .01	4,823.16
Planning, Housing & Development	4,200.00	Other Miscellaneous Tax Revenues		Local Municipal Purpose Taxes .63	241,964.64
Human Resources		State Aid Revenues	2,594.00	Veteran & Senior Citizen Taxes .08	28,970.00
Elections		Federal Aid Revenues	21,989.44	Total Taxes for Rate Computation 3.48	1,327,223.50
General Administration (other)	62,731.69	State and Local Fiscal Assistance Act Utilized	67,717.27	Special District Taxes	
JUDICIARY		Sale of Acquired Property		Bank Stock Taxes	516.10
Municipal Courts	25,680.00	Other Miscellaneous Revenues	57,674.47	Added and Omitted Taxes	25,965.92
PUBLIC SAFETY		Total	1,589,998.42	Total Taxes Levied - ABSTRACT	1,324,735.52
Fire Protection	28,000.00	Prior Years Surplus Appropriated	70,000.00	Total Taxes Billed	1,340,655.52
Police Protection	103,772.73	REVENUES TOTAL	1,659,998.42	1975 TAXES COLLECTED	1,166,269.45
Civil Defense & Disaster Control	2,075.00	Reserve For Uncollected Taxes	149,358.50	1975 Taxes Cancelled, Abated or Adjusted	
Environmental Inspection & Control	5,100.00			Transfer to Tax Title Liens or Foreclosed Balance Outstanding Dec. 31, 1975	174,386.07
Other Public Safety		CAPITAL OUTLAY TOTAL		PRIOR YEARS TAXES OUTSTANDING	
PUBLIC WORKS				Balance January 1, 1975	142,734.84
Streets and Drainage	115,164.71	Public Enterprises		Collected in 1975	91,153.40
Sewers and Sewage Processing		Recreation—Culture		Cancelled, Abated or Adjusted 1975	
Garbage and Trash Disposal	2,471.80	Public Works		Transfers to Tax Title Liens or Foreclosed	35,641.98
Public Buildings and Grounds	16,060.00	Buildings and Grounds		Balance December 31, 1975	15,939.46
Other Public Works		Library and Education		TAX TITLE LIENS OUTSTANDING	
HEALTH and WELFARE		Conservation		Balance January 1, 1975	10,478.59
Health Services Except Environmental	6,050.00	All Other		Transfer From Taxes	35,641.98
Welfare-Public Assistance	3,750.00			Redeemed in 1975	46,120.57
Hospitals, Clinics, First Aid	750.00	CAPITAL DEBT AUTHORIZED, DECEMBER 31, 1975		Cancelled, Abated or Adjusted (1975)	
Animal, Insect, & Rodent Control	5,280.00	ISSUED AND UNISSUED		Transfers to Foreclosed Property	
Other Welfare Services		School	643,801	Balance December 31, 1975	
RECREATION and CONSERVATION		Self-liquidating		PROPERTY ACQUIRED BY DEED OR FORECLOSURE	
Beaches and Boardwalks		Other	112,250	Balance January 1, 1975	37,848.00
Parks, Playgrounds, Shade Trees	2,800.00	Total	756,051	Transfers From Taxes or Liens	
Land Reclamation & Conservation				Sale for Cash (1975)	
Other Recreational Services		ISSUED AND OUTSTANDING		Cancelled, Abated or Adjusted (1975)	
EDUCATION (excluding schools)		School	643,801.00	Balance December 31, 1975	37,848.00
Libraries		Self-Liquidating		CURRENT FINANCES DECEMBER 31, 1975	
Other Educational Services		Other	112,000.00	ASSETS	
STATUTORY EXPENDITURES		Total	755,801.00	Cash Dec. 31, 1975	210,735.73
Pensions & F. I. C. A.	23,225.00	EQUALIZED VALUATION BASIS		Taxes Receivable	190,325.53
Employee Fringe Benefits	11,900.00	FOR NET DEBT COMPUTATION	32,605,524.33	Tax Title Liens	
Other Statutory Expenditures		REAL PROPERTY VALUATIONS		Foreclosed Property	37,848.00
CETA And Other Public Employment Programs	42,629.78	Code Class # of Parcels % VAL'N	ASSESSED VALUATION	Emergencies & Other Deferred Charges	8,380.40
MUNICIPAL FUNCTIONS TOTAL	498,985.41	1 Vacant Land 2118 23.09	5,383,050.00	State and Federal Aid Receivable	10,378.56
CAPITAL IMPROVEMENTS *MEMO*		2 Residential 1402 64.41	15,016,800.00	Other Receivables	2,242.63
DEBT SERVICE		3 Farm 61 3.93	916,850.00	Total	459,910.85
Principal Payments	20,000.00	4a Commercial 91 8.16	1,902,250.00	LIABILITIES, RESERVES, AND SURPLUS	
Interest Payments	7,722.00	4b Industrial 1 .41	94,850.00	Cash Liabilities	98,944.18
DEFERRED CHARGES		4c Apartments		Reserves for Receivables	230,416.16
SCHOOL, COUNTY, SPECIAL DISTRICT TAXES	13,374.71	Total	23,313,800.00	Surplus Dec. 31, 1975	130,550.51
SCHOOL, COUNTY, SPECIAL DISTRICT TAXES	1,056,288.86	Land Area 56.50 Sq. Miles		Total	459,910.85
RESERVE FOR UNCOLLECTED TAXES	149,358.50	Net Valuation Taxable-Municipal	23,918,706.00		
EXPENDITURES TOTAL	1,745,729.48	Net Valuation Taxable-County	35,786,999.00		
		State Equalized Valuation	37,770,302.00		
		State Equalization Ratio	62.73		

0812

Population 1970 **3,740**
 Population 1975 **3,870**
 S & P Rating
 Moody Rating

General Tax Rate Per \$100. **6.63**
 State Equalized Tax Rate **3.12**

NATIONAL PARK BOROUGH — GLOUCESTER COUNTY

Form of Government:
Borough Council
 Number of Members on Governing Body **6**

PER CAPITA:
 Gross Debt **136.16**
 Net Debt **2.26**
 Debt Service
 Total Tax Levy **169.98**
 Municipal Expenditures **86.83**

PER CENT:
 Gross Debt **2.77**
 Net Debt **.05**
 Tax Levy Collected **90.89**
 Tax Levy Cancelled, Abated or Adjusted **.02**

EXPENDITURES		REVENUES-REALIZED		1975 PROPERTY TAX	
GENERAL GOVERNMENT				STATE EQUALIZED TAX RATE 3.14	
Governing Body & Public Boards		1975 Property Taxes Collected	597,965.69	Local District School Taxes 1.10	238,358.00
Municipal Clerk		1975 Payments in Lieu of Taxes		Regional & Consolidated School Tax 1.39	300,208.08
Financial Administration	8,130.00	Delinquent Tax & Lien Collections	43,376.04	School Taxes in Municipal Budget	
Assessment of Taxes	5,385.00	Business Personalty Replacement Taxes	5,072.55	County Taxes	.53
Collection of Taxes	5,900.00	Taxes from Public Utilities	138,402.72	County Library Taxes	
Planning, Housing & Development	150.00	Other Miscellaneous Tax Revenues		Local Municipal Purpose Taxes	-1,619.84
Human Resources		State Aid Revenues	1,122.50	Veteran & Senior Citizen Taxes	.12
Elections	1,100.00	Federal Aid Revenues		Total Taxes for Rate Computation	3.14
General Administration (other)	39,990.00	State and Local Fiscal Assistance Act Utilized	47,172.42	Special District Taxes	
JUDICIARY		Sale of Acquired Property	2,000.00	Bank Stock Taxes	1,619.84
Municipal Courts		Other Miscellaneous Revenues	35,675.57	Added and Omitted Taxes	5,122.82
PUBLIC SAFETY		Total	871,397.49	Total Taxes Levied - ABSTRACT	657,823.33
Fire Protection	20,700.00	Prior Years Surplus Appropriated	96,527.54	Total Taxes Billed	657,890.93
Police Protection	47,938.00	REVENUES TOTAL	967,915.03	1975 TAXES COLLECTED	597,965.69
Civil Defense & Disaster Control	500.00	Reserve For Uncollected Taxes	78,100.00	1975 Taxes Cancelled, Abated or Adjusted	99.45
Environmental Inspection & Control	1,298.00	CAPITAL OUTLAY TOTAL	23,100.00	Transfer to Tax Title Liens or Foreclosed	684.59
Other Public Safety				Balance Outstanding Dec. 31, 1975	59,141.20
PUBLIC WORKS				PRIOR YEARS TAXES OUTSTANDING	
Streets and Drainage	74,702.42	Public Enterprises	9,350.00	Balance January 1, 1975	51,417.91
Sewers and Sewage Processing		Recreation—Culture		Collected in 1975	41,635.32
Garbage and Trash Disposal	17,175.00	Public Works	13,750.00	Cancelled, Abated or Adjusted 1975	110.05
Public Buildings and Grounds	12,200.00	Buildings and Grounds		Transfers to Tax Title Liens or Foreclosed	829.44
Other Public Works		Library and Education		Balance December 31, 1975	8,843.10
HEALTH and WELFARE		Conservation		TAX TITLE LIENS OUTSTANDING	
Health Services Except Environmental	1,499.00	All Other		Balance January 1, 1975	3,655.87
Welfare-Public Assistance	2,100.00	CAPITAL DEBT AUTHORIZED, DECEMBER 31, 1975		Transfer From Taxes	1,692.09
Hospitals, Clinics, First Aid		ISSUED AND UNISSUED GROSS DEBT		Redeemed in 1975	1,740.72
Animal, Insect, & Rodent Control	3,754.00	School	518,186	Cancelled, Abated or Adjusted (1975)	
Other Welfare Services		Self-Liquidating		Transfers to Foreclosed Property	
RECREATION and CONSERVATION		Other	8,750	Balance December 31, 1975	3,607.24
Beaches and Boardwalks		Total	526,936	PROPERTY ACQUIRED BY DEED OR FORECLOSURE	
Parks, Playgrounds, Shade Trees		ISSUED AND OUTSTANDING		Balance January 1, 1975	22,148.00
Land Reclamation & Conservation		School	518,186.00	Transfers From Taxes or Liens	
Other Recreational Services	6,258.00	Self-Liquidating		Sale for Cash (1975)	2,600.00
EDUCATION (excluding schools)		Other		Cancelled, Abated or Adjusted (1975)	
Libraries		Total	518,186.00	Balance December 31, 1975	19,548.00
Other Educational Services		EQUALIZED VALUATION BASIS		CURRENT FINANCES DECEMBER 31, 1975	
STATUTORY EXPENDITURES		FOR NET DEBT COMPUTATION	19,016,668.33	ASSETS	
Pensions & F. I. C. A.	9,150.00	REAL PROPERTY VALUATIONS		Cash Dec. 31, 1975	306,284.55
Employee Fringe Benefits		Code Class # of Parcels % VAL'N		Taxes Receivable	67,984.30
Other Statutory Expenditures		1 Vacant Land 180 1.93	195,850.00	Tax Title Liens	3,607.24
CETA And Other Public Employment Programs		2 Residential 980 92.09	9,349,200.00	Foreclosed Property	19,548.00
MUNICIPAL FUNCTIONS TOTAL	257,929.42	3 Farm		Emergencies & Other Deferred Charges	31,344.49
CAPITAL IMPROVEMENTS *MEMG*		4a Commercial 38 5.98	607,400.00	State and Federal Aid Receivable	66.23
DEBT SERVICE		4b Industrial		Other Receivables	268,824.59
Principal Payments		4c Apartments		Total	697,659.40
Interest Payments		Total 1198	10,152,450.00	LIABILITIES, RESERVES, AND SURPLUS	
DEFERRED CHARGES		Land Area 1.00 Sq. Miles		Cash Liabilities	69,166.44
SCHOOL, COUNTY, SPECIAL DISTRICT TAXES	652,700.51	Net Valuation Taxable-Municipal	10,216,739.00	Reserves for Receivables	359,964.13
RESERVE FOR UNCOLLECTED TAXES	78,100.00	Net Valuation Taxable-County	19,515,849.00	Surplus Dec. 31, 1975	268,528.83
EXPENDITURES TOTAL	988,729.93	State Equalized Valuation	21,573,717.00	Total	697,659.40
		State Equalization Ratio	47.20		

1334

Population 1970 27,905
 Population 1975 28,430
 S & P Rating BBB+
 Moody Rating A

General Tax Rate Per \$100. 5.08
 State Equalized Tax Rate 3.48

NEPTUNE TOWNSHIP — MONMOUTH COUNTY

Form of Government:
 Township Committee
 Number of Members on Governing Body 5

PER CAPITA: 445.39
 Gross Debt 216.52
 Net Debt 10.90
 Debt Service 362.34
 Total Tax Levy 227.13
 Municipal Expenditures

PER CENT: 1.85
 Gross Debt 2.36
 Net Debt 94.39
 Tax Levy Collected
 Tax Levy Cancelled, Abated or Adjusted

EXPENDITURES		REVENUES-REALIZED		1975 PROPERTY TAX	
GENERAL GOVERNMENT				STATE EQUALIZED TAX RATE	
Governing Body & Public Boards		1975 Property Taxes Collected	9,783,417.89	Local District School Taxes	2.13
Municipal Clerk		1975 Payments in Lieu of Taxes		Regional & Consolidated School Tax	
Financial Administration	90,386.00	Delinquent Tax & Lien Collections	349,533.41	School Taxes in Municipal Budget	
Assessment of Taxes	46,404.00	Business Personalty Replacement Taxes	188,477.77	County Taxes	.60
Collection of Taxes	51,707.00	Taxes from Public Utilities	579,282.81	County Library Taxes	
Planning, Housing & Development	31,308.30	Other Miscellaneous Tax Revenues		Local Municipal Purpose Taxes	.70
Human Resources	452,055.00	State Aid Revenues	432,623.74	Veteran & Senior Citizen Taxes	.06
Elections	6,350.00	Federal Aid Revenues	630,647.19	Total Taxes for Rate Computation	3.49
General Administration (other)	334,670.00	State and Local Fiscal Assistance Act Utilized	470,787.00	Special District Taxes	
JUDICIARY		Sale of Acquired Property		Bank Stock Taxes	15,920.15
Municipal Courts	51,648.00	Other Miscellaneous Revenues	605,782.28	Added and Omitted Taxes	59,129.24
PUBLIC SAFETY		Total	13,040,552.09	Total Taxes Levied - ABSTRACT	
Fire Protection		Prior Years Surplus Appropriated	1,250,000.00	Total Taxes Billed	10,301,428.78
Police Protection	1,072,614.20	REVENUES TOTAL	14,290,552.09	1975 TAXES COLLECTED	9,783,417.89
Civil Defense & Disaster Control	3,370.00	Reserve For Uncollected Taxes	579,000.00	1975 Taxes Cancelled, Abated or Adjusted	
Environmental Inspection & Control	106,881.00	CAPITAL OUTLAY TOTAL	162,618.40	Transfer to Tax Title Liens or Foreclosed	
Other Public Safety				Balance Outstanding Dec. 31, 1975	580,971.86
PUBLIC WORKS				PRIOR YEARS TAXES OUTSTANDING	
Streets and Drainage	689,181.00	Public Enterprises	128,295.83	Balance January 1, 1975	323,117.90
Sewers and Sewage Processing	41,054.00	Recreation—Culture		Collected in 1975	303,649.28
Garbage and Trash Disposal	400,307.00	Public Works	34,322.57	Cancelled, Abated or Adjusted 1975	
Public Buildings and Grounds	193,431.00	Buildings and Grounds		Transfers to Tax Title Liens or Foreclosed	
Other Public Works		Library and Education		Balance December 31, 1975	19,468.62
HEALTH and WELFARE		Conservation		TAX TITLE LIENS OUTSTANDING	
Health Services Except Environmental	87,818.00	All Other		Balance January 1, 1975	291,400.55
Welfare-Public Assistance	47,964.00	CAPITAL DEBT AUTHORIZED, DECEMBER 31, 1975		Transfer From Taxes	
Hospitals, Clinics, First Aid	2,500.00	ISSUED AND UNISSUED		Redeemed in 1975	45,884.13
Animal, Insect, & Rodent Control		School	2,936,000	Cancelled, Abated or Adjusted (1975)	
Other Welfare Services		Self-liquidating	5,121,300	Transfers to Foreclosed Property	
RECREATION and CONSERVATION		Other	4,605,193	Balance December 31, 1975	245,516.42
Beaches and Boardwalks		Total	12,662,493	PROPERTY ACQUIRED BY DEED OR	
Parks, Playgrounds, Shade Trees	121,350.00			FORECLOSURE	
Land Reclamation & Conservation	1,655.00	ISSUED AND OUTSTANDING		Balance January 1, 1975	1,122,200.00
Other Recreational Services	5,000.00	School	2,936,000.00	Transfers From Taxes or Liens	
EDUCATION (excluding schools)		Self-Liquidating	2,626,926.00	Sale for Cash (1975)	
Libraries	161,769.00	Other	3,680,000.00	Cancelled, Abated or Adjusted (1975)	
Other Educational Services	11,169.00	Total	9,242,926.00	Balance December 31, 1975	1,122,200.00
STATUTORY EXPENDITURES		EQUALIZED VALUATION BASIS		CURRENT FINANCES DECEMBER 31, 1975	
Pensions & F. I. C. A.	293,616.00	FOR NET DEBT COMPUTATION	260,852,813.67	ASSETS	
Employee Fringe Benefits	126,670.00	REAL PROPERTY VALUATIONS		Cash Dec. 31, 1975	2,903,548.62
Other Statutory Expenditures		Code Class # of Parcels % VAL'N	ASSESSED VALUATION	Taxes Receivable	600,440.48
CETA And Other Public Employment Programs	663,712.11	1 Vacant Land 837 2.89	5,668,000.00	Tax Title Liens	245,516.42
MUNICIPAL FUNCTIONS TOTAL	5,094,589.61	2 Residential 7272 67.80	132,742,600.00	Foreclosed Property	1,122,200.00
CAPITAL IMPROVEMENTS *MEMO*	25,000.00	3 Farm 9 .20	381,800.00	Emergencies & Other Deferred Charges	135,448.10
DEBT SERVICE		4a Commercial 792 23.26	45,534,800.00	State and Federal Aid Receivable	170,407.67
Principal Payments	95,000.00	4b Industrial 14 1.34	2,626,100.00	Other Receivables	826,433.60
Interest Payments	214,875.00	4c Apartments 98 4.51	8,839,200.00	Total	6,003,994.89
DEFERRED CHARGES	473,779.79	Total 9022	195,792,500.00	LIABILITIES, RESERVES, AND SURPLUS	
SCHOOL, COUNTY, SPECIAL DISTRICT TAXES	8,198,338.50	Land Area 8.00 Sq. Miles		Cash Liabilities	1,039,029.86
RESERVE FOR UNCOLLECTED TAXES	579,000.00	Net Valuation Taxable-Municipal	198,526,158.00	Reserves for Receivables	2,794,590.50
EXPENDITURES TOTAL	14,655,582.90	Net Valuation Taxable-County	275,115,683.00	Surplus Dec. 31, 1975	2,170,374.53
		State Equalized Valuation	288,447,922.00	Total	6,003,994.89
		State Equalization Ratio	68.53		

1335

Population 1970 **5,515**
 Population 1975 **5,645**
 S & P Rating
 Moody Rating

General Tax Rate Per \$100. **4.64**
 State Equalized Tax Rate **3.17**

NEPTUNE CITY BOROUGH — MONMOUTH CO.

Form of Government:

Borough Council

Number of Members on Governing Body 6

PER CAPITA:

Gross Debt **131.84**
 Net Debt **103.63**
 Debt Service **14.70**
 Total Tax Levy **334.91**
 Municipal Expenditures **170.90**

PER CENT:

Gross Debt **1.39**
 Net Debt **1.09**
 Tax Levy Collected **95.64**
 Tax Levy Cancelled, Abated or Adjusted **.21**

EXPENDITURES		REVENUES-REALIZED		1975 PROPERTY TAX	
GENERAL GOVERNMENT				STATE EQUALIZED TAX RATE 1.66	
Governing Body & Public Boards		1975 Property Taxes Collected	1,808,845.76	Local District School Taxes	995,155.98
Municipal Clerk		1975 Payments in Lieu of Taxes		Regional & Consolidated School Tax	
Financial Administration	8,900.00	Delinquent Tax & Lien Collections	67,990.82	School Taxes in Municipal Budget	
Assessment of Taxes	9,930.00	Business Personalty Replacement Taxes	49,368.91	County Taxes	.60 358,694.29
Collection of Taxes	20,325.00	Taxes from Public Utilities	104,956.37	County Library Taxes	.02 12,702.65
Planning, Housing & Development	2,480.00	Other Miscellaneous Tax Revenues	197.50	Local Municipal Purpose Taxes	.84 502,794.75
Human Resources		State Aid Revenues	1,953.50	Veteran & Senior Citizen Taxes	.06 35,930.00
Elections	1,300.00	Federal Aid Revenues	25,357.18	Total Taxes for Rate Computation	3.18 1,905,277.67
General Administration (other)	69,826.00	State and Local Fiscal Assistance Act Utilized	58,915.00	Special District Taxes	
JUDICIARY		Sale of Acquired Property		Bank Stock Taxes	2,330.82
Municipal Courts	15,750.00	Other Miscellaneous Revenues	58,414.13	Added and Omitted Taxes	18,876.92
PUBLIC SAFETY		Total	2,175,999.17	Total Taxes Levied - ABSTRACT	1,890,555.41
Fire Protection	16,085.00	Prior Years Surplus Appropriated	117,000.00	Total Taxes Billed	1,891,369.11
Police Protection	282,682.64	REVENUES TOTAL	2,292,999.17	1975 TAXES COLLECTED	1,808,845.76
Civil Defense & Disaster Control	200.00	Reserve For Uncollected Taxes	107,527.53	1975 Taxes Cancelled, Abated or Adjusted	4,030.26
Environmental Inspection & Control	2,650.00	CAPITAL OUTLAY TOTAL	6,200.00	Transfer to Tax Title Liens or Foreclosed	17,561.01
Other Public Safety		Public Enterprises	6,200.00	Balance Outstanding Dec. 31, 1975	60,932.08
PUBLIC WORKS		Recreation—Culture		PRIOR YEARS TAXES OUTSTANDING	
Streets and Drainage	106,700.00	Public Works		Balance January 1, 1975	60,671.98
Sewers and Sewage Processing		Buildings and Grounds		Collected in 1975	54,683.92
Garbage and Trash Disposal	81,687.34	Library and Education		Cancelled, Abated or Adjusted 1975	
Public Buildings and Grounds	16,000.00	Conservation		Transfers to Tax Title Liens or Foreclosed	5,988.06
Other Public Works		All Other		Balance December 31, 1975	
HEALTH and WELFARE		CAPITAL DEBT AUTHORIZED, DECEMBER 31, 1975		TAX TITLE LIENS OUTSTANDING	
Health Services Except Environmental	11,050.00	ISSUED AND UNISSUED		Balance January 1, 1975	29,913.07
Welfare-Public Assistance	8,600.00	School	89,000	Transfer From Taxes	24,012.78
Hospitals, Clinics, First Aid		Self-liquidating	70,250	Redeemed in 1975	13,306.90
Animal, Insect, & Rodent Control		Other	585,000	Cancelled, Abated or Adjusted (1975)	
Other Welfare Services		Total	744,250	Transfers to Foreclosed Property	
RECREATION and CONSERVATION		ISSUED AND OUTSTANDING		Balance December 31, 1975	40,618.95
Beaches and Boardwalks	6,500.00	School	89,000.00	PROPERTY ACQUIRED BY DEED OR	
Parks, Playgrounds, Shade Trees	500.00	Self-liquidating	59,000.00	FORECLOSURE	
Land Reclamation & Conservation	3,000.00	Other	501,250.00	Balance January 1, 1975	30,573.00
Other Recreational Services		Total	649,250.00	Transfers From Taxes or Liens	
EDUCATION (excluding schools)		EQUALIZED VALUATION BASIS		Sale for Cash (1975)	
Libraries	3,550.00	FOR NET DEBT COMPUTATION	53,583,690.33	Cancelled, Abated or Adjusted (1975)	
Other Educational Services		REAL PROPERTY VALUATIONS		Balance December 31, 1975	30,573.00
STATUTORY EXPENDITURES		Code Class # of Parcels % VAL'N		CURRENT FINANCES DECEMBER 31, 1975	
Pensions & F. I. C. A.	43,275.79			ASSETS	
Employee Fringe Benefits	15,500.00	1 Vacant Land 118 2.19	893,500.00	Cash Dec. 31, 1975	310,019.82
Other Statutory Expenditures		2 Residential 1214 51.78	21,109,850.00	Taxes Receivable	60,932.08
CETA And Other Public Employment Programs	32,271.80	3 Farm		Tax Title Liens	40,618.95
MUNICIPAL FUNCTIONS TOTAL	758,763.57	4a Commercial 96 24.05	9,804,800.00	Foreclosed Property	30,573.00
CAPITAL IMPROVEMENTS	5,000.00	4b Industrial 11 4.20	1,711,700.00	Emergencies & Other Deferred Charges	14,550.00
DEBT SERVICE		4c Apartments 10 17.78	7,250,500.00	State and Federal Aid Receivable	4,711.60
Principal Payments	50,000.00	Total 1449	40,770,350.00	Other Receivables	87,632.00
Interest Payments	33,000.00	Land Area .90 Sq. Miles		Total	549,047.45
DEFERRED CHARGES	15,440.00	Net Valuation Taxable-Municipal	41,086,495.00	LIABILITIES, RESERVES, AND SURPLUS	
SCHOOL, COUNTY, SPECIAL DISTRICT TAXES	1,366,552.92	Net Valuation Taxable-County	57,134,091.00	Cash Liabilities	104,979.85
RESERVE FOR UNCOLLECTED TAXES	107,527.53	State Equalized Valuation	59,929,220.00	Reserves for Receivables	219,756.03
EXPENDITURES TOTAL	2,331,284.02	State Equalization Ratio	68.40	Surplus Dec. 31, 1975	224,311.57
				Total	549,047.45

1428

Population 1970 2,865
 Population 1975 3,105
 S & P Rating
 Moody Rating BAA

General Tax Rate Per \$100. 6.01
 State Equalized Tax Rate 3.73

NETCONG BOROUGH — MORRIS COUNTY

Form of Government:

Borough Council

Number of Members on Governing Body 6

PER CAPITA:

Gross Debt 781.89
 Net Debt 77.37
 Debt Service 8.27
 Total Tax Levy 413.51
 Municipal Expenditures 136.22

PER CENT:

Gross Debt 8.24
 Net Debt .82
 Tax Levy Collected 95.42
 Tax Levy Cancelled, Abated or Adjusted .02

EXPENDITURES		REVENUES-REALIZED		1975 PROPERTY TAX	
GENERAL GOVERNMENT				STATE EQUALIZED TAX RATE	
Governing Body & Public Boards		1975 Property Taxes Collected	1,224,754.06	Local District School Taxes 1.40	483,414.50
Municipal Clerk		1975 Payments in Lieu of Taxes		Regional & Consolidated School Tax 1.55	534,726.83
Financial Administration	4,675.00	Delinquent Tax & Lien Collections	49,513.24	School Taxes in Municipal Budget	
Assessment of Taxes	2,204.00	Business Personality Replacement Taxes	41,071.75	County Taxes .45	155,615.74
Collection of Taxes	6,034.00	Taxes from Public Utilities	94,577.49	County Library Taxes .03	9,367.92
Planning, Housing & Development	4,375.00	Other Miscellaneous Tax Revenues		Local Municipal Purpose Taxes .24	83,620.70
Human Resources	232.33	State Aid Revenues	4,595.50	Veteran & Senior Citizen Taxes .05	18,460.00
Elections		Federal Aid Revenues	18,367.91	Total Taxes for Rate Computation 3.72	1,285,205.69
General Administration (other)	48,072.96	State and Local Fiscal Assistance Act Utilized	40,000.00	Special District Taxes	
JUDICIARY		Sale of Acquired Property		Bank Stock Taxes	4,035.00
Municipal Courts	6,458.89	Other Miscellaneous Revenues	44,543.65	Added and Omitted Taxes	13,177.95
PUBLIC SAFETY		Total	1,517,423.60	Total Taxes Levied - ABSTRACT	1,283,958.64
Fire Protection	4,650.00	Prior Years Surplus Appropriated	130,000.00	Total Taxes Billed	1,283,475.61
Police Protection	94,070.50	REVENUES TOTAL	1,647,423.60	1975 TAXES COLLECTED	1,224,754.06
Civil Defense & Disaster Control	300.00	Reserve For Uncollected Taxes	93,146.75	1975 Taxes Cancelled, Abated or Adjusted	240.00
Environmental Inspection & Control	3,000.00	CAPITAL OUTLAY TOTAL	4,408.28	Transfer to Tax Title Liens or Foreclosed	4,042.81
Other Public Safety				Balance Outstanding Dec. 31, 1975	54,438.74
PUBLIC WORKS				PRIOR YEARS TAXES OUTSTANDING	
Streets and Drainage	30,606.11	Public Enterprises		Balance January 1, 1975	46,447.31
Sewers and Sewage Processing		Recreation—Culture	3,372.99	Collected in 1975	45,039.71
Garbage and Trash Disposal	22,733.00	Public Works	1,035.29	Cancelled, Abated or Adjusted 1975	411.41
Public Buildings and Grounds	11,750.00	Buildings and Grounds		Transfers to Tax Title Liens or Foreclosed	824.37
Other Public Works		Library and Education		Balance December 31, 1975	171.82
HEALTH and WELFARE		Conservation		TAX TITLE LIENS OUTSTANDING	
Health Services Except Environmental	8,450.00	All Other		Balance January 1, 1975	4,938.08
Welfare-Public Assistance	2,000.00	CAPITAL DEBT AUTHORIZED, DECEMBER 31, 1975		Transfer From Taxes	2,417.69
Hospitals, Clinics, First Aid		ISSUED AND UNISSUED		Redeemed in 1975	4,473.53
Animal, Insect, & Rodent Control	900.00	School	1,122,473	Cancelled, Abated or Adjusted (1975)	
Other Welfare Services		Self-liquidating	1,063,245	Transfers to Foreclosed Property	
RECREATION and CONSERVATION		Other	242,042	Balance December 31, 1975	2,882.24
Beaches and Boardwalks		Total	2,427,760	PROPERTY ACQUIRED BY DEED OR FORECLOSURE	
Parks, Playgrounds, Shade Trees				Balance January 1, 1975	42,500.00
Land Reclamation & Conservation				Transfers From Taxes or Liens	2,554.25
Other Recreational Services	6,603.40			Sale for Cash (1975)	
EDUCATION (excluding schools)				Cancelled, Abated or Adjusted (1975)	2,554.25
Libraries	1,200.00	ISSUED AND OUTSTANDING		Balance December 31, 1975	42,500.00
Other Educational Services		School	1,122,473.00	CURRENT FINANCES DECEMBER 31, 1975	
STATUTORY EXPENDITURES		Self-Liquidating	1,063,245.00	ASSETS	
Pensions & F. I. C. A.	13,360.00	Other	214,500.00	Cash Dec. 31, 1975	219,714.69
Employee Fringe Benefits	3,896.55	Total	2,400,218.00	Taxes Receivable	54,610.56
Other Statutory Expenditures		EQUALIZED VALUATION BASIS		Tax Title Liens	2,882.24
CETA And Other Public Employment Programs	17,747.00	FOR NET DEBT COMPUTATION	29,454,536.00	Foreclosed Property	42,500.00
MUNICIPAL FUNCTIONS TOTAL	293,318.74	REAL PROPERTY VALUATIONS		Emergencies & Other Deferred Charges	8,419.00
CAPITAL IMPROVEMENTS *MEMO*	20,000.00	Code Class # of Parcels % VAL'N	ASSESSED VALUATION	State and Federal Aid Receivable	11,955.50
DEBT SERVICE		1 Vacant Land 72 2.48	516,260.00	Other Receivables	8,103.75
Principal Payments	13,000.00	2 Residential 718 75.51	15,732,870.00	Total	348,185.74
Interest Payments	12,680.00	3 Farm		LIABILITIES, RESERVES, AND SURPLUS	
DEFERRED CHARGES	10,825.29	4a Commercial 75 15.82	3,295,860.00	Cash Liabilities	85,067.88
SCHOOL, COUNTY, SPECIAL DISTRICT TAXES	1,183,124.99	4b Industrial 7 6.19	1,290,300.00	Reserves for Receivables	108,096.55
RESERVE FOR UNCOLLECTED TAXES	93,146.75	4c Apartments		Surplus Dec. 31, 1975	155,021.31
EXPENDITURES TOTAL	1,606,095.77	Total 872	20,835,290.00	Total	348,185.74
		Land Area .90 Sq. Miles			
		Net Valuation Taxable-Municipal	21,391,339.00		
		Net Valuation Taxable-County	37,719,393.00		
		State Equalized Valuation	34,126,282.00		
		State Equalization Ratio	62.13		

1214

Population 1970 **41,990**
 Population 1975 **42,785**
 S & P Rating **AA**
 Moody Rating **A-1**

General Tax Rate Per \$100. **4.44**
 State Equalized Tax Rate **4.15**

NEW BRUNSWICK CITY — MIDDLESEX COUNTY
Form of Government:
Mayor-Council Plan E (OMCL50)
Number of Members on Governing Body 5

PER CAPITA:
 Gross Debt **409.55**
 Net Debt **78.09**
 Debt Service **13.76**
 Total Tax Levy **347.45**
 Municipal Expenditures **276.11**

PER CENT:
 Gross Debt **5.59**
 Net Debt **1.07**
 Tax Levy Collected **93.86**
 Tax Levy Cancelled, Abated or Adjusted **.26**

EXPENDITURES		REVENUES-REALIZED		1975 PROPERTY TAX	
GENERAL GOVERNMENT				STATE EQUALIZED TAX RATE	
Governing Body & Public Boards	60,482.45	1975 Property Taxes Collected	13,976,289.31	Local District School Taxes	2.14 7,683,370.75
Municipal Clerk	42,100.00	1975 Payments in Lieu of Taxes		Regional & Consolidated School Tax	
Financial Administration	97,154.00	Delinquent Tax & Lien Collections	443,276.41	School Taxes in Municipal Budget	.08 291,347.12
Assessment of Taxes	49,895.09	Business Personalty Replacement Taxes	915,988.78	County Taxes	.61 2,188,789.00
Collection of Taxes	97,700.00	Taxes from Public Utilities	913,665.57	County Library Taxes	
Planning, Housing & Development	48,930.00	Other Miscellaneous Tax Revenues		Local Municipal Purpose Taxes	1.28 4,588,926.00
Human Resources	703,887.50	State Aid Revenues	1,180,488.31	Veteran & Senior Citizen Taxes	.04 135,480.00
Elections	8,050.00	Federal Aid Revenues		Total Taxes for Rate Computation	4.15 14,887,912.87
General Administration (other)	717,781.00	State and Local Fiscal Assistance Act Utilized	670,793.95	Special District Taxes	
JUDICIARY		Sale of Acquired Property	169,400.00	Bank Stock Taxes	37,005.92
Municipal Courts	135,039.00	Other Miscellaneous Revenues	1,891,582.35	Added and Omitted Taxes	76,349.19
PUBLIC SAFETY		Total	20,161,484.68	Total Taxes Levied - ABSTRACT	14,865,787.98
Fire Protection	1,528,101.00	Prior Years Surplus Appropriated	924,000.00	Total Taxes Billed	14,890,157.15
Police Protection	2,408,640.55	REVENUES TOTAL	21,085,484.68	1975 TAXES COLLECTED	13,976,289.31
Civil Defense & Disaster Control	2,880.00	Reserve For Uncollected Taxes	999,644.18	1975 Taxes Cancelled, Abated or Adjusted	38,220.90
Environmental Inspection & Control	137,850.00	CAPITAL OUTLAY TOTAL	190,949.96	Transfer to Tax Title Liens or Foreclosed	195,858.01
Other Public Safety	1,000.00			Balance Outstanding Dec. 31, 1975	679,788.93
PUBLIC WORKS				PRIOR YEARS TAXES OUTSTANDING	
Streets and Drainage	653,592.95	Public Enterprises		Balance January 1, 1975	499,629.05
Sewers and Sewage Processing	568,419.40	Recreation—Culture	14,361.59	Collected in 1975	392,611.15
Garbage and Trash Disposal	508,280.00	Public Works	176,588.37	Cancelled, Abated or Adjusted 1975	
Public Buildings and Grounds	272,330.00	Buildings and Grounds		Transfers to Tax Title Liens or Foreclosed	107,017.90
Other Public Works	4,495.00	Library and Education		Balance December 31, 1975	
HEALTH and WELFARE		Conservation		TAX TITLE LIENS OUTSTANDING	
Health Services Except Environmental	121,663.00	All Other		Balance January 1, 1975	234,944.19
Welfare-Public Assistance	123,170.00	CAPITAL DEBT AUTHORIZED, DECEMBER 31, 1975		Transfer From Taxes	302,875.91
Hospitals, Clinics, First Aid	15,000.00	ISSUED AND UNISSUED		Redeemed in 1975	50,665.26
Animal, Insect, & Rodent Control	8,729.00	School	8,599,000	Cancelled, Abated or Adjusted (1975)	
Other Welfare Services	67,762.50	Self-liquidating	2,687,000	Transfers to Foreclosed Property	
RECREATION and CONSERVATION		Other	6,236,500	Balance December 31, 1975	487,154.84
Beaches and Boardwalks		Total	17,522,500	PROPERTY ACQUIRED BY DEED OR FORECLOSURE	
Parks, Playgrounds, Shade Trees	260,210.00			Balance January 1, 1975	187,633.00
Land Reclamation & Conservation				Transfers From Taxes or Liens	
Other Recreational Services	158,020.00			Sale for Cash (1975)	84,700.00
EDUCATION (excluding schools)				Cancelled, Abated or Adjusted (1975)	
Libraries	317,211.00			Balance December 31, 1975	102,933.00
Other Educational Services	24,300.00			CURRENT FINANCES DECEMBER 31, 1975	
STATUTORY EXPENDITURES				ASSETS	
Pensions & F. I. C. A.	760,939.74			Cash Dec. 31, 1975	2,015,199.59
Employee Fringe Benefits	221,500.00			Taxes Receivable	679,788.93
Other Statutory Expenditures				Tax Title Liens	487,154.84
CETA And Other Public Employment Programs				Foreclosed Property	102,933.00
MUNICIPAL FUNCTIONS TOTAL	10,125,113.18			Emergencies & Other Deferred Charges	171,135.60
CAPITAL IMPROVEMENTS * MEMO*				State and Federal Aid Receivable	551,552.25
DEBT SERVICE				Other Receivables	322,589.73
Principal Payments	379,000.00			Total	4,330,353.94
Interest Payments	209,777.67			LIABILITIES, RESERVES, AND SURPLUS	
TYPE I SCHL DEBT * MEMO	291,347.12			Cash Liabilities	1,734,736.56
DEFERRED CHARGES	99,655.03			Reserves for Receivables	1,592,466.50
SCHOOL, COUNTY, SPECIAL DISTRICT TAXES	10,163,506.87			Surplus Dec. 31, 1975	1,003,150.88
RESERVE FOR UNCOLLECTED TAXES	999,644.18			Total	4,330,353.94
EXPENDITURES TOTAL	21,976,696.93				

1971/3000

* ABOVE DEBT SERVICE INCLUDES TYPE I SCHOOL DEBT

0325

Population 1970 **27,415**
 Population 1975 **10,990**
 S & P Rating
 Moody Rating

General Tax Rate Per \$100. **2.35**
 State Equalized Tax Rate **2.18**

NEW HANOVER TOWNSHIP — BURLINGTON CO.

Form of Government:

Township Committee

Number of Members on Governing Body 3

PER CAPITA:

Gross Debt
 Net Debt
 Debt Service
 Total Tax Levy
 Municipal Expenditures

16.80
39.91

PER CENT:

Gross Debt
 Net Debt
 Tax Levy Collected **94.76**
 Tax Levy Cancelled, Abated
 or Adjusted **.04**

EXPENDITURES		REVENUES-REALIZED		1975 PROPERTY TAX	
GENERAL GOVERNMENT				STATE EQUALIZED TAX RATE \rightarrow	
Governing Body & Public Boards		1975 Property Taxes Collected	174,895.27	Local District School Taxes 1.27	102,240.37
Municipal Clerk		1975 Payments in Lieu of Taxes		Regional & Consolidated School Tax	
Financial Administration	12,200.00	Delinquent Tax & Lien Collections	8,906.52	School Taxes in Municipal Budget	
Assessment of Taxes	8,900.00	Business Personalty Replacement Taxes	1,262.96	County Taxes .85	68,570.44
Collection of Taxes	3,100.00	Taxes from Public Utilities	125,707.93	County Library Taxes .02	2,809.94
Planning, Housing & Development	4,000.00	Other Miscellaneous Tax Revenues		Local Municipal Purpose Taxes	
Human Resources		State Aid Revenues	2,081.50	Veteran & Senior Citizen Taxes .03	2,400.00
Elections		Federal Aid Revenues	66,490.41	Total Taxes for Rate Computation 2.18	176,020.75
General Administration (other)	54,800.00	State and Local Fiscal Assistance Act Utilized	90,935.76	Special District Taxes	
JUDICIARY		Sale of Acquired Property		Bank Stock Taxes	2,307.00
Municipal Courts	13,600.00	Other Miscellaneous Revenues	41,674.18	Added and Omitted Taxes	8,681.70
PUBLIC SAFETY		Total	511,954.53	Total Taxes Levied - ABSTRACT	184,609.45
Fire Protection	2,250.00	Prior Years Surplus Appropriated	129,336.92	Total Taxes Billed	184,560.89
Police Protection	44,900.00	REVENUES TOTAL	641,291.45	1975 TAXES COLLECTED	174,895.27
Civil Defense & Disaster Control	1,050.00	Reserve For Uncollected Taxes	13,500.00	1975 Taxes Cancelled, Abated or Adjusted	80.00
Environmental Inspection & Control	1,200.00			Transfer to Tax Title Liens or Foreclosed	
Other Public Safety		CAPITAL OUTLAY TOTAL		Balance Outstanding Dec. 31, 1975	9,585.62
PUBLIC WORKS				PRIOR YEARS TAXES OUTSTANDING	
Streets and Drainage	32,450.00	Public Enterprises		Balance January 1, 1975	9,097.92
Sewers and Sewage Processing	200.00	Recreation—Culture		Collected in 1975	8,906.52
Garbage and Trash Disposal	7,000.00	Public Works		Cancelled, Abated or Adjusted 1975	
Public Buildings and Grounds	100,835.76	Buildings and Grounds		Transfers to Tax Title Liens or Foreclosed	
Other Public Works		Library and Education		Balance December 31, 1975	191.40
HEALTH and WELFARE		Conservation		TAX TITLE LIENS OUTSTANDING	
Health Services Except Environmental	1,900.00	All Other		Balance January 1, 1975	
Welfare—Public Assistance	1,400.00	CAPITAL DEBT AUTHORIZED, DECEMBER 31, 1975		Transfer From Taxes	
Hospitals, Clinics, First Aid		ISSUED AND UNISSUED GROSS DEBT		Redeemed in 1975	
Animal, Insect, & Rodent Control	4,000.00	School		Cancelled, Abated or Adjusted (1975)	
Other Welfare Services		Self-liquidating		Transfers to Foreclosed Property	
RECREATION and CONSERVATION		Other		Balance December 31, 1975	
Beaches and Boardwalks		Total		PROPERTY ACQUIRED BY DEED OR	
Parks, Playgrounds, Shade Trees	3,250.00			FORECLOSURE	
Land Reclamation & Conservation		ISSUED AND OUTSTANDING		Balance January 1, 1975	
Other Recreational Services	7,750.00	School		Transfers From Taxes or Liens	
EDUCATION (excluding schools)		Self-Liquidating		Sale for Cash (1975)	
Libraries		Other		Cancelled, Abated or Adjusted (1975)	
Other Educational Services	35,000.00	Total		Balance December 31, 1975	
STATUTORY EXPENDITURES		EQUALIZED VALUATION BASIS		CURRENT FINANCES DECEMBER 31, 1975	
Pensions & F. I. C. A.	13,000.00	FOR NET DEBT COMPUTATION	4,910,866.00	ASSETS	
Employee Fringe Benefits	3,500.00	REAL PROPERTY VALUATIONS		Cash Dec. 31, 1975	272,887.04
Other Statutory Expenditures		Code Class # of Parcels % VAL'N	ASSESSED VALUATION	Taxes Receivable	9,777.02
CETA And Other Public Employment Programs	63,166.00	1 Vacant Land 82 7.90	410,200.00	Tax Title Liens	
MUNICIPAL FUNCTIONS TOTAL	419,451.76	2 Residential 98 49.51	2,569,900.00	Foreclosed Property	
CAPITAL IMPROVEMENTS *MEMO*		3 Farm 31 9.97	517,150.00	Emergencies & Other Deferred Charges	
DEBT SERVICE		4a Commercial 22 32.62	1,693,300.00	State and Federal Aid Receivable	16,225.19
Principal Payments		4b Industrial		Other Receivables	
Interest Payments		4c Apartments		Total	298,889.25
DEFERRED CHARGES	5,700.00	Total 233	5,190,550.00	LIABILITIES, RESERVES, AND SURPLUS	
SCHOOL, COUNTY, SPECIAL DISTRICT TAXES	173,620.75	Land Area 21.85 Sq. Miles		Cash Liabilities	161,406.66
RESERVE FOR UNCOLLECTED TAXES	13,500.00	Net Valuation Taxable-Municipal	7,489,997.00	Reserves for Receivables	9,777.02
EXPENDITURES TOTAL	612,272.51	Net Valuation Taxable-County	7,338,909.00	Surplus Dec. 31, 1975	127,705.57
		State Equalized Valuation	7,894,521.00	Total	298,889.25
		State Equalization Ratio	92.77		

0238

Population 1970 **19,180**
 Population 1975 **19,275**
 S & P Rating
 Moody Rating

General Tax Rate Per \$100. **6.27**
 State Equalized Tax Rate **3.10**

NEW MILFORD BOROUGH — BERGEN COUNTY
 Form of Government:
 Borough Council
 Number of Members on Governing Body 6

PER CAPITA:
 Gross Debt **177.27**
 Net Debt **16.45**
 Debt Service **1.80**
 Total Tax Levy **355.44**
 Municipal Expenditures **128.90**

PER CENT:
 Gross Debt **1.63**
 Net Debt **.15**
 Tax Levy Collected **97.09**
 Tax Levy Cancelled, Abated or Adjusted **2.14**

EXPENDITURES		REVENUES-REALIZED		1975 PROPERTY TAX	
GENERAL GOVERNMENT				STATE EQUALIZED TAX RATE 3.10	
Governing Body & Public Boards	100.00	1975 Property Taxes Collected	6,659,412.29	Local District School Taxes	2.09
Municipal Clerk		1975 Payments in Lieu of Taxes	11,281.35	Regional & Consolidated School Tax	
Financial Administration	8,700.00	Delinquent Tax & Lien Collections	40,869.25	School Taxes in Municipal Budget	
Assessment of Taxes	28,753.45	Business Personality Replacement Taxes	55,395.10	County Taxes	.37
Collection of Taxes	34,535.55	Taxes from Public Utilities	441,112.48	County Library Taxes	
Planning, Housing & Development	3,225.00	Other Miscellaneous Tax Revenues		Local Municipal Purpose Taxes	.59
Human Resources	200.00	State Aid Revenues	2,248.00	Veteran & Senior Citizen Taxes	.05
Elections		Federal Aid Revenues	30,729.52	Total Taxes for Rate Computation	3.10
General Administration (other)	174,310.00	State and Local Fiscal Assistance Act Utilized	123,733.00	Special District Taxes	
JUDICIARY		Sale of Acquired Property	200.00	Bank Stock Taxes	
Municipal Courts	25,800.00	Other Miscellaneous Revenues	105,791.12	Added and Omitted Taxes	
PUBLIC SAFETY		Total	7,470,772.11	Total Taxes Levied - ABSTRACT	6,851,062.72
Fire Protection	141,395.00	Prior Years Surplus Appropriated	350,000.00	Total Taxes Billed	6,859,250.99
Police Protection	651,755.83	REVENUES TOTAL	7,820,772.11	1975 TAXES COLLECTED	6,659,412.29
Civil Defense & Disaster Control	3,100.00	Reserve For Uncollected Taxes	172,409.86	1975 Taxes Cancelled, Abated or Adjusted	147,121.19
Environmental Inspection & Control	11,383.00	CAPITAL OUTLAY TOTAL	71,300.03	Transfer to Tax Title Liens or Foreclosed	2,380.70
Other Public Safety				Balance Outstanding Dec. 31, 1975	50,329.81
PUBLIC WORKS				PRIOR YEARS TAXES OUTSTANDING	
Streets and Drainage	307,684.70	Public Enterprises		Balance January 1, 1975	41,532.37
Sewers and Sewage Processing	191,085.17	Recreation—Culture		Collected in 1975	40,869.25
Garbage and Trash Disposal	227,863.46	Public Works	59,354.37	Cancelled, Abated or Adjusted 1975	
Public Buildings and Grounds	62,150.64	Buildings and Grounds	11,945.66	Transfers to Tax Title Liens or Foreclosed	663.12
Other Public Works		Library and Education		Balance December 31, 1975	
HEALTH and WELFARE		Conservation		TAX TITLE LIENS OUTSTANDING	
Health Services Except Environmental	38,552.00	All Other		Balance January 1, 1975	140.17
Welfare-Public Assistance	4,150.00	CAPITAL DEBT AUTHORIZED, DECEMBER 31, 1975		Transfer From Taxes	3,106.35
Hospitals, Clinics, First Aid	100.00	ISSUED AND UNISSUED		Redeemed in 1975	
Animal, Insect, & Rodent Control		School	3,097,000	Cancelled, Abated or Adjusted (1975)	
Other Welfare Services		Self-liquidating		Transfers to Foreclosed Property	
RECREATION and CONSERVATION		Other	319,896	Balance December 31, 1975	3,246.52
Beaches and Boardwalks		Total	3,416,896	PROPERTY ACQUIRED BY DEED OR	
Parks, Playgrounds, Shade Trees	4,125.00	ISSUED AND OUTSTANDING		FORECLOSURE	
Land Reclamation & Conservation		School	3,097,000.00	Balance January 1, 1975	42,339.68
Other Recreational Services	58,950.00	Self-liquidating		Transfers From Taxes or Liens	
EDUCATION (excluding schools)		Other	268,813.00	Sale for Cash (1975)	200.00
Libraries	110,000.00	Total	3,365,813.00	Cancelled, Abated or Adjusted (1975)	130.00
Other Educational Services		EQUALIZED VALUATION BASIS		Balance December 31, 1975	42,009.68
STATUTORY EXPENDITURES		FOR NET DEBT COMPUTATION	210,126,355.67	CURRENT FINANCES DECEMBER 31, 1975	
Pensions & F. I. C. A.	122,200.00	REAL PROPERTY VALUATIONS		ASSETS	
Employee Fringe Benefits	34,864.34	Code Class # of Parcels % VAL'N		Cash Dec. 31, 1975	399,449.35
Other Statutory Expenditures		1 Vacant Land 171 .45	501,260.00	Taxes Receivable	50,329.81
CETA And Other Public Employment Programs	27,833.63	2 Residential 3965 79.46	87,893,990.00	Tax Title Liens	3,246.52
MUNICIPAL FUNCTIONS TOTAL	2,272,816.77	3 Farm 5 .08	94,070.00	Foreclosed Property	42,009.68
CAPITAL IMPROVEMENTS * MEMO *		4a Commercial 70 6.32	6,989,140.00	Emergencies & Other Deferred Charges	11,500.00
DEBT SERVICE		4b Industrial 7 .26	292,060.00	State and Federal Aid Receivable	
Principal Payments	24,059.43	4c Apartments 15 13.42	14,846,120.00	Other Receivables	1,743.12
Interest Payments	10,694.83	Total 4233	110,616,640.00	Total	508,278.48
DEFERRED CHARGES	4,527.12	Land Area 2.20 Sq. Miles		LIABILITIES, RESERVES, AND SURPLUS	
SCHOOL, COUNTY, SPECIAL DISTRICT TAXES	5,523,169.80	Net Valuation Taxable-Municipal	111,028,982.00	Cash Liabilities	307,568.26
RESERVE FOR UNCOLLECTED TAXES	172,409.86	Net Valuation Taxable-County	213,149,476.00	Reserves for Receivables	97,329.13
EXPENDITURES TOTAL	8,007,677.81	State Equalized Valuation	224,106,255.00	Surplus Dec. 31, 1975	103,381.09
		State Equalization Ratio	49.45	Total	508,278.48

2011

Population 1970 **13,835**
 Population 1975 **14,260**
 S & P Rating
 Moody Rating **A**

General Tax Rate Per \$100. **2.93**
 State Equalized Tax Rate **3.00**

NEW PROVIDENCE BOROUGH — UNION COUNTY
Form of Government:
Borough Council
Number of Members on Governing Body 6

PER CAPITA:
 Gross Debt **425.35**
 Net Debt **170.23**
 Debt Service **11.44**
 Total Tax Levy **548.25**
 Municipal Expenditures **208.82**

PER CENT:
 Gross Debt **2.60**
 Net Debt **1.04**
 Tax Levy Collected **96.83**
 Tax Levy Cancelled, Abated or Adjusted **1.04**

EXPENDITURES		REVENUES-REALIZED		1975 PROPERTY TAX	
GENERAL GOVERNMENT				STATE EQUALIZED TAX RATE 3.00	
Governing Body & Public Boards		1975 Property Taxes Collected	7,584,948.60	Local District School Taxes 1.93	5,036,171.00
Municipal Clerk		1975 Payments in Lieu of Taxes	19,866.43	Regional & Consolidated School Tax	
Financial Administration	29,715.00	Delinquent Tax & Lien Collections	165,356.68	School Taxes in Municipal Budget	
Assessment of Taxes	20,193.00	Business Personalty Replacement Taxes	161,711.80	County Taxes	.45
Collection of Taxes	14,010.83	Taxes from Public Utilities	369,502.72	County Library Taxes	
Planning, Housing & Development	7,300.00	Other Miscellaneous Tax Revenues		Local Municipal Purpose Taxes	.60
Human Resources	9,000.00	State Aid Revenues	2,489.00	Veteran & Senior Citizen Taxes	.03
Elections		Federal Aid Revenues		Total Taxes for Rate Computation	3.01
General Administration (other)	230,494.30	State and Local Fiscal Assistance Act Utilized	105,126.45	Special District Taxes	
JUDICIARY		Sale of Acquired Property		Bank Stock Taxes	8,047.28
Municipal Courts	19,753.04	Other Miscellaneous Revenues	232,072.93	Added and Omitted Taxes	48,616.59
PUBLIC SAFETY		Total	8,641,074.61	Total Taxes Levied - ABSTRACT	7,818,017.24
Fire Protection	68,000.00	Prior Years Surplus Appropriated	575,000.00	Total Taxes Billed	7,833,598.93
Police Protection	463,401.02	REVENUES TOTAL	9,216,074.61	1975 TAXES COLLECTED	7,584,948.60
Civil Defense & Disaster Control	5,100.00	Reserve For Uncollected Taxes	521,079.96	1975 Taxes Cancelled, Abated or Adjusted	81,783.24
Environmental Inspection & Control	16,912.63	CAPITAL OUTLAY TOTAL	317,866.80	Transfer to Tax Title Liens or Foreclosed	1,806.22
Other Public Safety				Balance Outstanding Dec. 31, 1975	165,060.87
PUBLIC WORKS				PRIOR YEARS TAXES OUTSTANDING	
Streets and Drainage	294,865.27	Public Enterprises		Balance January 1, 1975	172,620.62
Sewers and Sewage Processing	280,374.20	Recreation—Culture	4,823.76	Collected in 1975	163,087.31
Garbage and Trash Disposal	259,150.00	Public Works	303,458.04	Cancelled, Abated or Adjusted 1975	3,719.33
Public Buildings and Grounds	140,758.59	Buildings and Grounds	9,585.00	Transfers to Tax Title Liens or Foreclosed	1,992.90
Other Public Works	61,957.03	Library and Education		Balance December 31, 1975	3,821.08
HEALTH and WELFARE		Conservation		TAX TITLE LIENS OUTSTANDING	
Health Services Except Environmental	21,085.00	All Other		Balance January 1, 1975	3,924.44
Welfare-Public Assistance	4,700.00	CAPITAL DEBT AUTHORIZED, DECEMBER 31, 1975		Transfer From Taxes	3,799.12
Hospitals, Clinics, First Aid	500.00	ISSUED AND UNISSUED		Redeemed in 1975	2,269.37
Animal, Insect, & Rodent Control		School	3,638,000	Cancelled, Abated or Adjusted (1975)	
Other Welfare Services		Self-liquidating		Transfers to Foreclosed Property	
RECREATION and CONSERVATION		Other	2,427,500	Balance December 31, 1975	5,454.19
Beaches and Boardwalks		Total	6,065,500	PROPERTY ACQUIRED BY DEED OR	
Parks, Playgrounds, Shade Trees	89,728.00	ISSUED AND OUTSTANDING		FORECLOSURE	
Land Reclamation & Conservation	5,000.00	School	3,638,000.00	Balance January 1, 1975	33,330.00
Other Recreational Services		Self-Liquidating		Transfers From Taxes or Liens	
EDUCATION (excluding schools)		Other	2,119,000.00	Sale for Cash (1975)	
Libraries	111,500.00	Total	5,757,000.00	Cancelled, Abated or Adjusted (1975)	
Other Educational Services		EQUALIZED VALUATION BASIS		Balance December 31, 1975	33,330.00
STATUTORY EXPENDITURES		FOR NET DEBT COMPUTATION	233,458,104.67	CURRENT FINANCES DECEMBER 31, 1975	
Pensions & F. I. C. A.	102,349.50	REAL PROPERTY VALUATIONS		ASSETS	
Employee Fringe Benefits	37,700.00	Code Class # of Parcels % VAL'N		Cash Dec. 31, 1975	911,201.43
Other Statutory Expenditures		1 Vacant Land 168 3.69	9,713,200.00	Taxes Receivable	168,881.95
CETA And Other Public Employment Programs		2 Residential 3342 74.11	194,875,100.00	Tax Title Liens	5,454.19
MUNICIPAL FUNCTIONS TOTAL	2,293,547.41	3 Farm 7 .15	385,600.00	Foreclosed Property	33,330.00
CAPITAL IMPROVEMENTS *MEMO*	30,000.00	4a Commercial 71 6.02	15,826,700.00	Emergencies & Other Deferred Charges	
DEBT SERVICE		4b Industrial 19 12.55	33,000,700.00	State and Federal Aid Receivable	
Principal Payments	97,000.00	4c Apartments 9 3.48	9,143,100.00	Other Receivables	1,946.08
Interest Payments	66,084.25	Total 3616	262,944,400.00	Total	1,120,813.65
DEFERRED CHARGES		Land Area 3.50 Sq. Miles		LIABILITIES, RESERVES, AND SURPLUS	
SCHOOL, COUNTY, SPECIAL DISTRICT TAXES	6,201,381.85	Net Valuation Taxable-Municipal	267,815,531.00	Cash Liabilities	238,095.85
RESERVE FOR UNCOLLECTED TAXES	521,079.96	Net Valuation Taxable-County	246,113,917.00	Reserves for Receivables	209,612.22
EXPENDITURES TOTAL	9,179,093.47	State Equalized Valuation	261,054,983.00	Surplus Dec. 31, 1975	673,105.58
		State Equalization Ratio	102.64	Total	1,120,813.65

0714

Population 1970 **382,460**
 Population 1975 **378,670**
 S & P Rating **BBB**
 Moody Rating **BAA**

General Tax Rate Per \$100 **9.94**
 State Equalized Tax Rate **7.14**

NEWARK CITY — ESSEX COUNTY

Form of Government:

Mayor-Council Plan C (OMCL50)

Number of Members on Governing Body 9

PER CAPITA:

Gross Debt **691.33**
 Net Debt **236.85**
 Debt Service **50.42**
 Total Tax Levy **313.02**
 Municipal Expenditures **547.16**

PER CENT:

Gross Debt **17.02**
 Net Debt **5.83**
 Tax Levy Collected **86.87**
 Tax Levy Cancelled, Abated or Adjusted **1.12**

EXPENDITURES		REVENUES-REALIZED		1975 PROPERTY TAX	
GENERAL GOVERNMENT				STATE EQUALIZED TAX RATE \rightarrow	
Governing Body & Public Boards	844,043.47	1975 Property Taxes Collected	103,010,052.66	Local District School Taxes	1.97 32,563,519.50
Municipal Clerk	503,664.57	1975 Payments in Lieu of Taxes	3,516,540.58	Regional & Consolidated School Tax	
Financial Administration	1,556,429.44	Delinquent Tax & Lien Collections	5,333,814.54	School Taxes in Municipal Budget	.30 5,020,556.26
Assessment of Taxes	488,097.17	Business Personality Replacement Taxes	16,758,953.98	County Taxes	1.52 25,193,845.66
Collection of Taxes	692,043.75	Taxes from Public Utilities	11,483,833.67	County Library Taxes	
Planning, Housing & Development	4,272,236.09	Other Miscellaneous Tax Revenues	5,293,078.76	Local Municipal Purpose Taxes	3.31 54,643,250.39
Human Resources	4,238,031.40	State Aid Revenues	31,798,490.53	Veteran & Senior Citizen Taxes	.03 549,380.00
Elections	51,861.74	Federal Aid Revenues	27,116,406.01	Total Taxes for Rate Computation	7.13 117,970,551.81
General Administration (other)	9,478,697.25	State and Local Fiscal Assistance Act Utilized	8,696,128.21	Special District Taxes	
JUDICIARY		Sale of Acquired Property		Bank Stock Taxes	659,902.60
Municipal Courts	876,967.80	Other Miscellaneous Revenues	24,656,383.71	Added and Omitted Taxes	448,850.64
PUBLIC SAFETY		Total	237,663,682.65	Total Taxes Levied - ABSTRACT	118,529,925.05
Fire Protection	18,117,124.70	Prior Years Surplus Appropriated	1,800,000.00	Total Taxes Billed	118,578,485.34
Police Protection	37,932,154.55	REVENUES TOTAL	239,463,682.65	1975 TAXES COLLECTED	103,010,052.66
Civil Defense & Disaster Control	98,901.35	Reserve For Uncollected Taxes	16,365,500.00	1975 Taxes Cancelled, Abated or Adjusted	142,264.18
Environmental Inspection & Control	1,770,731.87	CAPITAL OUTLAY TOTAL	21,063,233.66	Transfer to Tax Title Liens or Foreclosed Balance Outstanding Dec. 31, 1975	15,426,168.50
Other Public Safety	38,799.00			PRIOR YEARS TAXES OUTSTANDING	
PUBLIC WORKS		Public Enterprises	770,323.72	Balance January 1, 1975	10,199,782.10
Streets and Drainage	3,554,870.99	Recreation—Culture	1,062,522.99	Collected in 1975	3,776,719.48
Sewers and Sewage Processing	4,278,242.54	Public Works	3,032,310.65	Cancelled, Abated or Adjusted 1975	247,221.21
Garbage and Trash Disposal	6,523,712.00	Buildings and Grounds	1,105,559.65	Transfers to Tax Title Liens or Foreclosed Balance December 31, 1975	6,175,841.41
Public Buildings and Grounds	3,412,844.70	Library and Education	15,092,516.65	TAX TITLE LIENS OUTSTANDING	
Other Public Works	2,456,307.19	Conservation		Balance January 1, 1975	12,474,217.15
HEALTH and WELFARE		All Other		Transfer From Taxes	
Health Services Except Environmental	7,090,268.35	CAPITAL DEBT AUTHORIZED, DECEMBER 31, 1975		Redeemed in 1975	1,557,095.06
Welfare-Public Assistance	6,325,534.00	ISSUED AND UNISSUED GROSS DEBT NET DEBT		Cancelled, Abated or Adjusted (1975)	25,603.01
Hospitals, Clinics, First Aid	550,000.00	School	144,647,128	Transfers to Foreclosed Property Balance December 31, 1975	10,891,519.08
Animal, Insect, & Rodent Control	362,040.00	Self-Liquidating	21,497,090	PROPERTY ACQUIRED BY DEED OR FORECLOSURE	
Other Welfare Services		Other	95,643,018	Balance January 1, 1975	19,022,600.00
RECREATION and CONSERVATION		Total	261,787,236	Transfers From Taxes or Liens Sale for Cash (1975)	
Beaches and Boardwalks	2,400,740.31	ISSUED AND OUTSTANDING		Cancelled, Abated or Adjusted (1975)	19,022,600.00
Parks, Playgrounds, Shade Trees		School	99,883,000.00	Balance December 31, 1975	
Land Reclamation & Conservation	2,342,544.49	Self-Liquidating	10,068,500.00	CURRENT FINANCES DECEMBER 31, 1975	
Other Recreational Services		Other	61,076,877.00	ASSETS	
EDUCATION (excluding schools)		Total	171,028,377.00	Cash Dec. 31, 1975	6,736,028.61
Libraries	2,846,100.00	EQUALIZED VALUATION BASIS FOR NET DEBT COMPUTATION	1,537,736,519.67	Taxes Receivable	21,602,009.91
Other Educational Services	1,265,668.23	REAL PROPERTY VALUATIONS		Tax Title Liens	10,891,519.08
STATUTORY EXPENDITURES		Code Class # of Parcels % VAL'N	ASSESSED VALUATION	Foreclosed Property	19,022,600.00
Pensions & F. I. C. A.	11,439,764.64	1 Vacant Land 2464 1.31	14,294,800.00	Emergencies & Other Deferred Charges	11,477,368.75
Employee Fringe Benefits		2 Residential 29600 30.45	331,098,400.00	State and Federal Aid Receivable	13,229,279.38
Other Statutory Expenditures		3 Farm		Other Receivables	8,074,404.53
CETA And Other Public Employment Programs	24,213,840.12	4a Commercial 6078 37.71	410,093,800.00	Total	91,033,210.26
MUNICIPAL FUNCTIONS TOTAL	160,022,261.71	4b Industrial 1382 18.07	196,505,200.00	LIABILITIES, RESERVES, AND SURPLUS	
CAPITAL IMPROVEMENTS * MEMO *	450,000.00	4c Apartments 2631 12.45	135,389,700.00	Cash Liabilities	26,380,193.94
DEBT SERVICE		Total 42155	1,087,381,900.00	Reserves for Receivables	59,590,533.52
Principal Payments	9,561,137.50	Land Area 24.14 Sq. Miles		Surplus Dec. 31, 1975	5,062,482.80
Interest Payments	9,529,859.02	Net Valuation Taxable-Municipal	1,187,250,100.00	Total	91,033,210.26
TYPE I SCHL DEBT - MEMO	10,039,408.88	Net Valuation Taxable-County	1,967,295,080.00		
DEFERRED CHARGES	11,712,753.61	State Equalized Valuation	1,634,789,073.00		
SCHOOL, COUNTY, SPECIAL DISTRICT TAXES	62,777,921.42	State Equalization Ratio	71.85		
RESERVE FOR UNCOLLECTED TAXES	16,365,500.00				
EXPENDITURES TOTAL	269,969,433.26				

1971/3000

V

* ABOVE DEBT SERVICE INCLUDES TYPE I SCHOOL DEBT

0813

Population 1970 1,490
 Population 1975 1,595
 S & P Rating
 Moody Rating

General Tax Rate Per \$100. 5.31
 State Equalized Tax Rate 3.38

NEWFIELD BOROUGH - GLOUCESTER COUNTY

Form of Government:

Borough Council

Number of Members on Governing Body 6

PER CAPITA:

Gross Debt 125.27
 Net Debt 125.27
 Debt Service 20.58
 Total Tax Levy 315.75
 Municipal Expenditures 209.09

PER CENT:

Gross Debt 1.58
 Net Debt 1.58
 Tax Levy Collected 89.20
 Tax Levy Cancelled, Abated or Adjusted .08

EXPENDITURES		REVENUES-REALIZED		1975 PROPERTY TAX	
GENERAL GOVERNMENT				STATE EQUALIZED TAX RATE	
Governing Body & Public Boards	6,600.00	1975 Property Taxes Collected	450,401.38	Local District School Taxes	2.06 305,170.00
Municipal Clerk		1975 Payments in Lieu of Taxes		Regional & Consolidated School Tax	
Financial Administration	14,800.00	Delinquent Tax & Lien Collections	40,479.78	School Taxes in Municipal Budget	
Assessment of Taxes	6,200.00	Business Personalty Replacement Taxes	14,905.57	County Taxes	.53 79,275.22
Collection of Taxes	3,863.00	Taxes from Public Utilities	33,268.62	County Library Taxes	
Planning, Housing & Development	2,200.00	Other Miscellaneous Tax Revenues		Local Municipal Purpose Taxes	.72 106,867.77
Human Resources		State Aid Revenues	1,055.50	Veteran & Senior Citizen Taxes	.07 9,790.00
Elections		Federal Aid Revenues	39,406.56	Total Taxes for Rate Computation	3.38 501,102.99
General Administration (other)	23,622.90	State and Local Fiscal Assistance Act Utilized	25,623.00	Special District Taxes	
JUDICIARY		Sale of Acquired Property		Bank Stock Taxes	4,188.18
Municipal Courts	1,850.00	Other Miscellaneous Revenues	13,438.86	Added and Omitted Taxes	8,118.33
PUBLIC SAFETY		Total	618,579.27	Total Taxes Levied - ABSTRACT	503,619.50
Fire Protection	7,930.00	Prior Years Surplus Appropriated	105,875.70	Total Taxes Billed	504,909.08
Police Protection	15,450.00	REVENUES TOTAL	724,454.97	1975 TAXES COLLECTED	450,401.38
Civil Defense & Disaster Control	267.50	Reserve For Uncollected Taxes	40,485.04	1975 Taxes Cancelled, Abated or Adjusted	404.26
Environmental Inspection & Control	1,450.00	CAPITAL OUTLAY TOTAL	83,030.14	Transfer to Tax Title Liens or Foreclosed	12,350.34
Other Public Safety				Balance Outstanding Dec. 31, 1975	41,753.10
PUBLIC WORKS				PRIOR YEARS TAXES OUTSTANDING	
Streets and Drainage	56,073.17	Public Enterprises		Balance January 1, 1975	42,547.71
Sewers and Sewage Processing		Recreation—Culture		Collected in 1975	34,329.24
Garbage and Trash Disposal	6,500.00	Public Works	83,030.14	Cancelled, Abated or Adjusted 1975	351.86
Public Buildings and Grounds	28,504.74	Buildings and Grounds		Transfers to Tax Title Liens or Foreclosed	3,651.66
Other Public Works		Library and Education		Balance December 31, 1975	4,214.95
HEALTH and WELFARE		Conservation		TAX TITLE LIENS OUTSTANDING	
Health Services Except Environmental	1,480.07	All Other		Balance January 1, 1975	20,678.90
Welfare-Public Assistance		CAPITAL DEBT AUTHORIZED, DECEMBER 31, 1975		Transfer From Taxes	16,207.21
Hospitals, Clinics, First Aid		ISSUED AND UNISSUED		Redeemed in 1975	6,150.54
Animal, Insect, & Rodent Control	900.00	School		Cancelled, Abated or Adjusted (1975)	
Other Welfare Services		Self-liquidating		Transfers to Foreclosed Property	
RECREATION and CONSERVATION		Other	199,804	Balance December 31, 1975	30,735.57
Beaches and Boardwalks		Total	199,804	PROPERTY ACQUIRED BY DEED OR	
Parks, Playgrounds, Shade Trees	3,670.00			FORECLOSURE	
Land Reclamation & Conservation		ISSUED AND OUTSTANDING		Balance January 1, 1975	
Other Recreational Services	850.00	School		Transfers From Taxes or Liens	
EDUCATION (excluding schools)		Self-Liquidating		Sale for Cash (1975)	
Libraries	2,000.00	Other	74,054.00	Cancelled, Abated or Adjusted (1975)	
Other Educational Services		Total	74,054.00	Balance December 31, 1975	
STATUTORY EXPENDITURES		EQUALIZED VALUATION BASIS		CURRENT FINANCES DECEMBER 31, 1975	
Pensions & F. I. C. A.	4,500.00	FOR NET DEBT COMPUTATION	12,644,458.33	ASSETS	
Employee Fringe Benefits		REAL PROPERTY VALUATIONS		Cash Dec. 31, 1975	125,919.81
Other Statutory Expenditures		Code Class # of Parcels % VAL'N	ASSESSED VALUATION	Taxes Receivable	45,968.05
CETA And Other Public Employment Programs	54,127.00	1 Vacant Land 133 2.82	261,100.00	Tax Title Liens	30,735.57
MUNICIPAL FUNCTIONS TOTAL	242,838.38	2 Residential 425 67.95	6,299,500.00	Foreclosed Property	
CAPITAL IMPROVEMENTS *MEMO*	18,000.00	3 Farm 24 4.36	404,100.00	Emergencies & Other Deferred Charges	6,539.50
DEBT SERVICE		4a Commercial 30 7.44	689,500.00	State and Federal Aid Receivable	145.00
Principal Payments	26,327.56	4b Industrial 10 16.10	1,492,200.00	Other Receivables	40,445.33
Interest Payments	6,500.00	4c Apartments 3 1.34	124,400.00	Total	249,753.26
		Total 625	9,270,800.00	LIABILITIES, RESERVES, AND SURPLUS	
DEFERRED CHARGES	17,342.80	Land Area 1.71 Sq. Miles		Cash Liabilities	49,341.46
SCHOOL, COUNTY, SPECIAL DISTRICT TAXES	384,445.22	Net Valuation Taxable-Municipal	9,453,479.00	Reserves for Receivables	117,148.95
RESERVE FOR UNCOLLECTED TAXES	40,485.04	Net Valuation Taxable-County	13,583,251.00	Surplus Dec. 31, 1975	83,262.85
EXPENDITURES TOTAL	717,939.00	State Equalized Valuation	14,746,107.00	Total	249,753.26
		State Equalization Ratio	63.66		

1915

Population 1970 **7,300**
 Population 1975 **7,520**
 S & P Rating
 Moody Rating **A**

General Tax Rate Per \$100. **6.49**
 State Equalized Tax Rate **3.70**

NEWTON TOWN — SUSSEX COUNTY

Form of Government:

Council-Manager Plan B (OMCL50)

Number of Members on Governing Body 5

PER CAPITA:

Gross Debt **230.56**
 Net Debt **16.22**
 Debt Service **2.76**
 Total Tax Levy **380.97**
 Municipal Expenditures **155.29**

PER CENT:

Gross Debt **2.55**
 Net Debt **.18**
 Tax Levy Collected **91.25**
 Tax Levy Cancelled, Abated
 or Adjusted

EXPENDITURES		REVENUES-REALIZED		1975 PROPERTY TAX	
GENERAL GOVERNMENT				STATE EQUALIZED TAX RATE $\frac{3.70}{2.58}$	
Governing Body & Public Boards		1975 Property Taxes Collected	2,614,309.20	Local District School Taxes	2,000,644.50
Municipal Clerk		1975 Payments in Lieu of Taxes		Regional & Consolidated School Tax	
Financial Administration	8,160.00	Delinquent Tax & Lien Collections	218,194.21	School Taxes in Municipal Budget	
Assessment of Taxes	11,463.00	Business Personalty Replacement Taxes	213,335.02	County Taxes	552,840.50
Collection of Taxes	20,015.00	Taxes from Public Utilities	131,200.30	County Library Taxes	25,379.67
Planning, Housing & Development	6,012.00	Other Miscellaneous Tax Revenues		Local Municipal Purpose Taxes	254,017.57
Human Resources		State Aid Revenues	2,924.00	Veteran & Senior Citizen Taxes	38,120.00
Elections	2,850.00	Federal Aid Revenues		Total Taxes for Rate Computation	2,871,002.24
General Administration (other)	118,746.00	State and Local Fiscal Assistance Act Utilized	75,018.46	Special District Taxes	
JUDICIARY		Sale of Acquired Property		Bank Stock Taxes	23,244.26
Municipal Courts	10,520.00	Other Miscellaneous Revenues	159,668.48	Added and Omitted Taxes	8,774.04
PUBLIC SAFETY		Total	3,414,649.67	Total Taxes Levied - ABSTRACT	2,864,900.54
Fire Protection	19,180.46	Prior Years Surplus Appropriated	210,000.00	Total Taxes Billed	2,864,900.54
Police Protection	308,697.00	REVENUES TOTAL	3,624,649.67	1975 TAXES COLLECTED	2,614,309.20
Civil Defense & Disaster Control	550.00	Reserve For Uncollected Taxes	255,000.00	1975 Taxes Cancelled, Abated or Adjusted	
Environmental Inspection & Control	18,525.00	CAPITAL OUTLAY TOTAL	129,052.51	Transfer to Tax Title Liens or Foreclosed	
Other Public Safety		Public Enterprises	50,171.20	Balance Outstanding Dec. 31, 1975	250,591.34
PUBLIC WORKS		Recreation—Culture	1,500.00	PRIOR YEARS TAXES OUTSTANDING	
Streets and Drainage	139,273.00	Public Works	73,358.35	Balance January 1, 1975	229,693.76
Sewers and Sewage Processing	24,137.00	Buildings and Grounds	4,022.96	Collected in 1975	214,422.14
Garbage and Trash Disposal	27,855.00	Library and Education		Cancelled, Abated or Adjusted 1975	
Public Buildings and Grounds	12,000.00	Conservation		Transfers to Tax Title Liens or Foreclosed	
Other Public Works		All Other		Balance December 31, 1975	15,271.62
HEALTH and WELFARE		CAPITAL DEBT AUTHORIZED, DECEMBER 31, 1975		TAX TITLE LIENS OUTSTANDING	
Health Services Except Environmental	3,385.00	ISSUED AND UNISSUED		Balance January 1, 1975	10,070.34
Welfare-Public Assistance	3,750.00	School	195,000	Transfer From Taxes	
Hospitals, Clinics, First Aid	2,200.00	Self-liquidating	1,416,882	Redeemed in 1975	3,772.07
Animal, Insect, & Rodent Control	2,200.00	Other	121,950	Cancelled, Abated or Adjusted (1975)	
Other Welfare Services		Total	1,733,832	Transfers to Foreclosed Property	
RECREATION and CONSERVATION		ISSUED AND OUTSTANDING		Balance December 31, 1975	6,298.27
Beaches and Boardwalks		School	195,000.00	PROPERTY ACQUIRED BY DEED OR	
Parks, Playgrounds, Shade Trees	23,953.00	Self-Liquidating	129,000.00	FORECLOSURE	
Land Reclamation & Conservation		Other		Balance January 1, 1975	19,455.00
Other Recreational Services	16,163.00	Total	324,000.00	Transfers From Taxes or Liens	
EDUCATION (excluding schools)		EQUALIZED VALUATION BASIS		Sale for Cash (1975)	
Libraries	5,250.00	FOR NET DEBT COMPUTATION	68,005,043.00	Cancelled, Abated or Adjusted (1975)	
Other Educational Services		REAL PROPERTY VALUATIONS		Balance December 31, 1975	19,455.00
STATUTORY EXPENDITURES		Code Class # of Parcels % VAL'N	ASSESSED VALUATION	CURRENT FINANCES DECEMBER 31, 1975	
Pensions & F. I. C. A.	54,600.00	1 Vacant Land 276 2.45	1,034,940.00	ASSETS	
Employee Fringe Benefits	17,500.00	2 Residential 1647 58.58	24,704,810.00	Cash Dec. 31, 1975	342,532.09
Other Statutory Expenditures		3 Farm 4 .10	41,470.00	Taxes Receivable	265,862.96
CETA And Other Public Employment Programs		4a Commercial 228 26.12	11,015,660.00	Tax Title Liens	6,298.27
MUNICIPAL FUNCTIONS TOTAL	856,984.46	4b Industrial 10 5.34	2,250,640.00	Foreclosed Property	19,455.00
CAPITAL IMPROVEMENTS * MEMO*	12,000.00	4c Apartments 17 7.41	3,126,340.00	Emergencies & Other Deferred Charges	
DEBT SERVICE		Total 2182	42,173,860.00	State and Federal Aid Receivable	14,413.38
Principal Payments	15,000.00	Land Area 3.30 Sq. Miles		Other Receivables	86,716.03
Interest Payments	5,719.00	Net Valuation Taxable-Municipal	44,239,470.00	Total	735,277.73
DEFERRED CHARGES	35,106.20	Net Valuation Taxable-County	79,718,333.00	LIABILITIES, RESERVES, AND SURPLUS	
SCHOOL, COUNTY, SPECIAL DISTRICT TAXES	2,578,864.67	State Equalized Valuation	75,989,992.00	Cash Liabilities	81,001.52
RESERVE FOR UNCOLLECTED TAXES	255,000.00	State Equalization Ratio	57.05	Reserves for Receivables	378,332.26
EXPENDITURES TOTAL	3,746,674.33			Surplus Dec. 31, 1975	275,943.95
				Total	735,277.73

0239

Population 1970 18,105
 Population 1975 18,165
 S & P Rating
 Moody Rating

General Tax Rate Per \$100. 3.05
 State Equalized Tax Rate 2.35

NORTH ARLINGTON BOROUGH — BERGEN CO.
 Form of Government:
 Borough Council
 Number of Members on Governing Body 6

PER CAPITA:
 Gross Debt 159.69
 Net Debt 135.83
 Debt Service 6.78
 Total Tax Levy 254.93
 Municipal Expenditures 141.25

PER CENT:
 Gross Debt 1.54
 Net Debt 1.31
 Tax Levy Collected 97.63
 Tax Levy Cancelled, Abated or Adjusted

EXPENDITURES		REVENUES-REALIZED		1975 PROPERTY TAX	
GENERAL GOVERNMENT				STATE EQUALIZED TAX RATE 1.17	2,353,639.00
Governing Body & Public Boards		1975 Property Taxes Collected	4,536,055.01	Local District School Taxes	
Municipal Clerk		1975 Payments in Lieu of Taxes		Regional & Consolidated School Tax	
Financial Administration	8,500.00	Delinquent Tax & Lien Collections	35,678.29	School Taxes in Municipal Budget	
Assessment of Taxes	5,350.00	Business Personalty Replacement Taxes	129,407.30	County Taxes	.38 771,150.82
Collection of Taxes	38,500.00	Taxes from Public Utilities	288,055.77	County Library Taxes	
Planning, Housing & Development	7,400.00	Other Miscellaneous Tax Revenues	14,137.00	Local Municipal Purpose Taxes	.74 1,492,176.59
Human Resources	1,000.00	State Aid Revenues	10,021.80	Veteran & Senior Citizen Taxes	.05 101,920.00
Elections	4,100.00	Federal Aid Revenues	17,314.76	Total Taxes for Rate Computation	2.34 4,718,886.41
General Administration (other)	199,950.00	State and Local Fiscal Assistance Act Utilized	125,719.00	Special District Taxes	
JUDICIARY		Sale of Acquired Property		Bank Stock Taxes,	7,387.80
Municipal Courts	29,890.00	Other Miscellaneous Revenues	149,185.99	Added and Omitted Taxes	6,455.63
PUBLIC SAFETY		Total	5,305,574.92	Total Taxes Levied - ABSTRACT	4,630,809.84
Fire Protection	50,400.00	Prior Years Surplus Appropriated	350,000.00	Total Taxes Billed	4,536,055.01
Police Protection	777,700.00	REVENUES TOTAL	5,655,574.92	1975 TAXES COLLECTED	
Civil Defense & Disaster Control	3,450.00	Reserve For Uncollected Taxes	116,269.48	1975 Taxes Cancelled, Abated or Adjusted	
Environmental Inspection & Control	4,106.00	CAPITAL OUTLAY TOTAL	617,038.86	Transfer to Tax Title Liens or Foreclosed	
Other Public Safety				Balance Outstanding Dec. 31, 1975	109,928.25
PUBLIC WORKS				PRIOR YEARS TAXES OUTSTANDING	
Streets and Drainage	272,875.00	Public Enterprises	3,415.58	Balance January 1, 1975	31,044.24
Sewers and Sewage Processing	70,850.00	Recreation—Culture		Collected in 1975	30,920.50
Garbage and Trash Disposal	223,500.00	Public Works	384,002.98	Cancelled, Abated or Adjusted 1975	
Public Buildings and Grounds	32,700.00	Buildings and Grounds	152,412.42	Transfers to Tax Title Liens or Foreclosed	
Other Public Works	22,250.00	Library and Education	77,207.88	Balance December 31, 1975	123.74
HEALTH and WELFARE		Conservation		TAX TITLE LIENS OUTSTANDING	
Health Services Except Environmental	110,200.00	All Other		Balance January 1, 1975	5,187.31
Welfare-Public Assistance	6,950.00	CAPITAL DEBT AUTHORIZED, DECEMBER 31, 1975		Transfer From Taxes	
Hospitals, Clinics, First Aid	3,000.00	ISSUED AND UNISSUED GROSS DEBT		Redeemed in 1975	4,757.79
Animal, Insect, & Rodent Control	2,300.00	School 433,306		Cancelled, Abated or Adjusted (1975)	
Other Welfare Services	1,000.00	Self-liquidating 103,000	103,000	Transfers to Foreclosed Property	
RECREATION and CONSERVATION		Other 2,364,430	2,364,430	Balance December 31, 1975	429.52
Beaches and Boardwalks		Total 2,900,736	2,467,430	PROPERTY ACQUIRED BY DEED OR	
Parks, Playgrounds, Shade Trees	63,000.00			FORECLOSURE	
Land Reclamation & Conservation				Balance January 1, 1975	24,065.00
Other Recreational Services	9,500.00	ISSUED AND OUTSTANDING		Transfers From Taxes or Liens	
EDUCATION (excluding schools)		School 433,306.00		Sale for Cash (1975)	
Libraries	65,000.00	Self-Liquidating 50,000.00		Cancelled, Abated or Adjusted (1975)	
Other Educational Services		Other 1,980,680.00		Balance December 31, 1975	24,065.00
STATUTORY EXPENDITURES		Total 2,463,986.00		CURRENT FINANCES DECEMBER 31, 1975	
Pensions & F. I. C. A.	131,800.00	EQUALIZED VALUATION BASIS		ASSETS	
Employee Fringe Benefits	46,100.00	FOR NET DEBT COMPUTATION	188,923,197.33	Cash Dec. 31, 1975.	465,503.36
Other Statutory Expenditures		REAL PROPERTY VALUATIONS		Taxes Receivable	110,051.99
CETA And Other Public Employment Programs	18,000.00	Code Class # of Parcels % VAL'N.		Tax Title Liens	429.52
MUNICIPAL FUNCTIONS TOTAL	2,209,371.00	1 Vacant Land 108 1.18	1,821,800.00	Foreclosed Property	24,065.00
CAPITAL IMPROVEMENTS *MEMO*	39,350.00	2 Residential 3624 78.02	120,548,000.00	Emergencies & Other Deferred Charges	9,350.00
DEBT SERVICE		3 Farm		State and Federal Aid Receivable	14,602.36
Principal Payments	51,840.00	4a Commercial 186 7.47	11,537,200.00	Other Receivables	18,465.77
Interest Payments	71,297.25	4b Industrial 72 4.56	7,047,800.00	Total	642,468.00
DEFERRED CHARGES	117,085.66	4c Apartments 40 8.78	13,561,100.00	LIABILITIES, RESERVES, AND SURPLUS	
SCHOOL, COUNTY, SPECIAL DISTRICT TAXES	3,124,789.82	Total 4030	154,515,900.00	Cash Liabilities	388,011.05
RESERVE FOR UNCOLLECTED TAXES	116,269.48	Land Area 2.50 Sq. Miles		Reserves for Receivables	153,012.28
EXPENDITURES TOTAL	5,690,653.21	Net Valuation Taxable-Municipal	155,215,076.00	Surplus Dec. 31, 1975	101,444.67
		Net Valuation Taxable-County	198,051,359.00	Total	642,468.00
		State Equalized Valuation	200,437,077.00		
		State Equalization Ratio	77.36		

0908

Population 1970 **47,840**
 Population 1975 **48,515**
 S & P Rating **BBB+**
 Moody Rating **BAA-1**

General Tax Rate Per \$100. **3.01**
 State Equalized Tax Rate **3.48**

NORTH BERGEN TOWNSHIP — HUDSON CO.

Form of Government:
 Commission (1911)
 Number of Members on Governing Body 5

PER CAPITA:
 Gross Debt **579.64**
 Net Debt **250.68**
 Debt Service **37.49**
 Total Tax Levy **447.79**
 Municipal Expenditures **263.80**

PER CENT:
 Gross Debt **5.00**
 Net Debt **2.16**
 Tax Levy Collected **88.01**
 Tax Levy Cancelled, Abated or Adjusted **4.06**

EXPENDITURES		REVENUES-REALIZED		1975 PROPERTY TAX	
GENERAL GOVERNMENT				STATE EQUALIZED TAX RATE	
Governing Body & Public Boards	81,000.00	1975 Property Taxes Collected	19,126,802.00	Local District School Taxes	1.32
Municipal Clerk	50,800.00	1975 Payments in Lieu of Taxes	25,007.32	Regional & Consolidated School Tax	
Financial Administration	101,268.00	Delinquent Tax & Lien Collections	737,348.04	School Taxes in Municipal Budget	.11
Assessment of Taxes	78,840.00	Business Personalty Replacement Taxes	812,500.65	County Taxes	.97
Collection of Taxes	68,130.00	Taxes from Public Utilities	993,200.00	County Library Taxes	
Planning, Housing & Development		Other Miscellaneous Tax Revenues		Local Municipal Purpose Taxes	1.05
Human Resources		State Aid Revenues	205,596.43	Veteran & Senior Citizen Taxes	.03
Elections	46,700.00	Federal Aid Revenues	91,675.00	Total Taxes for Rate Computation	3.48
General Administration (other)	690,300.00	State and Local Fiscal Assistance Act Utilized	1,073,421.58	Special District Taxes	
JUDICIARY		Sale of Acquired Property	1,250.00	Bank Stock Taxes	9,860.22
Municipal Courts	55,100.00	Other Miscellaneous Revenues	384,228.57	Added and Omitted Taxes	55,351.38
PUBLIC SAFETY		Total	23,451,029.59	Total Taxes Levied - ABSTRACT	21,724,489.55
Fire Protection	2,108,455.00	Prior Years Surplus Appropriated	834,917.78	Total Taxes Billed	21,731,547.03
Police Protection	2,178,528.00	REVENUES TOTAL	24,285,947.37	1975 TAXES COLLECTED	19,126,802.00
Civil Defense & Disaster Control	3,000.00	Reserve For Uncollected Taxes	2,160,352.95	1975 Taxes Cancelled, Abated or Adjusted	882,060.44
Environmental Inspection & Control	60,500.00	CAPITAL OUTLAY TOTAL	526,550.84	Transfer to Tax Title Liens or Foreclosed	311,760.68
Other Public Safety	11,100.00			Balance Outstanding Dec. 31, 1975	1,410,923.91
PUBLIC WORKS				PRIOR YEARS TAXES OUTSTANDING	
Streets and Drainage	726,850.00	Public Enterprises		Balance January 1, 1975	2,070,697.47
Sewers and Sewage Processing		Recreation—Culture	61,396.91	Collected in 1975	620,692.27
Garbage and Trash Disposal	650,500.00	Public Works	353,456.54	Cancelled, Abated or Adjusted 1975	187,387.28
Public Buildings and Grounds	86,800.00	Buildings and Grounds	79,031.75	Transfers to Tax Title Liens or Foreclosed	61,568.45
Other Public Works		Library and Education	32,665.64	Balance December 31, 1975	1,201,049.47
HEALTH and WELFARE		Conservation		TAX TITLE LIENS OUTSTANDING	
Health Services Except Environmental	112,300.00	All Other		Balance January 1, 1975	770,913.72
Welfare-Public Assistance	79,900.00	CAPITAL DEBT AUTHORIZED, DECEMBER 31, 1975		Transfer From Taxes	381,875.41
Hospitals, Clinics, First Aid		ISSUED AND UNISSUED		Redeemed in 1975	116,655.77
Animal, Insect, & Rodent Control	7,100.00	GROSS DEBT		Cancelled, Abated or Adjusted (1975)	
Other Welfare Services		School	15,695,000	Transfers to Foreclosed Property	
RECREATION and CONSERVATION		Self-liquidating	357,000	Balance December 31, 1975	1,036,133.36
Beaches and Boardwalks		Other	12,069,300	PROPERTY ACQUIRED BY DEED OR	
Parks, Playgrounds, Shade Trees	273,272.26	Total	28,121,300	FORECLOSURE	
Land Reclamation & Conservation		ISSUED AND OUTSTANDING		Balance January 1, 1975	538,329.00
Other Recreational Services	3,000.00	School	15,695,000.00	Transfers From Taxes or Liens	
EDUCATION (excluding schools)		Self-Liquidating	357,000.00	Sale for Cash (1975)	1,250.00
Libraries	100,000.00	Other	8,500,000.00	Cancelled, Abated or Adjusted (1975)	150.00
Other Educational Services		Total	24,552,000.00	Balance December 31, 1975	536,929.00
STATUTORY EXPENDITURES		EQUALIZED VALUATION BASIS		CURRENT FINANCES DECEMBER 31, 1975	
Pensions & F. I. C. A.	795,240.14	FOR NET DEBT COMPUTATION	562,813,422.00	ASSETS	
Employee Fringe Benefits		REAL PROPERTY VALUATIONS		Cash Dec. 31, 1975	1,406,572.43
Other Statutory Expenditures		Code Class # of Parcels % VAL'N	ASSESSED VALUATION	Taxes Receivable	2,611,973.38
CETA And Other Public Employment Programs	91,675.00	1 Vacant Land 491 6.75	48,512,050.00	Tax Title Liens	1,036,133.36
MUNICIPAL FUNCTIONS TOTAL	8,460,358.40	2 Residential 6985 39.53	284,028,762.00	Foreclosed Property	536,929.00
CAPITAL IMPROVEMENTS *MEMO*	130,258.52	3 Farm		Emergencies & Other Deferred Charges	1,495,872.10
DEBT SERVICE		4a Commercial 638 17.62	126,568,600.00	State and Federal Aid Receivable	117,575.13
Principal Payments	1,015,000.00	4b Industrial 278 23.01	165,323,200.00	Other Receivables	40,463.47
Interest Payments	803,859.02	4c Apartments 233 13.09	94,062,400.00	Total	7,245,518.87
TYPE I SCHL DEBT - MEMO	718,445.00	Total	718,495,012.00	LIABILITIES, RESERVES, AND SURPLUS	
DEFERRED CHARGES	358,864.65	Land Area 5.40 Sq. Miles		Cash Liabilities	3,020,019.66
SCHOOL, COUNTY, SPECIAL DISTRICT TAXES	15,063,297.09	Net Valuation Taxable-Municipal	725,948,916.00	Reserves for Receivables	4,225,499.21
RESERVE FOR UNCOLLECTED TAXES	2,160,352.95	Net Valuation Taxable-County	621,301,350.00	Surplus Dec. 31, 1975	
EXPENDITURES TOTAL	27,861,732.11	State Equalized Valuation	630,354,964.00	Total	7,245,518.87
		State Equalization Ratio	115.72		

1215

Population 1970 **16,760**
 Population 1975 **17,860**
 S & P Rating
 Moody Rating **A-1**

General Tax Rate Per \$100. **3.36**
 State Equalized Tax Rate **2.76**

NORTH BRUNSWICK TOWNSHIP — MIDDLESEX COUNTY

Form of Government:
 Township Committee
 Number of Members on Governing Body 5

PER CAPITA:
 Gross Debt **1,069.72**
 Net Debt **451.44**
 Debt Service **23.26**
 Total Tax Levy **596.44**
 Municipal Expenditures **245.96**

PER CENT:
 Gross Debt **5.36**
 Net Debt **2.26**
 Tax Levy Collected **94.42**
 Tax Levy Cancelled, Abated or Adjusted **.82**

EXPENDITURES		REVENUES-REALIZED		1975 PROPERTY TAX	
GENERAL GOVERNMENT				STATE EQUALIZED TAX RATE 1.92	
Governing Body & Public Boards		1975 Property Taxes Collected	10,080,821.34	Local District School Taxes	7,298,456.00
Municipal Clerk		1975 Payments in Lieu of Taxes		Regional & Consolidated School Tax	
Financial Administration	50,300.00	Delinquent Tax & Lien Collections	314,840.66	School Taxes in Municipal Budget	
Assessment of Taxes	33,000.00	Business Personalty Replacement Taxes	928,743.51	County Taxes	.64 2,421,089.24
Collection of Taxes	37,000.00	Taxes from Public Utilities	779,741.23	County Library Taxes	
Planning, Housing & Development	102,100.00	Other Miscellaneous Tax Revenues		Local Municipal Purpose Taxes	.18 665,684.30
Human Resources	1,300.00	State Aid Revenues	9,302.51	Veteran & Senior Citizen Taxes	.02 92,750.00
Elections	4,200.00	Federal Aid Revenues		Total Taxes for Rate Computation	2.76 10,477,979.54
General Administration (other)	308,250.00	State and Local Fiscal Assistance Act Utilized	174,373.00	Special District Taxes	
JUDICIARY		Sale of Acquired Property		Bank Stock Taxes	14,275.70
Municipal Courts	34,700.00	Other Miscellaneous Revenues	482,992.43	Added and Omitted Taxes	252,896.01
PUBLIC SAFETY		Total	12,770,814.68	Total Taxes Levied - ABSTRACT	10,652,401.25
Fire Protection	50,000.00	Prior Years Surplus Appropriated	1,180,000.00	Total Taxes Billed	10,676,384.29
Police Protection	946,023.00	REVENUES TOTAL	13,950,814.68	1975 TAXES COLLECTED	10,080,821.34
Civil Defense & Disaster Control	8,000.00	Reserve For Uncollected Taxes	550,000.00	1975 Taxes Cancelled, Abated or Adjusted	87,136.48
Environmental Inspection & Control	63,820.00	CAPITAL OUTLAY TOTAL	698,812.57	Transfer to Tax Title Liens or Foreclosed	53,512.16
Other Public Safety				Balance Outstanding Dec. 31, 1975	454,914.21
PUBLIC WORKS				PRIOR YEARS TAXES OUTSTANDING	
Streets and Drainage	595,580.00	Public Enterprises	2,088.89	Balance January 1, 1975	357,828.39
Sewers and Sewage Processing		Recreation—Culture	92,244.06	Collected in 1975	314,638.95
Garbage and Trash Disposal	278,000.00	Public Works	579,277.87	Cancelled, Abated or Adjusted 1975	10,695.85
Public Buildings and Grounds	68,600.00	Buildings and Grounds	25,201.75	Transfers to Tax Title Liens or Foreclosed	23,458.48
Other Public Works	18,000.00	Library and Education		Balance December 31, 1975	9,035.11
HEALTH and WELFARE		Conservation		TAX TITLE LIENS OUTSTANDING	
Health Services Except Environmental	4,850.00	All Other		Balance January 1, 1975	49,181.87
Welfare-Public Assistance	10,400.00	CAPITAL DEBT AUTHORIZED, DECEMBER 31, 1975		Transfer From Taxes	80,387.82
Hospitals, Clinics, First Aid	1,500.00	ISSUED AND UNISSUED GROSS DEBT NET DEBT		Redeemed in 1975	201.71
Animal, Insect, & Rodent Control	6,100.00	School 10,470,000	1,614,000	Cancelled, Abated or Adjusted (1975)	1,138.41
Other Welfare Services		Self-liquidating 1,614,000	6,448,775	Transfers to Foreclosed Property	
RECREATION and CONSERVATION		Other 7,021,217	8,062,775	Balance December 31, 1975	128,229.57
Beaches and Boardwalks		Total 19,105,217		PROPERTY ACQUIRED BY DEED OR FORECLOSURE	
Parks, Playgrounds, Shade Trees	180,350.00	ISSUED AND OUTSTANDING		Balance January 1, 1975	40,207.25
Land Reclamation & Conservation	1,500.00	School 10,470,000.00		Transfers From Taxes or Liens	
Other Recreational Services	3,500.00	Self-Liquidating 1,614,000.00		Sale for Cash (1975)	
EDUCATION (excluding schools)		Other 5,167,000.00		Cancelled, Abated or Adjusted (1975)	
Libraries	135,000.00	Total 17,251,000.00		Balance December 31, 1975	40,207.25
Other Educational Services	12,000.00	EQUALIZED VALUATION BASIS		CURRENT FINANCES DECEMBER 31, 1975	
STATUTORY EXPENDITURES		FOR NET DEBT COMPUTATION	356,207,172.67	ASSETS	
Pensions & F. I. C. A.	187,753.00	REAL PROPERTY VALUATIONS		Cash Dec. 31, 1975	1,354,667.29
Employee Fringe Benefits	88,350.00	Code Class # of Parcels % VAL'N		Taxes Receivable	463,949.42
Other Statutory Expenditures		1 Vacant Land 1433 8.49	26,266,900.00	Tax Title Liens	128,229.57
CETA And Other Public Employment Programs		2 Residential 4034 43.10	133,357,700.00	Foreclosed Property	40,207.25
MUNICIPAL FUNCTIONS TOTAL	3,230,176.00	3 Farm 40 .29	889,500.00	Emergencies & Other Deferred Charges	49,600.00
CAPITAL IMPROVEMENTS *MEMO*	50,000.00	4a Commercial 203 9.94	30,751,616.00	State and Federal Aid Receivable	84,012.53
DEBT SERVICE		4b Industrial 41 31.17	96,447,800.00	Other Receivables	60,455.36
Principal Payments	116,000.00	4c Apartments 19 7.02	21,713,500.00	Total	2,181,121.42
Interest Payments	299,337.83	Total 5770	309,427,016.00	LIABILITIES, RESERVES, AND SURPLUS	
DEFERRED CHARGES	197,286.17	Land Area 12.00 Sq. Miles		Cash Liabilities	368,184.42
SCHOOL, COUNTY, SPECIAL DISTRICT TAXES	9,719,545.24	Net Valuation Taxable-Municipal	312,528,840.00	Reserves for Receivables	692,841.60
RESERVE FOR UNCOLLECTED TAXES	550,000.00	Net Valuation Taxable-County	449,582,019.00	Surplus Dec. 31, 1975	1,120,095.40
EXPENDITURES TOTAL	14,112,345.24	State Equalized Valuation	379,295,049.00	Total	2,181,121.42
		State Equalization Ratio	82.30		

0715

Population 1970 **6,695**
 Population 1975 **6,780**
 S & P Rating
 Moody Rating **BAA-1**

General Tax Rate Per \$100. **5.09**
 State Equalized Tax Rate **4.20**

NORTH CALDWELL BOROUGH — ESSEX CO.

Form of Government:
 Borough Council
 Number of Members on Governing Body 6

PER CAPITA:

Gross Debt **677.77**
 Net Debt **336.19**
 Debt Service **14.95**
 Total Tax Levy **645.22**
 Municipal Expenditures **179.16**

PER CENT:

Gross Debt **4.83**
 Net Debt **2.40**
 Tax Levy Collected **97.94**
 Tax Levy Cancelled, Abated or Adjusted **.03**

EXPENDITURES		REVENUES-REALIZED		1975 PROPERTY TAX	
GENERAL GOVERNMENT				STATE EQUALIZED TAX RATE \rightarrow	
Governing Body & Public Boards		1975 Property Taxes Collected	4,292,093.98	Local District School Taxes 1.15	1,200,703.00
Municipal Clerk		1975 Payments in Lieu of Taxes		Regional & Consolidated School Tax 1.23	1,286,125.57
Financial Administration	8,300.00	Delinquent Tax & Lien Collections	71,053.12	School Taxes in Municipal Budget	
Assessment of Taxes	8,024.00	Business Personalty Replacement Taxes	15,367.00	County Taxes 1.23	1,285,027.70
Collection of Taxes	12,880.00	Taxes from Public Utilities	143,381.46	County Library Taxes	
Planning, Housing & Development	13,300.00	Other Miscellaneous Tax Revenues		Local Municipal Purpose Taxes .56	585,180.18
Human Resources	7,000.00	State Aid Revenues	1,508.50	Veteran & Senior Citizen Taxes .02	25,260.00
Elections	700.00	Federal Aid Revenues		Total Taxes for Rate Computation 4.19	4,382,296.45
General Administration (other)	122,110.00	State and Local Fiscal Assistance Act Utilized	25,870.26	Special District Taxes	
JUDICIARY		Sale of Acquired Property		Bank Stock Taxes	
Municipal Courts	17,600.00	Other Miscellaneous Revenues	167,050.41	Added and Omitted Taxes	17,570.68
PUBLIC SAFETY		Total	4,716,324.73	Total Taxes Levied - ABSTRACT	4,374,607.13
Fire Protection	14,400.00	Prior Years Surplus Appropriated	247,000.00	Total Taxes Billed	4,382,531.31
Police Protection	265,500.00	REVENUES TOTAL	4,963,324.73	1975 TAXES COLLECTED	4,292,093.98
Civil Defense & Disaster Control	100.00	Reserve For Uncollected Taxes	177,710.00	1975 Taxes Cancelled, Abated or Adjusted	1,131.40
Environmental Inspection & Control	4,600.00			Transfer to Tax Title Liens or Foreclosed	5,476.84
Other Public Safety		CAPITAL OUTLAY TOTAL	437,328.74	Balance Outstanding Dec. 31, 1975	83,829.09
PUBLIC WORKS				PRIOR YEARS TAXES OUTSTANDING	
Streets and Drainage	108,640.00	Public Enterprises	13,129.19	Balance January 1, 1975	71,053.12
Sewers and Sewage Processing	61,500.00	Recreation—Culture		Collected in 1975	71,053.12
Garbage and Trash Disposal	141,267.55	Public Works	424,199.55	Cancelled, Abated or Adjusted 1975	
Public Buildings and Grounds	20,300.00	Buildings and Grounds		Transfers to Tax Title Liens or Foreclosed	
Other Public Works		Library and Education		Balance December 31, 1975	
HEALTH and WELFARE		Conservation		TAX TITLE LIENS OUTSTANDING	
Health Services Except Environmental	10,934.03	All Other		Balance January 1, 1975	16,816.89
Welfare-Public Assistance	1,400.00	CAPITAL DEBT AUTHORIZED, DECEMBER 31, 1975		Transfer From Taxes	5,476.84
Hospitals, Clinics, First Aid		ISSUED AND UNISSUED		Redeemed in 1975	
Animal, Insect, & Rodent Control		School	1,851,839	Cancelled, Abated or Adjusted (1975)	
Other Welfare Services		Self-liquidating	238,774	Transfers to Foreclosed Property	
RECREATION and CONSERVATION		Other	2,504,664	Balance December 31, 1975	22,293.73
Beaches and Boardwalks		Total	4,595,277	PROPERTY ACQUIRED BY DEED OR FORECLOSURE	
Parks, Playgrounds, Shade Trees	15,385.00	ISSUED AND OUTSTANDING		Balance January 1, 1975	28,600.00
Land Reclamation & Conservation		School	1,784,018.00	Transfers From Taxes or Liens	
Other Recreational Services		Self-Liquidating	190,350.00	Sale for Cash (1975)	
EDUCATION (excluding schools)		Other	2,132,385.00	Cancelled, Abated or Adjusted (1975)	
Libraries		Total	4,106,753.00	Balance December 31, 1975	28,600.00
Other Educational Services		EQUALIZED VALUATION BASIS		CURRENT FINANCES DECEMBER 31, 1975	
STATUTORY EXPENDITURES		FOR NET DEBT COMPUTATION	95,048,488.33	ASSETS	
Pensions & F. I. C. A.	40,600.00	REAL PROPERTY VALUATIONS		Cash Dec. 31, 1975	1,289,822.02
Employee Fringe Benefits	17,000.00	Code Class # of Parcels % VAL'N		Taxes Receivable	83,829.09
Other Statutory Expenditures		1 Vacant Land 176 2.43	2,086,100.00	Tax Title Liens	22,293.73
CETA And Other Public Employment Programs		2 Residential 1507 93.58	80,387,800.00	Foreclosed Property	28,600.00
MUNICIPAL FUNCTIONS TOTAL	891,540.58	3 Farm 7 .12	105,100.00	Emergencies & Other Deferred Charges	8,800.00
CAPITAL IMPROVEMENTS *MEMO*	16,000.00	4a Commercial 20 3.30	2,837,500.00	State and Federal Aid Receivable	10,000.00
DEBT SERVICE		4b Industrial 9 .56	484,500.00	Other Receivables	300.00
Principal Payments	20,000.00	4c Apartments		Total	1,443,644.84
Interest Payments	81,391.25	Total	85,901,000.00	LIABILITIES, RESERVES, AND SURPLUS	
DEFERRED CHARGES	44,071.40	Land Area 2.90 Sq. Miles		Cash Liabilities	1,081,577.77
SCHOOL, COUNTY, SPECIAL DISTRICT TAXES	3,771,856.27	Net Valuation Taxable-Municipal	86,254,400.00	Reserves for Receivables	135,022.82
RESERVE FOR UNCOLLECTED TAXES	177,710.00	Net Valuation Taxable-County	97,398,940.00	Surplus Dec. 31, 1975	227,044.25
EXPENDITURES TOTAL	4,986,569.50	State Equalized Valuation	104,437,975.00	Total	1,443,644.84
		State Equalization Ratio	82.53		

1606

Population 1970 7,625
 Population 1975 7,715
 S & P Rating
 Moody Rating

General Tax Rate Per \$100. 4.93
 State Equalized Tax Rate 2.55

NORTH HALEDON BOROUGH — PASSAIC CO.
 Form of Government:
 Borough Council
 Number of Members on Governing Body 6

PER CAPITA: 327.30
 Gross Debt 79.65
 Net Debt 2.63
 Debt Service 401.93
 Total Tax Levy 149.04
 Municipal Expenditures

PER CENT: 2.24
 Gross Debt .55
 Net Debt 96.66
 Tax Levy Collected
 Tax Levy Cancelled, Abated or Adjusted .09

EXPENDITURES		REVENUES-REALIZED		1975 PROPERTY TAX	
GENERAL GOVERNMENT				STATE EQUALIZED TAX RATE	
Governing Body & Public Boards		1975 Property Taxes Collected	2,997,773.61	Local District School Taxes .85	1,040,070.00
Municipal Clerk		1975 Payments in Lieu of Taxes		Regional & Consolidated School Tax .77	939,939.23
Financial Administration	17,600.00	Delinquent Tax & Lien Collections	96,005.25	School Taxes in Municipal Budget	
Assessment of Taxes	7,700.00	Business Personality Replacement Taxes	33,106.63	County Taxes .58	715,766.66
Collection of Taxes	11,165.00	Taxes from Public Utilities	152,848.49	County Library Taxes	
Planning, Housing & Development	9,000.00	Other Miscellaneous Tax Revenues		Local Municipal Purpose Taxes .32	386,484.79
Human Resources	700.00	State Aid Revenues	32,068.00	Veteran & Senior Citizen Taxes .04	53,400.00
Elections	1,413.50	Federal Aid Revenues	95,100.31	Total Taxes for Rate Computation 2.56	3,135,660.68
General Administration (other)	114,910.00	State and Local Fiscal Assistance Act Utilized	44,964.69	Special District Taxes	
JUDICIARY		Sale of Acquired Property		Bank Stock Taxes	1,753.21
Municipal Courts	7,440.00	Other Miscellaneous Revenues	93,379.57	Added and Omitted Taxes	16,842.55
PUBLIC SAFETY		Total	3,545,246.55	Total Taxes Levied - ABSTRACT	3,100,856.44
Fire Protection	30,680.00	Prior Years Surplus Appropriated	200,000.00	Total Taxes Billed	3,101,331.94
Police Protection	250,818.15	REVENUES TOTAL	3,745,246.55	1975 TAXES COLLECTED	2,997,773.61
Civil Defense & Disaster Control	980.00	Reserve For Uncollected Taxes	124,561.00	1975 Taxes Cancelled, Abated or Adjusted	2,822.42
Environmental Inspection & Control	9,770.00			Transfer to Tax Title Liens or Foreclosed	24.65
Other Public Safety		CAPITAL OUTLAY TOTAL	112,957.84	Balance Outstanding Dec. 31, 1975	100,711.26
PUBLIC WORKS				PRIOR YEARS TAXES OUTSTANDING	
Streets and Drainage	156,803.44	Public Enterprises		Balance January 1, 1975	98,589.72
Sewers and Sewage Processing		Recreation—Culture	40,182.78	Collected in 1975	96,005.25
Garbage and Trash Disposal	92,000.16	Public Works	72,775.06	Cancelled, Abated or Adjusted 1975	
Public Buildings and Grounds	19,056.56	Buildings and Grounds		Transfers to Tax Title Liens or Foreclosed	
Other Public Works		Library and Education		Balance December 31, 1975	2,584.47
HEALTH and WELFARE		Conservation		TAX TITLE LIENS OUTSTANDING	
Health Services Except Environmental	8,415.00	All Other		Balance January 1, 1975	221.68
Welfare-Public Assistance	1,115.00			Transfer From Taxes	24.65
Hospitals, Clinics, First Aid	1,500.00	CAPITAL DEBT AUTHORIZED, DECEMBER 31, 1975		Redeemed in 1975	
Animal, Insect, & Rodent Control		ISSUED AND UNISSUED GROSS DEBT		Cancelled, Abated or Adjusted (1975)	
Other Welfare Services		School	1,906,969	Transfers to Foreclosed Property	
RECREATION and CONSERVATION		Self-liquidating		Balance December 31, 1975	246.33
Beaches and Boardwalks		Other	618,155	PROPERTY ACQUIRED BY DEED OR FORECLOSURE	
Parks, Playgrounds, Shade Trees		Total	2,525,124	Balance January 1, 1975	43,900.00
Land Reclamation & Conservation	38,164.31			Transfers From Taxes or Liens	
Other Recreational Services	30,504.16	ISSUED AND OUTSTANDING		Sale for Cash (1975)	
EDUCATION (excluding schools)		School	1,854,698.00	Cancelled, Abated or Adjusted (1975)	
Libraries	56,000.00	Self-liquidating		Balance December 31, 1975	43,900.00
Other Educational Services	1,650.00	Other	418,200.00	CURRENT FINANCES DECEMBER 31, 1975	
STATUTORY EXPENDITURES		Total	2,272,898.00	ASSETS	
Pensions & F. I. C. A.	42,500.47	EQUALIZED VALUATION BASIS		Cash Dec. 31, 1975	418,169.60
Employee Fringe Benefits	13,500.00	FOR NET DEBT COMPUTATION	112,532,034.00	Taxes Receivable	103,295.73
Other Statutory Expenditures		REAL PROPERTY VALUATIONS		Tax Title Liens	246.33
CETA And Other Public Employment Programs	58,823.00	Code Class # of Parcels % VAL'N	ASSESSED VALUATION	Foreclosed Property	43,900.00
MUNICIPAL FUNCTIONS TOTAL	982,248.75	1 Vacant Land 129 3.46	2,191,200.00	Emergencies & Other Deferred Charges	127,500.00
CAPITAL IMPROVEMENTS *MEMO†	7,500.00	2 Residential 2182 90.66	57,418,200.00	State and Federal Aid Receivable	58,591.14
DEBT SERVICE		3 Farm 14 .66	415,888.00	Other Receivables	2,696.46
Principal Payments		4a Commercial 41 3.97	2,514,200.00	Total	754,399.26
Interest Payments	20,279.03	4b Industrial 8 1.26	795,100.00	LIABILITIES, RESERVES, AND SURPLUS	
DEFERRED CHARGES	22,762.53	4c Apartments		Cash Liabilities	306,418.89
SCHOOL, COUNTY, SPECIAL DISTRICT TAXES	2,695,775.89	Total 2374	63,334,588.00	Reserves for Receivables	150,138.52
RESERVE FOR UNCOLLECTED TAXES	124,561.00	Land Area 3.50 Sq. Miles		Surplus Dec. 31, 1975	297,841.85
EXPENDITURES TOTAL	3,845,627.20	Net Valuation Taxable-Municipal	63,604,546.00	Total	754,399.26
		Net Valuation Taxable-County	116,986,870.00		
		State Equalized Valuation	122,372,499.00		
		State Equalization Ratio	51.87		

0326

Population 1970 **9,870**
 Population 1975 **8,730**
 S & P Rating
 Moody Rating

General Tax Rate Per \$100. **1.50**
 State Equalized Tax Rate **1.72**

NORTH HANOVER TOWNSHIP — BURLINGTON COUNTY

Form of Government:
 Township Committee
 Number of Members on Governing Body 5

PER CAPITA:		PER CENT:	
Gross Debt	25.33	Gross Debt	.94
Net Debt	.41	Net Debt	.02
Debt Service	.14	Tax Levy Collected	91.94
Total Tax Levy	53.83	Tax Levy Cancelled, Abated or Adjusted	.82
Municipal Expenditures	60.04		

EXPENDITURES		REVENUES-REALIZED		1975 PROPERTY TAX	
GENERAL GOVERNMENT				STATE EQUALIZED TAX RATE	
Governing Body & Public Boards		1975 Property Taxes Collected	432,742.02	Local District School Taxes	78,648.00
Municipal Clerk		1975 Payments in Lieu of Taxes		Regional & Consolidated School Tax	218,597.49
Financial Administration	8,900.00	Delinquent Tax & Lien Collections	15,094.33	School Taxes in Municipal Budget	
Assessment of Taxes	5,600.00	Business Personalty Replacement Taxes	14,348.29	County Taxes	162,853.73
Collection of Taxes	4,013.00	Taxes from Public Utilities	266,218.71	County Library Taxes	6,716.29
Planning, Housing & Development	7,500.00	Other Miscellaneous Tax Revenues		Local Municipal Purpose Taxes	
Human Resources		State Aid Revenues	3,120.00	Veteran & Senior Citizen Taxes	8,390.00
Elections		Federal Aid Revenues	46,216.07	Total Taxes for Rate Computation	475,205.51
General Administration (other)	56,600.00	State and Local Fiscal Assistance Act Utilized	61,266.30	Special District Taxes	
JUDICIARY		Sale of Acquired Property		Bank Stock Taxes	470.97
Municipal Courts	16,150.00	Other Miscellaneous Revenues	155,019.60	Added and Omitted Taxes	2,668.88
PUBLIC SAFETY		Total	994,025.32	Total Taxes Levied - ABSTRACT	469,955.36
Fire Protection	6,100.00	Prior Years Surplus Appropriated	66,021.68	Total Taxes Billed	470,680.50
Police Protection	45,775.00	REVENUES TOTAL	1,060,047.00	1975 TAXES COLLECTED	432,742.02
Civil Defense & Disaster Control	1,700.00	Reserve For Uncollected Taxes	44,700.00	1975 Taxes Cancelled, Abated or Adjusted	3,861.57
Environmental Inspection & Control	4,700.00			Transfer to Tax Title Liens or Foreclosed	12.75
Other Public Safety		CAPITAL OUTLAY TOTAL	1,752.00	Balance Outstanding Dec. 31, 1975	34,064.16
PUBLIC WORKS				PRIOR YEARS TAXES OUTSTANDING	
Streets and Drainage	173,434.63	Public Enterprises		Balance January 1, 1975	22,334.20
Sewers and Sewage Processing	200.00	Recreation—Culture		Collected in 1975	15,094.33
Garbage and Trash Disposal	15,000.00	Public Works		Cancelled, Abated or Adjusted 1975	
Public Buildings and Grounds	36,600.00	Buildings and Grounds	1,752.00	Transfers to Tax Title Liens or Foreclosed	3.48
Other Public Works		Library and Education		Balance December 31, 1975	7,236.39
HEALTH and WELFARE		Conservation		TAX TITLE LIENS OUTSTANDING	
Health Services Except Environmental	1,850.00	All Other		Balance January 1, 1975	
Welfare-Public Assistance	4,050.00	CAPITAL DEBT AUTHORIZED, DECEMBER 31, 1975		Transfer From Taxes	49.13
Hospitals, Clinics, First Aid		ISSUED AND UNISSUED GROSS DEBT		Redeemed in 1975	
Animal, Insect, & Rodent Control	500.00	School	217,498	Cancelled, Abated or Adjusted (1975)	
Other Welfare Services		Self-liquidating		Transfers to Foreclosed Property	
RECREATION and CONSERVATION		Other	3,600	Balance December 31, 1975	49.13
Beaches and Boardwalks		Total	221,098	PROPERTY ACQUIRED BY DEED OR FORECLOSURE	
Parks, Playgrounds, Shade Trees	5,349.00	ISSUED AND OUTSTANDING		Balance January 1, 1975	
Land Reclamation & Conservation	14,477.34	School	217,498.00	Transfers From Taxes or Liens	
Other Recreational Services	2,800.00	Self-Liquidating		Sale for Cash (1975)	
EDUCATION (excluding schools)		Other	3,600.00	Cancelled, Abated or Adjusted (1975)	
Libraries	100.00	Total	221,098.00	Balance December 31, 1975	
Other Educational Services		EQUALIZED VALUATION BASIS		CURRENT FINANCES DECEMBER 31, 1975	
STATUTORY EXPENDITURES		FOR NET DEBT COMPUTATION	23,531,647.33	ASSETS	
Pensions & F. I. C. A.	9,720.00	REAL PROPERTY VALUATIONS		Cash Dec. 31, 1975	516,480.37
Employee Fringe Benefits		Code Class # of Parcels % VAL'N		Taxes Receivable	41,300.55
Other Statutory Expenditures		1 Vacant Land 149 8.28	2,585,150.00	Tax Title Liens	49.13
CETA And Other Public Employment Programs	44,610.82	2 Residential 421 48.38	15,099,700.00	Foreclosed Property	
MUNICIPAL FUNCTIONS TOTAL	465,729.79	3 Farm 199 14.72	4,594,050.00	Emergencies & Other Deferred Charges	
CAPITAL IMPROVEMENTS *MEMO*	6,000.00	4a Commercial 58 22.99	7,174,300.00	State and Federal Aid Receivable	11,145.47
DEBT SERVICE		4b Industrial		Other Receivables	4,631.01
Principal Payments	1,200.00	4c Apartments 8 5.62	1,754,300.00	Total	573,606.53
Interest Payments		Total 835	31,207,500.00	LIABILITIES, RESERVES, AND SURPLUS	
DEFERRED CHARGES	12,548.59	Land Area 17.38 Sq. Miles		Cash Liabilities	172,755.95
SCHOOL, COUNTY, SPECIAL DISTRICT TAXES	466,815.51	Net Valuation Taxable-Municipal	31,707,893.00	Reserves for Receivables	45,980.69
RESERVE FOR UNCOLLECTED TAXES	44,700.00	Net Valuation Taxable-County	26,963,320.00	Surplus Dec. 31, 1975	354,869.89
EXPENDITURES TOTAL	990,993.89	State Equalized Valuation	27,639,709.00	Total	573,606.53
		State Equalization Ratio	114.99		

1814

Population 1970 **21,890**
 Population 1975 **22,485**
 S & P Rating **A**
 Moody Rating **A**

General Tax Rate Per \$100. **6.66**
 State Equalized Tax Rate **3.38**

NORTH PLAINFIELD BOROUGH – SOMERSET COUNTY

Form of Government:

Borough Council

Number of Members on Governing Body 6

PER CAPITA:

Gross Debt **169.54**
 Net Debt **98.59**
 Debt Service **7.17**
 Total Tax Levy **337.86**
 Municipal Expenditures **137.07**

PER CENT:

Gross Debt **1.77**
 Net Debt **1.03**
 Tax Levy Collected **97.01**
 Tax Levy Cancelled, Abated
 or Adjusted **.43**

EXPENDITURES		REVENUES-REALIZED		1975 PROPERTY TAX	
GENERAL GOVERNMENT				STATE EQUALIZED TAX RATE 1.97	
Governing Body & Public Boards		1975 Property Taxes Collected	7,367,186.43	Local District School Taxes	4,466,155.35
Municipal Clerk		1975 Payments in Lieu of Taxes	15,196.61	Regional & Consolidated School Tax	
Financial Administration	5,300.00	Delinquent Tax & Lien Collections	129,103.72	School Taxes in Municipal Budget	
Assessment of Taxes	9,608.00	Business Personalty Replacement Taxes	110,947.99	County Taxes	1,071,090.54
Collection of Taxes	40,620.00	Taxes from Public Utilities	344,606.68	County Library Taxes	55,861.71
Planning, Housing & Development	575.00	Other Miscellaneous Tax Revenues		Local Municipal Purpose Taxes	1,981,794.96
Human Resources	2,800.00	State Aid Revenues	4,775.50	Veteran & Senior Citizen Taxes	105,930.00
Elections		Federal Aid Revenues		Total Taxes for Rate Computation	7,680,832.56
General Administration (other)	330,719.35	State and Local Fiscal Assistance Act Utilized	154,206.38	Special District Taxes	
JUDICIARY		Sale of Acquired Property		Bank Stock Taxes	13,987.46
Municipal Courts	33,500.00	Other Miscellaneous Revenues	204,586.15	Added and Omitted Taxes	7,942.05
PUBLIC SAFETY		Total	8,330,609.46	Total Taxes Levied - ABSTRACT	7,596,832.07
Fire Protection	522,612.86	Prior Years Surplus Appropriated	125,000.00	Total Taxes Billed	7,594,255.46
Police Protection	770,627.71	REVENUES TOTAL	8,455,609.46	1975 TAXES COLLECTED	7,367,186.43
Civil Defense & Disaster Control	2,604.29	Reserve For Uncollected Taxes	225,000.00	1975 Taxes Cancelled, Abated or Adjusted	32,485.43
Environmental Inspection & Control		CAPITAL OUTLAY TOTAL	121,920.37	Transfer to Tax Title Liens or Foreclosed	16,230.10
Other Public Safety				Balance, Outstanding Dec. 31, 1975	178,353.50
PUBLIC WORKS		Public Enterprises		PRIOR YEARS TAXES OUTSTANDING	
Streets and Drainage	340,241.43	Recreation—Culture	2,842.75	Balance January 1, 1975	141,347.56
Sewers and Sewage Processing	131,637.33	Public Works	114,184.65	Collected in 1975	126,860.92
Garbage and Trash Disposal		Buildings and Grounds	4,892.97	Cancelled, Abated or Adjusted 1975	
Public Buildings and Grounds	44,283.00	Library and Education		Transfers to Tax Title Liens or Foreclosed	14,486.64
Other Public Works		Conservation		Balance December 31, 1975	
HEALTH and WELFARE		All Other		TAX TITLE LIENS OUTSTANDING	
Health Services Except Environmental	35,484.00	CAPITAL DEBT AUTHORIZED, DECEMBER 31, 1975		Balance January 1, 1975	4,846.99
Welfare-Public Assistance	6,395.18	ISSUED AND UNISSUED		Transfer From Taxes	30,716.74
Hospitals, Clinics, First Aid	13,000.00	School	1,585,339	Redeemed in 1975	2,242.80
Animal, Insect, & Rodent Control		Self-liquidating		Cancelled, Abated or Adjusted (1975)	
Other Welfare Services		Other	2,226,660	Transfers to Foreclosed Property	
RECREATION and CONSERVATION		Total	3,811,999	Balance December 31, 1975	33,320.93
Beaches and Boardwalks	49,600.00	ISSUED AND OUTSTANDING		PROPERTY ACQUIRED BY DEED OR	
Parks, Playgrounds, Shade Trees	19,500.00	School	1,585,339.00	FORECLOSURE	
Land Reclamation & Conservation		Self-Liquidating		Balance January 1, 1975	10,066.66
Other Recreational Services		Other	1,714,200.00	Transfers From Taxes or Liens	
EDUCATION (excluding schools)		Total	3,299,539.00	Sale for Cash (1975)	
Libraries	78,000.00	EQUALIZED VALUATION BASIS		Cancelled, Abated or Adjusted (1975)	
Other Educational Services		FOR NET DEBT COMPUTATION	215,301,650.00	Balance December 31, 1975	10,066.66
STATUTORY EXPENDITURES		REAL PROPERTY VALUATIONS		CURRENT FINANCES DECEMBER 31, 1975	
Pensions & F. I. C. A.	181,700.00	Code Class # of Parcels % VAL'N		ASSETS	
Employee Fringe Benefits		1 Vacant Land 147 .44	503,900.00	Cash Dec. 31, 1975	626,613.59
Other Statutory Expenditures		2 Residential 4335 69.21	79,338,900.00	Taxes Receivable	178,353.50
CETA And Other Public Employment Programs		3 Farm		Tax Title Liens	33,320.93
MUNICIPAL FUNCTIONS TOTAL	2,618,808.15	4a Commercial 221 12.89	14,778,100.00	Foreclosed Property	10,066.66
CAPITAL IMPROVEMENTS *MEMO*		4b Industrial 4 .33	373,000.00	Emergencies & Other Deferred Charges	159,672.22
DEBT SERVICE		4c Apartments 26 17.13	19,636,800.00	State and Federal Aid Receivable	8,292.46
Principal Payments	50,000.00	Total 4733	114,630,700.00	Other Receivables	16,284.95
Interest Payments	111,111.00	Land Area 2.70 Sq. Miles		Total	1,032,604.31
DEFERRED CHARGES	77,000.00	Net Valuation Taxable-Municipal	115,330,941.00	LIABILITIES, RESERVES, AND SURPLUS	
SCHOOL, COUNTY, SPECIAL DISTRICT TAXES	5,593,107.60	Net Valuation Taxable-County	232,848,813.00	Cash Liabilities	394,834.31
RESERVE FOR UNCOLLECTED TAXES	225,000.00	State Equalized Valuation	226,262,421.00	Reserves for Receivables	238,026.04
EXPENDITURES TOTAL	8,675,026.75	State Equalization Ratio	50.82	Surplus Dec. 31, 1975	399,743.96

0507

Population 1970 **3,920**
 Population 1975 **4,185**
 S & P Rating **B88**
 Moody Rating

General Tax Rate Per \$100. **1.68**
 State Equalized Tax Rate **1.76**

NORTH WILDWOOD CITY — CAPE MAY CO.

Form of Government:

City Charter Act (P.L. 1899, c.52)

Number of Members on Governing Body 7

PER CAPITA:

Gross Debt **595.76**
 Net Debt **588.71**
 Debt Service **46.56**
 Total Tax Levy **644.79**
 Municipal Expenditures **666.58**

PER CENT:

Gross Debt **1.85**
 Net Debt **1.82**
 Tax Levy Collected **86.90**
 Tax Levy Cancelled, Abated or Adjusted **.34**

EXPENDITURES		REVENUES-REALIZED		1975 PROPERTY TAX	
GENERAL GOVERNMENT				STATE EQUALIZED TAX RATE	
Governing Body & Public Boards		1975 Property Taxes Collected	2,372,228.82	Local District School Taxes	.56
Municipal Clerk		1975 Payments in Lieu of Taxes		Regional & Consolidated School Tax	
Financial Administration	45,730.00	Delinquent Tax & Lien Collections	199,688.50	School Taxes in Municipal Budget	.01
Assessment of Taxes	12,760.00	Business Personalty Replacement Taxes	82,713.94	County Taxes	.40
Collection of Taxes	41,810.00	Taxes from Public Utilities	156,033.59	County Library Taxes	.02
Planning, Housing & Development	3,000.00	Other Miscellaneous Tax Revenues		Local Municipal Purpose Taxes	.74
Human Resources		State Aid Revenues	14,928.50	Veteran & Senior Citizen Taxes	.03
Elections	1,000.00	Federal Aid Revenues		Total Taxes for Rate Computation	1.76
General Administration (other)	261,960.00	State and Local Fiscal Assistance Act Utilized	102,159.00	Special District Taxes	
JUDICIARY		Sale of Acquired Property		Bank Stock Taxes	2,958.36
Municipal Courts	33,725.00	Other Miscellaneous Revenues	499,854.07	Added and Omitted Taxes	75,787.97
PUBLIC SAFETY		Total	3,427,606.42	Total Taxes Levied - ABSTRACT	2,698,431.38
Fire Protection	161,500.00	Prior Years Surplus Appropriated	1,160,000.00	Total Taxes Billed	2,729,711.38
Police Protection	517,000.00	REVENUES TOTAL	4,587,606.42	1975 TAXES COLLECTED	2,372,228.82
Civil Defense & Disaster Control	13,940.00	Reserve For Uncollected Taxes	285,168.06	1975 Taxes Cancelled, Abated or Adjusted	9,352.24
Environmental Inspection & Control	31,829.00			Transfer to Tax Title Liens or Foreclosed	2,714.95
Other Public Safety		CAPITAL OUTLAY TOTAL	595,905.00	Balance Outstanding Dec. 31, 1975	345,415.37
PUBLIC WORKS				PRIOR YEARS TAXES OUTSTANDING	
Streets and Drainage	443,759.00	Public Enterprises		Balance January 1, 1975	199,709.64
Sewers and Sewage Processing	112,682.08	Recreation—Culture		Collected in 1975	197,283.06
Garbage and Trash Disposal	105,000.00	Public Works	205,999.74	Cancelled, Abated or Adjusted 1975	
Public Buildings and Grounds	99,200.00	Buildings and Grounds	389,905.26	Transfers to Tax Title Liens or Foreclosed	2,426.58
Other Public Works		Library and Education		Balance December 31, 1975	
HEALTH and WELFARE		Conservation		TAX TITLE LIENS OUTSTANDING	
Health Services Except Environmental	14,116.00	All Other		Balance January 1, 1975	4,936.28
Welfare-Public Assistance	500.00	CAPITAL DEBT AUTHORIZED, DECEMBER 31, 1975		Transfer From Taxes	5,493.28
Hospitals, Clinics, First Aid		ISSUED AND UNISSUED GROSS DEBT		Redeemed in 1975	2,405.44
Animal, Insect, & Rodent Control	2,791.00	School	6,000	Cancelled, Abated or Adjusted (1975)	
Other Welfare Services		Self-liquidating		Transfers to Foreclosed Property	
RECREATION and CONSERVATION		Other	2,487,248	Balance December 31, 1975	8,024.12
Beaches and Boardwalks	106,950.00	Total	2,493,248	PROPERTY ACQUIRED BY DEED OR FORECLOSURE	
Parks, Playgrounds, Shade Trees				Balance January 1, 1975	44,347.00
Land Reclamation & Conservation				Transfers From Taxes or Liens	
Other Recreational Services	35,380.00			Sale for Cash (1975)	
EDUCATION (excluding schools)		ISSUED AND OUTSTANDING		Cancelled, Abated or Adjusted (1975)	
Libraries		School	6,000.00	Transfers to Foreclosed Property	
Other Educational Services		Self-Liquidating		Balance December 31, 1975	44,347.00
STATUTORY EXPENDITURES		Other		PROPERTY ACQUIRED BY DEED OR FORECLOSURE	
Pensions & F. I. C. A.	123,900.00	Total	2,250,000.00	Balance January 1, 1975	
Employee Fringe Benefits	48,000.00	EQUALIZED VALUATION BASIS	2,256,000.00	Transfers From Taxes or Liens	
Other Statutory Expenditures		FOR NET DEBT COMPUTATION	135,021,132.67	Sale for Cash (1975)	
CETA And Other Public Employment Programs		REAL PROPERTY VALUATIONS		Cancelled, Abated or Adjusted (1975)	
MUNICIPAL FUNCTIONS TOTAL	2,216,532.08	Code Class # of Parcels % VAL'N		Transfers to Foreclosed Property	
CAPITAL IMPROVEMENTS *M EMO	60,000.00	1 Vacant Land 352 3.44	5,452,575.00	Balance December 31, 1975	8,024.12
DEBT SERVICE		2 Residential 3052 58.14	92,097,700.00	FORECLOSURE	
Principal Payments	120,000.00	3 Farm		Balance January 1, 1975	44,347.00
Interest Payments	74,855.51	4a Commercial 228 16.17	25,615,200.00	Transfers From Taxes or Liens	
TYPE I SCHL DEBT *M EMO	20,736.00	4b Industrial 2 .18	288,900.00	Sale for Cash (1975)	
DEFERRED CHARGES	93,078.85	4c Apartments 215 22.06	34,943,450.00	Cancelled, Abated or Adjusted (1975)	
SCHOOL, COUNTY, SPECIAL DISTRICT TAXES	1,495,243.90	Total 3849	158,397,825.00	Balance December 31, 1975	44,347.00
RESERVE FOR UNCOLLECTED TAXES	285,168.06	Land Area 1.70 Sq. Miles		CURRENT FINANCES DECEMBER 31, 1975	
EXPENDITURES TOTAL	4,284,878.40	Net Valuation Taxable-Municipal	158,960,198.00	ASSETS	
		Net Valuation Taxable-County	137,954,485.00	Cash Dec. 31, 1975	1,033,281.25
		State Equalized Valuation	151,345,643.00	Taxes Receivable	345,415.37
		State Equalization Ratio	105.05	Tax Title Liens	8,024.12
				Foreclosed Property	44,347.00
				Emergencies & Other Deferred Charges	106,262.08
				State and Federal Aid Receivable	41,785.50
				Other Receivables	
				Total	1,579,115.32
				LIABILITIES, RESERVES, AND SURPLUS	
				Cash Liabilities	483,411.17
				Reserves for Receivables	397,786.49
				Surplus Dec. 31, 1975	697,917.66
				Total	1,579,115.32

0118

Population 1970 8,900
 Population 1975 9,055
 S & P Rating
 Moody Rating BAA

General Tax Rate Per \$100. 4.50
 State Equalized Tax Rate 3.62

NORTHFIELD CITY — ATLANTIC COUNTY

Form of Government:

City Charter Act (P.L. 1897 c.30)

Number of Members on Governing Body 7

PER CAPITA:

Gross Debt 1,441.78
 Net Debt 681.39
 Debt Service 60.41
 Total Tax Levy 367.56
 Municipal Expenditures 220.94

PER CENT:

Gross Debt 15.71
 Net Debt 7.42
 Tax Levy Collected 96.02
 Tax Levy Cancelled, Abated or Adjusted

EXPENDITURES		REVENUES-REALIZED		1975 PROPERTY TAX	
GENERAL GOVERNMENT				STATE EQUALIZED TAX RATE	
Governing Body & Public Boards				Local District School Taxes	1.23
Municipal Clerk				Regional & Consolidated School Tax	.73
Financial Administration	11,800.00	1975 Property Taxes Collected	3,195,875.03	School Taxes in Municipal Budget	.03
Assessment of Taxes	13,420.00	1975 Payments in Lieu of Taxes		County Taxes	.82
Collection of Taxes	26,968.35	Delinquent Tax & Lien Collections	114,092.48	County Library Taxes	.01
Planning, Housing & Development	4,044.58	Business Personality Replacement Taxes	61,306.67	Local Municipal Purpose Taxes	.72
Human Resources		Taxes from Public Utilities	167,779.58	Veteran & Senior Citizen Taxes	.07
Elections	1,500.00	Other Miscellaneous Tax Revenues		Total Taxes for Rate Computation	3.61
General Administration (other)	100,486.80	State Aid Revenues	33,802.00	Special District Taxes	
JUDICIARY		Federal Aid Revenues	8,556.58	Bank Stock Taxes	6,806.51
Municipal Courts	17,688.00	State and Local Fiscal Assistance Act Utilized	94,197.22	Added and Omitted Taxes	33,379.65
PUBLIC SAFETY		Sale of Acquired Property		Total Taxes Levied - ABSTRACT	3,328,259.70
Fire Protection	137,858.00	Other Miscellaneous Revenues	260,842.45	Total Taxes Billed	3,328,259.70
Police Protection	364,712.00		3,936,452.01	1975 TAXES COLLECTED	3,195,875.03
Civil Defense & Disaster Control	3,500.00	Prior Years Surplus Appropriated	595,000.00	1975 Taxes Cancelled, Abated or Adjusted	
Environmental Inspection & Control	11,446.52	REVENUES TOTAL	4,531,452.01	Transfer to Tax Title Liens or Foreclosed	
Other Public Safety		Reserve For Uncollected Taxes	169,399.37	Balance Outstanding Dec. 31, 1975	132,384.67
PUBLIC WORKS		CAPITAL OUTLAY TOTAL	140,928.79	PRIOR YEARS TAXES OUTSTANDING	
Streets and Drainage	251,276.67			Balance January 1, 1975	115,080.97
Sewers and Sewage Processing	133,603.48	Public Enterprises		Collected in 1975	113,399.11
Garbage and Trash Disposal	5,500.00	Recreation—Culture		Cancelled, Abated or Adjusted 1975	
Public Buildings and Grounds	38,945.02	Public Works	140,928.79	Transfers to Tax Title Liens or Foreclosed	
Other Public Works		Buildings and Grounds		Balance December 31, 1975	1,681.86
HEALTH and WELFARE		Library and Education		TAX TITLE LIENS OUTSTANDING	
Health Services Except Environmental	9,136.00	Conservation		Balance January 1, 1975	4,189.92
Welfare-Public Assistance	1,500.00	All Other		Transfer From Taxes	
Hospitals, Clinics, First Aid	1,000.00			Redeemed in 1975	693.37
Animal, Insect, & Rodent Control		CAPITAL DEBT AUTHORIZED, DECEMBER 31, 1975		Cancelled, Abated or Adjusted (1975)	
Other Welfare Services		ISSUED AND UNISSUED		Transfers to Foreclosed Property	
RECREATION and CONSERVATION		School	985,295	Balance December 31, 1975	3,496.55
Beaches and Boardwalks		Self-liquidating		PROPERTY ACQUIRED BY DEED OR FORECLOSURE	
Parks, Playgrounds, Shade Trees	16,710.00	Other	12,070,000	Balance January 1, 1975	19,308.50
Land Reclamation & Conservation	75.00	Total	13,055,295	Transfers From Taxes or Liens	
Other Recreational Services	6,025.00			Sale for Cash (1975)	
EDUCATION (excluding schools)		ISSUED AND OUTSTANDING		Cancelled, Abated or Adjusted (1975)	
Libraries	11,277.25	School	985,295.00	Balance December 31, 1975	19,308.50
Other Educational Services		Self-Liquidating		CURRENT FINANCES DECEMBER 31, 1975	
STATUTORY EXPENDITURES		Other	5,770,000.00	ASSETS	
Pensions & F. I. C. A.	69,023.23	Total	6,755,295.00	Cash Dec. 31, 1975	271,756.19
Employee Fringe Benefits	26,000.00	EQUALIZED VALUATION BASIS		Taxes Receivable	134,066.53
Other Statutory Expenditures		FOR NET DEBT COMPUTATION	83,122,830.33	Tax Title Liens	3,496.55
CETA And Other Public Employment Programs	16,263.01	REAL PROPERTY VALUATIONS		Foreclosed Property	19,308.50
MUNICIPAL FUNCTIONS TOTAL	1,279,758.91	Code Class # of Parcels % VAL'N		Emergencies & Other Deferred Charges	17,972.63
CAPITAL IMPROVEMENTS *MEMO*	25,000.00	1 Vacant Land 373 6.21	4,600,900.00	State and Federal Aid Receivable	
DEBT SERVICE		2 Residential 2444 69.45	51,499,400.00	Other Receivables	
Principal Payments	68,000.00	3 Farm 9 .02	15,700.00	Total	446,600.40
Interest Payments	479,002.50	4a Commercial 146 24.17	17,921,600.00	LIABILITIES, RESERVES, AND SURPLUS	
TYPE I SCHL DEBT *MEMO	73,787.50	4b Industrial 1 .08	59,300.00	Cash Liabilities	119,149.07
DEFERRED CHARGES	4,420.00	4c Apartments 2 .07	51,100.00	Reserves for Receivables	156,871.58
SCHOOL, COUNTY, SPECIAL DISTRICT TAXES	2,620,756.42	Total 2975	74,148,000.00	Surplus Dec. 31, 1975	170,579.75
RESERVE FOR UNCOLLECTED TAXES	169,399.37	Land Area 3.50 Sq. Miles		Total	446,600.40
EXPENDITURES TOTAL	4,621,337.20	Net Valuation Taxable-Municipal	74,627,831.00		
		Net Valuation Taxable-County	88,820,223.00		
		State Equalized Valuation	92,475,012.00		
		State Equalization Ratio	80.60		

0240

Population 1970 5,185
 Population 1975 5,385
 S & P Rating
 Moody Rating A

General Tax Rate Per \$100. 5.34
 State Equalized Tax Rate 2.79

NORTHVALE BOROUGH — BERGEN COUNTY

Form of Government:

Borough Council

Number of Members on Governing Body 6

PER CAPITA:

Gross Debt 1,067.46
 Net Debt 664.76
 Debt Service 66.06
 Total Tax Levy 609.92
 Municipal Expenditures 242.31

PER CENT:

Gross Debt 5.28
 Net Debt 3.29
 Tax Levy Collected 96.87
 Tax Levy Cancelled, Abated or Adjusted .39

EXPENDITURES		REVENUES-REALIZED		1975 PROPERTY TAX	
GENERAL GOVERNMENT				STATE EQUALIZED TAX RATE — .92	
Governing Body & Public Boards		1975 Property Taxes Collected 3,183,350.23		Local District School Taxes .92	1,074,563.09
Municipal Clerk		1975 Payments in Lieu of Taxes 5,937.99		Regional & Consolidated School Tax .96	1,118,897.48
Financial Administration	6,825.00	Delinquent Tax & Lien Collections 69,150.05		School Taxes in Municipal Budget	
Assessment of Taxes	4,250.00	Business Personalty Replacement Taxes 148,189.17		County Taxes .43	499,383.02
Collection of Taxes	4,377.00	Taxes from Public Utilities 142,257.28		County Library Taxes	
Planning, Housing & Development	10,240.00	Other Miscellaneous Tax Revenues		Local Municipal Purpose Taxes .46	540,937.49
Human Resources	3,500.00	State Aid Revenues 658.50		Veteran & Senior Citizen Taxes .02	28,150.00
Elections	850.00	Federal Aid Revenues 3,513.00		Total Taxes for Rate Computation 2.79	3,261,931.08
General Administration (other)	93,008.00	State and Local Fiscal Assistance Act Utilized 72,495.96		Special District Taxes	
JUDICIARY		Sale of Acquired Property		Bank Stock Taxes	3,355.07
Municipal Courts	8,975.00	Other Miscellaneous Revenues 307,045.52		Added and Omitted Taxes	47,273.80
PUBLIC SAFETY		Total 3,932,597.70		Total Taxes Levied - ABSTRACT	3,284,409.95
Fire Protection	50,120.00	Prior Years Surplus Appropriated 160,000.00		Total Taxes Billed	3,286,126.66
Police Protection	238,976.23	REVENUES TOTAL 4,092,597.70		1975 TAXES COLLECTED	3,183,350.23
Civil Defense & Disaster Control	1,850.00	Reserve For Uncollected Taxes 78,430.92		1975 Taxes Cancelled, Abated or Adjusted	10,849.57
Environmental Inspection & Control	3,560.00	CAPITAL OUTLAY TOTAL 225,889.65		Transfer to Tax Title Liens or Foreclosed	827.70
Other Public Safety				Balance Outstanding Dec. 31, 1975	91,099.16
PUBLIC WORKS				PRIOR YEARS TAXES OUTSTANDING	
Streets and Drainage	175,400.36	Public Enterprises		Balance January 1, 1975	67,004.02
Sewers and Sewage Processing		Recreation—Culture 2,000.00		Collected in 1975	63,042.02
Garbage and Trash Disposal	118,389.00	Public Works 57,633.03		Cancelled, Abated or Adjusted 1975	
Public Buildings and Grounds	26,632.00	Buildings and Grounds 166,256.62		Transfers to Tax Title Liens or Foreclosed	554.58
Other Public Works				Balance December 31, 1975	3,407.42
HEALTH and WELFARE				TAX TITLE LIENS OUTSTANDING	
Health Services Except Environmental	18,675.00			Balance January 1, 1975	7,984.64
Welfare-Public Assistance	600.00			Transfer From Taxes	1,461.91
Hospitals, Clinics, First Aid				Redeemed in 1975	6,108.03
Animal, Insect, & Rodent Control				Cancelled, Abated or Adjusted (1975)	
Other Welfare Services				Transfers to Foreclosed Property	
RECREATION and CONSERVATION				Balance December 31, 1975	3,338.52
Beaches and Boardwalks	4,000.00			PROPERTY ACQUIRED BY DEED OR	
Parks, Playgrounds, Shade Trees	7,725.00			FORECLOSURE	
Land Reclamation & Conservation				Balance January 1, 1975	1,135.00
Other Recreational Services	15,710.00			Transfers From Taxes or Liens	
EDUCATION (excluding schools)				Sale for Cash (1975)	
Libraries	20,000.00			Cancelled, Abated or Adjusted (1975)	
Other Educational Services				Balance December 31, 1975	1,135.00
STATUTORY EXPENDITURES				CURRENT FINANCES DECEMBER 31, 1975	
Pensions & F. I. C. A.	40,819.45			ASSETS	
Employee Fringe Benefits	12,700.00			Cash Dec. 31, 1975	280,869.50
Other Statutory Expenditures				Taxes Receivable	94,506.58
CETA And Other Public Employment Programs	3,513.00			Tax Title Liens	3,338.52
MUNICIPAL FUNCTIONS TOTAL	870,695.04			Foreclosed Property	1,135.00
CAPITAL IMPROVEMENTS *MEMO*	8,250.00			Emergencies & Other Deferred Charges	1,850.00
DEBT SERVICE				State and Federal Aid Receivable	8,560.50
Principal Payments	150,000.00			Other Receivables	2,319.94
Interest Payments	205,733.00			Total	392,580.04
DEFERRED CHARGES				LIABILITIES, RESERVES, AND SURPLUS	
SCHOOL, COUNTY, SPECIAL DISTRICT TAXES	2,692,843.59			Cash Liabilities	95,185.47
RESERVE FOR UNCOLLECTED TAXES	78,430.92			Reserves for Receivables	101,300.04
EXPENDITURES TOTAL	3,997,702.55			Surplus Dec. 31, 1975	196,094.53
				Total	392,580.04

0241

Population 1970 4,405
 Population 1975 4,530
 S & P Rating A
 Moody Rating A

General Tax Rate Per \$100. 5.36
 State Equalized Tax Rate 2.78

NORWOOD BOROUGH — BERGEN COUNTY

Form of Government:

Borough Council

Number of Members on Governing Body 6

PER CAPITA:

Gross Debt 1,107.86
 Net Debt 866.27
 Debt Service 33.11
 Total Tax Levy 583.09
 Municipal Expenditures 241.86

PER CENT:

Gross Debt 6.00
 Net Debt 4.69
 Tax Levy Collected 93.74
 Tax Levy Cancelled, Abated or Adjusted .18

EXPENDITURES	REVENUES-REALIZED	1975 PROPERTY TAX
GENERAL GOVERNMENT		STATE EQUALIZED TAX RATE 1.00
Governing Body & Public Boards		Local District School Taxes 1.00 942,052.00
Municipal Clerk		Regional & Consolidated School Tax .84 790,064.95
Financial Administration 2,850.00	1975 Property Taxes Collected 2,479,255.77	School Taxes in Municipal Budget
Assessment of Taxes 8,500.00	1975 Payments in Lieu of Taxes 2,553.85	County Taxes .38 352,612.30
Collection of Taxes 12,890.00	Delinquent Tax & Lien Collections 177,074.74	County Library Taxes
Planning, Housing & Development 5,275.00	Business Personality Replacement Taxes 37,139.49	Local Municipal Purpose Taxes .53 496,234.46
Human Resources	Taxes from Public Utilities 205,249.19	Veteran & Senior Citizen Taxes .03 26,160.00
Elections	Other Miscellaneous Tax Revenues	Total Taxes for Rate Computation 2.78 2,607,123.71
General Administration (other) 68,000.00	State Aid Revenues 1,307.00	Special District Taxes
JUDICIARY	Federal Aid Revenues	Bank Stock Taxes 3,553.54
Municipal Courts 9,602.00	State and Local Fiscal Assistance Act Utilized 56,871.00	Added and Omitted Taxes 56,874.82
PUBLIC SAFETY	Sale of Acquired Property	Total Taxes Levied - ABSTRACT 2,641,392.07
Fire Protection 28,170.00	Other Miscellaneous Revenues	Total Taxes Billed 2,644,810.39
Police Protection 300,979.00	Total 3,021,430.31	1975 TAXES COLLECTED 2,479,255.77
Civil Defense & Disaster Control	Prior Years Surplus Appropriated 225,000.00	1975 Taxes Cancelled, Abated or Adjusted 4,766.30
Environmental Inspection & Control	REVENUES TOTAL 3,246,430.31	Transfer to Tax Title Liens or Foreclosed 16,379.74
Other Public Safety 2,500.00	Reserve For Uncollected Taxes 222,788.15	Balance Outstanding Dec. 31, 1975 144,408.58
PUBLIC WORKS	CAPITAL OUTLAY TOTAL 380,355.27	PRIOR YEARS TAXES OUTSTANDING
Streets and Drainage 128,290.00	Public Enterprises	Balance January 1, 1975 163,018.02
Sewers and Sewage Processing 48,870.00	Recreation—Culture	Collected in 1975 160,841.58
Garbage and Trash Disposal	Public Works 146,344.29	Cancelled, Abated or Adjusted 1975 132.90
Public Buildings and Grounds 4,192.00	Buildings and Grounds 234,010.98	Transfers to Tax Title Liens or Foreclosed
Other Public Works	Library and Education	Balance December 31, 1975 2,043.54
HEALTH and WELFARE	Conservation	TAX TITLE LIENS OUTSTANDING
Health Services Except Environmental	All Other	Balance January 1, 1975 57,734.29
Welfare-Public Assistance 13,992.00		Transfer From Taxes 16,379.74
Hospitals, Clinics, First Aid 3,296.00		Redeemed in 1975 16,233.16
Animal, Insect, & Rodent Control		Cancelled, Abated or Adjusted (1975) 450.24
Other Welfare Services		Transfers to Foreclosed Property
RECREATION and CONSERVATION		Balance December 31, 1975 57,430.63
Beaches and Boardwalks		PROPERTY ACQUIRED BY DEED OR FORECLOSURE
Parks, Playgrounds, Shade Trees		Balance January 1, 1975 167,691.66
Land Reclamation & Conservation		Transfers From Taxes or Liens
Other Recreational Services 16,315.00		Sale for Cash (1975)
EDUCATION (excluding schools)		Cancelled, Abated or Adjusted (1975)
Libraries 10,465.00		Balance December 31, 1975 167,691.66
Other Educational Services		CURRENT FINANCES DECEMBER 31, 1975
STATUTORY EXPENDITURES		ASSETS
Pensions & F. I. C. A. 38,828.00		Cash Dec. 31, 1975 703,333.33
Employee Fringe Benefits 14,100.00		Taxes Receivable 146,452.12
Other Statutory Expenditures		Tax Title Liens 57,430.63
CETA And Other Public Employment Programs		Foreclosed Property 167,691.66
MUNICIPAL FUNCTIONS TOTAL 717,114.00		Emergencies & Other Deferred Charges 17,000.00
CAPITAL IMPROVEMENTS * MEMO * 15,000.00		State and Federal Aid Receivable 12,321.83
DEBT SERVICE		Other Receivables 118.00
Principal Payments 150,000.00		Total 1,104,347.57
Interest Payments		LIABILITIES, RESERVES, AND SURPLUS
DEFERRED CHARGES 5,743.88		Cash Liabilities 128,457.20
SCHOOL, COUNTY, SPECIAL DISTRICT TAXES 2,084,729.25		Reserves for Receivables 371,692.41
RESERVE FOR UNCOLLECTED TAXES 222,788.15		Surplus Dec. 31, 1975 604,197.96
EXPENDITURES TOTAL 3,180,375.28		Total 1,104,347.57

0716

Population 1970 **32,010**
 Population 1975 **32,325**
 S & P Rating
 Moody Rating

General Tax Rate Per \$100. **5.64**
 State Equalized Tax Rate **3.35**

NUTLEY TOWN - ESSEX COUNTY

Form of Government:

Commission (1911)

Number of Members on Governing Body 5

PER CAPITA:

Gross Debt **114.86**
 Net Debt **38.91**
 Debt Service **7.51**
 Total Tax Levy **475.89**
 Municipal Expenditures **195.52**

PER CENT:

Gross Debt **.91**
 Net Debt **.31**
 Tax Levy Collected **98.28**
 Tax Levy Cancelled, Abated or Adjusted **.08**

EXPENDITURES		REVENUES-REALIZED		1975 PROPERTY TAX	
GENERAL GOVERNMENT				STATE EQUALIZED TAX RATE 1.38	
Governing Body & Public Boards	10,825.00	1975 Property Taxes Collected		Local District School Taxes	6,406,229.50
Municipal Clerk	40,400.00	15,122,148.20		Regional & Consolidated School Tax	
Financial Administration	76,380.00	1975 Payments in Lieu of Taxes		School Taxes in Municipal Budget	
Assessment of Taxes	38,500.00	Delinquent Tax & Lien Collections		County Taxes	5,592,965.62
Collection of Taxes	45,100.00	Business Personalty Replacement Taxes		County Library Taxes	
Planning, Housing & Development	21,100.00	Taxes from Public Utilities		Local Municipal Purpose Taxes	3,329,972.75
Human Resources	8,000.00	Other Miscellaneous Tax Revenues		Veteran & Senior Citizen Taxes	187,370.00
Elections		State Aid Revenues		Total Taxes for Rate Computation	15,516,537.87
General Administration (other)	335,975.44	Federal Aid Revenues		Special District Taxes	
JUDICIARY		State and Local Fiscal Assistance Act Utilized		Bank Stock Taxes	21,617.88
Municipal Courts	24,965.00	Sale of Acquired Property		Added and Omitted Taxes	32,294.64
PUBLIC SAFETY		Other Miscellaneous Revenues		Total Taxes Levied - ABSTRACT	15,383,080.39
Fire Protection	530,709.00	503,903.64		Total Taxes Billed	15,386,988.00
Police Protection	1,294,819.00	Prior Years Surplus Appropriated		1975 TAXES COLLECTED	15,122,148.20
Civil Defense & Disaster Control	19,290.00	REVENUES TOTAL		1975 Taxes Cancelled, Abated or Adjusted	13,019.51
Environmental Inspection & Control	27,948.00	Reserve For Uncollected Taxes		Transfer to Tax Title Liens or Foreclosed	9,119.52
Other Public Safety	6,490.00	CAPITAL OUTLAY TOTAL		Balance Outstanding Dec. 31, 1975	242,700.77
PUBLIC WORKS				PRIOR YEARS TAXES OUTSTANDING	
Streets and Drainage	426,981.11	Public Enterprises		Balance January 1, 1975	145,201.73
Sewers and Sewage Processing	283,737.53	Recreation—Culture		Collected in 1975	133,053.55
Garbage and Trash Disposal	472,500.00	Public Works		Cancelled, Abated or Adjusted 1975	8,964.80
Public Buildings and Grounds	124,712.00	Buildings and Grounds		Transfers to Tax Title Liens or Foreclosed	3,116.26
Other Public Works		Library and Education		Balance December 31, 1975	67.12
HEALTH and WELFARE		Conservation		TAX TITLE LIENS OUTSTANDING	
Health Services Except Environmental	209,092.68	All Other		Balance January 1, 1975	22,129.03
Welfare-Public Assistance	23,819.30	CAPITAL DEBT AUTHORIZED, DECEMBER 31, 1975		Transfer From Taxes	12,576.39
Hospitals, Clinics, First Aid		ISSUED AND UNISSUED GROSS DEBT		Redeemed in 1975	5,374.40
Animal, Insect, & Rodent Control	2,000.00	SCHOOL		Cancelled, Abated or Adjusted (1975)	
Other Welfare Services	13,500.00	Self-liquidating		Transfers to Foreclosed Property	
RECREATION and CONSERVATION		Other		Balance December 31, 1975	29,331.02
Beaches and Boardwalks		Total		PROPERTY ACQUIRED BY DEED OR	
Parks, Playgrounds, Shade Trees	342,100.00	3,712,886		FORECLOSURE	
Land Reclamation & Conservation		ISSUED AND OUTSTANDING		Balance January 1, 1975	40,141.00
Other Recreational Services	105,692.39	SCHOOL		Transfers From Taxes or Liens	
EDUCATION (excluding schools)		Self-liquidating		Sale for Cash (1975)	
Libraries	188,725.00	Other		Cancelled, Abated or Adjusted (1975)	8,000.00
Other Educational Services		Total		Balance December 31, 1975	32,141.00
STATUTORY EXPENDITURES		EQUALIZED VALUATION BASIS		CURRENT FINANCES DECEMBER 31, 1975	
Pensions & F. I. C. A.	410,984.08	FOR NET DEBT COMPUTATION		ASSETS	
Employee Fringe Benefits	107,000.00	REAL PROPERTY VALUATIONS		Cash Dec. 31, 1975	2,404,223.29
Other Statutory Expenditures		Code Class # of Parcels % VAL'N		Taxes Receivable	242,767.89
CETA And Other Public Employment Programs	9,756.46	1 Vacant Land 276 .61		Tax Title Liens	29,331.02
MUNICIPAL FUNCTIONS TOTAL	5,201,101.99	2 Residential 7072 63.82		Foreclosed Property	32,141.00
CAPITAL IMPROVEMENTS *MEMO†	11,000.00	3 Farm		Emergencies & Other Deferred Charges	104,000.00
DEBT SERVICE		4a Commercial 441 8.76		State and Federal Aid Receivable	29,184.64
Principal Payments	203,727.21	4b Industrial 57 18.81		Other Receivables	23,249.46
Interest Payments	39,000.00	4c Apartments 74 8.01		Total	2,864,897.30
DEFERRED CHARGES	28,173.10	Total 7920		LIABILITIES, RESERVES, AND SURPLUS	
SCHOOL, COUNTY, SPECIAL DISTRICT TAXES	11,999,195.12	Land Area 3.40 Sq. Miles		Cash Liabilities	766,497.32
RESERVE FOR UNCOLLECTED TAXES	848,102.58	Net Valuation Taxable-Municipal		Reserves for Receivables	327,489.37
EXPENDITURES TOTAL	18,319,300.00	Net Valuation Taxable-County		Surplus Dec. 31, 1975	1,770,910.61
		State Equalized Valuation		Total	2,864,897.30
		State Equalization Ratio			

0242

Population 1970 14,470
 Population 1975 15,095
 S & P Rating
 Moody Rating A

General Tax Rate Per \$100. 6.56
 State Equalized Tax Rate 4.03

OAKLAND BOROUGH — BERGEN COUNTY
Form of Government:
Borough Council
Number of Members on Governing Body 6

PER CAPITA:
 Gross Debt 510.45
 Net Debt 214.70
 Debt Service 15.75
 Total Tax Levy 575.11
 Municipal Expenditures 189.23

PER CENT:
 Gross Debt 3.94
 Net Debt 1.66
 Tax Levy Collected 96.18
 Tax Levy Cancelled, Abated or Adjusted 1.14

EXPENDITURES		REVENUES-REALIZED		1975 PROPERTY TAX	
GENERAL GOVERNMENT				STATE EQUALIZED TAX RATE →	
Governing Body & Public Boards	11,600.00	1975 Property Taxes Collected	8,358,466.70	Local District School Taxes	1.69
Municipal Clerk	36,600.00	1975 Payments in Lieu of Taxes		Regional & Consolidated School Tax	1.13
Financial Administration	39,200.00	Delinquent Tax & Lien Collections	610,868.00	School Taxes in Municipal Budget	
Assessment of Taxes	33,050.00	Business Personality Replacement Taxes	81,216.05	County Taxes	.37
Collection of Taxes	32,200.00	Taxes from Public Utilities	319,363.83	County Library Taxes	
Planning, Housing & Development	15,735.00	Other Miscellaneous Tax Revenues		Local Municipal Purpose Taxes	.81
Human Resources	11,250.00	State Aid Revenues	1,236.50	Veteran & Senior Citizen Taxes	.03
Elections	2,850.00	Federal Aid Revenues	17,477.46	Total Taxes for Rate Computation	4.03
General Administration (other)	170,800.00	State and Local Fiscal Assistance Act Utilized	120,937.10	Special District Taxes	
JUDICIARY		Sale of Acquired Property		Bank Stock Taxes	5,428.38
Municipal Courts	18,500.00	Other Miscellaneous Revenues	260,771.83	Added and Omitted Taxes	14,420.00
PUBLIC SAFETY		Total	9,770,337.47	Total Taxes Levied - ABSTRACT	8,681,302.10
Fire Protection	102,890.00	Prior Years Surplus Appropriated	50,000.00	Total Taxes Billed	8,690,651.22
Police Protection	602,263.00	REVENUES TOTAL	9,820,337.47	1975 TAXES COLLECTED	8,358,466.70
Civil Defense & Disaster Control	3,700.00	Reserve For Uncollected Taxes	624,944.43	1975 Taxes Cancelled, Abated or Adjusted	99,058.96
Environmental Inspection & Control	21,900.00	CAPITAL OUTLAY TOTAL	483,816.07	Transfer to Tax Title Liens or Foreclosed Balance Outstanding Dec. 31, 1975	25,953.84
Other Public Safety					207,171.72
PUBLIC WORKS				PRIOR YEARS TAXES OUTSTANDING	
Streets and Drainage	277,835.00	Public Enterprises	3,386.71	Balance January 1, 1975	423,119.96
Sewers and Sewage Processing		Recreation—Culture	1,559.80	Collected in 1975	355,784.06
Garbage and Trash Disposal	18,915.00	Public Works	253,795.74	Cancelled, Abated or Adjusted 1975	2,400.65
Public Buildings and Grounds	35,050.00	Buildings and Grounds	225,073.82	Transfers to Tax Title Liens or Foreclosed	21,767.81
Other Public Works		Library and Education		Balance December 31, 1975	43,167.44
HEALTH and WELFARE		Conservation		TAX TITLE LIENS OUTSTANDING	
Health Services Except Environmental	49,250.00	All Other		Balance January 1, 1975	265,249.04
Welfare-Public Assistance	2,550.00	CAPITAL DEBT AUTHORIZED, DECEMBER 31, 1975		Transfer From Taxes	51,882.29
Hospitals, Clinics, First Aid		ISSUED AND UNISSUED		Redeemed in 1975	255,083.94
Animal, Insect, & Rodent Control		School	4,443,993	Cancelled, Abated or Adjusted (1975)	229.60
Other Welfare Services		Self-Liquidating	671,950	Transfers to Foreclosed Property	452.99
RECREATION and CONSERVATION		Other	2,589,295	Balance December 31, 1975	61,364.80
Beaches and Boardwalks		Total	7,705,238	PROPERTY ACQUIRED BY DEED OR FORECLOSURE	
Parks, Playgrounds, Shade Trees	8,825.00	ISSUED AND OUTSTANDING		Balance January 1, 1975	64,047.01
Land Reclamation & Conservation	19,760.00	School	4,443,993.00	Transfers From Taxes or Liens	452.99
Other Recreational Services	82,141.00	Self-Liquidating	670,000.00	Sale for Cash (1975)	
EDUCATION (excluding schools)		Other	2,419,050.00	Cancelled, Abated or Adjusted (1975)	
Libraries	109,647.00	Total	7,533,043.00	Balance December 31, 1975	64,500.00
Other Educational Services		EQUALIZED VALUATION BASIS		CURRENT FINANCES DECEMBER 31, 1975	
STATUTORY EXPENDITURES		FOR NET DEBT COMPUTATION	195,650,764.33	ASSETS	
Pensions & F. I. C. A.	138,700.00	REAL PROPERTY VALUATIONS		Cash Dec. 31, 1975	1,005,570.46
Employee Fringe Benefits	30,190.00	Code Class # of Parcels % VAL'N		Taxes Receivable	250,339.16
Other Statutory Expenditures		1 Vacant Land 369 4.74	6,240,400.00	Tax Title Liens	61,364.80
CETA And Other Public Employment Programs	18,362.00	2 Residential 3813 78.90	103,769,550.00	Foreclosed Property	64,500.00
MUNICIPAL FUNCTIONS TOTAL	1,893,763.00	3 Farm 1	5,200.00	Emergencies & Other Deferred Charges	262,469.69
CAPITAL IMPROVEMENTS *MEMO*	33,000.00	4a Commercial 94 9.35	12,303,100.00	State and Federal Aid Receivable	42,828.10
DEBT SERVICE		4b Industrial 28 7.00	9,205,400.00	Other Receivables	38,566.19
Principal Payments	129,735.00	4c Apartments		Total	1,725,638.40
Interest Payments	108,066.11	Total 4305	131,523,650.00	LIABILITIES, RESERVES, AND SURPLUS	
DEFERRED CHARGES		Land Area 9.10 Sq. Miles		Cash Liabilities	621,885.77
SCHOOL, COUNTY, SPECIAL DISTRICT TAXES	99,942.43	Net Valuation Taxable-Municipal	133,260,884.00	Reserves for Receivables	414,770.15
RESERVE FOR UNCOLLECTED TAXES	6,907,498.63	Net Valuation Taxable-County	204,067,863.00	Surplus Dec. 31, 1975	688,982.48
EXPENDITURES TOTAL	9,763,949.60	State Equalized Valuation	215,562,059.00	Total	1,725,638.40
		State Equalization Ratio	61.51		

0426

Population 1970 **4,630**
 Population 1975 **4,610**
 S & P Rating
 Moody Rating

General Tax Rate Per \$100. **6.55**
 State Equalized Tax Rate **3.04**

OAKLYN BOROUGH — CAMDEN COUNTY

Form of Government:

Borough Council

Number of Members on Governing Body 6

PER CAPITA:

Gross Debt **292.47**
 Net Debt **63.41**
 Debt Service **1.35**
 Total Tax Levy **284.75**
 Municipal Expenditures **112.49**

PER CENT:

Gross Debt **3.43**
 Net Debt **.74**
 Tax Levy Collected **97.94**
 Tax Levy Cancelled, Abated or Adjusted **.13**

EXPENDITURES		REVENUES-REALIZED		1975 PROPERTY TAX	
GENERAL GOVERNMENT				STATE EQUALIZED TAX RATE 1.62	
Governing Body & Public Boards		1975 Property Taxes Collected	1,286,689.63	Local District School Taxes	716,348.00
Municipal Clerk		1975 Payments in Lieu of Taxes	11,327.90	Regional & Consolidated School Tax	
Financial Administration	3,575.00	Delinquent Tax & Lien Collections	22,518.22	School Taxes in Municipal Budget	
Assessment of Taxes	23,625.00	Business Personalty Replacement Taxes	18,932.52	County Taxes	.96 423,421.73
Collection of Taxes	9,700.00	Taxes from Public Utilities	79,648.13	County Library Taxes	.02 9,769.22
Planning, Housing & Development	400.00	Other Miscellaneous Tax Revenues		Local Municipal Purpose Taxes	.35 154,350.78
Human Resources	100.00	State Aid Revenues	1,414.70	Veteran & Senior Citizen Taxes	.09 39,570.00
Elections		Federal Aid Revenues	46,075.12	Total Taxes for Rate Computation	3.04 1,343,459.73
General Administration (other)	27,080.00	State and Local Fiscal Assistance Act Utilized	29,987.13	Special District Taxes	
JUDICIARY		Sale of Acquired Property		Bank Stock Taxes	4,149.22
Municipal Courts	9,475.00	Other Miscellaneous Revenues	90,158.54	Added and Omitted Taxes	4,666.40
PUBLIC SAFETY		Total	1,586,761.89	Total Taxes Levied - ABSTRACT	1,312,705.35
Fire Protection	17,640.00	Prior Years Surplus Appropriated	65,000.00	Total Taxes Billed	1,313,815.36
Police Protection	134,722.00	REVENUES TOTAL	1,651,761.89	1975 TAXES COLLECTED	1,286,689.63
Civil Defense & Disaster Control	400.00	Reserve For Uncollected Taxes	34,044.41	1975 Taxes Cancelled, Abated or Adjusted	1,710.00
Environmental Inspection & Control	1,625.00	CAPITAL OUTLAY TOTAL	52,379.15	Transfer to Tax Title Liens or Foreclosed	
Other Public Safety				Balance Outstanding Dec. 31, 1975	25,415.73
PUBLIC WORKS				PRIOR YEARS TAXES OUTSTANDING	
Streets and Drainage	75,242.00	Public Enterprises		Balance January 1, 1975	24,176.23
Sewers and Sewage Processing	31,053.00	Recreation—Culture		Collected in 1975	22,518.22
Garbage and Trash Disposal	5,980.00	Public Works	21,700.52	Cancelled, Abated or Adjusted 1975	1,650.53
Public Buildings and Grounds	17,025.00	Buildings and Grounds	30,678.63	Transfers to Tax Title Liens or Foreclosed	
Other Public Works		Library and Education		Balance December 31, 1975	7.48
HEALTH and WELFARE		Conservation		TAX TITLE LIENS OUTSTANDING	
Health Services Except Environmental		All Other		Balance January 1, 1975	301.33
Welfare-Public Assistance	2,450.00	CAPITAL DEBT AUTHORIZED, DECEMBER 31, 1975		Transfer From Taxes	
Hospitals, Clinics, First Aid		ISSUED AND UNISSUED		Redeemed in 1975	
Animal, Insect, & Rodent Control		School	1,056,000	Cancelled, Abated or Adjusted (1975)	283.79
Other Welfare Services		Self-liquidating		Transfers to Foreclosed Property	
RECREATION and CONSERVATION		Other	292,300	Balance December 31, 1975	17.54
Beaches and Boardwalks		Total	1,348,300	PROPERTY ACQUIRED BY DEED OR	
Parks, Playgrounds, Shade Trees	4,525.00	ISSUED AND OUTSTANDING		FORECLOSURE	
Land Reclamation & Conservation	500.00	School	1,056,000.00	Balance January 1, 1975	227.00
Other Recreational Services	1,300.00	Self-Liquidating		Transfers From Taxes or Liens	
EDUCATION (excluding schools)		Other	292,300.00	Sale for Cash (1975)	
Libraries	7,593.00	Total	1,348,300.00	Cancelled, Abated or Adjusted (1975)	
Other Educational Services		EQUALIZED VALUATION BASIS		Balance December 31, 1975	227.00
STATUTORY EXPENDITURES		FOR NET DEBT COMPUTATION	39,258,387.67	CURRENT FINANCES DECEMBER 31, 1975	
Pensions & F. I. C. A.	26,115.00	REAL PROPERTY VALUATIONS		ASSETS	
Employee Fringe Benefits	26,675.00	Code Class # of Parcels % VAL'N		Cash Dec. 31, 1975	303,225.32
Other Statutory Expenditures		1 Vacant Land 20 .28	57,350.00	Taxes Receivable	25,423.21
CETA And Other Public Employment Programs	43,638.00	2 Residential 1275 75.83	15,474,999.00	Tax Title Liens	17.54
MUNICIPAL FUNCTIONS TOTAL	470,438.00	3 Farm		Foreclosed Property	227.00
CAPITAL IMPROVEMENTS MEMO	12,000.00	4a Commercial 80 14.41	2,939,885.00	Emergencies & Other Deferred Charges	60,723.44
DEBT SERVICE		4b Industrial 3 .56	113,650.00	State and Federal Aid Receivable	
Principal Payments	6,000.00	4c Apartments 17 8.93	1,822,350.00	Other Receivables	6,470.54
Interest Payments	228.00	Total 1395	20,408,234.00	Total	396,087.05
DEFERRED CHARGES	7,889.59	Land Area .63 Sq. Miles		LIABILITIES, RESERVES, AND SURPLUS	
SCHOOL, COUNTY, SPECIAL DISTRICT TAXES	1,149,538.95	Net Valuation Taxable-Municipal	20,516,069.00	Cash Liabilities	264,384.40
RESERVE FOR UNCOLLECTED TAXES	34,044.41	Net Valuation Taxable-County	38,993,759.00	Reserves for Receivables	32,138.29
EXPENDITURES TOTAL	1,668,138.95	State Equalized Valuation	44,002,724.00	Surplus Dec. 31, 1975	99,564.36
		State Equalization Ratio	46.50	Total	396,087.05

1337

Population 1970 18,730
 Population 1975 20,590
 S & P Rating BBB
 Moody Rating

General Tax Rate Per \$100. 5.65
 State Equalized Tax Rate 3.48

OCEAN TOWNSHIP — MONMOUTH COUNTY

Form of Government:

Council-Manager Plan A (OMCL50)

Number of Members on Governing Body 5

PER CAPITA:

Gross Debt 818.14
 Net Debt 233.64
 Debt Service 15.83
 Total Tax Levy 558.68
 Municipal Expenditures 195.92

PER CENT:

Gross Debt 5.95
 Net Debt 1.70
 Tax Levy Collected 94.82
 Tax Levy Cancelled, Abated or Adjusted .13

EXPENDITURES		REVENUES-REALIZED		1975 PROPERTY TAX	
GENERAL GOVERNMENT				STATE EQUALIZED TAX RATE 2.32	
Governing Body & Public Boards		1975 Property Taxes Collected		Local District School Taxes	7,454,642.30
Municipal Clerk		1975 Payments in Lieu of Taxes		Regional & Consolidated School Tax	
Financial Administration	38,750.00	Delinquent Tax & Lien Collections		School Taxes in Municipal Budget	
Assessment of Taxes	145,250.00	Business Personality Replacement Taxes		County Taxes	1,866,444.20
Collection of Taxes	45,700.00	Taxes from Public Utilities		County Library Taxes	66,099.28
Planning, Housing & Development	30,920.59	Other Miscellaneous Tax Revenues		Local Municipal Purpose Taxes	1,711,389.92
Human Resources	22,820.00	State Aid Revenues		Veteran & Senior Citizen Taxes	108,430.00
Elections	11,250.00	Federal Aid Revenues		Total Taxes for Rate Computation	11,207,005.70
General Administration (other)	432,740.12	State and Local Fiscal Assistance Act Utilized		Special District Taxes	216,625.00
JUDICIARY		Sale of Acquired Property		Bank Stock Taxes	5,539.40
Municipal Courts	38,950.00	Other Miscellaneous Revenues		Added and Omitted Taxes	182,545.74
PUBLIC SAFETY		Total		Total Taxes Levied - ABSTRACT	11,503,285.84
Fire Protection	2,500.00	Prior Years Surplus Appropriated		Total Taxes Billed	11,496,672.80
Police Protection	840,615.58	REVENUES TOTAL		1975 TAXES COLLECTED	10,900,752.51
Civil Defense & Disaster Control		Reserve For Uncollected Taxes		1975 Taxes Cancelled, Abated or Adjusted	15,111.48
Environmental Inspection & Control	30,650.00	CAPITAL OUTLAY TOTAL		Transfer to Tax Title Liens or Foreclosed	65,390.41
Other Public Safety				Balance Outstanding Dec. 31, 1975	515,418.40
PUBLIC WORKS				PRIOR YEARS TAXES OUTSTANDING	
Streets and Drainage	694,197.34	Public Enterprises		Balance January 1, 1975	462,704.04
Sewers and Sewage Processing		Recreation—Culture		Collected in 1975	440,073.63
Garbage and Trash Disposal	364,750.00	Public Works		Cancelled, Abated or Adjusted 1975	7,255.57
Public Buildings and Grounds	60,800.00	Buildings and Grounds		Transfers to Tax Title Liens or Foreclosed	15,374.84
Other Public Works	5,500.00	Library and Education		Balance December 31, 1975	
HEALTH and WELFARE		Conservation		TAX TITLE LIENS OUTSTANDING	
Health Services Except Environmental	36,200.00	All Other		Balance January 1, 1975	146,475.51
Welfare-Public Assistance	9,550.00	CAPITAL DEBT AUTHORIZED, DECEMBER 31, 1975		Transfer From Taxes	82,600.92
Hospitals, Clinics, First Aid	2,000.00	ISSUED AND UNISSUED		Redeemed in 1975	64,277.98
Animal, Insect, & Rodent Control		GROSS DEBT		Cancelled, Abated or Adjusted (1975)	414.51
Other Welfare Services		NET DEBT		Transfers to Foreclosed Property	
RECREATION and CONSERVATION		SCHOOL		Balance December 31, 1975	164,383.94
Beaches and Boardwalks		Self-Liquidating		PROPERTY ACQUIRED BY DEED OR FORECLOSURE	
Parks, Playgrounds, Shade Trees	1,500.00	Other		Balance January 1, 1975	154,419.31
Land Reclamation & Conservation	5,900.00	Total		Transfers From Taxes or Liens	
Other Recreational Services	63,532.00	ISSUED AND OUTSTANDING		Sale for Cash (1975)	
EDUCATION (excluding schools)		SCHOOL		Cancelled, Abated or Adjusted (1975)	
Libraries	7,500.00	Self-Liquidating		Balance December 31, 1975	154,419.31
Other Educational Services		Other		CURRENT FINANCES DECEMBER 31, 1975	
STATUTORY EXPENDITURES		Total		ASSETS	
Pensions & F. I. C. A.	190,535.00	EQUALIZED VALUATION BASIS		Cash Dec. 31, 1975	1,455,029.25
Employee Fringe Benefits		FOR NET DEBT COMPUTATION		Taxes Receivable	515,418.40
Other Statutory Expenditures		REAL PROPERTY VALUATIONS		Tax Title Liens	164,383.94
CETA And Other Public Employment Programs	60,966.46	Code Class # of Parcels % VAL'N		Foreclosed Property	154,419.31
MUNICIPAL FUNCTIONS TOTAL	3,143,077.09	ASSESSED VALUATION		Emergencies & Other Deferred Charges	252,335.10
CAPITAL IMPROVEMENTS *MEMO*		1 Vacant Land 1891 7.10		State and Federal Aid Receivable	64,815.67
DEBT SERVICE		2 Residential 5118 66.82		Other Receivables	40,335.39
Principal Payments	146,900.00	3 Farm 15 .18		Total	2,646,737.06
Interest Payments	178,958.01	4a Commercial 289 12.12		LIABILITIES, RESERVES, AND SURPLUS	
DEFERRED CHARGES	27,000.00	4b Industrial 9 .35		Cash Liabilities	1,178,747.08
SCHOOL, COUNTY, SPECIAL DISTRICT TAXES	9,603,810.78	4c Apartments 19 13.43		Reserves for Receivables	874,557.04
RESERVE FOR UNCOLLECTED TAXES	538,009.40	Total 7341		Surplus Dec. 31, 1975	593,432.94
EXPENDITURES TOTAL	13,637,755.28	Land Area 11.20 Sq. Miles		Total	2,646,737.06
		Net Valuation Taxable-Municipal			
		Net Valuation Taxable-County			
		State Equalized Valuation			
		State Equalization Ratio			

1520

Population 1970 2,235
 Population 1975 2,680
 S & P Rating
 Moody Rating

General Tax Rate Per \$100. 2.56
 State Equalized Tax Rate 1.73

OCEAN TOWNSHIP — OCEAN COUNTY

Form of Government:

Township Committee

Number of Members on Governing Body 3

PER CAPITA:

Gross Debt 544.03
 Net Debt 12.31
 Debt Service
 Total Tax Levy 509.16
 Municipal Expenditures 281.97

PER CENT:

Gross Debt 2.07
 Net Debt .05
 Tax Levy Collected 91.28
 Tax Levy Cancelled, Abated or Adjusted .23

EXPENDITURES		REVENUES-REALIZED		1975 PROPERTY TAX	
GENERAL GOVERNMENT		1975 Property Taxes Collected		STATE EQUALIZED TAX RATE 1.00	
Governing Body & Public Boards			1,249,658.05	Local District School Taxes	800,870.30
Municipal Clerk		1975 Payments in Lieu of Taxes		Regional & Consolidated School Tax	
Financial Administration	10,550.00	Delinquent Tax & Lien Collections	74,787.88	School Taxes in Municipal Budget	
Assessment of Taxes	15,834.96	Business Personalty Replacement Taxes	9,124.45	County Taxes	.43 347,341.13
Collection of Taxes	20,650.00	Taxes from Public Utilities	142,040.98	County Library Taxes	.02 17,038.81
Planning, Housing & Development	9,750.00	Other Miscellaneous Tax Revenues		Local Municipal Purpose Taxes	.23 183,999.97
Human Resources		State Aid Revenues	1,620.50	Veteran & Senior Citizen Taxes	.06 46,140.00
Elections		Federal Aid Revenues	13,114.38	Total Taxes for Rate Computation	1.74 1,395,390.21
General Administration (other)	90,775.16	State and Local Fiscal Assistance Act Utilized	39,500.00	Special District Taxes	
JUDICIARY		Sale of Acquired Property		Bank Stock Taxes	2,315.69
Municipal Courts	26,347.80	Other Miscellaneous Revenues	103,242.64	Added and Omitted Taxes	12,992.56
PUBLIC SAFETY		Total	1,633,088.88	Total Taxes Levied - ABSTRACT	1,364,558.46
Fire Protection	16,000.00	Prior Years Surplus Appropriated	219,000.00	Total Taxes Billed	1,368,979.42
Police Protection	154,167.57	REVENUES TOTAL	1,852,088.88	1975 TAXES COLLECTED	1,249,658.05
Civil Defense & Disaster Control	5,000.00	Reserve For Uncollected Taxes	112,197.48	1975 Taxes Cancelled, Abated or Adjusted	3,100.45
Environmental Inspection & Control	14,950.00	CAPITAL OUTLAY TOTAL	4,752.96	Transfer to Tax Title Liens or Foreclosed	15,685.04
Other Public Safety				Balance Outstanding Dec. 31, 1975	100,535.88
PUBLIC WORKS				PRIOR YEARS TAXES OUTSTANDING	
Streets and Drainage	77,683.03	Public Enterprises		Balance January 1, 1975	91,752.71
Sewers and Sewage Processing		Recreation—Culture		Collected in 1975	74,448.42
Garbage and Trash Disposal	49,000.00	Public Works		Cancelled, Abated or Adjusted 1975	8,181.12
Public Buildings and Grounds	13,890.00	Buildings and Grounds	4,752.96	Transfers to Tax Title Liens or Foreclosed	7,216.38
Other Public Works	18,000.00	Library and Education		Balance December 31, 1975	1,906.79
HEALTH and WELFARE		Conservation		TAX TITLE LIENS OUTSTANDING	
Health Services Except Environmental	6,350.00	All Other		Balance January 1, 1975	17,111.18
Welfare-Public Assistance	1,974.50	CAPITAL DEBT AUTHORIZED, DECEMBER 31, 1975		Transfer From Taxes	24,118.95
Hospitals, Clinics, First Aid	1,700.00	ISSUED AND UNISSUED GROSS DEBT		Redeemed in 1975	339.46
Animal, Insect, & Rodent Control	1,500.00	School	1,425,000	Cancelled, Abated or Adjusted (1975)	
Other Welfare Services		Self-liquidating		Transfers to Foreclosed Property	
RECREATION and CONSERVATION		Other	33,000	Balance December 31, 1975	40,890.67
Beaches and Boardwalks		Total	1,458,000	PROPERTY ACQUIRED BY DEED OR	
Parks, Playgrounds, Shade Trees	1,000.00	ISSUED AND OUTSTANDING		FORECLOSURE	
Land Reclamation & Conservation	5,533.25	School		Balance January 1, 1975	74,100.00
Other Recreational Services	23,603.63	Self-Liquidating		Transfers From Taxes or Liens	
EDUCATION (excluding schools)		Other		Sale for Cash (1975)	
Libraries		Total		Cancelled, Abated or Adjusted (1975)	
Other Educational Services		EQUALIZED VALUATION BASIS		Balance December 31, 1975	74,100.00
STATUTORY EXPENDITURES		FOR NET DEBT COMPUTATION	70,366,657.00	CURRENT FINANCES DECEMBER 31, 1975	
Pensions & F. I. C. A.	22,122.00	REAL PROPERTY VALUATIONS		ASSETS	
Employee Fringe Benefits	18,500.00	Code Class # of Parcels % VAL'N		Cash Dec. 31, 1975	714,415.77
Other Statutory Expenditures		1 Vacant Land 1652 14.73	8,003,625.00	Taxes Receivable	102,442.67
CETA And Other Public Employment Programs	17,600.00	2 Residential 2288 78.76	42,793,350.00	Tax Title Liens	40,890.67
MUNICIPAL FUNCTIONS TOTAL	622,481.90	3 Farm		Foreclosed Property	74,100.00
CAPITAL IMPROVEMENTS *MEMO*		4a Commercial 78 6.31	3,425,900.00	Emergencies & Other Deferred Charges	11,819.93
DEBT SERVICE		4b Industrial 1 .20	110,100.00	State and Federal Aid Receivable	30,508.00
Principal Payments		4c Apartments		Other Receivables	8,585.12
Interest Payments		Total 4019	54,332,975.00	Total	982,762.16
DEFERRED CHARGES	21,000.00	Land Area 20.62 Sq. Miles		LIABILITIES, RESERVES, AND SURPLUS	
SCHOOL, COUNTY, SPECIAL DISTRICT TAXES	1,165,250.24	Net Valuation Taxable-Municipal	54,628,227.00	Cash Liabilities	632,542.12
RESERVE FOR UNCOLLECTED TAXES	112,197.48	Net Valuation Taxable-County	77,969,471.00	Reserves for Receivables	226,018.46
EXPENDITURES TOTAL	1,920,929.62	State Equalized Valuation	80,337,938.00	Surplus Dec. 31, 1975	124,201.58
		State Equalization Ratio	67.88	Total	982,762.16

0508

Population 1970 **10,605**
 Population 1975 **11,850**
 S & P Rating
 Moody Rating **BAA**

General Tax Rate Per \$100. **2.44**
 State Equalized Tax Rate **1.75**

OCEAN CITY — CAPE MAY COUNTY

Form of Government:

Commission (1911)

Number of Members on Governing Body 3

PER CAPITA: **682.22** PER CENT: **1.69**
 Gross Debt **203.23** Gross Debt **.50**
 Net Debt **44.76** Net Debt **94.27**
 Debt Service **813.77** Tax Levy Collected
 Total Tax Levy **618.31** Tax Levy Cancelled, Abated
 Municipal Expenditures or Adjusted **.59**

EXPENDITURES		REVENUES-REALIZED		1975 PROPERTY TAX	
GENERAL GOVERNMENT				STATE EQUALIZED TAX RATE	
Governing Body & Public Boards	58,636.00	1975 Property Taxes Collected	9,089,744.02	Local District School Taxes	.49 2,671,665.00
Municipal Clerk	27,020.21	1975 Payments in Lieu of Taxes		Regional & Consolidated School Tax	
Financial Administration	97,386.45	Delinquent Tax & Lien Collections	312,609.16	School Taxes in Municipal Budget	.03 168,400.00
Assessment of Taxes	34,741.94	Business Personalty Replacement Taxes	184,700.69	County Taxes	.41 2,275,202.31
Collection of Taxes	72,866.27	Taxes from Public Utilities	747,300.82	County Library Taxes	
Planning, Housing & Development	12,500.00	Other Miscellaneous Tax Revenues		Local Municipal Purpose Taxes	.80 4,385,962.69
Human Resources		State Aid Revenues	18,249.47	Veteran & Senior Citizen Taxes	.02 101,670.00
Elections	7,500.00	Federal Aid Revenues		Total Taxes for Rate Computation	1.75 9,602,900.00
General Administration (other)	582,897.53	State and Local Fiscal Assistance Act Utilized	227,452.77	Special District Taxes	
JUDICIARY		Sale of Acquired Property		Bank Stock Taxes	24,133.38
Municipal Courts	51,015.00	Other Miscellaneous Revenues	563,947.83	Added and Omitted Taxes	117,762.45
PUBLIC SAFETY		Total	11,144,004.76	Total Taxes Levied - ABSTRACT	9,643,125.83
Fire Protection	858,537.48	Prior Years Surplus Appropriated	380,000.00	Total Taxes Billed	9,642,074.55
Police Protection	1,111,521.19	REVENUES TOTAL	11,524,004.76	1975 TAXES COLLECTED	9,089,744.02
Civil Defense & Disaster Control	17,020.00	Reserve For Uncollected Taxes	404,988.57	1975 Taxes Cancelled, Abated or Adjusted	56,897.49
Environmental Inspection & Control	68,182.00	CAPITAL OUTLAY TOTAL	313,485.97	Transfer to Tax Title Liens or Foreclosed	41,671.68
Other Public Safety				Balance Outstanding Dec. 31, 1975	453,761.36
PUBLIC WORKS				PRIOR YEARS TAXES OUTSTANDING	
Streets and Drainage	809,869.44	Public Enterprises		Balance January 1, 1975	398,273.27
Sewers and Sewage Processing	140,494.16	Recreation—Culture		Collected in 1975	290,387.12
Garbage and Trash Disposal	340,145.00	Public Works	112,129.10	Cancelled, Abated or Adjusted 1975	
Public Buildings and Grounds	668,800.00	Buildings and Grounds	201,356.87	Transfers to Tax Title Liens or Foreclosed	36,181.20
Other Public Works	500.00	Library and Education		Balance December 31, 1975	71,704.95
HEALTH and WELFARE		Conservation		TAX TITLE LIENS OUTSTANDING	
Health Services Except Environmental	4,061.00	All Other		Balance January 1, 1975	50,034.09
Welfare-Public Assistance	2,000.00	CAPITAL DEBT AUTHORIZED, DECEMBER 31, 1975		Transfer From Taxes	81,954.03
Hospitals, Clinics, First Aid	5,000.00	ISSUED AND UNISSUED		Redeemed in 1975	22,222.04
Animal, Insect, & Rodent Control	17,636.71	School	4,925,000	Cancelled, Abated or Adjusted (1975)	
Other Welfare Services		Self-liquidating	751,000	Transfers to Foreclosed Property	
RECREATION and CONSERVATION		Other	2,408,289	Balance December 31, 1975	109,766.08
Beaches and Boardwalks	268,301.00	Total	8,084,289	PROPERTY ACQUIRED BY DEED OR	
Parks, Playgrounds, Shade Trees	40,352.61	ISSUED AND OUTSTANDING		FORECLOSURE	
Land Reclamation & Conservation		School	2,300,000.00	Balance January 1, 1975	70,805.50
Other Recreational Services	207,067.52	Self-Liquidating	751,000.00	Transfers From Taxes or Liens	
EDUCATION (excluding schools)		Other	2,193,750.00	Sale for Cash (1975)	
Libraries	112,250.00	Total	5,244,750.00	Cancelled, Abated or Adjusted (1975)	
Other Educational Services	29,740.28	EQUALIZED VALUATION BASIS		Balance December 31, 1975	70,805.50
STATUTORY EXPENDITURES		FOR NET DEBT COMPUTATION	477,886,215.00	CURRENT FINANCES DECEMBER 31, 1975	
Pensions & F. I. C. A.	479,102.00	REAL PROPERTY VALUATIONS		ASSETS	
Employee Fringe Benefits	170,350.00	Code Class # of Parcels % VAL'N		Cash Dec. 31, 1975	575,244.04
Other Statutory Expenditures		1 Vacant Land 2201 3.31	12,980,343.00	Taxes Receivable	525,466.31
CETA And Other Public Employment Programs		2 Residential 10201 81.22	318,202,059.00	Tax Title Liens	109,766.08
MUNICIPAL FUNCTIONS TOTAL	6,295,493.79	3 Farm		Foreclosed Property	70,805.50
CAPITAL IMPROVEMENTS *MEMO*		4a Commercial 516 10.76	42,140,405.00	Emergencies & Other Deferred Charges	426,605.18
DEBT SERVICE		4b Industrial 2 .02	71,290.00	State and Federal Aid Receivable	110,278.67
Principal Payments	364,400.00	4c Apartments 97 4.70	18,395,170.00	Other Receivables	1,855.00
Interest Payments	166,028.00	Total	391,789,267.00	Total	1,820,020.78
TYPE I SCHL DEBT *MEMO	168,400.00	Land Area 5.83 Sq. Miles		LIABILITIES, RESERVES, AND SURPLUS	
DEFERRED CHARGES	96,042.69	Net Valuation Taxable-Municipal	394,963,561.00	Cash Liabilities	1,009,230.26
SCHOOL, COUNTY, SPECIAL DISTRICT TAXES	5,115,267.31	Net Valuation Taxable-County	522,337,249.00	Reserves for Receivables	707,892.89
RESERVE FOR UNCOLLECTED TAXES	404,988.57	State Equalized Valuation	549,241,647.00	Surplus Dec. 31, 1975	102,897.63
EXPENDITURES TOTAL	12,442,220.36	State Equalization Ratio	71.75	Total	1,820,020.78

1971/3000

* ABOVE DEBT SERVICE INCLUDES TYPE I SCHOOL DEBT

1521

Population 1970 1,085
Population 1975 1,125
S & P Rating
Moody Rating

General Tax Rate Per \$100. 3.16
State Equalized Tax Rate 2.95

OCEAN GATE BOROUGH — OCEAN COUNTY

Form of Government:

Borough Council

Number of Members on Governing Body 6

PER CAPITA:

Gross Debt 111.57
Net Debt 26.67
Debt Service
Total Tax Levy 594.41
Municipal Expenditures 290.24

PER CENT:

Gross Debt .64
Net Debt .15
Tax Levy Collected 91.90
Tax Levy Cancelled, Abated or Adjusted .13

EXPENDITURES		REVENUES-REALIZED		1975 PROPERTY TAX	
GENERAL GOVERNMENT				STATE EQUALIZED TAX RATE	
Governing Body & Public Boards		1975 Property Taxes Collected	614,556.75	Local District School Taxes .85	196,120.03
Municipal Clerk		1975 Payments in Lieu of Taxes		Regional & Consolidated School Tax .93	214,413.34
Financial Administration	3,971.00	Delinquent Tax & Lien Collections	50,588.42	School Taxes in Municipal Budget	
Assessment of Taxes	4,016.00	Business Personalty Replacement Taxes	2,023.29	County Taxes .40	93,253.68
Collection of Taxes	11,635.62	Taxes from Public Utilities	36,207.59	County Library Taxes .02	4,574.48
Planning, Housing & Development		Other Miscellaneous Tax Revenues		Local Municipal Purpose Taxes .58	157,666.72
Human Resources		State Aid Revenues	11,695.50	Veteran & Senior Citizen Taxes .07	15,830.00
Elections		Federal Aid Revenues	18,013.04	Total Taxes for Rate Computation 2.95	681,858.25
General Administration (other)	32,255.80	State and Local Fiscal Assistance Act Utilized	28,313.84	Special District Taxes	
JUDICIARY		Sale of Acquired Property	1,500.00	Bank Stock Taxes	
Municipal Courts	5,045.85	Other Miscellaneous Revenues	42,994.44	Added and Omitted Taxes	2,677.88
PUBLIC SAFETY		Total	805,892.87	Total Taxes Levied - ABSTRACT	668,706.13
Fire Protection	4,000.00	Prior Years Surplus Appropriated	29,472.24	Total Taxes Billed	614,556.75
Police Protection	48,562.38	REVENUES TOTAL	835,365.11	1975 TAXES COLLECTED	855.00
Civil Defense & Disaster Control		Reserve For Uncollected Taxes	60,917.75	1975 Taxes Cancelled, Abated or Adjusted	10,677.74
Environmental Inspection & Control	1,771.00			Balance Outstanding Dec. 31, 1975	42,616.64
Other Public Safety		CAPITAL OUTLAY TOTAL		PRIOR YEARS TAXES OUTSTANDING	
PUBLIC WORKS				Balance January 1, 1975	56,234.51
Streets and Drainage	34,385.74	Public Enterprises		Collected in 1975	50,472.60
Sewers and Sewage Processing	2,500.00	Recreation—Culture		Cancelled, Abated or Adjusted 1975	13.77
Garbage and Trash Disposal	32,413.84	Public Works		Transfers to Tax Title Liens or Foreclosed	5,741.76
Public Buildings and Grounds	22,183.54	Buildings and Grounds		Balance December 31, 1975	6.38
Other Public Works		Library and Education		TAX TITLE LIENS OUTSTANDING	
HEALTH and WELFARE		Conservation		Balance January 1, 1975	16,349.39
Health Services Except Environmental	135.00	All Other		Transfer From Taxes	17,167.84
Welfare-Public Assistance	3,000.00			Redeemed in 1975	115.82
Hospitals, Clinics, First Aid	500.00	CAPITAL DEBT AUTHORIZED, DECEMBER 31, 1975		Cancelled, Abated or Adjusted (1975)	
Animal, Insect, & Rodent Control	1,187.84	ISSUED AND UNISSUED GROSS DEBT NET DEBT		Transfers to Foreclosed Property	
Other Welfare Services		School 95,521		Balance December 31, 1975	33,401.41
RECREATION and CONSERVATION		Self-liquidating 30,000	30,000	PROPERTY ACQUIRED BY DEED OR FORECLOSURE	
Beaches and Boardwalks	4,816.31	Other 30,000	30,000	Balance January 1, 1975	12,750.00
Parks, Playgrounds, Shade Trees		Total 125,521	30,000	Transfers From Taxes or Liens	
Land Reclamation & Conservation				Sale for Cash (1975)	
Other Recreational Services	13,950.26	ISSUED AND OUTSTANDING		Cancelled, Abated or Adjusted (1975)	
EDUCATION (excluding schools)		School 95,521.00		Balance December 31, 1975	12,750.00
Libraries		Self-Liquidating		CURRENT FINANCES DECEMBER 31, 1975	
Other Educational Services		Other		ASSETS	
STATUTORY EXPENDITURES		Total 95,521.00		Cash Dec. 31, 1975	182,397.59
Pensions & F. I. C. A.	11,900.00	EQUALIZED VALUATION BASIS		Taxes Receivable	42,623.02
Employee Fringe Benefits	2,000.00	FOR NET DEBT COMPUTATION	19,509,415.67	Tax Title Liens	33,401.41
Other Statutory Expenditures		REAL PROPERTY VALUATIONS		Foreclosed Property	12,750.00
CETA And Other Public Employment Programs	19,401.45	Code Class # of Parcels % VAL'N		Emergencies & Other Deferred Charges	9,400.00
MUNICIPAL FUNCTIONS TOTAL	259,631.63	1 Vacant Land 375 4.79	1,028,250.00	State and Federal Aid Receivable	10,446.66
CAPITAL IMPROVEMENTS *MEMO	10,000.00	2 Residential 948 91.85	19,730,784.00	Other Receivables	
DEBT SERVICE		3 Farm		Total	291,018.68
Principal Payments		4a Commercial 20 3.36	722,350.00	LIABILITIES, RESERVES, AND SURPLUS	
Interest Payments		4b Industrial		Cash Liabilities	143,444.45
DEFERRED CHARGES	5,968.38	4c Apartments		Reserves for Receivables	88,774.43
SCHOOL, COUNTY, SPECIAL DISTRICT TAXES	508,361.53	Total 1343	21,481,384.00	Surplus Dec. 31, 1975	58,799.80
RESERVE FOR UNCOLLECTED TAXES	60,917.75	Land Area .50 Sq. Miles		Total	291,018.68
EXPENDITURES TOTAL	834,879.29	Net Valuation Taxable-Municipal	21,598,181.00		
		Net Valuation Taxable-County	20,526,157.00		
		State Equalized Valuation	23,084,170.00		
		State Equalization Ratio	93.53		

1338

Population 1970 7,525
 Population 1975 6,115
 S & P Rating A
 Moody Rating A

General Tax Rate Per \$100. 3.25
 State Equalized Tax Rate 2.78

OCEANPORT BOROUGH — MONMOUTH CO.

Form of Government:

Borough Council

Number of Members on Governing Body 6

PER CAPITA:

Gross Debt 444.97
 Net Debt 183.00
 Debt Service 9.74
 Total Tax Levy 422.35
 Municipal Expenditures 156.78

PER CENT:

Gross Debt 3.25
 Net Debt 1.34
 Tax Levy Collected 97.05
 Tax Levy Cancelled, Abated or Adjusted .97

EXPENDITURES		REVENUES-REALIZED		1975 PROPERTY TAX	
GENERAL GOVERNMENT		1975 Property Taxes Collected		STATE EQUALIZED TAX RATE	
Governing Body & Public Boards			2,506,490.37	Local District School Taxes	.95 876,146.50
Municipal Clerk		1975 Payments in Lieu of Taxes		Regional & Consolidated School Tax	.83 768,094.20
Financial Administration	18,883.98	Delinquent Tax & Lien Collections	59,878.07	School Taxes in Municipal Budget	
Assessment of Taxes	14,450.00	Business Personalty Replacement Taxes	47,231.32	County Taxes	.61 559,965.91
Collection of Taxes	12,627.64	Taxes from Public Utilities	128,100.22	County Library Taxes	.02 19,830.44
Planning, Housing & Development	11,969.08	Other Miscellaneous Tax Revenues		Local Municipal Purpose Taxes	.34 315,884.90
Human Resources	15,226.72	State Aid Revenues	2,143.00	Veteran & Senior Citizen Taxes	.03 32,310.00
Elections		Federal Aid Revenues	23,483.66	Total Taxes for Rate Computation	2.78 2,572,251.95
General Administration (other)	97,057.40	State and Local Fiscal Assistance Act Utilized	77,769.60	Special District Taxes	
JUDICIARY		Sale of Acquired Property	2,000.00	Bank Stock Taxes	2,015.10
Municipal Courts	8,011.91	Other Miscellaneous Revenues	151,086.66	Added and Omitted Taxes	40,741.56
PUBLIC SAFETY		Total	2,998,182.90	Total Taxes Levied - ABSTRACT	2,582,698.61
Fire Protection	22,533.76	Prior Years Surplus Appropriated	275,000.00	Total Taxes Billed	2,582,698.61
Police Protection	220,135.71	REVENUES TOTAL	3,273,182.90	1975 TAXES COLLECTED	2,506,490.37
Civil Defense & Disaster Control	379.93	Reserve For Uncollected Taxes	131,752.89	1975 Taxes Cancelled, Abated or Adjusted	1,805.33
Environmental Inspection & Control	5,248.17	CAPITAL OUTLAY TOTAL	227,652.43	Transfer to Tax Title Liens or Foreclosed	2,980.25
Other Public Safety				Balance Outstanding Dec. 31, 1975	71,422.66
PUBLIC WORKS				PRIOR YEARS TAXES OUTSTANDING	
Streets and Drainage	129,093.98	Public Enterprises		Balance January 1, 1975	79,558.83
Sewers and Sewage Processing		Recreation—Culture	2,489.35	Collected in 1975	55,905.89
Garbage and Trash Disposal	53,000.00	Public Works	225,163.08	Cancelled, Abated or Adjusted 1975	
Public Buildings and Grounds	43,661.68	Buildings and Grounds		Transfers to Tax Title Liens or Foreclosed	1,273.07
Other Public Works		Library and Education		Balance December 31, 1975	22,379.87
HEALTH and WELFARE		Conservation		TAX TITLE LIENS OUTSTANDING	
Health Services Except Environmental	12,062.00	All Other		Balance January 1, 1975	10,793.69
Welfare-Public Assistance	1,100.00	CAPITAL DEBT AUTHORIZED, DECEMBER 31, 1975		Transfer From Taxes	4,524.91
Hospitals, Clinics, First Aid		ISSUED AND UNISSUED GROSS DEBT		Redeemed in 1975	3,972.18
Animal, Insect, & Rodent Control		School 1,531,937		Cancelled, Abated or Adjusted (1975)	
Other Welfare Services		Self-liquidating		Transfers to Foreclosed Property	
RECREATION and CONSERVATION		Other 1,189,050	1,119,050	Balance December 31, 1975	11,346.42
Beaches and Boardwalks		Total 2,720,987	1,119,050	PROPERTY ACQUIRED BY DEED OR FORECLOSURE	
Parks, Playgrounds, Shade Trees	18,748.45	ISSUED AND OUTSTANDING		Balance January 1, 1975	208,900.00
Land Reclamation & Conservation		School 1,531,937.00		Transfers From Taxes or Liens	
Other Recreational Services		Self-Liquidating		Sale for Cash (1975)	2,000.00
EDUCATION (excluding schools)		Other 1,049,000.00		Cancelled, Abated or Adjusted (1975)	500.00
Libraries	3,276.00	Total 2,580,937.00		Balance December 31, 1975	206,400.00
Other Educational Services		EQUALIZED VALUATION BASIS		CURRENT FINANCES DECEMBER 31, 1975	
STATUTORY EXPENDITURES		FOR NET DEBT COMPUTATION	83,630,650.33	ASSETS	
Pensions & F. I. C. A.	34,440.30	REAL PROPERTY VALUATIONS		Cash Dec. 31, 1975	1,111,871.23
Employee Fringe Benefits		Code Class # of Parcels % VAL'N		Taxes Receivable	93,802.53
Other Statutory Expenditures		1 Vacant Land 450 4.36	3,430,400.00	Tax Title Liens	11,346.42
CETA And Other Public Employment Programs	28,000.40	2 Residential 1392 62.53	49,155,900.00	Foreclosed Property	206,400.00
MUNICIPAL FUNCTIONS TOTAL	749,907.11	3 Farm 2 .05	42,000.00	Emergencies & Other Deferred Charges	25,800.00
CAPITAL IMPROVEMENTS *MEMO*	23,000.00	4a Commercial 69 32.79	25,775,900.00	State and Federal Aid Receivable	51,010.51
DEBT SERVICE		4b Industrial		Other Receivables	4,460.75
Principal Payments	15,000.00	4c Apartments 2 .27	213,300.00	Total	1,504,691.44
Interest Payments	44,590.00	Total 1915	78,617,500.00	LIABILITIES, RESERVES, AND SURPLUS	
DEFERRED CHARGES	17,450.00	Land Area 3.10 Sq. Miles		Cash Liabilities	876,675.00
SCHOOL, COUNTY, SPECIAL DISTRICT TAXES	2,224,057.05	Net Valuation Taxable-Municipal	79,254,800.00	Reserves for Receivables	316,009.70
RESERVE FOR UNCOLLECTED TAXES	131,752.89	Net Valuation Taxable-County	89,180,147.00	Surplus Dec. 31, 1975	312,006.74
EXPENDITURES TOTAL	3,182,757.05	State Equalized Valuation	92,410,289.00	Total	1,504,691.44
		State Equalization Ratio	85.67		

1916

Population 1970 **2,235**
 Population 1975 **2,540**
 S & P Rating
 Moody Rating

General Tax Rate Per \$100. **7.82**
 State Equalized Tax Rate **3.12**

OGDENSBURG BOROUGH — SUSSEX COUNTY

Form of Government:

Borough Council

Number of Members on Governing Body 6

PER CAPITA:

Gross Debt **276.83**
 Net Debt **2.00**
 Debt Service **18.23**
 Total Tax Levy **385.04**
 Municipal Expenditures **186.27**

PER CENT:

Gross Debt **2.64**
 Net Debt **.02**
 Tax Levy Collected **94.46**
 Tax Levy Cancelled, Abated or Adjusted **1.15**

EXPENDITURES		REVENUES-REALIZED		1975 PROPERTY TAX	
GENERAL GOVERNMENT				STATE EQUALIZED TAX RATE 3.12	
Governing Body & Public Boards		1975 Property Taxes Collected	925,975.45	Local District School Taxes 1.87	588,723.98
Municipal Clerk		1975 Payments in Lieu of Taxes		Regional & Consolidated School Tax .08	26,212.49
Financial Administration	10,600.00	Delinquent Tax & Lien Collections	36,220.82	School Taxes in Municipal Budget	
Assessment of Taxes	27,300.00	Business Personalty Replacement Taxes	57,622.59	County Taxes .61	191,010.20
Collection of Taxes	5,800.00	Taxes from Public Utilities	23,918.72	County Library Taxes .03	8,769.91
Planning, Housing & Development	2,000.00	Other Miscellaneous Tax Revenues		Local Municipal Purpose Taxes .49	153,214.48
Human Resources		State Aid Revenues	4,337.00	Veteran & Senior Citizen Taxes .04	13,740.00
Elections		Federal Aid Revenues		Total Taxes for Rate Computation 3.12	981,671.06
General Administration (other)	56,134.00	State and Local Fiscal Assistance Act Utilized	17,704.00	Special District Taxes	
JUDICIARY		Sale of Acquired Property		Bank Stock Taxes	884.35
Municipal Courts	4,175.00	Other Miscellaneous Revenues	86,455.35	Added and Omitted Taxes	9,181.03
PUBLIC SAFETY		Total	1,152,233.93	Total Taxes Levied - ABSTRACT	977,996.44
Fire Protection	24,500.00	Prior Years Surplus Appropriated	101,000.00	Total Taxes Billed	980,273.72
Police Protection	66,657.47	REVENUES TOTAL	1,253,233.93	1975 TAXES COLLECTED	925,975.45
Civil Defense & Disaster Control	450.00	Reserve For Uncollected Taxes	47,805.02	1975 Taxes Cancelled, Abated or Adjusted	11,292.82
Environmental Inspection & Control	625.00			Transfer to Tax Title Liens or Foreclosed	899.30
Other Public Safety		CAPITAL OUTLAY TOTAL	57,016.94	Balance Outstanding Dec. 31, 1975	42,106.15
PUBLIC WORKS				PRIOR YEARS TAXES OUTSTANDING	
Streets and Drainage	100,691.78	Public Enterprises	44,671.94	Balance January 1, 1975	33,899.64
Sewers and Sewage Processing	17,250.00	Recreation—Culture		Collected in 1975	31,961.75
Garbage and Trash Disposal	15,000.00	Public Works	12,345.00	Cancelled, Abated or Adjusted 1975	1,018.31
Public Buildings and Grounds		Buildings and Grounds		Transfers to Tax Title Liens or Foreclosed	351.00
Other Public Works		Library and Education		Balance December 31, 1975	568.58
HEALTH and WELFARE		Conservation		TAX TITLE LIENS OUTSTANDING	
Health Services Except Environmental	2,433.00	All Other		Balance January 1, 1975	6,716.86
Welfare-Public Assistance	500.00			Transfer From Taxes	1,250.30
Hospitals, Clinics, First Aid		CAPITAL DEBT AUTHORIZED, DECEMBER 31, 1975		Redeemed in 1975	4,259.07
Animal, Insect, & Rodent Control	1,000.00	ISSUED AND UNISSUED		Cancelled, Abated or Adjusted (1975)	
Other Welfare Services		School	376,305	Transfers to Foreclosed Property	
RECREATION and CONSERVATION		Self-Liquidating	285,700	Balance December 31, 1975	3,708.09
Beaches and Boardwalks		Other	41,133	PROPERTY ACQUIRED BY DEED OR	
Parks, Playgrougds, Shade Trees	14,040.00	Total	703,138	FORECLOSURE	
Land Reclamation & Conservation				Balance January 1, 1975	100.00
Other Recreational Services		ISSUED AND OUTSTANDING		Transfers From Taxes or Liens	
EDUCATION (excluding schools)		School	376,305.00	Sale for Cash (1975)	
Libraries		Self-Liquidating	50,000.00	Cancelled, Abated or Adjusted (1975)	
Other Educational Services		Other	40,000.00	Balance December 31, 1975	100.00
STATUTORY EXPENDITURES		Total	466,305.00	CURRENT FINANCES DECEMBER 31, 1975	
Pensions & F. I. C. A.	11,993.08	EQUALIZED VALUATION BASIS		ASSETS	
Employee Fringe Benefits	3,100.00	FOR NET DEBT COMPUTATION	26,594,693.00	Cash Dec. 31, 1975	190,153.25
Other Statutory Expenditures		REAL PROPERTY VALUATIONS		Taxes Receivable	42,674.73
CETA And Other Public Employment Programs		Code Class # of Parcels % VAL'N		Tax Title Liens	3,708.09
MUNICIPAL FUNCTIONS TOTAL	364,249.33	1 Vacant Land 132 2.20	275,800.00	Foreclosed Property	100.00
CAPITAL IMPROVEMENTS		2 Residential 731 68.14	8,539,250.00	Emergencies & Other Deferred Charges	49,950.59
DEBT SERVICE		3 Farm		State and Federal Aid Receivable	3,500.00
Principal Payments	45,000.00	4a Commercial 28 3.85	482,000.00	Other Receivables	21,880.53
Interest Payments	1,293.75	4b Industrial 2 25.81	3,234,000.00	Total	311,967.19
		4c Apartments		LIABILITIES, RESERVES, AND SURPLUS	
DEFERRED CHARGES	14,772.66	Total 893	12,531,050.00	Cash Liabilities	83,784.56
SCHOOL, COUNTY, SPECIAL DISTRICT TAXES	814,716.58	Land Area 2.20 Sq. Miles		Reserves for Receivables	68,363.35
RESERVE FOR UNCOLLECTED TAXES	47,805.02	Net Valuation Taxable-Municipal	12,567,336.00	Surplus Dec. 31, 1975	159,819.28
EXPENDITURES TOTAL	1,287,837.34	Net Valuation Taxable-County	27,621,527.00	Total	311,967.19
		State Equalized Valuation	31,395,508.00		
		State Equalization Ratio	39.96		

1209

Population 1970 **48,900**
 Population 1975 **51,680**
 S & P Rating **B B B**
 Moody Rating **A**

General Tax Rate Per \$100. **4.86**
 State Equalized Tax Rate **4.06**

OLD BRIDGE TOWNSHIP — MIDDLESEX CO.

Form of Government:
 Council-Manager Plan E (OMCL50)
 Number of Members on Governing Body 7

PER CAPITA:

Gross Debt **722.56**
 Net Debt **220.07**
 Debt Service **10.18**
 Total Tax Levy **424.56**
 Municipal Expenditures **127.42**

PER CENT:

Gross Debt **7.64**
 Net Debt **2.33**
 Tax Levy Collected **95.78**
 Tax Levy Cancelled, Abated or Adjusted **.83**

EXPENDITURES		REVENUES-REALIZED		1975 PROPERTY TAX	
GENERAL GOVERNMENT				STATE EQUALIZED TAX RATE 4.06	
Governing Body & Public Boards	33,600.00	1975 Property Taxes Collected	21,066,089.72	Local District School Taxes	2.89
Municipal Clerk	45,090.00	1975 Payments in Lieu of Taxes		Regional & Consolidated School Tax	
Financial Administration	82,815.00	Delinquent Tax & Lien Collections	625,065.35	School Taxes in Municipal Budget	
Assessment of Taxes	93,915.00	Business Personalty Replacement Taxes	205,089.97	County Taxes	.54
Collection of Taxes	79,165.00	Taxes from Public Utilities	944,639.08	County Library Taxes	
Planning, Housing & Development	85,765.00	Other Miscellaneous Tax Revenues		Local Municipal Purpose Taxes	.58
Human Resources		State Aid Revenues	27,686.27	Veteran & Senior Citizen Taxes	.05
Elections	9,500.00	Federal Aid Revenues		Total Taxes for Rate Computation	4.06
General Administration (other)	464,074.00	State and Local Fiscal Assistance Act Utilized	502,929.82	Special District Taxes	
JUDICIARY		Sale of Acquired Property		Bank Stock Taxes	
Municipal Courts	62,724.00	Other Miscellaneous Revenues	995,235.53	Added and Omitted Taxes	
PUBLIC SAFETY		Total	24,366,735.74	Total Taxes Levied - ABSTRACT	21,941,117.06
Fire Protection	24,964.00	Prior Years Surplus Appropriated	840,000.00	Total Taxes Billed	21,995,244.40
Police Protection	1,967,719.06	REVENUES TOTAL	25,206,735.74	1975 TAXES COLLECTED	21,066,089.72
Civil Defense & Disaster Control	3,700.00	Reserve For Uncollected Taxes	957,694.00	1975 Taxes Cancelled, Abated or Adjusted	182,473.55
Environmental Inspection & Control	83,713.00	CAPITAL OUTLAY TOTAL	2,859,700.86	Transfer to Tax Title Liens or Foreclosed	150,091.11
Other Public Safety				Balance Outstanding Dec. 31, 1975	596,590.02
PUBLIC WORKS				PRIOR YEARS TAXES OUTSTANDING	
Streets and Drainage	763,930.00	Public Enterprises		Balance January 1, 1975	553,849.76
Sewers and Sewage Processing		Recreation—Culture	785,725.11	Collected in 1975	492,929.14
Garbage and Trash Disposal		Public Works	19,833.18	Cancelled, Abated or Adjusted 1975	29,873.87
Public Buildings and Grounds	64,429.00	Buildings and Grounds	2,054,142.57	Transfers to Tax Title Liens or Foreclosed	28,255.04
Other Public Works		Library and Education		Balance December 31, 1975	2,791.71
HEALTH and WELFARE		Conservation		TAX TITLE LIENS OUTSTANDING	
Health Services Except Environmental	147,712.00	All Other		Balance January 1, 1975	542,831.04
Welfare-Public Assistance	26,018.00			Transfer From Taxes	180,428.30
Hospitals, Clinics, First Aid		CAPITAL DEBT AUTHORIZED, DECEMBER 31, 1975		Redeemed in 1975	132,136.21
Animal, Insect, & Rodent Control		ISSUED AND UNISSUED		Cancelled, Abated or Adjusted (1975)	1,946.94
Other Welfare Services		School	18,169,000	Transfers to Foreclosed Property	128,169.69
RECREATION and CONSERVATION		Self-Liquidating	19,173,000	Balance December 31, 1975	461,006.50
Beaches and Boardwalks	25,000.00	Other	37,342,000	PROPERTY ACQUIRED BY DEED OR	
Parks, Playgrounds, Shade Trees	219,350.00	Total	11,373,000	FORECLOSURE	
Land Reclamation & Conservation	8,500.00	ISSUED AND OUTSTANDING		Balance January 1, 1975	836,610.31
Other Recreational Services	4,520.00	School	18,169,000.00	Transfers From Taxes or Liens	128,169.69
EDUCATION (excluding schools)		Self-Liquidating		Sale for Cash (1975)	
Libraries	200,000.00	Other	18,302,000.00	Cancelled, Abated or Adjusted (1975)	
Other Educational Services		Total	36,471,000.00	Balance December 31, 1975	964,780.00
STATUTORY EXPENDITURES		EQUALIZED VALUATION BASIS		CURRENT FINANCES DECEMBER 31, 1975	
Pensions & F. I. C. A.	269,474.21	FOR NET DEBT COMPUTATION	488,898,869.33	ASSETS	
Employee Fringe Benefits	128,437.00	REAL PROPERTY VALUATIONS		Cash Dec. 31, 1975	1,282,489.35
Other Statutory Expenditures		Code Class # of Parcels % VAL'N	ASSESSED VALUATION	Taxes Receivable	599,381.73
CETA And Other Public Employment Programs		1 Vacant Land 1515 6.85	29,836,200.00	Tax Title Liens	461,006.50
MUNICIPAL FUNCTIONS TOTAL	4,894,114.27	2 Residential 10270 66.58	290,199,800.00	Foreclosed Property	964,780.00
CAPITAL IMPROVEMENTS *MEMO*	100,000.00	3 Farm 158 .85	3,680,000.00	Emergencies & Other Deferred Charges	3,782.00
DEBT SERVICE		4a Commercial 292 7.82	34,061,700.00	State and Federal Aid Receivable	123,379.38
Principal Payments	205,000.00	4b Industrial 24 2.20	9,587,600.00	Other Receivables	30,531.06
Interest Payments	321,193.08	4c Apartments 16 15.71	68,483,200.00	Total	3,465,350.02
DEFERRED CHARGES	206,944.71	Total 12275	435,848,500.00	LIABILITIES, RESERVES, AND SURPLUS	
SCHOOL, COUNTY, SPECIAL DISTRICT TAXES	18,794,860.33	Land Area 38.31 Sq. Miles	439,987,900.00	Cash Liabilities	610,254.68
RESERVE FOR UNCOLLECTED TAXES	957,694.00	Net Valuation Taxable-Municipal	548,047,464.00	Reserves for Receivables	2,055,699.29
EXPENDITURES TOTAL	25,379,806.39	Net Valuation Taxable-County	525,303,110.00	Surplus Dec. 31, 1975	799,396.05
		State Equalized Valuation	83.65	Total	3,465,350.02
		State Equalization Ratio			

0243

Population 1970 **3,935**
 Population 1975 **4,080**
 S & P Rating
 Moody Rating **A-1**

General Tax Rate Per \$100. **4.03**
 State Equalized Tax Rate **2.69**

OLD TAPPAN BOROUGH — BERGEN COUNTY
 Form of Government:
 Borough Council
 Number of Members on Governing Body 6

PER CAPITA:
 Gross Debt **391.00**
 Net Debt **126.23**
 Debt Service **14.53**
 Total Tax Levy **584.64**
 Municipal Expenditures **234.76**

PER CENT:
 Gross Debt **2.00**
 Net Debt **.65**
 Tax Levy Collected **93.36**
 Tax Levy Cancelled, Abated or Adjusted **1.83**

EXPENDITURES		REVENUES-REALIZED		1975 PROPERTY TAX	
GENERAL GOVERNMENT				STATE EQUALIZED TAX RATE — 2.69	
Governing Body & Public Boards	500.00	1975 Property Taxes Collected	2,231,241.74	Local District School Taxes	1.34
Municipal Clerk		1975 Payments in Lieu of Taxes		Regional & Consolidated School Tax	.82
Financial Administration	4,225.00	Delinquent Tax & Lien Collections	44,707.91	School Taxes in Municipal Budget	
Assessment of Taxes	6,530.00	Business Personalty Replacement Taxes	26,083.01	County Taxes	.37
Collection of Taxes	6,830.00	Taxes from Public Utilities	326,918.63	County Library Taxes	
Planning, Housing & Development	3,630.00	Other Miscellaneous Tax Revenues		Local Municipal Purpose Taxes	.14
Human Resources		State Aid Revenues	1,890.00	Veteran & Senior Citizen Taxes	.02
Elections		Federal Aid Revenues	7,879.01	Total Taxes for Rate Computation	2.69
General Administration (other)	100,660.00	State and Local Fiscal Assistance Act Utilized	31,556.00	Special District Taxes	
JUDICIARY		Sale of Acquired Property		Bank Stock Taxes	1,463.66
Municipal Courts	2,725.00	Other Miscellaneous Revenues	178,117.78	Added and Omitted Taxes	9,069.58
PUBLIC SAFETY		Total	2,848,394.08	Total Taxes Levied - ABSTRACT	2,385,328.38
Fire Protection	52,700.00	Prior Years Surplus Appropriated	218,000.00	Total Taxes Billed	2,389,862.88
Police Protection	194,297.00	REVENUES TOTAL	3,066,394.08	1975 TAXES COLLECTED	2,231,241.74
Civil Defense & Disaster Control	1,455.00	Reserve For Uncollected Taxes	144,053.84	1975 Taxes Cancelled, Abated or Adjusted	43,813.69
Environmental Inspection & Control	3,825.00			Transfer to Tax Title Liens or Foreclosed	556.14
Other Public Safety				Balance Outstanding Dec. 31, 1975	114,251.31
PUBLIC WORKS		CAPITAL OUTLAY TOTAL	3,157.00	PRIOR YEARS TAXES OUTSTANDING	
Streets and Drainage	127,160.00	Public Enterprises		Balance January 1, 1975	205,309.44
Sewers and Sewage Processing		Recreation—Culture		Collected in 1975	44,707.91
Garbage and Trash Disposal		Public Works		Cancelled, Abated or Adjusted 1975	
Public Buildings and Grounds	28,100.00	Buildings and Grounds	3,157.00	Transfers to Tax Title Liens or Foreclosed	296.54
Other Public Works	6,694.00	Library and Education		Balance December 31, 1975	160,304.99
HEALTH and WELFARE		Conservation		TAX TITLE LIENS OUTSTANDING	
Health Services Except Environmental	14,265.00	All Other		Balance January 1, 1975	530.30
Welfare-Public Assistance	255.00			Transfer From Taxes	932.75
Hospitals, Clinics, First Aid	300.00	CAPITAL DEBT AUTHORIZED, DECEMBER 31, 1975		Redeemed in 1975	
Animal, Insect, & Rodent Control		ISSUED AND UNISSUED		Cancelled, Abated or Adjusted (1975)	
Other Welfare Services		School	1,080,269	Transfers to Foreclosed Property	
RECREATION and CONSERVATION		Self-Liquidating		Balance December 31, 1975	1,463.05
Beaches and Boardwalks		Other	515,000	PROPERTY ACQUIRED BY DEED OR FORECLOSURE	
Parks, Playgrounds, Shade Trees	22,685.90	Total	1,595,269	Balance January 1, 1975	397,900.00
Land Reclamation & Conservation				Transfers From Taxes or Liens	
Other Recreational Services	85,157.00	ISSUED AND OUTSTANDING		Sale for Cash (1975)	
EDUCATION (excluding schools)		School	1,032,269.00	Cancelled, Abated or Adjusted (1975)	
Libraries	27,000.00	Self-Liquidating		Balance December 31, 1975	397,900.00
Other Educational Services		Other	515,000.00	CURRENT FINANCES DECEMBER 31, 1975	
STATUTORY EXPENDITURES		Total	1,547,269.00	ASSETS	
Pensions & F. I. C. A.	30,058.45	EQUALIZED VALUATION BASIS		Cash Dec. 31, 1975	197,608.42
Employee Fringe Benefits	8,675.00	FOR NET DEBT COMPUTATION	79,634,829.33	Taxes Receivable	274,556.30
Other Statutory Expenditures		REAL PROPERTY VALUATIONS		Tax Title Liens	1,463.05
CETA And Other Public Employment Programs	7,000.00	Code Class # of Parcels % VAL'N		Foreclosed Property	397,900.00
MUNICIPAL FUNCTIONS		1 Vacant Land 228 6.73	3,994,400.00	Emergencies & Other Deferred Charges	38,438.42
CAPITAL IMPROVEMENTS		2 Residential 1081 79.97	47,493,000.00	State and Federal Aid Receivable	46,409.21
DEBT SERVICE		3 Farm 24 .88	522,400.00	Other Receivables	27,615.63
Principal Payments	25,000.00	4a Commercial 83 12.42	7,376,600.00	Total	983,991.03
Interest Payments	34,290.00	4b Industrial		LIABILITIES, RESERVES, AND SURPLUS	
		4c Apartments		Cash Liabilities	131,246.04
		Total	59,386,400.00	Reserves for Receivables	701,534.98
DEFERRED CHARGES	19,757.02	Land Area 3.10 Sq. Miles		Surplus Dec. 31, 1975	151,210.01
SCHOOL, COUNTY, SPECIAL DISTRICT TAXES	2,246,361.33	Net Valuation Taxable-Municipal	59,572,981.00	Total	983,991.03
RESERVE FOR UNCOLLECTED TAXES	144,053.84	Net Valuation Taxable-County	83,699,125.00		
EXPENDITURES TOTAL	3,204,189.54	State Equalized Valuation	88,982,036.00		
		State Equalization Ratio	66.88		

1706

Population 1970 2,095
 Population 1975 2,140
 S & P Rating
 Moody Rating

General Tax Rate Per \$100. 2.53
 State Equalized Tax Rate 2.49

OLDMANS TOWNSHIP — SALEM COUNTY

Form of Government:

Township Committee

Number of Members on Governing Body 3

PER CAPITA:

Gross Debt 178.79
 Net Debt 15.24
 Debt Service
 Total Tax Levy 291.95
 Municipal Expenditures 102.34

PER CENT:

Gross Debt 1.80
 Net Debt .15
 Tax Levy Collected 90.97
 Tax Levy Cancelled, Abated or Adjusted .74

EXPENDITURES		REVENUES-REALIZED		1975 PROPERTY TAX	
GENERAL GOVERNMENT				STATE EQUALIZED TAX RATE	
Governing Body & Public Boards	2,600.00	1975 Property Taxes Collected	568,346.04	Local District School Taxes	1.66
Municipal Clerk	1,800.00	1975 Payments in Lieu of Taxes		Regional & Consolidated School Tax	
Financial Administration	7,777.00	Delinquent Tax & Lien Collections	50,977.37	School Taxes in Municipal Budget	
Assessment of Taxes	2,972.00	Business Personality Replacement Taxes	28,208.42	County Taxes	.80
Collection of Taxes	3,700.00	Taxes from Public Utilities	72,131.96	County Library Taxes	
Planning, Housing & Development	1,660.54	Other Miscellaneous Tax Revenues		Local Municipal Purpose Taxes	-1,940.97
Human Resources		State Aid Revenues	713.00	Veteran & Senior Citizen Taxes	.04
Elections		Federal Aid Revenues		Total Taxes for Rate Computation	2.50
General Administration (other)	16,692.45	State and Local Fiscal Assistance Act Utilized	15,817.48	Special District Taxes	
JUDICIARY		Sale of Acquired Property		Bank Stock Taxes	1,940.97
Municipal Courts	7,750.00	Other Miscellaneous Revenues	58,093.05	Added and Omitted Taxes	6,256.69
PUBLIC SAFETY		Total	794,287.32	Total Taxes Levied - ABSTRACT	624,780.46
Fire Protection	18,700.00	Prior Years Surplus Appropriated	62,858.86	Total Taxes Billed	624,780.46
Police Protection	9,351.12	REVENUES TOTAL	857,146.18	1975 TAXES COLLECTED	568,346.04
Civil Defense & Disaster Control	125.00	Reserve For Uncollected Taxes	93,750.00	1975 Taxes Cancelled, Abated or Adjusted	4,645.06
Environmental Inspection & Control	1,825.00	CAPITAL OUTLAY TOTAL	4,182.75	Transfer to Tax Title Liens or Foreclosed	
Other Public Safety				Balance Outstanding Dec. 31, 1975	51,789.36
PUBLIC WORKS				PRIOR YEARS TAXES OUTSTANDING	
Streets and Drainage	27,579.49	Public Enterprises		Balance January 1, 1975	52,346.74
Sewers and Sewage Processing		Recreation—Culture		Collected in 1975	50,821.71
Garbage and Trash Disposal	12,750.00	Public Works	4,182.75	Cancelled, Abated or Adjusted 1975	10.95
Public Buildings and Grounds	1,834.88	Buildings and Grounds		Transfers to Tax Title Liens or Foreclosed	
Other Public Works		Library and Education		Balance December 31, 1975	1,514.08
HEALTH and WELFARE		Conservation		TAX TITLE LIENS OUTSTANDING	
Health Services Except Environmental	400.00	All Other		Balance January 1, 1975	1,130.83
Welfare-Public Assistance	700.00	CAPITAL DEBT AUTHORIZED, DECEMBER 31, 1975		Transfer From Taxes	
Hospitals, Clinics, First Aid	700.00	ISSUED AND UNISSUED		Redeemed in 1975	155.66
Animal, Insect, & Rodent Control	650.00	School	350,000	Cancelled, Abated or Adjusted (1975)	
Other Welfare Services		Self-liquidating	32,620	Transfers to Foreclosed Property	
RECREATION and CONSERVATION		Other		Balance December 31, 1975	975.17
Beaches and Boardwalks		Total	382,620	PROPERTY ACQUIRED BY DEED OR	
Parks, Playgrounds, Shade Trees	150.00			FORECLOSURE	
Land Reclamation & Conservation		ISSUED AND OUTSTANDING		Balance January 1, 1975	100.00
Other Recreational Services	350.00	School	350,000.00	Transfers From Taxes or Liens	
EDUCATION (excluding schools)		Self-liquidating	32,620.00	Sale for Cash (1975)	
Libraries		Other		Cancelled, Abated or Adjusted (1975)	
Other Educational Services		Total	382,620.00	Balance December 31, 1975	100.00
STATUTORY EXPENDITURES		EQUALIZED VALUATION BASIS		CURRENT FINANCES DECEMBER 31, 1975	
Pensions & F. I. C. A.	2,500.00	FOR NET DEBT COMPUTATION	21,225,035.33	ASSETS	
Employee Fringe Benefits		REAL PROPERTY VALUATIONS		Cash Dec. 31, 1975	140,481.81
Other Statutory Expenditures		Code Class # of Parcels % VAL'N		Taxes Receivable	53,303.44
CETA And Other Public Employment Programs		1 Vacant Land 248 7.89	1,925,100.00	Tax Title Liens	975.17
MUNICIPAL FUNCTIONS TOTAL	122,567.48	2 Residential 459 36.33	8,863,300.00	Foreclosed Property	100.00
CAPITAL IMPROVEMENTS *MEMO*	5,000.00	3 Farm 343 17.28	4,215,400.00	Emergencies & Other Deferred Charges	8.26
DEBT SERVICE		4a Commercial 41 24.13	5,886,500.00	State and Federal Aid Receivable	20,041.13
Principal Payments		4b Industrial 8 14.38	3,507,300.00	Other Receivables	1,410.64
Interest Payments		4c Apartments		Total	216,320.45
DEFERRED CHARGES	2,687.90	Total 1099	24,397,600.00	LIABILITIES, RESERVES, AND SURPLUS	
SCHOOL, COUNTY, SPECIAL DISTRICT TAXES	618,523.77	Land Area 19.40 Sq. Miles		Cash Liabilities	38,566.56
RESERVE FOR UNCOLLECTED TAXES	93,750.00	Net Valuation Taxable-Municipal	24,780,673.00	Reserves for Receivables	55,789.25
EXPENDITURES TOTAL	837,529.15	Net Valuation Taxable-County	22,315,212.00	Surplus Dec. 31, 1975	121,964.64
		State Equalized Valuation	25,151,193.00	Total	216,320.45
		State Equalization Ratio	98.51		

0244

Population 1970 **8,910**
 Population 1975 **8,900**
 S & P Rating **A**
 Moody Rating **A**

General Tax Rate Per \$100. **2.79**
 State Equalized Tax Rate **2.57**

ORADELL BOROUGH — BERGEN COUNTY
 Form of Government:
 Borough Council
 Number of Members on Governing Body 6

PER CAPITA:
 Gross Debt **311.76**
 Net Debt **212.22**
 Debt Service **16.28**
 Total Tax Levy **557.80**
 Municipal Expenditures **243.41**

PER CENT:
 Gross Debt **1.56**
 Net Debt **1.06**
 Tax Levy Collected **97.45**
 Tax Levy Cancelled, Abated or Adjusted **.25**

EXPENDITURES		REVENUES-REALIZED		1975 PROPERTY TAX	
GENERAL GOVERNMENT				STATE EQUALIZED TAX RATE 2.54	
Governing Body & Public Boards		1975 Property Taxes Collected	4,842,430.66	Local District School Taxes	1,041,102.00
Municipal Clerk		1975 Payments in Lieu of Taxes	38,115.65	Regional & Consolidated School Tax	1,946,140.66
Financial Administration	9,540.00	Delinquent Tax & Lien Collections	96,743.78	School Taxes in Municipal Budget	
Assessment of Taxes	16,195.00	Business Personalty Replacement Taxes	39,150.44	County Taxes	.37
Collection of Taxes	25,050.00	Taxes from Public Utilities	409,054.50	County Library Taxes	
Planning, Housing & Development	1,100.00	Other Miscellaneous Tax Revenues		Local Municipal Purpose Taxes	.64
Human Resources	850.00	State Aid Revenues	7,459.00	Veteran & Senior Citizen Taxes	.03
Elections	1,036.00	Federal Aid Revenues	19,071.12	Total Taxes for Rate Computation	2.58
General Administration (other)	154,662.00	State and Local Fiscal Assistance Act Utilized	52,545.14	Special District Taxes	
JUDICIARY		Sale of Acquired Property		Bank Stock Taxes	8,857.73
Municipal Courts	9,510.00	Other Miscellaneous Revenues	289,876.02	Added and Omitted Taxes	15,463.11
PUBLIC SAFETY		Total	5,794,446.31	Total Taxes Levied - ABSTRACT	4,964,455.99
Fire Protection	68,625.00	Prior Years Surplus Appropriated	250,000.00	Total Taxes Billed	4,968,994.59
Police Protection	436,296.00	REVENUES TOTAL	6,044,446.31	1975 TAXES COLLECTED	4,842,430.66
Civil Defense & Disaster Control	2,430.00	Reserve For Uncollected Taxes	147,504.00	1975 Taxes Cancelled, Abated or Adjusted	12,486.05
Environmental Inspection & Control	6,700.00	CAPITAL OUTLAY TOTAL	274,265.25	Transfer to Tax Title Liens or Foreclosed	195.30
Other Public Safety				Balance Outstanding Dec. 31, 1975	113,882.58
PUBLIC WORKS				PRIOR YEARS TAXES OUTSTANDING	
Streets and Drainage	198,456.17	Public Enterprises		Balance January 1, 1975	190,007.30
Sewers and Sewage Processing	146,770.74	Recreation—Culture		Collected in 1975	94,975.54
Garbage and Trash Disposal	177,373.02	Public Works	274,265.25	Cancelled, Abated or Adjusted 1975	150.00
Public Buildings and Grounds	108,745.00	Buildings and Grounds		Transfers to Tax Title Liens or Foreclosed	
Other Public Works	23,150.00	Library and Education		Balance December 31, 1975	94,881.76
HEALTH and WELFARE		Conservation		TAX TITLE LIENS OUTSTANDING	
Health Services Except Environmental	26,450.00	All Other		Balance January 1, 1975	5,315.42
Welfare-Public Assistance	2,400.00	CAPITAL DEBT AUTHORIZED, DECEMBER 31, 1975		Transfer From Taxes	195.30
Hospitals, Clinics, First Aid		ISSUED AND UNISSUED GROSS DEBT		Redeemed in 1975	1,768.24
Animal, Insect, & Rodent Control	1,800.00	School	885,885	Cancelled, Abated or Adjusted (1975)	
Other Welfare Services		Self-liquidating		Transfers to Foreclosed Property	
RECREATION and CONSERVATION		Other	1,888,798	Balance December 31, 1975	3,742.48
Beaches and Boardwalks		Total	2,774,683	PROPERTY ACQUIRED BY DEED OR	
Parks, Playgrounds, Shade Trees	73,150.00	ISSUED AND OUTSTANDING		FORECLOSURE	
Land Reclamation & Conservation	2,156.54	School	885,885.00	Balance January 1, 1975	39,938.00
Other Recreational Services	111,485.00	Self-Liquidating		Transfers From Taxes or Liens	
EDUCATION (excluding schools)		Other	1,342,750.00	Sale for Cash (1975)	
Libraries	92,000.00	Total	2,228,635.00	Cancelled, Abated or Adjusted (1975)	
Other Educational Services		EQUALIZED VALUATION BASIS		Balance December 31, 1975	39,938.00
STATUTORY EXPENDITURES		FOR NET DEBT COMPUTATION	177,708,927.00	CURRENT FINANCES DECEMBER 31, 1975	
Pensions & F. I. C. A.	89,463.11	REAL PROPERTY VALUATIONS		ASSETS	
Employee Fringe Benefits	29,700.00	Code Class # of Parcels % VAL'N		Cash Dec. 31, 1975	1,981,407.58
Other Statutory Expenditures		1 Vacant Land 105 3.21	5,697,300.00	Taxes Receivable	208,764.34
CETA And Other Public Employment Programs	17,456.00	2 Residential 2459 82.40	146,446,600.00	Tax Title Liens	3,742.48
MUNICIPAL FUNCTIONS TOTAL	1,832,549.58	3 Farm 4 .10	174,800.00	Foreclosed Property	39,938.00
CAPITAL IMPROVEMENTS MEMO	31,796.47	4a Commercial 86 13.15	23,371,500.00	Emergencies & Other Deferred Charges	39,442.23
DEBT SERVICE		4b Industrial		State and Federal Aid Receivable	11,357.74
Principal Payments	85,250.85	4c Apartments 5 1.15	2,042,800.00	Other Receivables	247.86
Interest Payments	59,607.50	Total 2659	177,733,000.00	Total	2,284,900.23
DEFERRED CHARGES	41,446.75	Land Area 2.55 Sq. Miles		LIABILITIES, RESERVES, AND SURPLUS	
SCHOOL, COUNTY, SPECIAL DISTRICT TAXES	3,702,299.00	Net Valuation Taxable-Municipal	179,296,009.00	Cash Liabilities	1,682,535.31
RESERVE FOR UNCOLLECTED TAXES	147,504.00	Net Valuation Taxable-County	184,948,020.00	Reserves for Receivables	252,692.68
EXPENDITURES TOTAL	5,868,657.68	State Equalized Valuation	194,227,845.00	Surplus Dec. 31, 1975	349,672.24
		State Equalization Ratio	92.25	Total	2,284,900.23

0717

Population 1970 **32,640**
 Population 1975 **33,365**
 S & P Rating
 Moody Rating **A**

General Tax Rate Per \$100. **9.87**
 State Equalized Tax Rate **7.40**

ORANGE CITY — ESSEX COUNTY

Form of Government:

Commission (1911)

Number of Members on Governing Body 5

PER CAPITA:
 Gross Debt **369.18**
 Net Debt **159.02**
 Debt Service **26.91**
 Total Tax Levy **399.44**
 Municipal Expenditures **354.42**

PER CENT:
 Gross Debt **7.13**
 Net Debt **3.07**
 Tax Levy Collected **90.92**
 Tax Levy Cancelled, Abated or Adjusted **.77**

EXPENDITURES		REVENUES-REALIZED		1975 PROPERTY TAX	
GENERAL GOVERNMENT				STATE EQUALIZED TAX RATE	
Governing Body & Public Boards	157,531.00	1975 Property Taxes Collected	12,129,861.77	Local District School Taxes	2.67
Municipal Clerk	81,886.00	1975 Payments in Lieu of Taxes	11,029.65	Regional & Consolidated School Tax	
Financial Administration	171,471.00	Delinquent Tax & Lien Collections	787,669.07	School Taxes in Municipal Budget	.16
Assessment of Taxes	79,080.00	Business Personalty Replacement Taxes	673,458.81	County Taxes	1.35
Collection of Taxes		Taxes from Public Utilities	840,527.49	County Library Taxes	
Planning, Housing & Development	247,236.00	Other Miscellaneous Tax Revenues	8,793.50	Local Municipal Purpose Taxes	3.18
Human Resources	664,135.85	State Aid Revenues	1,586,999.83	Veteran & Senior Citizen Taxes	.04
Elections		Federal Aid Revenues	364,459.80	Total Taxes for Rate Computation	7.40
General Administration (other)	416,521.00	State and Local Fiscal Assistance Act Utilized	456,435.00	Special District Taxes	
JUDICIARY		Sale of Acquired Property	20,926.50	Bank Stock Taxes	24,571.19
Municipal Courts	72,959.00	Other Miscellaneous Revenues	635,892.15	Added and Omitted Taxes	9,860.13
PUBLIC SAFETY		Total	17,516,053.57	Total Taxes Levied - ABSTRACT	13,327,321.89
Fire Protection	1,594,432.00	Prior Years Surplus Appropriated	650,000.00	Total Taxes Billed	13,341,600.10
Police Protection	2,077,304.15	REVENUES	18,166,053.57	1975 TAXES COLLECTED	12,129,861.77
Civil Defense & Disaster Control	10,000.00	Reserve For Uncollected Taxes	1,213,852.00	1975 Taxes Cancelled, Abated or Adjusted	103,395.68
Environmental Inspection & Control	134,534.00			Transfer to Tax Title Liens or Foreclosed	188,794.51
Other Public Safety		CAPITAL OUTLAY	643,242.23	Balance Outstanding Dec. 31, 1975	919,548.14
PUBLIC WORKS		Total		PRIOR YEARS TAXES OUTSTANDING	
Streets and Drainage	731,387.33	Public Enterprises	12,644.10	Balance January 1, 1975	1,526,702.37
Sewers and Sewage Processing	297,730.00	Recreation—Culture	525.00	Collected in 1975	611,904.95
Garbage and Trash Disposal	362,000.00	Public Works	449,399.63	Cancelled, Abated or Adjusted 1975	464,043.01
Public Buildings and Grounds	186,450.00	Buildings and Grounds	16,154.08	Transfers to Tax Title Liens or Foreclosed	32,089.75
Other Public Works		Library and Education	164,519.42	Balance December 31, 1975	418,664.66
HEALTH and WELFARE		Conservation		TAX TITLE LIENS OUTSTANDING	
Health Services Except Environmental	343,531.00	All Other		Balance January 1, 1975	668,976.42
Welfare-Public Assistance	261,029.00			Transfer From Taxes	225,343.86
Hospitals, Clinics, First Aid		CAPITAL DEBT AUTHORIZED, DECEMBER 31, 1975		Redeemed in 1975	175,764.12
Animal, Insect, & Rodent Control	10,302.00	ISSUED AND UNISSUED		Cancelled, Abated or Adjusted (1975)	2,547.96
Other Welfare Services	500.00	School	5,337,200	Transfers to Foreclosed Property	
RECREATION and CONSERVATION		Self-Liquidating	1,063,000	Balance December 31, 1975	716,008.20
Beaches and Boardwalks		Other	5,917,400	PROPERTY ACQUIRED BY DEED OR	
Parks, Playgrounds, Shade Trees	174,964.00	Total	12,317,600	FORECLOSURE	
Land Reclamation & Conservation				Balance January 1, 1975	78,326.50
Other Recreational Services	268,382.00	ISSUED AND OUTSTANDING		Transfers From Taxes or Liens	
EDUCATION (excluding schools)		School	5,337,200.00	Sale for Cash (1975)	20,926.50
Libraries	248,356.38	Self-Liquidating	1,063,000.00	Cancelled, Abated or Adjusted (1975)	
Other Educational Services		Other	3,308,000.00	Balance December 31, 1975	57,400.00
Other Educational Services		Total	9,708,200.00	CURRENT FINANCES DECEMBER 31, 1975	
STATUTORY EXPENDITURES		EQUALIZED VALUATION BASIS		ASSETS	
Pensions & F. I. C. A.	780,452.94	FOR NET DEBT COMPUTATION	172,637,874.00	Cash Dec. 31, 1975	1,533,212.95
Employee Fringe Benefits	186,200.00	REAL PROPERTY VALUATIONS		Taxes Receivable	1,338,212.80
Other Statutory Expenditures		Code Class # of Parcels % VAL'N		Tax Title Liens	716,008.20
CETA And Other Public Employment Programs	2,000.00	1 Vacant Land 337 1.18	1,566,100.00	Foreclosed Property	57,400.00
MUNICIPAL FUNCTIONS	9,560,414.65	2 Residential 3904 45.89	61,108,900.00	Emergencies & Other Deferred Charges	67,491.91
CAPITAL IMPROVEMENTS *MEMO*	5,000.00	3 Farm		State and Federal Aid Receivable	543,044.92
DEBT SERVICE		4a Commercial 439 19.71	26,244,200.00	Other Receivables	99,133.18
Principal Payments	475,000.00	4b Industrial 61 6.26	8,333,400.00	Total	4,354,503.96
Interest Payments	422,749.92	4c Apartments 211 26.97	35,909,400.00	LIABILITIES, RESERVES, AND SURPLUS	
TYPE I SCHL DEBT *MEMO	592,489.25	Total 4952	133,162,000.00	Cash Liabilities	1,320,968.57
DEFERRED CHARGES	153,231.92	Land Area 2.20 Sq. Miles		Reserves for Receivables	2,210,754.18
SCHOOL, COUNTY, SPECIAL DISTRICT TAXES	7,551,953.39	Net Valuation Taxable-Municipal	135,529,400.00	Surplus Dec. 31, 1975	822,781.21
RESERVE FOR UNCOLLECTED TAXES	1,213,852.00	Net Valuation Taxable-County	185,927,780.00	Total	4,354,503.96
EXPENDITURES	19,377,201.88	State Equalized Valuation	180,002,077.00		
		State Equalization Ratio	75.06		

1971/3000

* ABOVE DEBT SERVICE INCLUDES TYPE I SCHOOL DEBT

2117

Population 1970 **1,745**
 Population 1975 **1,905**
 S & P Rating
 Moody Rating

General Tax Rate Per \$100 **5.35**
 State Equalized Tax Rate **3.16**

OXFORD TOWNSHIP — WARREN COUNTY
 Form of Government:
 Small Municipality Plan C (OMC150)
 Number of Members on Governing Body 3

PER CAPITA:
 Gross Debt **119.35**
 Net Debt **35.70**
 Debt Service **2.25**
 Total Tax Levy **283.33**
 Municipal Expenditures **162.71**

PER CENT:
 Gross Debt **1.58**
 Net Debt **.47**
 Tax Levy Collected **81.15**
 Tax Levy Cancelled, Abated or Adjusted **.38**

EXPENDITURES		REVENUES-REALIZED		1975 PROPERTY TAX	
GENERAL GOVERNMENT				STATE EQUALIZED TAX RATE — 2.05	
Governing Body & Public Boards	1,800.00			Local District School Taxes	357,043.00
Municipal Clerk	4,000.00	1975 Property Taxes Collected		Regional & Consolidated School Tax	
Financial Administration	6,742.04	1975 Payments in Lieu of Taxes		School Taxes in Municipal Budget	
Assessment of Taxes	2,860.00	Delinquent Tax & Lien Collections		County Taxes	.53 91,562.77
Collection of Taxes	3,394.00	Business Personalty Replacement Taxes		County Library Taxes	.02 3,401.41
Planning, Housing & Development	3,750.00	Taxes from Public Utilities		Local Municipal Purpose Taxes	.48 83,419.79
Human Resources		Other Miscellaneous Tax Revenues		Veteran & Senior Citizen Taxes	.08 13,260.00
Elections		State Aid Revenues		Total Taxes for Rate Computation	3.16 548,686.97
General Administration (other)	40,200.00	Federal Aid Revenues		Special District Taxes	
JUDICIARY		State and Local Fiscal Assistance Act Utilized		Bank Stock Taxes	1,333.60
Municipal Courts	7,982.00	Sale of Acquired Property		Added and Omitted Taxes	2,984.57
PUBLIC SAFETY		Other Miscellaneous Revenues		Total Taxes Levied - ABSTRACT	539,745.14
Fire Protection	6,000.00	Total		Total Taxes Billed	541,785.29
Police Protection	23,000.00	Prior Years Surplus Appropriated		1975 TAXES COLLECTED	439,676.16
Civil Defense & Disaster Control	200.00	REVENUES TOTAL		1975 Taxes Cancelled, Abated or Adjusted	2,062.48
Environmental Inspection & Control	700.00	Reserve For Uncollected Taxes		Transfer to Tax Title Liens or Foreclosed	8,719.41
Other Public Safety		CAPITAL OUTLAY TOTAL		Balance Outstanding Dec. 31, 1975	91,327.24
PUBLIC WORKS				PRIOR YEARS TAXES OUTSTANDING	
Streets and Drainage	54,926.00	Public Enterprises		Balance January 1, 1975	71,558.72
Sewers and Sewage Processing		Recreation—Culture		Collected in 1975	62,020.81
Garbage and Trash Disposal	19,880.00	Public Works		Cancelled, Abated or Adjusted 1975	
Public Buildings and Grounds		Buildings and Grounds		Transfers to Tax Title Liens or Foreclosed	6,974.86
Other Public Works	6,000.00	Library and Education		Balance December 31, 1975	2,563.05
HEALTH and WELFARE		Conservation		TAX TITLE LIENS OUTSTANDING	
Health Services Except Environmental	125.00	All Other		Balance January 1, 1975	13,549.55
Welfare-Public Assistance	515.00	CAPITAL DEBT AUTHORIZED, DECEMBER 31, 1975		Transfer From Taxes	16,966.91
Hospitals, Clinics, First Aid		ISSUED AND UNISSUED GROSS DEBT NET DEBT		Redeemed in 1975	3,961.45
Animal, Insect, & Rodent Control	775.00	School 159,363		Cancelled, Abated or Adjusted (1975)	
Other Welfare Services		Self-liquidating		Transfers to Foreclosed Property	
RECREATION and CONSERVATION		Other 68,000		Balance December 31, 1975	26,555.01
Beaches and Boardwalks		Total 227,363		PROPERTY ACQUIRED BY DEED OR	
Parks, Playgrounds, Shade Trees				FORECLOSURE	
Land Reclamation & Conservation		ISSUED AND OUTSTANDING		Balance January 1, 1975	
Other Recreational Services	8,200.00	School		Transfers From Taxes or Liens	
EDUCATION (excluding schools)		Self-Liquidating		Sale for Cash (1975)	
Libraries	2,500.00	Other		Cancelled, Abated or Adjusted (1975)	
Other Educational Services		Total 68,000.00		Balance December 31, 1975	
STATUTORY EXPENDITURES		EQUALIZED VALUATION BASIS		CURRENT FINANCES DECEMBER 31, 1975	
Pensions & F. I. C. A.	6,447.00	FOR NET DEBT COMPUTATION		ASSETS	
Employee Fringe Benefits	2,000.00	REAL PROPERTY VALUATIONS		Cash Dec. 31, 1975	405,909.96
Other Statutory Expenditures		Code Class # of Parcels % VAL'N		Taxes Receivable	93,890.29
CETA And Other Public Employment Programs		1 Vacant Land 237 10.55		Tax Title Liens	26,555.01
MUNICIPAL FUNCTIONS TOTAL	201,996.04	2 Residential 487 64.23		Foreclosed Property	
CAPITAL IMPROVEMENTS *MEMO*		3 Farm 61 7.73		Emergencies & Other Deferred Charges	83,623.36
DEBT SERVICE		4a Commercial 30 5.76		State and Federal Aid Receivable	10,659.08
Principal Payments	2,000.00	4b Industrial 14 10.97		Other Receivables	900.00
Interest Payments	2,279.20	4c Apartments 4 .75		Total	621,537.70
DEFERRED CHARGES	3,420.71	Total 833		LIABILITIES, RESERVES, AND SURPLUS	
SCHOOL, COUNTY, SPECIAL DISTRICT TAXES	452,007.18	Land Area 5.70 Sq. Miles		Cash Liabilities	305,117.14
RESERVE FOR UNCOLLECTED TAXES	100,265.39	Net Valuation Taxable-Municipal		Reserves for Receivables	121,345.30
EXPENDITURES TOTAL	761,568.52	Net Valuation Taxable-County		Surplus Dec. 31, 1975	195,075.26
		State Equalized Valuation		Total	621,537.70
		State Equalization Ratio			

2118

Population 1970
Population 1975
S & P Rating
Moody Rating

70
50

General Tax Rate Per \$100.
2.42
State Equalized Tax Rate
.32

PAHAQUARRY TOWNSHIP - WARREN
Form of Government: COUNTY
Township Committee
Number of Members on Governing Body 3

PER CAPITA:
Gross Debt
Net Debt
Debt Service
Total Tax Levy
Municipal Expenditures

36.14
333.33

PER CENT:
Gross Debt
Net Debt
Tax Levy Collected
Tax Levy Cancelled, Abated
or Adjusted

52.65

EXPENDITURES		REVENUES-REALIZED		1975 PROPERTY TAX, STATE EQUALIZED TAX RATE	
GENERAL GOVERNMENT				Local District School Taxes	
Governing Body & Public Boards		1975 Property Taxes Collected	952.18	Regional & Consolidated School Tax	
Municipal Clerk		1975 Payments in Lieu of Taxes		School Taxes in Municipal Budget	
Financial Administration	1,825.00	Delinquent Tax & Lien Collections		County Taxes	.31 1,742.46
Assessment of Taxes	400.00	Business Personalty Replacement Taxes	396.00	County Library Taxes	.01 64.41
Collection of Taxes	400.00	Taxes from Public Utilities	11,239.36	Local Municipal Purpose Taxes	
Planning, Housing & Development		Other Miscellaneous Tax Revenues		Veteran & Senior Citizen Taxes	
Human Resources		State Aid Revenues	6,289.50	Total Taxes for Rate Computation	.32 1,806.87
Elections		Federal Aid Revenues		Special District Taxes	
General Administration (other)	4,303.26	State and Local Fiscal Assistance Act Utilized	1,653.00	Bank Stock Taxes	
JUDICIARY		Sale of Acquired Property		Added and Omitted Taxes	
Municipal Courts		Other Miscellaneous Revenues	12,185.13	Total Taxes Levied - ABSTRACT	1,806.87
PUBLIC SAFETY		Total	32,715.17	Total Taxes Billed	1,808.36
Fire Protection	100.00	Prior Years Surplus Appropriated		1975 TAXES COLLECTED	952.18
Police Protection	50.00	REVENUES TOTAL	32,715.17	1975 Taxes Cancelled, Abated or Adjusted	
Civil Defense & Disaster Control		Reserve For Uncollected Taxes		Transfer to Tax Title Liens or Foreclosed	
Environmental Inspection & Control		CAPITAL OUTLAY TOTAL		Balance Outstanding Dec. 31, 1975	856.18
Other Public Safety				PRIOR YEARS TAXES OUTSTANDING	
PUBLIC WORKS				Balance January 1, 1975	613.32
Streets and Drainage	8,653.00	Public Enterprises		Collected in 1975	
Sewers and Sewage Processing		Recreation—Culture		Cancelled, Abated or Adjusted 1975	
Garbage and Trash Disposal		Public Works		Transfers to Tax Title Liens or Foreclosed	
Public Buildings and Grounds		Buildings and Grounds		Balance December 31, 1975	613.32
Other Public Works		Library and Education		TAX TITLE LIENS OUTSTANDING	
HEALTH and WELFARE		Conservation		Balance January 1, 1975	
Health Services Except Environmental		All Other		Transfer From Taxes	
Welfare-Public Assistance		CAPITAL DEBT AUTHORIZED, DECEMBER 31, 1975		Redeemed in 1975	
Hospitals, Clinics, First Aid		ISSUED AND UNISSUED GROSS DEBT NET DEBT		Cancelled, Abated or Adjusted (1975)	
Animal, Insect, & Rodent Control	25.00	School		Transfers to Foreclosed Property	
Other Welfare Services		Self-liquidating		Balance December 31, 1975	
Other		Other		PROPERTY ACQUIRED BY DEED OR	
RECREATION and CONSERVATION		Total		FORECLOSURE	
Beaches and Boardwalks		ISSUED AND OUTSTANDING		Balance January 1, 1975	
Parks, Playgrounds, Shade Trees		School		Transfers From Taxes or Liens	
Land Reclamation & Conservation		Self-Liquidating		Sale for Cash (1975)	
Other Recreational Services		Other		Cancelled, Abated or Adjusted (1975)	
EDUCATION (excluding schools)		Total		Balance December 31, 1975	
Libraries		EQUALIZED VALUATION BASIS		CURRENT FINANCES DECEMBER 31, 1975	
Other Educational Services		FOR NET DEBT COMPUTATION	712,996.00	ASSETS	
STATUTORY EXPENDITURES		REAL PROPERTY VALUATIONS		Cash Dec. 31, 1975	53,061.36
Pensions & F. I. C. A.	800.00	Code Class # of Parcels % VAL'N		Taxes Receivable	1,469.50
Employee Fringe Benefits		1 Vacant Land 1 50.00	33,975.00	Tax Title Liens	
Other Statutory Expenditures		2 Residential		Foreclosed Property	
CETA And Other Public Employment Programs		3 Farm		Emergencies & Other Deferred Charges	53.26
MUNICIPAL FUNCTIONS TOTAL	16,556.26	4a Commercial 1 50.00	33,975.00	State and Federal Aid Receivable	
CAPITAL IMPROVEMENTS *MEMU*		4b Industrial		Other Receivables	
DEBT SERVICE		4c Apartments		Total	54,584.12
Principal Payments		Total 2	67,950.00	LIABILITIES, RESERVES, AND SURPLUS	
Interest Payments		Land Area 19.95 Sq. Miles		Cash Liabilities	7,256.40
DEFERRED CHARGES	110.00	Net Valuation Taxable-Municipal	74,725.00	Reserves for Receivables	1,469.50
SCHOOL, COUNTY, SPECIAL DISTRICT TAXES	1,806.87	Net Valuation Taxable-County	293,798.00	Surplus Dec. 31, 1975	45,858.22
RESERVE FOR UNCOLLECTED TAXES		State Equalized Valuation	516,527.00	Total	54,584.12
EXPENDITURES TOTAL	18,473.13	State Equalization Ratio	13.33		

0245

Population 1970 **13,375**
 Population 1975 **13,560**
 S & P Rating
 Moody Rating **A**

General Tax Rate Per \$100. **4.09**
 State Equalized Tax Rate **2.57**

PALISADES PARK BOROUGH — BERGEN CO.

Form of Government:

Borough Council

Number of Members on Governing Body 6

PER CAPITA:

Gross Debt **304.42**
 Net Debt **96.60**
 Debt Service **9.26**
 Total Tax Levy **352.97**
 Municipal Expenditures **158.54**

PER CENT:

Gross Debt **2.38**
 Net Debt **.75**
 Tax Levy Collected **97.54**
 Tax Levy Cancelled, Abated or Adjusted **.63**

EXPENDITURES		REVENUES-REALIZED		1975 PROPERTY TAX	
GENERAL GOVERNMENT				STATE EQUALIZED TAX RATE 1.49	
Governing Body & Public Boards		1975 Property Taxes Collected	4,663,715.76	Local District School Taxes	2,772,205.00
Municipal Clerk		1975 Payments in Lieu of Taxes	12,553.54	Regional & Consolidated School Tax	
Financial Administration	7,500.00	Delinquent Tax & Lien Collections	60,118.97	School Taxes in Municipal Budget	
Assessment of Taxes	5,730.00	Business Personalty Replacement Taxes	101,692.42	County Taxes	709,347.60
Collection of Taxes	20,371.00	Taxes from Public Utilities	230,760.83	County Library Taxes	
Planning, Housing & Development	3,150.00	Other Miscellaneous Tax Revenues		Local Municipal Purpose Taxes	1,248,122.90
Human Resources	5,000.00	State Aid Revenues	3,706.00	Veteran & Senior Citizen Taxes	60,800.00
Elections		Federal Aid Revenues	7,148.50	Total Taxes for Rate Computation	4,790,475.50
General Administration (other)	213,068.00	State and Local Fiscal Assistance Act Utilized	112,655.71	Special District Taxes	
JUDICIARY		Sale of Acquired Property		Bank Stock Taxes	3,699.41
Municipal Courts	16,411.00	Other Miscellaneous Revenues	106,125.08	Added and Omitted Taxes	52,837.73
PUBLIC SAFETY		Total	5,298,476.81	Total Taxes Levied - ABSTRACT	4,786,212.64
Fire Protection	67,801.00	Prior Years Surplus Appropriated	250,000.00	Total Taxes Billed	4,781,295.57
Police Protection	574,144.00	REVENUES TOTAL	5,548,476.81	1975 TAXES COLLECTED	4,663,715.76
Civil Defense & Disaster Control	1,653.00	Reserve For Uncollected Taxes	94,700.00	1975 Taxes Cancelled, Abated or Adjusted	30,313.40
Environmental Inspection & Control	15,050.00	CAPITAL OUTLAY TOTAL	81,707.17	Transfer to Tax Title Liens or Foreclosed	
Other Public Safety				Balance Outstanding Dec. 31, 1975	87,266.17
PUBLIC WORKS				PRIOR YEARS TAXES OUTSTANDING	
Streets and Drainage	305,986.00	Public Enterprises		Balance January 1, 1975	63,803.69
Sewers and Sewage Processing	146,005.71	Recreation—Culture		Collected in 1975	60,118.97
Garbage and Trash Disposal	118,246.00	Public Works	81,707.17	Cancelled, Abated or Adjusted 1975	87.00
Public Buildings and Grounds	73,164.00	Buildings and Grounds		Transfers to Tax Title Liens or Foreclosed	
Other Public Works	645.00	Library and Education		Balance December 31, 1975	3,597.72
HEALTH and WELFARE		Conservation		TAX TITLE LIENS OUTSTANDING	
Health Services Except Environmental	38,151.00	All Other		Balance January 1, 1975	
Welfare-Public Assistance	9,810.00	CAPITAL DEBT AUTHORIZED, DECEMBER 31, 1975		Transfer From Taxes	
Hospitals, Clinics, First Aid		ISSUED AND UNISSUED		Redeemed in 1975	
Animal, Insect, & Rodent Control		School	2,380,000	Cancelled, Abated or Adjusted (1975)	
Other Welfare Services		Self-liquidating	438,000	Transfers to Foreclosed Property	
RECREATION and CONSERVATION		Other	1,309,922	Balance December 31, 1975	
Beaches and Boardwalks		Total	4,127,922	PROPERTY ACQUIRED BY DEED OR	
Parks, Playgrounds, Shade Trees	10,490.00			FORECLOSURE	
Land Reclamation & Conservation				Balance January 1, 1975	16,947.50
Other Recreational Services	56,367.00			Transfers From Taxes or Liens	
EDUCATION (excluding schools)				Sale for Cash (1975)	
Libraries	36,250.00			Cancelled, Abated or Adjusted (1975)	
Other Educational Services				Balance December 31, 1975	16,947.50
STATUTORY EXPENDITURES				CURRENT FINANCES DECEMBER 31, 1975	
Pensions & F. I. C. A.	123,283.00			ASSETS	
Employee Fringe Benefits	36,221.00			Cash Dec. 31, 1975	410,994.72
Other Statutory Expenditures				Taxes Receivable	90,864.49
CETA And Other Public Employment Programs	22,022.00			Tax Title Liens	
MUNICIPAL FUNCTIONS TOTAL	1,906,518.71			Foreclosed Property	16,947.50
CAPITAL IMPROVEMENTS *MEMO*	10,000.00			Emergencies & Other Deferred Charges	60,699.32
DEBT SERVICE				State and Federal Aid Receivable	6,586.00
Principal Payments	70,000.00			Other Receivables	4,438.26
Interest Payments	55,629.80			Total	590,530.29
DEFERRED CHARGES	22,936.65			LIABILITIES, RESERVES, AND SURPLUS	
SCHOOL, COUNTY, SPECIAL DISTRICT TAXES	3,481,552.60			Cash Liabilities	230,272.65
RESERVE FOR UNCOLLECTED TAXES	94,700.00			Reserves for Receivables	112,250.25
EXPENDITURES TOTAL	5,631,337.76			Surplus Dec. 31, 1975	248,007.39
				Total	590,530.29

0327

Population 1970 6,985
 Population 1975 7,180
 S & P Rating
 Moody Rating

General Tax Rate Per \$100. 4.05
 State Equalized Tax Rate 2.77

PALMYRA BOROUGH — BURLINGTON CO.
 Form of Government:
 Borough Council
 Number of Members on Governing Body 6

PER CAPITA:
 Gross Debt 59.74
 Net Debt 10.71
 Debt Service 5.19
 Total Tax Levy 258.57
 Municipal Expenditures 128.13

PER CENT:
 Gross Debt .72
 Net Debt .13
 Tax Levy Collected 94.92
 Tax Levy Cancelled, Abated or Adjusted .25

EXPENDITURES		REVENUES-REALIZED		1975 PROPERTY TAX	
GENERAL GOVERNMENT				STATE EQUALIZED TAX RATE—	
Governing Body & Public Boards				Local District School Taxes	1.67
Municipal Clerk				Regional & Consolidated School Tax	
Financial Administration	9,500.00	1975 Property Taxes Collected	1,766,418.97	School Taxes in Municipal Budget	
Assessment of Taxes	7,600.00	1975 Payments in Lieu of Taxes	38,397.06	County Taxes	.61
Collection of Taxes	2,750.00	Delinquent Tax & Lien Collections	62,415.39	County Library Taxes	.03
Planning, Housing & Development	1,490.00	Business Personalty Replacement Taxes	41,246.63	Local Municipal Purpose Taxes	.38
Human Resources	1,250.00	Taxes from Public Utilities	147,640.70	Veteran & Senior Citizen Taxes	.08
Elections		Other Miscellaneous Tax Revenues		Total Taxes for Rate Computation	2.77
General Administration (other)	71,200.00	State Aid Revenues	1,837.00	Special District Taxes	
JUDICIARY		Federal Aid Revenues	23,598.33	Bank Stock Taxes	3,070.77
Municipal Courts	12,000.00	State and Local Fiscal Assistance Act Utilized	55,802.98	Added and Omitted Taxes	11,202.59
PUBLIC SAFETY		Sale of Acquired Property	10,800.00	Total Taxes Levied - ABSTRACT	1,856,545.22
Fire Protection	23,055.00	Other Miscellaneous Revenues	187,095.20	Total Taxes Billed	1,861,015.75
Police Protection	271,721.00	Total	2,335,252.26	1975 TAXES COLLECTED	1,766,418.97
Civil Defense & Disaster Control	1,000.00	Prior Years Surplus Appropriated	210,000.00	1975 Taxes Cancelled, Abated or Adjusted	4,687.57
Environmental Inspection & Control	4,150.00	REVENUES TOTAL	2,545,252.26	Transfer to Tax Title Liens or Foreclosed	3,190.00
Other Public Safety		Reserve For Uncollected Taxes	78,227.75	Balance Outstanding Dec. 31, 1975	86,719.21
PUBLIC WORKS		CAPITAL OUTLAY TOTAL		PRIOR YEARS TAXES OUTSTANDING	
Streets and Drainage	117,550.00	Public Enterprises		Balance January 1, 1975	62,209.11
Sewers and Sewage Processing	61,611.70	Recreation—Culture		Collected in 1975	60,346.23
Garbage and Trash Disposal	77,999.98	Public Works		Cancelled, Abated or Adjusted 1975	1,320.26
Public Buildings and Grounds	14,000.00	Buildings and Grounds		Transfers to Tax Title Liens or Foreclosed	542.62
Other Public Works		Library and Education		Balance December 31, 1975	
HEALTH and WELFARE		Conservation		TAX TITLE LIENS OUTSTANDING	
Health Services Except Environmental	3,200.00	All Other		Balance January 1, 1975	8,567.07
Welfare—Public Assistance	2,000.00	CAPITAL DEBT AUTHORIZED, DECEMBER 31, 1975		Transfer From Taxes	3,811.06
Hospitals, Clinics, First Aid		ISSUED AND UNISSUED GROSS DEBT		Redeemed in 1975	1,989.16
Animal, Insect, & Rodent Control		School	352,000	Cancelled, Abated or Adjusted (1975)	
Other Welfare Services		Self-Liquidating		Transfers to Foreclosed Property	
RECREATION and CONSERVATION		Other	76,930	Balance December 31, 1975	10,388.97
Beaches and Boardwalks		Total	428,930	PROPERTY ACQUIRED BY DEED OR	
Parks, Playgrounds, Shade Trees	29,852.26			FORECLOSURE	
Land Reclamation & Conservation		ISSUED AND OUTSTANDING		Balance January 1, 1975	16,550.00
Other Recreational Services	13,700.00	School	352,000.00	Transfers From Taxes or Liens	
EDUCATION (excluding schools)		Self-Liquidating		Sale for Cash (1975)	10,800.00
Libraries	1,200.00	Other	76,930.00	Cancelled, Abated or Adjusted (1975)	
Other Educational Services		Total	428,930.00	Balance December 31, 1975	5,750.00
STATUTORY EXPENDITURES		EQUALIZED VALUATION BASIS		CURRENT FINANCES DECEMBER 31, 1975	
Pensions & F. I. C. A.	36,000.00	FOR NET DEBT COMPUTATION	59,416,889.67	ASSETS	
Employee Fringe Benefits	13,000.00	REAL PROPERTY VALUATIONS		Cash Dec. 31, 1975	839,219.60
Other Statutory Expenditures		Code Class # of Parcels % VAL'N		Taxes Receivable	86,719.21
CETA And Other Public Employment Programs	23,605.15	1 Vacant Land 194 3.85	1,788,050.00	Tax Title Liens	10,388.97
MUNICIPAL FUNCTIONS TOTAL	799,435.09	2 Residential 2176 78.10	36,265,750.00	Foreclosed Property	5,750.00
CAPITAL IMPROVEMENTS *MEMO*	23,400.00	3 Farm		Emergencies & Other Deferred Charges	911.02
DEBT SERVICE		4a Commercial 90 8.93	4,148,100.00	State and Federal Aid Receivable	5,511.00
Principal Payments	35,930.00	4b Industrial 25 4.39	2,038,000.00	Other Receivables	6,872.69
Interest Payments	1,345.50	4c Apartments 41 4.73	2,195,800.00	Total	955,372.49
DEFERRED CHARGES	5,049.14	Total 2526	46,435,700.00	LIABILITIES, RESERVES, AND SURPLUS	
SCHOOL, COUNTY, SPECIAL DISTRICT TAXES	1,580,075.33	Land Area 1.92 Sq. Miles		Cash Liabilities	622,604.69
RESERVE FOR UNCOLLECTED TAXES	78,227.75	Net Valuation Taxable-Municipal	46,886,766.00	Reserves for Receivables	109,730.87
EXPENDITURES TOTAL	2,500,062.81	Net Valuation Taxable-County	64,830,534.00	Surplus Dec. 31, 1975	223,036.93
		State Equalized Valuation	68,280,119.00	Total	955,372.49
		State Equalization Ratio	68.46		

0246

Population 1970 28,415
 Population 1975 28,905
 S & P Rating
 Moody Rating A-1

General Tax Rate Per \$100. 2.21
 State Equalized Tax Rate 2.29

PARAMUS BOROUGH — BERGEN COUNTY
 Form of Government:
 Borough Council
 Number of Members on Governing Body 6

PER CAPITA:
 Gross Debt 787.05
 Net Debt 106.16
 Debt Service 8.56
 Total Tax Levy 616.98
 Municipal Expenditures 248.24

PER CENT:
 Gross Debt 3.27
 Net Debt .44
 Tax Levy Collected 94.76
 Tax Levy Cancelled, Abated or Adjusted 1.13

EXPENDITURES		REVENUES-REALIZED		1975 PROPERTY TAX	
GENERAL GOVERNMENT				STATE EQUALIZED TAX RATE — 1.52	
Governing Body & Public Boards	16,785.00	1975 Property Taxes Collected	16,980,852.71	Local District School Taxes	11,848,701.00
Municipal Clerk	55,733.00	1975 Payments in Lieu of Taxes	30,572.10	Regional & Consolidated School Tax	
Financial Administration	29,875.00	Delinquent Tax & Lien Collections	188,452.45	School Taxes in Municipal Budget	
Assessment of Taxes	54,334.00	Business Personalty Replacement Taxes	928,666.65	County Taxes	3,001,771.94
Collection of Taxes	95,544.00	Taxes from Public Utilities	1,059,612.99	County Library Taxes	
Planning, Housing & Development	41,813.00	Other Miscellaneous Tax Revenues	67,517.71	Local Municipal Purpose Taxes	2,821,844.22
Human Resources	63,317.02	State Aid Revenues	206,501.34	Veteran & Senior Citizen Taxes	188,430.00
Elections		Federal Aid Revenues	29,608.00	Total Taxes for Rate Computation	17,860,747.16
General Administration (other)	421,796.00	State and Local Fiscal Assistance Act Utilized	313,629.00	Special District Taxes	
JUDICIARY		Sale of Acquired Property		Bank Stock Taxes	41,915.78
Municipal Courts	49,408.00	Other Miscellaneous Revenues	613,419.88	Added and Omitted Taxes	119,642.86
PUBLIC SAFETY		Total	20,418,842.83	Total Taxes Levied - ABSTRACT	17,833,875.80
Fire Protection	254,288.00	Prior Years Surplus Appropriated	1,250,000.00	Total Taxes Billed	17,919,075.07
Police Protection	1,966,911.71	REVENUES TOTAL	21,668,842.83	1975 TAXES COLLECTED	16,980,862.71
Civil Defense & Disaster Control	27,410.00	Reserve For Uncollected Taxes	618,476.60	1975 Taxes Cancelled, Abated or Adjusted	201,733.75
Environmental Inspection & Control	71,460.00	CAPITAL OUTLAY TOTAL	280,757.94	Transfer to Tax Title Liens or Foreclosed	6,823.93
Other Public Safety				Balance Outstanding Dec. 31, 1975	729,654.68
PUBLIC WORKS				PRIOR YEARS TAXES OUTSTANDING	
Streets and Drainage	794,862.00	Public Enterprises	8,277.00	Balance January 1, 1975	164,158.67
Sewers and Sewage Processing		Recreation—Culture	9,549.49	Collected in 1975	159,784.41
Garbage and Trash Disposal	343,186.00	Public Works	261,809.67	Cancelled, Abated or Adjusted 1975	.36
Public Buildings and Grounds	209,423.00	Buildings and Grounds	1,121.78	Transfers to Tax Title Liens or Foreclosed	
Other Public Works	243,049.00	Library and Education		Balance December 31, 1975	4,373.90
HEALTH and WELFARE		Conservation		TAX TITLE LIENS OUTSTANDING	
Health Services Except Environmental	175,695.00	All Other		Balance January 1, 1975	54,174.97
Welfare-Public Assistance	19,399.00	CAPITAL DEBT AUTHORIZED, DECEMBER 31, 1975		Transfer From Taxes	7,088.61
Hospitals, Clinics, First Aid	5,000.00	ISSUED AND UNISSUED		Redeemed in 1975	28,668.04
Animal, Insect, & Rodent Control		School	10,662,000	Cancelled, Abated or Adjusted (1975)	
Other Welfare Services		Self-Liquidating	9,569,000	Transfers to Foreclosed Property	2,462.73
RECREATION and CONSERVATION		Other	2,518,570	Balance December 31, 1975	30,132.81
Beaches and Boardwalks		Total	22,749,570	PROPERTY ACQUIRED BY DEED OR	
Parks, Playgrounds, Shade Trees	387,851.00	ISSUED AND OUTSTANDING		FORECLOSURE	
Land Reclamation & Conservation	9,881.00	School	10,662,000.00	Balance January 1, 1975	5,978.00
Other Recreational Services	6,400.00	Self-Liquidating	9,448,000.00	Transfers From Taxes or Liens	2,462.73
EDUCATION (excluding schools)		Other	1,820,800.00	Sale for Cash (1975)	
Libraries	359,168.00	Total	21,930,800.00	Cancelled, Abated or Adjusted (1975)	
Other Educational Services		EQUALIZED VALUATION BASIS		Balance December 31, 1975	8,440.73
STATUTORY EXPENDITURES		FOR NET DEBT COMPUTATION	696,543,244.33	CURRENT FINANCES DECEMBER 31, 1975	
Pensions & F. I. C. A.	361,785.39	REAL PROPERTY VALUATIONS		ASSETS	
Employee Fringe Benefits	120,200.00	Code Class # of Parcels % VAL'N		Cash Dec. 31, 1975	986,861.75
Other Statutory Expenditures		1 Vacant Land 370 3.21	25,840,500.00	Taxes Receivable	734,028.58
CETA And Other Public Employment Programs	29,608.00	2 Residential 7121 50.34	405,061,900.00	Tax Title Liens	30,132.81
MUNICIPAL FUNCTIONS TOTAL	6,214,182.12	3 Farm 18 .05	422,800.00	Foreclosed Property	8,440.73
CAPITAL IMPROVEMENTS *MEMO*		4a Commercial 403 39.80	320,229,900.00	Emergencies & Other Deferred Charges	108,489.00
DEBT SERVICE		4b Industrial 49 6.60	53,120,300.00	State and Federal Aid Receivable	251,166.85
Principal Payments	167,300.00	4c Apartments		Other Receivables	70,208.10
Interest Payments	80,099.35	Total	804,675,400.00	Total	2,189,327.82
DEFERRED CHARGES	95,189.15	Land Area 10.35 Sq. Miles		LIABILITIES, RESERVES, AND SURPLUS	
SCHOOL, COUNTY, SPECIAL DISTRICT TAXES	14,850,472.94	Net Valuation Taxable-Municipal	811,705,156.00	Cash Liabilities	702,867.38
RESERVE FOR UNCOLLECTED TAXES	618,476.60	Net Valuation Taxable-County	770,360,087.00	Reserves for Receivables	842,810.22
EXPENDITURES TOTAL	22,025,720.16	State Equalized Valuation	780,830,506.00	Surplus Dec. 31, 1975	643,650.22
		State Equalization Ratio	103.99	Total	2,189,327.82

0247

Population 1970 8,745
 Population 1975 9,135
 S & P Rating
 Moody Rating A

General Tax Rate Per \$100. 5.73
 State Equalized Tax Rate 3.44

PARK RIDGE BOROUGH - BERGEN COUNTY
 Form of Government:
 Borough Council
 Number of Members on Governing Body 6

PER CAPITA: 919.33
 Gross Debt 658.08
 Net Debt 59.03
 Debt Service 529.97
 Total Tax Levy 245.26
 Municipal Expenditures
 PER CENT: 6.71
 Gross Debt 4.80
 Net Debt 97.87
 Tax Levy Collected
 Tax Levy Cancelled, Abated or Adjusted .05

EXPENDITURES		REVENUES-REALIZED		1975 PROPERTY TAX	
GENERAL GOVERNMENT				STATE EQUALIZED TAX RATE	
Governing Body & Public Boards	4,500.00	1975 Property Taxes Collected	4,738,833.98	Local District School Taxes	2.39 2,945,980.00
Municipal Clerk		1975 Payments in Lieu of Taxes		Regional & Consolidated School Tax	
Financial Administration	2,000.00	Delinquent Tax & Lien Collections	94,045.07	School Taxes in Municipal Budget	
Assessment of Taxes	7,750.00	Business Personalty Replacement Taxes	67,863.20	County Taxes	.36 511,548.30
Collection of Taxes	32,978.00	Taxes from Public Utilities	119,302.66	County Library Taxes	
Planning, Housing & Development	21,280.00	Other Miscellaneous Tax Revenues		Local Municipal Purpose Taxes	.96 1,355,478.84
Human Resources		State Aid Revenues	2,365.00	Veteran & Senior Citizen Taxes	.03 48,000.00
Elections		Federal Aid Revenues	4,597.23	Total Taxes for Rate Computation	3.44 4,861,007.14
General Administration (other)	126,366.00	State and Local Fiscal Assistance Act Utilized	85,937.61	Special District Taxes	
JUDICIARY		Sale of Acquired Property		Bank Stock Taxes	7,417.82
Municipal Courts	10,610.00	Other Miscellaneous Revenues	244,808.37	Added and Omitted Taxes	20,886.40
PUBLIC SAFETY		Total	5,357,753.12	Total Taxes Levied - ABSTRACT	4,841,311.36
Fire Protection	61,675.00	Prior Years Surplus Appropriated	340,000.00	Total Taxes Billed	4,841,929.22
Police Protection	420,658.00	REVENUES TOTAL	5,697,753.12	1975 TAXES COLLECTED	4,738,833.98
Civil Defense & Disaster Control	16,850.00	Reserve For Uncollected Taxes	192,688.00	1975 Taxes Cancelled, Abated or Adjusted	2,453.67
Environmental Inspection & Control	14,646.00	CAPITAL OUTLAY TOTAL	49,491.61	Transfer to Tax Title Liens or Foreclosed	3,535.41
Other Public Safety	51,360.00	Public Enterprises	25,509.61	Balance Outstanding Dec. 31, 1975	97,106.16
PUBLIC WORKS		Recreation—Culture		PRIOR YEARS TAXES OUTSTANDING	
Streets and Drainage	157,907.18	Public Works		Balance January 1, 1975	92,747.74
Sewers and Sewage Processing	84,000.00	Buildings and Grounds	23,982.00	Collected in 1975	91,874.25
Garbage and Trash Disposal	185,327.00	Library and Education		Cancelled, Abated or Adjusted 1975	2.82
Public Buildings and Grounds	63,368.00	Conservation		Transfers to Tax Title Liens or Foreclosed	870.67
Other Public Works	6,000.00	All Other		Balance December 31, 1975	
HEALTH and WELFARE		CAPITAL DEBT AUTHORIZED, DECEMBER 31, 1975		TAX TITLE LIENS OUTSTANDING	
Health Services Except Environmental	31,840.00	ISSUED AND UNISSUED		Balance January 1, 1975	18,498.51
Welfare-Public Assistance	2,625.00	School	1,844,000	Transfer From Taxes	4,534.80
Hospitals, Clinics, First Aid	7,000.00	Self-liquidating	542,500	Redeemed in 1975	2,170.82
Animal, Insect, & Rodent Control		Other	6,011,565	Cancelled, Abated or Adjusted (1975)	
Other Welfare Services		Total	8,398,065	Transfers to Foreclosed Property	
RECREATION and CONSERVATION		ISSUED AND OUTSTANDING		Balance December 31, 1975	20,862.49
Beaches and Boardwalks		School	1,544,000.00	PROPERTY ACQUIRED BY DEED OR	
Parks, Playgrounds, Shade Trees	13,800.00	Self-Liquidating	198,000.00	FORECLOSURE	
Land Reclamation & Conservation		Other	5,998,482.00	Balance January 1, 1975	34,000.00
Other Recreational Services	12,675.00	Total	7,740,482.00	Transfers From Taxes or Liens	
EDUCATION (excluding schools)		EQUALIZED VALUATION BASIS		Sale for Cash (1975)	
Libraries	43,000.00	FOR NET DEBT COMPUTATION	125,173,932.67	Cancelled, Abated or Adjusted (1975)	
Other Educational Services	200.00	REAL PROPERTY VALUATIONS		Balance December 31, 1975	34,000.00
STATUTORY EXPENDITURES		Code Class # of Parcels % VAL'N		CURRENT FINANCES DECEMBER 31, 1975	
Pensions & F. I. C. A.	74,285.10	1 Vacant Land 170 1.95	1,643,100.00	ASSETS	
Employee Fringe Benefits	41,900.00	2 Residential 2251 85.62	72,101,850.00	Cash Dec. 31, 1975	512,208.09
Other Statutory Expenditures		3 Farm 3 .03	23,150.00	Taxes Receivable	97,106.16
CETA And Other Public Employment Programs	4,800.00	4a Commercial 75 6.89	5,802,650.00	Tax Title Liens	20,862.49
MUNICIPAL FUNCTIONS TOTAL	1,499,400.28	4b Industrial 10 1.70	1,434,800.00	Foreclosed Property	34,000.00
CAPITAL IMPROVEMENTS *MEMO*	3,000.00	4c Apartments 10 3.81	3,206,600.00	Emergencies & Other Deferred Charges	28,931.97
DEBT SERVICE		Total 2519	84,212,150.00	State and Federal Aid Receivable	11,690.38
Principal Payments	207,910.61	Land Area 2.58 Sq. Miles		Other Receivables	1,264.24
Interest Payments	331,365.00	Net Valuation Taxable-Municipal	84,836,660.00	Total	706,063.33
DEFERRED CHARGES	9,048.32	Net Valuation Taxable-County	131,300,973.00	LIABILITIES, RESERVES, AND SURPLUS	
SCHOOL, COUNTY, SPECIAL DISTRICT TAXES	3,457,528.30	State Equalized Valuation	140,815,078.00	Cash Liabilities	121,998.67
RESERVE FOR UNCOLLECTED TAXES	192,688.00	State Equalization Ratio	60.07	Reserves for Receivables	153,232.89
EXPENDITURES TOTAL	5,697,940.51			Surplus Dec. 31, 1975	430,831.77

1429

Population 1970 55,460
 Population 1975 58,000
 S & P Rating A
 Moody Rating A-1

General Tax Rate Per \$100. 4.38
 State Equalized Tax Rate 3.20

PARSIPPANY-TROY HILLS -- MORRIS COUNTY

Form of Government:
 Mayor-Council Plan E (OMCL50)
 Number of Members on Governing Body 5

PER CAPITA:
 Gross Debt 707.48
 Net Debt 138.40
 Debt Service .36
 Total Tax Levy 403.51
 Municipal Expenditures 115.01

PER CENT:
 Gross Debt 6.34
 Net Debt 1.24
 Tax Levy Collected 97.55
 Tax Levy Cancelled, Abated or Adjusted .31

EXPENDITURES		REVENUES-REALIZED		1975 PROPERTY TAX	
GENERAL GOVERNMENT				STATE EQUALIZED TAX RATE	
Governing Body & Public Boards		1975 Property Taxes Collected	22,829,240.62	Local District School Taxes 2.19	15,326,179.50
Municipal Clerk		1975 Payments in Lieu of Taxes		Regional & Consolidated School Tax	
Financial Administration	210,644.00	Delinquent Tax & Lien Collections	433,836.22	School Taxes in Municipal Budget	
Assessment of Taxes		Business Personalty Replacement Taxes	308,349.24	County Taxes .45	3,162,172.10
Collection of Taxes		Taxes from Public Utilities	737,802.80	County Library Taxes .03	190,308.52
Planning, Housing & Development	95,981.00	Other Miscellaneous Tax Revenues	91,377.21	Local Municipal Purpose Taxes .51	3,602,267.08
Human Resources	20,600.00	State Aid Revenues	50,201.29	Veteran & Senior Citizen Taxes .03	177,200.00
Elections	12,650.00	Federal Aid Revenues	113,222.00	Total Taxes for Rate Computation 3.21	22,458,127.20
General Administration (other)	459,191.00	State and Local Fiscal Assistance Act Utilized	432,360.00	Special District Taxes	870,364.12
JUDICIARY		Sale of Acquired Property		Bank Stock Taxes	15,057.03
Municipal Courts	44,891.00	Other Miscellaneous Revenues	387,100.62	Added and Omitted Taxes	237,406.54
PUBLIC SAFETY		Total	25,383,490.00	Total Taxes Levied - ABSTRACT	23,403,754.89
Fire Protection	49,162.00	Prior Years Surplus Appropriated	850,000.00	Total Taxes Billed	23,403,754.89
Police Protection	1,869,590.00	REVENUES TOTAL	26,233,490.00	1975 TAXES COLLECTED	22,829,240.62
Civil Defense & Disaster Control	15,895.00	Reserve For Uncollected Taxes	748,866.34	1975 Taxes Cancelled, Abated or Adjusted	73,222.18
Environmental Inspection & Control		CAPITAL OUTLAY TOTAL	18,015,138.79	Transfer to Tax Title Liens or Foreclosed	93,500.47
Other Public Safety				Balance Outstanding Dec. 31, 1975	407,791.62
PUBLIC WORKS				PRIOR YEARS TAXES OUTSTANDING	
Streets and Drainage	634,177.77	Public Enterprises	17,737,323.48	Balance January 1, 1975	349,861.34
Sewers and Sewage Processing		Recreation—Culture	11,039.74	Collected in 1975	316,908.59
Garbage and Trash Disposal		Public Works	251,575.57	Cancelled, Abated or Adjusted 1975	
Public Buildings and Grounds	250,265.00	Buildings and Grounds	15,200.00	Transfers to Tax Title Liens or Foreclosed	
Other Public Works	793,722.00	Library and Education		Balance December 31, 1975	32,952.75
HEALTH and WELFARE		Conservation		TAX TITLE LIENS OUTSTANDING	
Health Services Except Environmental	138,756.00	All Other		Balance January 1, 1975	573,257.52
Welfare-Public Assistance	59,733.00	CAPITAL DEBT AUTHORIZED, DECEMBER 31, 1975		Transfer From Taxes	93,500.47
Hospitals, Clinics, First Aid	3,000.00	ISSUED AND UNISSUED		Redeemed in 1975	116,927.63
Animal, Insect, & Rodent Control	47,033.00	School	9,527,000	Cancelled, Abated or Adjusted (1975)	
Other Welfare Services		Self-liquidating	29,080,723	Transfers to Foreclosed Property	
RECREATION and CONSERVATION		Other	2,425,991	Balance December 31, 1975	549,830.36
Beaches and Boardwalks		Total	41,033,714	PROPERTY ACQUIRED BY DEED OR FORECLOSURE	
Parks, Playgrounds, Shade Trees	64,900.00	ISSUED AND OUTSTANDING		Balance January 1, 1975	43,600.48
Land Reclamation & Conservation		School	9,527,000.00	Transfers From Taxes or Liens	
Other Recreational Services	374,441.00	Self-Liquidating	9,723,000.00	Sale for Cash (1975)	
EDUCATION (excluding schools)		Other	130,000.00	Cancelled, Abated or Adjusted (1975)	
Libraries	260,026.00	Total	19,380,000.00	Balance December 31, 1975	43,600.48
Other Educational Services	30,821.00	EQUALIZED VALUATION BASIS		CURRENT FINANCES DECEMBER 31, 1975	
STATUTORY EXPENDITURES		FOR NET DEBT COMPUTATION	647,328,390.00	ASSETS	
Pensions & F. I. C. A.	310,333.02	REAL PROPERTY VALUATIONS		Cash Dec. 31, 1975	2,511,083.69
Employee Fringe Benefits		Code Class # of Parcels % VAL'N		Taxes Receivable	440,744.37
Other Statutory Expenditures		1 Vacant Land 993 5.23	26,591,000.00	Tax Title Liens	549,830.36
CETA And Other Public Employment Programs	113,222.00	2 Residential 9713 58.94	299,776,600.00	Foreclosed Property	43,600.48
MUNICIPAL FUNCTIONS	5,859,033.79	3 Farm 22 .11	547,950.00	Emergencies & Other Deferred Charges	
CAPITAL IMPROVEMENTS *MEMO*		4a Commercial 314 12.30	62,553,300.00	State and Federal Aid Receivable	152,744.67
DEBT SERVICE		4b Industrial 44 7.26	36,910,200.00	Other Receivables	78,622.78
Principal Payments	15,000.00	4c Apartments 45 16.16	82,211,900.00	Total	3,776,626.35
Interest Payments	5,655.00	Total 11131	508,590,950.00	LIABILITIES, RESERVES, AND SURPLUS	
DEFERRED CHARGES	42,249.06	Land Area 24.30 Sq. Miles		Cash Liabilities	1,712,113.57
SCHOOL, COUNTY, SPECIAL DISTRICT TAXES	19,549,024.24	Net Valuation Taxable-Municipal	512,889,007.00	Reserves for Receivables	1,112,797.99
RESERVE FOR UNCOLLECTED TAXES	748,866.34	Net Valuation Taxable-County	775,205,500.00	Surplus Dec. 31, 1975	951,714.79
EXPENDITURES TOTAL	26,219,828.43	State Equalized Valuation	698,367,683.00	Total	3,776,626.35
		State Equalization Ratio	73.28		

1607

Population 1970 55,295
 Population 1975 56,010
 S & P Rating A
 Moody Rating BAA

General Tax Rate Per \$100. 5.15
 State Equalized Tax Rate 3.98

PASSAIC CITY — PASSAIC CO.
 Form of Government:
 Mayor-Council Plan B (OMCL50)
 Number of Members on Governing Body 7

PER CAPITA: 303.02
 Gross Debt 62.79
 Net Debt 9.87
 Debt Service 256.94
 Total Tax Levy 275.67
 Municipal Expenditures

PER CENT: 5.16
 Gross Debt 1.07
 Net Debt 94.45
 Tax Levy Collected 2.09
 Tax Levy Cancelled, Abated or Adjusted

EXPENDITURES		REVENUES-REALIZED		1975 PROPERTY TAX	
GENERAL GOVERNMENT				STATE EQUALIZED TAX RATE	
Governing Body & Public Boards	111,535.48	1975 Property Taxes Collected	13,617,229.20	Local District School Taxes	1.67
Municipal Clerk	75,593.00	1975 Payments in Lieu of Taxes	30,991.31	Regional & Consolidated School Tax	
Financial Administration	162,532.65	Delinquent Tax & Lien Collections	411,071.10	School Taxes in Municipal Budget	.03
Assessment of Taxes	76,488.49	Business Personalty Replacement Taxes	2,051,374.09	County Taxes	.65
Collection of Taxes		Taxes from Public Utilities	948,205.06	County Library Taxes	
Planning, Housing & Development	282,320.55	Other Miscellaneous Tax Revenues	4,238.33	Local Municipal Purpose Taxes	1.59
Human Resources	1,045,093.97	State Aid Revenues	1,653,291.18	Veteran & Senior Citizen Taxes	.04
Elections	39,000.00	Federal Aid Revenues	2,366,392.59	Total Taxes for Rate Computation	3.98
General Administration (other)	816,896.61	State and Local Fiscal Assistance Act Utilized	518,619.87	Special District Taxes	
JUDICIARY		Sale of Acquired Property		Bank Stock Taxes	75,001.94
Municipal Courts	96,252.57	Other Miscellaneous Revenues	1,019,912.20	Added and Omitted Taxes	70,006.56
PUBLIC SAFETY		Total	22,621,324.93	Total Taxes Levied - ABSTRACT	14,391,065.02
Fire Protection	2,112,933.00	Prior Years Surplus Appropriated	235,000.00	Total Taxes Billed	14,417,143.48
Police Protection	2,390,605.71	REVENUES TOTAL	22,856,324.93	1975 TAXES COLLECTED	13,617,229.20
Civil Defense & Disaster Control	14,000.00	Reserve For Uncollected Taxes	818,736.94	1975 Taxes Cancelled, Abated or Adjusted	301,590.57
Environmental Inspection & Control	208,103.84	CAPITAL OUTLAY TOTAL	94,055.55	Transfer to Tax Title Liens or Foreclosed	105,473.50
Other Public Safety				Balance Outstanding Dec. 31, 1975	392,850.21
PUBLIC WORKS				PRIOR YEARS TAXES OUTSTANDING	
Streets and Drainage	669,227.92	Public Enterprises		Balance January 1, 1975	597,522.13
Sewers and Sewage Processing	474,446.00	Recreation—Culture		Collected in 1975	304,154.75
Garbage and Trash Disposal	489,850.00	Public Works	94,055.55	Cancelled, Abated or Adjusted 1975	12,727.19
Public Buildings and Grounds	527,710.02	Buildings and Grounds		Transfers to Tax Title Liens or Foreclosed	3,891.08
Other Public Works		Library and Education		Balance December 31, 1975	276,749.11
HEALTH and WELFARE		Conservation		TAX TITLE LIENS OUTSTANDING	
Health Services Except Environmental	359,255.40	All Other		Balance January 1, 1975	518,893.95
Welfare-Public Assistance	88,058.36	CAPITAL DEBT AUTHORIZED, DECEMBER 31, 1975		Transfer From Taxes	109,964.44
Hospitals, Clinics, First Aid		ISSUED AND UNISSUED		Redeemed in 1975	106,916.35
Animal, Insect, & Rodent Control	13,507.95	School	9,516,000	Cancelled, Abated or Adjusted (1975)	7,070.73
Other Welfare Services		Self-liquidating	3,939,000	Transfers to Foreclosed Property	114,587.57
RECREATION and CONSERVATION		Other	3,517,000	Balance December 31, 1975	400,283.74
Beaches and Boardwalks		Total	16,972,000	PROPERTY ACQUIRED BY DEED OR	
Parks, Playgrounds, Shade Trees	3,023.16	ISSUED AND OUTSTANDING		FORECLOSURE	
Land Reclamation & Conservation		School	5,644,000.00	Balance January 1, 1975	187,362.43
Other Recreational Services	120,500.00	Self-Liquidating	3,939,000.00	Transfers From Taxes or Liens	114,587.57
EDUCATION (excluding schools)		Other	1,511,000.00	Sale for Cash (1975)	
Libraries	358,000.00	Total	11,094,000.00	Cancelled, Abated or Adjusted (1975)	
Other Educational Services	300.00	EQUALIZED VALUATION BASIS		Balance December 31, 1975	301,950.00
STATUTORY EXPENDITURES		FOR NET DEBT COMPUTATION	328,722,846.67	CURRENT FINANCES DECEMBER 31, 1975	
Pensions & F. I. C. A.	1,073,995.41	REAL PROPERTY VALUATIONS		ASSETS	
Employee Fringe Benefits		Code Class # of Parcels % VAL'N		Cash Dec. 31, 1975	1,299,825.15
Other Statutory Expenditures		1 Vacant Land 302 .82	2,171,800.00	Taxes Receivable	669,599.32
CETA And Other Public Employment Programs	2,205,293.13	2 Residential 5347 40.91	108,946,500.00	Tax Title Liens	400,283.74
MUNICIPAL FUNCTIONS TOTAL	13,814,523.22	3 Farm		Foreclosed Property	301,950.00
CAPITAL IMPROVEMENTS *MEMO*	5,000.00	4a Commercial 1484 26.33	70,109,500.00	Emergencies & Other Deferred Charges	625,212.91
DEBT SERVICE		4b Industrial 147 16.42	43,726,000.00	State and Federal Aid Receivable	613,855.37
Principal Payments	430,000.00	4c Apartments 413 15.52	41,339,300.00	Other Receivables	85,173.32
Interest Payments	122,707.00	Total 7693	266,293,100.00	Total	3,995,899.81
TYPE I SCHL DEBT *MEMO*	391,603.50	Land Area 3.20 Sq. Miles		LIABILITIES, RESERVES, AND SURPLUS	
DEFERRED CHARGES	254,329.97	Net Valuation Taxable-Municipal	279,821,036.00	Cash Liabilities	1,962,764.84
SCHOOL, COUNTY, SPECIAL DISTRICT TAXES	8,488,204.39	Net Valuation Taxable-County	394,570,835.00	Reserves for Receivables	1,457,006.38
RESERVE FOR UNCOLLECTED TAXES	818,736.94	State Equalized Valuation	358,005,058.00	Surplus Dec. 31, 1975	576,128.59
EXPENDITURES TOTAL	23,928,501.52	State Equalization Ratio	77.36	Total	3,995,899.81

1430

Population 1970 **7,410**
 Population 1975 **7,730**
 S & P Rating **A**
 Moody Rating **BAA-1**

General Tax Rate Per \$100. **5.15**
 State Equalized Tax Rate **3.12**

PASSAIC TOWNSHIP — MORRIS COUNTY
 Form of Government:
 Township Committee
 Number of Members on Governing Body 5

PER CAPITA:
 Gross Debt **606.11**
 Net Debt **328.57**
 Debt Service **4.21**
 Total Tax Levy **504.96**
 Municipal Expenditures **222.83**

PER CENT:
 Gross Debt **4.11**
 Net Debt **2.23**
 Tax Levy Collected **95.14**
 Tax Levy Cancelled, Abated or Adjusted **.31**

EXPENDITURES		REVENUES-REALIZED		1975 PROPERTY TAX	
GENERAL GOVERNMENT				STATE EQUALIZED TAX RATE 3.12	
Governing Body & Public Boards		1975 Property Taxes Collected	3,717,551.89	Local District School Taxes 1.25	1,573,374.50
Municipal Clerk		1975 Payments in Lieu of Taxes	6,645.95	Regional & Consolidated School Tax .79	998,422.86
Financial Administration	10,600.00	Delinquent Tax & Lien Collections	116,698.11	School Taxes in Municipal Budget	
Assessment of Taxes	7,500.00	Business Personalty Replacement Taxes	81,567.36	County Taxes .43	541,921.76
Collection of Taxes	16,332.00	Taxes from Public Utilities	417,325.22	County Library Taxes	
Planning, Housing & Development	15,016.00	Other Miscellaneous Tax Revenues		Local Municipal Purpose Taxes .61	769,792.13
Human Resources		State Aid Revenues	4,125.00	Veteran & Senior Citizen Taxes .03	39,710.00
Elections		Federal Aid Revenues		Total Taxes for Rate Computation 3.11	3,923,221.25
General Administration (other)	134,095.45	State and Local Fiscal Assistance Act Utilized	84,481.87	Special District Taxes	
JUDICIARY		Sale of Acquired Property		Bank Stock Taxes	1,820.40
Municipal Courts	8,998.00	Other Miscellaneous Revenues	94,881.62	Added and Omitted Taxes	17,983.39
PUBLIC SAFETY		Total	4,523,277.02	Total Taxes Levied - ABSTRACT	3,903,315.04
Fire Protection	47,405.00	Prior Years Surplus Appropriated	187,000.00	Total Taxes Billed	3,907,634.91
Police Protection	402,043.02	REVENUES TOTAL	4,710,277.02	1975 TAXES COLLECTED	3,717,551.89
Civil Defense & Disaster Control	2,013.00	Reserve For Uncollected Taxes	196,751.40	1975 Taxes Cancelled, Abated or Adjusted	12,260.97
Environmental Inspection & Control	5,070.00	CAPITAL OUTLAY TOTAL	332,113.06	Transfer to Tax Title Liens or Foreclosed	35,457.44
Other Public Safety				Balance Outstanding Dec. 31, 1975	142,364.61
PUBLIC WORKS				PRIOR YEARS TAXES OUTSTANDING	
Streets and Drainage	261,494.67	Public Enterprises	289,543.56	Balance January 1, 1975	102,798.70
Sewers and Sewage Processing		Recreation—Culture	14,785.27	Collected in 1975	87,039.96
Garbage and Trash Disposal	107,441.00	Public Works	27,784.23	Cancelled, Abated or Adjusted 1975	
Public Buildings and Grounds	34,001.00	Buildings and Grounds		Transfers to Tax Title Liens or Foreclosed	8,817.12
Other Public Works	5,000.00	Library and Education		Balance December 31, 1975	6,941.62
HEALTH and WELFARE		Conservation		TAX TITLE LIENS OUTSTANDING	
Health Services Except Environmental	12,015.00	All Other		Balance January 1, 1975	142,343.08
Welfare-Public Assistance	1,641.00	CAPITAL DEBT AUTHORIZED, DECEMBER 31, 1975		Transfer From Taxes	45,753.55
Hospitals, Clinics, First Aid		ISSUED AND UNISSUED		Redeemed in 1975	29,658.15
Animal, Insect, & Rodent Control	8,826.00	School	2,145,397	Cancelled, Abated or Adjusted (1975)	
Other Welfare Services		Self-liquidating	2,338,850	Transfers to Foreclosed Property	52,497.12
RECREATION and CONSERVATION		Other	201,000	Balance December 31, 1975	105,941.36
Beaches and Boardwalks		Total	4,685,247	PROPERTY ACQUIRED BY DEED OR FORECLOSURE	
Parks, Playgrounds, Shade Trees	8,500.00	ISSUED AND OUTSTANDING		Balance January 1, 1975	138,012.88
Land Reclamation & Conservation	14,801.00	School	2,145,397.00	Transfers From Taxes or Liens	52,497.12
Other Recreational Services	14,969.34	Self-liquidating	2,205,850.00	Sale for Cash (1975)	
EDUCATION (excluding schools)		Other	201,000.00	Cancelled, Abated or Adjusted (1975)	
Libraries	37,000.00	Total	4,552,247.00	Balance December 31, 1975	190,510.00
Other Educational Services	200.00	EQUALIZED VALUATION BASIS		CURRENT FINANCES DECEMBER 31, 1975	
STATUTORY EXPENDITURES		FOR NET DEBT COMPUTATION	113,906,760.33	ASSETS	
Pensions & F. I. C. A.	60,335.00	REAL PROPERTY VALUATIONS		Cash Dec. 31, 1975	771,547.55
Employee Fringe Benefits	18,485.00	Code Class # of Parcels % VAL'N		Taxes Receivable	149,306.23
Other Statutory Expenditures		1 Vacant Land 596 6.91	5,194,450.00	Tax Title Liens	105,941.36
CETA And Other Public Employment Programs		2 Residential 1979 77.21	58,035,790.00	Foreclosed Property	190,510.00
MUNICIPAL FUNCTIONS TOTAL	1,233,781.48	3 Farm 40 1.51	1,133,725.00	Emergencies & Other Deferred Charges	8,808.29
CAPITAL IMPROVEMENTS * MEMO	15,000.00	4a Commercial 99 11.36	8,540,385.00	State and Federal Aid Receivable	35,267.03
DEBT SERVICE		4b Industrial 16 3.01	2,264,400.00	Other Receivables	
Principal Payments	20,000.00	4c Apartments		Total	1,261,380.46
Interest Payments	12,576.50	Total 2730	75,168,750.00	LIABILITIES, RESERVES, AND SURPLUS	
DEFERRED CHARGES	259,328.07	Land Area 12.50 Sq. Miles		Cash Liabilities	652,165.83
SCHOOL, COUNTY, SPECIAL DISTRICT TAXES	3,113,719.12	Net Valuation Taxable-Municipal	76,259,798.00	Reserves for Receivables	445,757.59
RESERVE FOR UNCOLLECTED TAXES	196,751.40	Net Valuation Taxable-County	131,448,955.00	Surplus Dec. 31, 1975	163,457.04
EXPENDITURES TOTAL	4,836,156.57	State Equalized Valuation	125,117,397.00	Total	1,261,380.46
		State Equalization Ratio	60.61		

1608

Population 1970 **145,220**
 Population 1975 **149,095**
 S & P Rating
 Moody Rating **BAA**

General Tax Rate Per \$100. **5.34**
 State Equalized Tax Rate **4.09**

PATERSON CITY PASSAIC COUNTY

Form of Government:

Mayor-Council Plan D (OMCL50)

Number of Members on Governing Body 9

PER CAPITA:

Gross Debt **367.46**
 Net Debt **83.64**
 Debt Service **28.31**
 Total Tax Levy **219.90**
 Municipal Expenditures **305.39**

PER CENT:

Gross Debt **7.33**
 Net Debt **1.67**
 Tax Levy Collected **93.32**
 Tax Levy Cancelled, Abated or Adjusted **1.06**

EXPENDITURES		REVENUES-REALIZED		1975 PROPERTY TAX	
GENERAL GOVERNMENT				STATE EQUALIZED TAX RATE 1.64	
Governing Body & Public Boards	181,508.18	1975 Property Taxes Collected		Local District School Taxes	13,225,241.50
Municipal Clerk	58,107.46	1975 Payments in Lieu of Taxes		Regional & Consolidated School Tax	
Financial Administration	241,659.00	Delinquent Tax & Lien Collections		School Taxes in Municipal Budget	1,091,370.50
Assessment of Taxes	162,094.29	Business Personalty Replacement Taxes		County Taxes	4,808,960.41
Collection of Taxes	162,893.24	Taxes from Public Utilities		County Library Taxes	
Planning, Housing & Development	1,218,596.23	Other Miscellaneous Tax Revenues		Local Municipal Purpose Taxes	13,485,486.43
Human Resources	2,047,053.18	State Aid Revenues		Veteran & Senior Citizen Taxes	372,810.00
Elections	19,189.99	Federal Aid Revenues		Total Taxes for Rate Computation	32,983,868.84
General Administration (other)	1,402,396.02	State and Local Fiscal Assistance Act Utilized		Special District Taxes	
JUDICIARY		Sale of Acquired Property		Bank Stock Taxes	112,185.69
Municipal Courts	207,570.32	Other Miscellaneous Revenues		Added and Omitted Taxes	62,746.93
PUBLIC SAFETY		Total		Total Taxes Levied - ABSTRACT	32,785,991.46
Fire Protection	5,660,330.25	Prior Years Surplus Appropriated		Total Taxes Billed	32,847,754.68
Police Protection	7,346,999.91	REVENUES TOTAL		1975 TAXES COLLECTED	30,652,165.05
Civil Defense & Disaster Control	20,203.00	Reserve For Uncollected Taxes		1975 Taxes Cancelled, Abated or Adjusted	347,498.58
Environmental Inspection & Control	77,154.46	CAPITAL OUTLAY TOTAL		Transfer to Tax Title Liens or Foreclosed	400,200.20
Other Public Safety	29,770.88			Balance Outstanding Dec. 31, 1975	1,447,890.85
PUBLIC WORKS		Public Enterprises		PRIOR YEARS TAXES OUTSTANDING	
Streets and Drainage	1,972,144.78	Recreation—Culture		Balance January 1, 1975	5,588,860.70
Sewers and Sewage Processing	1,265,549.84	Public Works		Collected in 1975	1,708,841.58
Garbage and Trash Disposal	2,159,714.36	Buildings and Grounds		Cancelled, Abated or Adjusted 1975	62,926.86
Public Buildings and Grounds	475,849.72	Library and Education		Transfers to Tax Title Liens or Foreclosed	216,037.01
Other Public Works		Conservation		Balance December 31, 1975	3,601,055.25
HEALTH and WELFARE		All Other		TAX TITLE LIENS OUTSTANDING	
Health Services Except Environmental	1,018,005.74	CAPITAL DEBT AUTHORIZED, DECEMBER 31, 1975		Balance January 1, 1975	1,625,636.27
Welfare-Public Assistance	328,137.58	ISSUED AND UNISSUED GROSS DEBT NET DEBT		Transfer From Taxes	646,320.33
Hospitals, Clinics, First Aid	42,300.00	School 23,732,000		Redeemed in 1975	620,237.39
Animal, Insect, & Rodent Control	119,465.39	Self-liquidating 15,897,000		Cancelled, Abated or Adjusted (1975)	17,980.94
Other Welfare Services		Other 15,157,200		Transfers to Foreclosed Property	
RECREATION and CONSERVATION		Total 54,786,200		Balance December 31, 1975	1,633,738.27
Beaches and Boardwalks		ISSUED AND OUTSTANDING		PROPERTY ACQUIRED BY DEED OR	
Parks, Playgrounds, Shade Trees	454,108.51	School 23,467,000.00		FORECLOSURE	
Land Reclamation & Conservation		Self-Liquidating 15,897,000.00		Balance January 1, 1975	581,500.00
Other Recreational Services	257,255.00	Other 12,678,000.00		Transfers From Taxes or Liens	
EDUCATION (excluding schools)		Total 52,042,000.00		Sale for Cash (1975)	8,665.50
Libraries	615,637.00	EQUALIZED VALUATION BASIS		Cancelled, Abated or Adjusted (1975)	
Other Educational Services	64,656.00	FOR NET DEBT COMPUTATION		Balance December 31, 1975	572,834.50
STATUTORY EXPENDITURES		REAL PROPERTY VALUATIONS		CURRENT FINANCES DECEMBER 31, 1975	
Pensions & F. I. C. A.	2,481,226.61	Code Class # of Parcels % VAL'N		ASSETS	
Employee Fringe Benefits	197,000.00	1 Vacant Land 1509 1.09		Cash Dec. 31, 1975	5,356,431.98
Other Statutory Expenditures		2 Residential 17818 58.30		Taxes Receivable	5,048,946.10
CETA And Other Public Employment Programs	7,541,431.75	3 Farm		Tax Title Liens	1,633,738.27
MUNICIPAL FUNCTIONS TOTAL	37,828,008.69	4a Commercial 2699 20.47		Foreclosed Property	572,834.50
CAPITAL IMPROVEMENTS *MEMO*	100,000.00	4b Industrial 500 11.90		Emergencies & Other Deferred Charges	107,222.74
DEBT SERVICE		4c Apartments 550 8.23		State and Federal Aid Receivable	466,570.34
Principal Payments	1,966,000.00	Total 23076		Other Receivables	518,661.40
Interest Payments	2,254,408.74	Land Area 8.44 Sq. Miles		Total	13,704,405.33
TYPE I SCHL DEBT *MEMO	2,406,413.00	Net Valuation Taxable-Municipal		LIABILITIES, RESERVES, AND SURPLUS	
DEFERRED CHARGES	978,589.59	Net Valuation Taxable-County		Cash Liabilities	3,881,886.88
SCHOOL, COUNTY, SPECIAL DISTRICT TAXES	19,125,572.41	State Equalized Valuation		Reserves for Receivables	7,774,180.27
RESERVE FOR UNCOLLECTED TAXES	2,504,923.49	State Equalization Ratio		Surplus Dec. 31, 1975	2,048,338.18
EXPENDITURES TOTAL	64,657,502.92			Total	13,704,405.33

1971/3000

* ABOVE DEBT SERVICE INCLUDES TYPE I SCHOOL DEBT

0814

Population 1970 **8,100**
 Population 1975 **8,360**
 S & P Rating
 Moody Rating

General Tax Rate Per \$100. **5.10**
 State Equalized Tax Rate **2.90**

PAULSBORO BOROUGH — GLOUCESTER CO.

Form of Government:
 Borough Council
 Number of Members on Governing Body 6

PER CAPITA:
 Gross Debt **258.91**
 Net Debt **27.81**
 Debt Service **3.78**
 Total Tax Levy **206.33**
 Municipal Expenditures **165.93**

PER CENT:
 Gross Debt **4.30**
 Net Debt **.46**
 Tax Levy Collected **95.39**
 Tax Levy Cancelled, Abated or Adjusted **.06**

EXPENDITURES		REVENUES-REALIZED		1975 PROPERTY TAX	
GENERAL GOVERNMENT				STATE EQUALIZED TAX RATE \downarrow	
Governing Body & Public Boards	7,500.00			Local District School Taxes	1.33 789,818.33
Municipal Clerk	16,856.00			Regional & Consolidated School Tax	
Financial Administration	9,440.00			School Taxes in Municipal Budget	
Assessment of Taxes	7,000.00			County Taxes	.54 318,768.30
Collection of Taxes	12,600.00			County Library Taxes	
Planning, Housing & Development	4,570.00			Local Municipal Purpose Taxes	.95 565,294.07
Human Resources	8,800.00			Veteran & Senior Citizen Taxes	.09 53,640.00
Elections	2,000.00			Total Taxes for Rate Computation	2.91 1,727,520.70
General Administration (other)	88,050.00			Special District Taxes	
JUDICIARY				Bank Stock Taxes	6,705.93
Municipal Courts	15,360.00			Added and Omitted Taxes	44,348.12
PUBLIC SAFETY				Total Taxes Levied - ABSTRACT	1,724,934.75
Fire Protection	73,060.00			Total Taxes Billed	1,722,807.25
Police Protection	365,224.93			1975 TAXES COLLECTED	1,643,305.42
Civil Defense & Disaster Control	200.00			1975 Taxes Cancelled, Abated or Adjusted	1,060.80
Environmental Inspection & Control	7,600.00			Transfer to Tax Title Liens or Foreclosed	11,075.12
Other Public Safety				Balance Outstanding Dec. 31, 1975	67,365.91
PUBLIC WORKS				PRIOR YEARS TAXES OUTSTANDING	
Streets and Drainage	175,900.00			Balance January 1, 1975	96,220.76
Sewers and Sewage Processing				Collected in 1975	87,573.88
Garbage and Trash Disposal	100,400.00			Cancelled, Abated or Adjusted 1975	320.00
Public Buildings and Grounds	40,000.00			Transfers to Tax Title Liens or Foreclosed	6,707.89
Other Public Works				Balance December 31, 1975	1,618.99
HEALTH and WELFARE				TAX TITLE LIENS OUTSTANDING	
Health Services Except Environmental	4,860.00			Balance January 1, 1975	25,494.63
Welfare-Public Assistance	13,580.00			Transfer From Taxes	18,711.07
Hospitals, Clinics, First Aid				Redeemed in 1975	14,239.67
Animal, Insect, & Rodent Control	3,100.00			Cancelled, Abated or Adjusted (1975)	
Other Welfare Services				Transfers to Foreclosed Property	
RECREATION and CONSERVATION				Balance December 31, 1975	29,966.03
Beaches and Boardwalks				PROPERTY ACQUIRED BY DEED OR	
Parks, Playgrounds, Shade Trees	25,800.00			FORECLOSURE	
Land Reclamation & Conservation	500.00			Balance January 1, 1975	131,000.00
Other Recreational Services	13,800.00			Transfers From Taxes or Liens	
EDUCATION (excluding schools)				Sale for Cash (1975)	
Libraries	12,000.00			Cancelled, Abated or Adjusted (1975)	
Other Educational Services				Balance December 31, 1975	131,000.00
STATUTORY EXPENDITURES				CURRENT FINANCES DECEMBER 31, 1975	
Pensions & F. I. C. A.	69,224.53			ASSETS	
Employee Fringe Benefits	25,000.00			Cash Dec. 31, 1975	710,814.57
Other Statutory Expenditures				Taxes Receivable	68,984.90
CETA And Other Public Employment Programs	127,543.14			Tax Title Liens	29,966.03
MUNICIPAL FUNCTIONS TOTAL	1,229,968.60			Foreclosed Property	131,000.00
CAPITAL IMPROVEMENTS *MEMO*	77,535.00			Emergencies & Other Deferred Charges	28.08
DEBT SERVICE				State and Federal Aid Receivable	39,993.00
Principal Payments	26,600.00			Other Receivables	4,581.86
Interest Payments	5,000.00			Total	985,368.44
DEFERRED CHARGES	1,300.00			LIABILITIES, RESERVES, AND SURPLUS	
SCHOOL, COUNTY, SPECIAL DISTRICT TAXES	1,108,586.63			Cash Liabilities	396,435.30
RESERVE FOR UNCOLLECTED TAXES	124,275.00			Reserves for Receivables	234,532.79
EXPENDITURES TOTAL	2,495,730.23			Surplus Dec. 31, 1975	354,400.35
				Total	985,368.44

1815

Population 1970 **1,935**
 Population 1975 **1,970**
 S & P Rating
 Moody Rating

General Tax Rate Per \$100. **2.97**
 State Equalized Tax Rate **1.94**

PEAPACK GLADSTONE BOROUGH –
 SOMERSET COUNTY

Form of Government:
 Borough Council
 Number of Members on Governing Body 6

PER CAPITA:
 Gross Debt **523.12**
 Net Debt **481.34**
 Debt Service **3.55**
 Total Tax Levy **462.21**
 Municipal Expenditures **262.42**

PER CENT:
 Gross Debt **2.41**
 Net Debt **2.21**
 Tax Levy Collected **98.12**
 Tax Levy Cancelled, Abated or Adjusted **.04**

EXPENDITURES		REVENUES-REALIZED		1975 PROPERTY TAX	
GENERAL GOVERNMENT				STATE EQUALIZED TAX RATE —→ .91	
Governing Body & Public Boards		1975 Property Taxes Collected	895,635.42	Local District School Taxes	428,089.12
Municipal Clerk		1975 Payments in Lieu of Taxes		Regional & Consolidated School Tax	
Financial Administration	7,850.00	Delinquent Tax & Lien Collections	18,355.51	School Taxes in Municipal Budget	
Assessment of Taxes	3,650.00	Business Personalty Replacement Taxes	20,169.98	County Taxes	220,169.76
Collection of Taxes	5,210.00	Taxes from Public Utilities	56,230.08	County Library Taxes	11,481.14
Planning, Housing & Development	9,570.00	Other Miscellaneous Tax Revenues		Local Municipal Purpose Taxes	242,627.48
Human Resources		State Aid Revenues	6,617.50	Veteran & Senior Citizen Taxes	10,870.00
Elections		Federal Aid Revenues		Total Taxes for Rate Computation	913,237.50
General Administration (other)	39,675.00	State and Local Fiscal Assistance Act Utilized	29,146.75	Special District Taxes	
JUDICIARY		Sale of Acquired Property		Bank Stock Taxes	5,236.17
Municipal Courts	6,800.00	Other Miscellaneous Revenues	45,381.25	Added and Omitted Taxes	2,947.73
PUBLIC SAFETY		Total	1,071,536.49	Total Taxes Levied - ABSTRACT	910,551.40
Fire Protection	19,500.00	Prior Years Surplus Appropriated	192,100.00	Total Taxes Billed	912,792.84
Police Protection	87,615.00	REVENUES TOTAL	1,263,636.49	1975 TAXES COLLECTED	895,635.42
Civil Defense & Disaster Control	500.00	Reserve For Uncollected Taxes	71,118.49	1975 Taxes Cancelled, Abated or Adjusted	370.00
Environmental Inspection & Control	1,800.00	CAPITAL OUTLAY TOTAL	107,851.59	Transfer to Tax Title Liens or Foreclosed	
Other Public Safety		Public Enterprises	93,587.59	Balance Outstanding Dec. 31, 1975	16,787.42
PUBLIC WORKS		Recreation—Culture		PRIOR YEARS TAXES OUTSTANDING	
Streets and Drainage	116,896.75	Public Works	4,819.00	Balance January 1, 1975	18,355.31
Sewers and Sewage Processing	27,000.00	Buildings and Grounds	9,445.00	Collected in 1975	18,355.31
Garbage and Trash Disposal	15,700.00	Library and Education		Cancelled, Abated or Adjusted 1975	
Public Buildings and Grounds	100.00	Conservation		Transfers to Tax Title Liens or Foreclosed	
Other Public Works		All Other		Balance December 31, 1975	
HEALTH and WELFARE		CAPITAL DEBT AUTHORIZED, DECEMBER 31, 1975		TAX TITLE LIENS OUTSTANDING	
Health Services Except Environmental	4,210.00	ISSUED AND UNISSUED GROSS DEBT NET DEBT		Balance January 1, 1975	
Welfare-Public Assistance	2,800.00	School 4,000		Transfer From Taxes	
Hospitals, Clinics, First Aid	400.00	Self-liquidating 638,250	559,934	Redeemed in 1975	
Animal, Insect, & Rodent Control		Other 388,300	388,300	Cancelled, Abated or Adjusted (1975)	
Other Welfare Services		Total 1,030,550	948,234	Transfers to Foreclosed Property	
RECREATION and CONSERVATION		ISSUED AND OUTSTANDING		Balance December 31, 1975	
Beaches and Boardwalks	4,000.00	School 4,000.00		PROPERTY ACQUIRED BY DEED OR	
Parks, Playgrounds, Shade Trees	9,431.50	Self-Liquidating 566,000.00		FORECLOSURE	
Land Reclamation & Conservation	9,060.40	Other 51,300.00		Balance January 1, 1975	
Other Recreational Services		Total 621,300.00		Transfers From Taxes or Liens	
EDUCATION (excluding schools)		EQUALIZED VALUATION BASIS		Sale for Cash (1975)	
Libraries	1,700.00	FOR NET DEBT COMPUTATION	42,826,394.67	Cancelled, Abated or Adjusted (1975)	
Other Educational Services		REAL PROPERTY VALUATIONS		Balance December 31, 1975	
STATUTORY EXPENDITURES		Code Class # of Parcels % VAL'N ASSESSED VALUATION		CURRENT FINANCES DECEMBER 31, 1975	
Pensions & F. I. C. A.	14,100.00	1 Vacant Land 98 5.62 1,720,000.00		ASSETS	
Employee Fringe Benefits	4,600.00	2 Residential 479 68.89 21,088,500.00		Cash Dec. 31, 1975	368,379.00
Other Statutory Expenditures		3 Farm 6 6.40 1,958,000.00		Taxes Receivable	16,787.42
CETA And Other Public Employment Programs		4a Commercial 35 15.32 4,691,000.00		Tax Title Liens	
MUNICIPAL FUNCTIONS TOTAL	392,168.65	4b Industrial 4 3.48 1,064,600.00		Foreclosed Property	
CAPITAL IMPROVEMENTS *MEMO*	20,000.00	4c Apartments 1 .29 88,200.00		Emergencies & Other Deferred Charges	
DEBT SERVICE		Total 683 30,610,300.00		State and Federal Aid Receivable	48,080.00
Principal Payments	3,000.00	Land Area 5.80 Sq. Miles		Other Receivables	2,416.59
Interest Payments	4,000.00	Net Valuation Taxable-Municipal	30,824,207.00	Total	435,663.01
DEFERRED CHARGES	46,671.71	Net Valuation Taxable-County	47,794,816.00	LIABILITIES, RESERVES, AND SURPLUS	
SCHOOL, COUNTY, SPECIAL DISTRICT TAXES	659,740.02	State Equalized Valuation	47,059,842.00	Cash Liabilities	151,248.73
RESERVE FOR UNCOLLECTED TAXES	71,118.49	State Equalization Ratio	65.35	Reserves for Receivables	19,204.01
EXPENDITURES TOTAL	1,176,698.87			Surplus Dec. 31, 1975	265,210.27
				Total	435,663.01

0328

Population 1970 **1,345**
 Population 1975 **1,440**
 S & P Rating
 Moody Rating

General Tax Rate Per \$100. **2.88**
 State Equalized Tax Rate **2.78**

PEMBERTON BOROUGH -- BURLINGTON CO.

Form of Government:

Borough Council

Number of Members on Governing Body 6

PER CAPITA:

Gross Debt **77.34**
 Net Debt **49.56**
 Debt Service
 Total Tax Levy **215.36**
 Municipal Expenditures **154.31**

PER CENT:

Gross Debt **1.12**
 Net Debt **.72**
 Tax Levy Collected **87.48**
 Tax Levy Cancelled, Abated or Adjusted **.61**

EXPENDITURES		REVENUES-REALIZED		1975 PROPERTY TAX	
GENERAL GOVERNMENT				STATE EQUALIZED TAX RATE \rightarrow	
Governing Body & Public Boards				Local District School Taxes 1.57	178,341.00
Municipal Clerk				Regional & Consolidated School Tax	
Financial Administration	4,750.00	1975 Property Taxes Collected		School Taxes in Municipal Budget	
Assessment of Taxes	2,700.00	1975 Payments in Lieu of Taxes		County Taxes .58	66,046.52
Collection of Taxes	2,660.00	Delinquent Tax & Lien Collections		County Library Taxes .02	2,724.16
Planning, Housing & Development	200.00	Business Personalty Replacement Taxes		Local Municipal Purpose Taxes .53	60,283.25
Human Resources		Taxes from Public Utilities		Veteran & Senior Citizen Taxes .06	6,750.00
Elections		Other Miscellaneous Tax Revenues		Total Taxes for Rate Computation 2.76	314,144.93
General Administration (other)	23,790.00	State Aid Revenues		Special District Taxes	
JUDICIARY		Federal Aid Revenues		Bank Stock Taxes	2,716.75
Municipal Courts	4,250.00	State and Local Fiscal Assistance Act Utilized		Added and Omitted Taxes	
PUBLIC SAFETY		Sole of Acquired Property		Total Taxes Levied - ABSTRACT	310,111.68
Fire Protection	9,550.00	Other Miscellaneous Revenues		Total Taxes Billed	311,931.46
Police Protection	35,700.00	Total		1975 TAXES COLLECTED	272,879.27
Civil Defense & Disaster Control	250.00	Prior Years Surplus Appropriated		1975 Taxes Cancelled, Abated or Adjusted	1,896.46
Environmental Inspection & Control	1,650.00	REVENUES TOTAL		Transfer to Tax Title Liens or Foreclosed	624.96
Other Public Safety		Reserve For Uncollected Taxes		Balance Outstanding Dec. 31, 1975	36,530.77
PUBLIC WORKS		CAPITAL OUTLAY TOTAL		PRIOR YEARS TAXES OUTSTANDING	
Streets and Drainage	24,861.00			Balance January 1, 1975	35,677.06
Sewers and Sewage Processing				Collected in 1975	35,257.26
Garbage and Trash Disposal	12,650.00			Cancelled, Abated or Adjusted 1975	419.80
Public Buildings and Grounds	3,150.00			Transfers to Tax Title Liens or Foreclosed	
Other Public Works				Balance December 31, 1975	
HEALTH and WELFARE				TAX TITLE LIENS OUTSTANDING	
Health Services Except Environmental	250.00			Balance January 1, 1975	4,789.78
Welfare-Public Assistance	310.00			Transfer From Taxes	624.96
Hospitals, Clinics, First Aid				Redeemed in 1975	1,380.10
Animal, Insect, & Rodent Control				Cancelled, Abated or Adjusted (1975)	
Other Welfare Services				Transfers to Foreclosed Property	
RECREATION and CONSERVATION				Balance December 31, 1975	4,034.64
Beaches and Boardwalks				PROPERTY ACQUIRED BY DEED OR	
Parks, Playgrounds, Shade Trees	1,650.00			FORECLOSURE	
Land Reclamation & Conservation				Balance January 1, 1975	
Other Recreational Services	200.00			Transfers From Taxes or Liens	
EDUCATION (excluding schools)				Sale for Cash (1975)	
Libraries	5,000.00			Cancelled, Abated or Adjusted (1975)	
Other Educational Services				Balance December 31, 1975	
STATUTORY EXPENDITURES				CURRENT FINANCES DECEMBER 31, 1975	
Pensions & F. I. C. A.	4,740.18			ASSETS	
Employee Fringe Benefits	1,279.55			Cash Dec. 31, 1975	78,762.10
Other Statutory Expenditures				Taxes Receivable	36,530.77
CETA And Other Public Employment Programs	22,620.00			Tax Title Liens	4,034.64
MUNICIPAL FUNCTIONS TOTAL	162,210.73			Foreclosed Property	
CAPITAL IMPROVEMENTS *MEMO*				Emergencies & Other Deferred Charges	8,386.89
DEBT SERVICE				State and Federal Aid Receivable	4,792.87
Principal Payments				Other Receivables	2,351.27
Interest Payments				Total	134,858.54
DEFERRED CHARGES	11,488.82			LIABILITIES, RESERVES, AND SURPLUS	
SCHOOL, COUNTY, SPECIAL DISTRICT TAXES	247,111.68			Cash Liabilities	51,685.06
RESERVE FOR UNCOLLECTED TAXES	48,500.00			Reserves for Receivables	42,916.68
EXPENDITURES TOTAL	469,311.23			Surplus Dec. 31, 1975	40,256.80
				Total	134,858.54

0329

Population 1970 **20,000**
 Population 1975 **21,285**
 S & P Rating
 Moody Rating

General Tax Rate Per \$100. **2.37**
 State Equalized Tax Rate **2.34**

PEMBERTON TOWNSHIP -- BURLINGTON CO.
 Form of Government:
 Township Committee
 Number of Members on Governing Body 5

PER-CAPITA: **426.60**
 Gross Debt **38.43**
 Net Debt **1.37**
 Debt Service **193.79**
 Total Tax Levy **120.26**
 Municipal Expenditures
 PER CENT: **6.33**
 Gross Debt **.57**
 Net Debt **88.90**
 Tax Levy Collected **1.35**
 Tax Levy Cancelled, Abated or Adjusted

EXPENDITURES		REVENUES-REALIZED		1975 PROPERTY TAX	
GENERAL GOVERNMENT				STATE EQUALIZED TAX RATE 1.15	
Governing Body & Public Boards		1975 Property Taxes Collected		Local District School Taxes	2,040,984.72
Municipal Clerk		3,690,810.61		Regional & Consolidated School Tax	
Financial Administration	15,500.00	1975 Payments in Lieu of Taxes		School Taxes in Municipal Budget	
Assessment of Taxes	38,100.00	Delinquent Tax & Lien Collections		County Taxes	936,385.64
Collection of Taxes	79,400.00	Business Personalty Replacement Taxes		County Library Taxes	38,624.35
Planning, Housing & Development	17,100.00	Taxes from Public Utilities		Local Municipal Purpose Taxes	1,017,594.87
Human Resources	3,000.00	Other Miscellaneous Tax Revenues		Veteran & Senior Citizen Taxes	131,720.00
Elections		State Aid Revenues		Total Taxes for Rate Computation	4,165,309.58
General Administration (other)	222,000.00	Federal Aid Revenues		Special District Taxes	
JUDICIARY		State and Local Fiscal Assistance Act Utilized		Bank Stock Taxes	4,666.13
Municipal Courts	17,900.00	Sale of Acquired Property		Added and Omitted Taxes	86,633.27
PUBLIC SAFETY		Other Miscellaneous Revenues		Total Taxes Levied - ABSTRACT	4,124,888.98
Fire Protection	46,500.00	Total		Total Taxes Billed	4,151,574.33
Police Protection	487,600.00	Prior Years Surplus Appropriated		1975 TAXES COLLECTED	3,690,810.61
Civil Defense & Disaster Control	1,000.00	REVENUES TOTAL		1975 Taxes Cancelled, Abated or Adjusted	55,844.07
Environmental Inspection & Control	19,600.00	Reserve For Uncollected Taxes		Transfer to Tax Title Liens or Foreclosed	43,916.51
Other Public Safety		CAPITAL OUTLAY TOTAL		Balance Outstanding Dec. 31, 1975	361,003.14
PUBLIC WORKS				PRIOR YEARS TAXES OUTSTANDING	
Streets and Drainage	484,800.00	Public Enterprises		Balance January 1, 1975	273,775.27
Sewers and Sewage Processing		Recreation—Culture		Collected in 1975	267,983.91
Garbage and Trash Disposal	35,000.00	Public Works		Cancelled, Abated or Adjusted 1975	1,708.52
Public Buildings and Grounds	99,600.00	Buildings and Grounds		Transfers to Tax Title Liens or Foreclosed	2,234.99
Other Public Works		Library and Education		Balance December 31, 1975	1,847.85
HEALTH and WELFARE		Conservation		TAX TITLE LIENS OUTSTANDING	
Health Services Except Environmental	11,580.00	All Other		Balance January 1, 1975	176,823.19
Welfare-Public Assistance	20,650.00	CAPITAL DEBT AUTHORIZED, DECEMBER 31, 1975		Transfer From Taxes	46,630.61
Hospitals, Clinics, First Aid		ISSUED AND UNISSUED GROSS DEBT NET DEBT		Redeemed in 1975	6,141.29
Animal, Insect, & Rodent Control	5,000.00	School 7,218,000 465,022		Cancelled, Abated or Adjusted (1975)	
Other Welfare Services		Self-liquidating 1,509,164		Transfers to Foreclosed Property	4,119.47
RECREATION and CONSERVATION		Other 353,000 353,000		Balance December 31, 1975	213,193.04
Beaches and Boardwalks		Total 9,080,164 818,022		PROPERTY ACQUIRED BY DEED OR	
Parks, Playgrounds, Shade Trees		ISSUED AND OUTSTANDING		FORECLOSURE	
Land Reclamation & Conservation		School 7,218,000.00		Balance January 1, 1975	299,247.33
Other Recreational Services	39,200.00	Self-liquidating 1,162,000.00		Transfers From Taxes or Liens	4,119.47
EDUCATION (excluding schools)		Other 180,000.00		Sale for Cash (1975)	8,940.00
Libraries	70,000.00	Total 8,560,000.00		Cancelled, Abated or Adjusted (1975)	4,960.00
Other Educational Services	1,428.25	EQUALIZED VALUATION BASIS		Balance December 31, 1975	289,466.80
STATUTORY EXPENDITURES		FOR NET DEBT COMPUTATION		CURRENT FINANCES DECEMBER 31, 1975	
Pensions & F. I. C. A.	98,400.00	REAL PROPERTY VALUATIONS		ASSETS	
Employee Fringe Benefits	45,400.00	Code Class # of Parcels % VAL'N		Cash Dec. 31, 1975	363,162.76
Other Statutory Expenditures		ASSESSED VALUATION		Taxes Receivable	362,850.99
CETA And Other Public Employment Programs	238,132.15	1 Vacant Land 6159 10.42 18,073,052.00		Tax Title Liens	213,193.04
MUNICIPAL FUNCTIONS TOTAL	2,096,890.40	2 Residential 5849 76.03 131,922,911.00		Foreclosed Property	289,466.80
CAPITAL IMPROVEMENTS *MEMO*	15,000.00	3 Farm 489 3.72 6,460,440.00		Emergencies & Other Deferred Charges	44,800.00
DEBT SERVICE		4a Commercial 154 5.48 9,508,050.00		State and Federal Aid Receivable	9,953.98
Principal Payments	15,000.00	4b Industrial 7 .80 1,392,350.00		Other Receivables	227,151.04
Interest Payments	14,262.50	4c Apartments 42 3.55 6,166,650.00		Total	1,510,578.61
DEFERRED CHARGES	39,016.19	Total 12700 173,523,453.00		LIABILITIES, RESERVES, AND SURPLUS	
SCHOOL, COUNTY, SPECIAL DISTRICT TAXES	3,015,994.71	Land Area 64.67 Sq. Miles		Cash Liabilities	394,740.94
RESERVE FOR UNCOLLECTED TAXES	394,651.95	Net Valuation Taxable-Municipal		Reserves for Receivables	1,001,078.32
EXPENDITURES TOTAL	5,575,815.75	Net Valuation Taxable-County		Surplus Dec. 31, 1975	114,759.35
		State Equalized Valuation		Total	1,510,578.61
		State Equalization Ratio			

1108

Population 1970 **2,160**
 Population 1975 **2,165**
 S & P Rating
 Moody Rating

General Tax Rate Per \$100. **3.48**
 State Equalized Tax Rate **2.81**

PENNINGTON BOROUGH — MERCER COUNTY

Form of Government:
 Borough Council
 Number of Members on Governing Body 6

PER CAPITA:
 Gross Debt **1,311.72**
 Net Debt **1,188.91**
 Debt Service **.82**
 Total Tax Levy **441.68**
 Municipal Expenditures **158.26**

PER CENT:
 Gross Debt **9.30**
 Net Debt **8.43**
 Tax Levy Collected **96.53**
 Tax Levy Cancelled, Abated or Adjusted **.07**

EXPENDITURES		REVENUES-REALIZED		1975 PROPERTY TAX	
GENERAL GOVERNMENT				STATE EQUALIZED TAX RATE →	
Governing Body & Public Boards		1975 Property Taxes Collected	923,549.61	Local District School Taxes	
Municipal Clerk		1975 Payments in Lieu of Taxes		Regional & Consolidated School Tax 1.53	521,041.01
Financial Administration	4,695.70	Delinquent Tax & Lien Collections	23,587.07	School Taxes in Municipal Budget	
Assessment of Taxes	2,688.41	Business Personalty Replacement Taxes	18,172.01	County Taxes	.89
Collection of Taxes	2,311.59	Taxes from Public Utilities	52,943.09	County Library Taxes	
Planning, Housing & Development	8,200.00	Other Miscellaneous Tax Revenues		Local Municipal Purpose Taxes	.36
Human Resources		State Aid Revenues	23,444.80	Veteran & Senior Citizen Taxes	.04
Elections	300.00	Federal Aid Revenues		Total Taxes for Rate Computation	2.82
General Administration (other)	24,212.89	State and Local Fiscal Assistance Act Utilized	8,807.53	Special District Taxes	
JUDICIARY		Sale of Acquired Property		Bank Stock Taxes	5,800.62
Municipal Courts	7,000.00	Other Miscellaneous Revenues	40,805.12	Added and Omitted Taxes	2,752.43
PUBLIC SAFETY		Total	1,091,309.23	Total Taxes Levied - ABSTRACT	956,241.41
Fire Protection	7,900.00	Prior Years Surplus Appropriated	59,850.00	Total Taxes Billed	956,745.47
Police Protection	37,504.30	REVENUES TOTAL	1,151,159.23	1975 TAXES COLLECTED	923,549.61
Civil Defense & Disaster Control	200.00	Reserve For Uncollected Taxes	91,010.93	1975 Taxes Cancelled, Abated or Adjusted	658.34
Environmental Inspection & Control	900.00	CAPITAL OUTLAY TOTAL	18,112.55	Transfer to Tax Title Liens or Foreclosed	952.24
Other Public Safety				Balance Outstanding Dec. 31, 1975	31,585.28
PUBLIC WORKS		Public Enterprises	18,112.55	PRIOR YEARS TAXES OUTSTANDING	
Streets and Drainage	67,900.00	Recreation—Culture		Balance January 1, 1975	24,790.21
Sewers and Sewage Processing	17,000.00	Public Works		Collected in 1975	22,820.71
Garbage and Trash Disposal	19,829.74	Buildings and Grounds		Cancelled, Abated or Adjusted 1975	308.76
Public Buildings and Grounds	9,885.95	Library and Education		Transfers to Tax Title Liens or Foreclosed	
Other Public Works		Conservation		Balance December 31, 1975	1,660.74
HEALTH and WELFARE		All Other		TAX TITLE LIENS OUTSTANDING	
Health Services Except Environmental	2,000.00	CAPITAL DEBT AUTHORIZED, DECEMBER 31, 1975		Balance January 1, 1975	3,021.35
Welfare-Public Assistance	210.00	ISSUED AND UNISSUED GROSS DEBT		Transfer From Taxes	952.24
Hospitals, Clinics, First Aid		School	265,863	Redeemed in 1975	766.36
Animal, Insect, & Rodent Control		Self-liquidating	8,000	Cancelled, Abated or Adjusted (1975)	
Other Welfare Services		Other	2,566,000	Transfers to Foreclosed Property	
RECREATION and CONSERVATION		Total	2,839,863	Balance December 31, 1975	3,207.23
Beaches and Boardwalks		ISSUED AND OUTSTANDING		PROPERTY ACQUIRED BY DEED OR	
Parks, Playgrounds, Shade Trees	4,871.42	School	265,863.00	FORECLOSURE	
Land Reclamation & Conservation		Self-Liquidating	8,000.00	Balance January 1, 1975	2,860.00
Other Recreational Services	400.00	Other		Transfers From Taxes or Liens	
EDUCATION (excluding schools)		Total	273,863.00	Sale for Cash (1975)	
Libraries	10,060.00	EQUALIZED VALUATION BASIS		Cancelled, Abated or Adjusted (1975)	
Other Educational Services		FOR NET DEBT COMPUTATION	30,551,433.33	Balance December 31, 1975	2,860.00
STATUTORY EXPENDITURES		REAL PROPERTY VALUATIONS		CURRENT FINANCES DECEMBER 31, 1975	
Pensions & F. I. C. A.	12,898.48	Code Class # of Parcels % VAL'N		ASSETS	
Employee Fringe Benefits	1,800.00	1 Vacant Land 107 3.00	807,175.00	Cash Dec. 31, 1975	257,105.29
Other Statutory Expenditures		2 Residential 591 84.27	22,683,900.00	Taxes Receivable	33,246.02
CETA And Other Public Employment Programs		3 Farm 7 .79	212,750.00	Tax Title Liens	3,207.23
MUNICIPAL FUNCTIONS TOTAL	242,768.48	4a Commercial 42 10.65	2,867,725.00	Foreclosed Property	2,860.00
CAPITAL IMPROVEMENTS *MEMO*		4b Industrial 4 1.29	347,100.00	Emergencies & Other Deferred Charges	144,464.59
DEBT SERVICE		4c Apartments		State and Federal Aid Receivable	62,531.65
Principal Payments	1,700.00	Total 751	26,918,650.00	Other Receivables	13,188.54
Interest Payments	75.65	Land Area .99 Sq. Miles		Total	516,603.32
DEFERRED CHARGES	7,077.59	Net Valuation Taxable-Municipal	27,599,822.00	LIABILITIES, RESERVES, AND SURPLUS	
SCHOOL, COUNTY, SPECIAL DISTRICT TAXES	823,379.64	Net Valuation Taxable-County	32,405,452.00	Cash Liabilities	225,822.30
RESERVE FOR UNCOLLECTED TAXES	91,010.93	State Equalized Valuation	33,903,128.00	Reserves for Receivables	52,501.79
EXPENDITURES TOTAL	1,166,012.29	State Equalization Ratio	81.03	Surplus Dec. 31, 1975	238,279.23
				Total	516,603.32

1707

Population 1970 5,750
 Population 1975 5,205
 S & P Rating
 Moody Rating

General Tax Rate Per \$100. 6.28
 State Equalized Tax Rate 4.34

PENNS GROVE BOROUGH — SALEM COUNTY

Form of Government:

Borough Council

Number of Members on Governing Body 6

PER CAPITA:

Gross Debt 115.58
 Net Debt 1.81
 Debt Service .03
 Total Tax Levy 191.87
 Municipal Expenditures 119.97

PER CENT:

Gross Debt 3.22
 Net Debt .05
 Tax Levy Collected 89.26
 Tax Levy Cancelled, Abated or Adjusted .04

EXPENDITURES		REVENUES-REALIZED		1975 PROPERTY TAX	
GENERAL GOVERNMENT				STATE EQUALIZED TAX RATE	
Governing Body & Public Boards		1975 Property Taxes Collected	1,062,665.70	Local District School Taxes	
Municipal Clerk		1975 Payments in Lieu of Taxes		Regional & Consolidated School Tax 2.54	706,170.86
Financial Administration	8,400.00	Delinquent Tax & Lien Collections	103,236.38	School Taxes in Municipal Budget	
Assessment of Taxes	4,950.00	Business Personalty Replacement Taxes	54,297.84	County Taxes .85	237,714.35
Collection of Taxes	9,300.00	Taxes from Public Utilities	98,766.25	County Library Taxes	
Planning, Housing & Development	5,700.00	Other Miscellaneous Tax Revenues		Local Municipal Purpose Taxes .85	236,562.19
Human Resources		State Aid Revenues	20,903.00	Veteran & Senior Citizen Taxes .09	26,420.00
Elections		Federal Aid Revenues		Total Taxes for Rate Computation 4.33	1,206,867.40
General Administration (other)	50,482.33	State and Local Fiscal Assistance Act Utilized	91,643.01	Special District Taxes	
JUDICIARY		Sale of Acquired Property		Bank Stock Taxes	7,478.21
Municipal Courts	11,000.00	Other Miscellaneous Revenues	56,981.10	Added and Omitted Taxes	2,652.86
PUBLIC SAFETY		Total	1,488,493.28	Total Taxes Levied - ABSTRACT	1,190,578.47
Fire Protection	19,665.00	Prior Years Surplus Appropriated	134,800.00	Total Taxes Billed	1,190,578.47
Police Protection	277,700.00	REVENUES TOTAL	1,623,293.28	1975 TAXES COLLECTED	1,062,665.70
Civil Defense & Disaster Control	400.00	Reserve For Uncollected Taxes	125,488.82	1975 Taxes Cancelled, Abated or Adjusted	453.33
Environmental Inspection & Control	6,700.00	CAPITAL OUTLAY TOTAL	3,895.00	Transfer to Tax Title Liens or Foreclosed	25,004.90
Other Public Safety				Balance Outstanding Dec. 31, 1975	102,454.54
PUBLIC WORKS				PRIOR YEARS TAXES OUTSTANDING	
Streets and Drainage	121,135.00	Public Enterprises		Balance January 1, 1975	90,153.58
Sewers and Sewage Processing		Recreation—Culture		Collected in 1975	86,788.86
Garbage and Trash Disposal	25,500.00	Public Works	3,895.00	Cancelled, Abated or Adjusted 1975	
Public Buildings and Grounds	17,500.00	Buildings and Grounds		Transfers to Tax Title Liens or Foreclosed	3,364.72
Other Public Works		Library and Education		Balance December 31, 1975	
HEALTH and WELFARE		Conservation		TAX TITLE LIENS OUTSTANDING	
Health Services Except Environmental	9,000.00	All Other		Balance January 1, 1975	54,143.06
Welfare-Public Assistance	4,025.00	CAPITAL DEBT AUTHORIZED, DECEMBER 31, 1975		Transfer From Taxes	26,869.38
Hospitals, Clinics, First Aid	1,000.00	ISSUED AND UNISSUED GROSS DEBT NET DEBT		Redeemed in 1975	16,447.52
Animal, Insect, & Rodent Control	1,800.00	School 705,956		Cancelled, Abated or Adjusted (1975)	
Other Welfare Services		Self-Liquidating 11,205	11,205	Transfers to Foreclosed Property	
RECREATION and CONSERVATION		Other 717,161	11,205	Balance December 31, 1975	64,564.92
Beaches and Boardwalks		ISSUED AND OUTSTANDING		PROPERTY ACQUIRED BY DEED OR FORECLOSURE	
Parks, Playgrounds, Shade Trees	100.00	School 705,956.00		Balance January 1, 1975	16,200.00
Land Reclamation & Conservation		Self-Liquidating		Transfers From Taxes or Liens	
Other Recreational Services	8,500.00	Other 705,956.00		Sale for Cash (1975)	
EDUCATION (excluding schools)		Total 705,956.00		Cancelled, Abated or Adjusted (1975)	
Libraries	7,000.00	EQUALIZED VALUATION BASIS		Balance December 31, 1975	16,200.00
Other Educational Services		FOR NET DEBT COMPUTATION	22,300,505.67	CURRENT FINANCES DECEMBER 31, 1975	
STATUTORY EXPENDITURES		REAL PROPERTY VALUATIONS		ASSETS	
Pensions & F. I. C. A.	25,600.00	Code Class # of Parcels % VAL'N	ASSESSED VALUATION	Cash Dec. 31, 1975	277,018.53
Employee Fringe Benefits		1 Vacant Land 304 2.40	421,450.00	Taxes Receivable	102,454.54
Other Statutory Expenditures		2 Residential 1322 66.44	11,680,750.00	Tax Title Liens	64,564.92
CETA And Other Public Employment Programs	615,457.33	3 Farm 1	500.00	Foreclosed Property	16,200.00
MUNICIPAL FUNCTIONS TOTAL	10,000.00	4a Commercial 121 22.28	3,917,600.00	Emergencies & Other Deferred Charges	244.03
CAPITAL IMPROVEMENTS *MEMO*		4b Industrial		State and Federal Aid Receivable	15,000.00
DEBT SERVICE		4c Apartments 11 8.88	1,561,150.00	Other Receivables	12,734.22
Principal Payments		Total 1759	17,581,450.00	Total	488,216.24
Interest Payments	200.00	Land Area .90 Sq. Miles		LIABILITIES, RESERVES, AND SURPLUS	
DEFERRED CHARGES	3,278.09	Net Valuation Taxable-Municipal	19,247,415.00	Cash Liabilities	84,112.16
SCHOOL, COUNTY, SPECIAL DISTRICT TAXES	943,885.21	Net Valuation Taxable-County	25,865,025.00	Reserves for Receivables	195,953.68
RESERVE FOR UNCOLLECTED TAXES	125,488.82	State Equalized Valuation	27,076,470.00	Surplus Dec. 31, 1975	208,150.40
EXPENDITURES TOTAL	1,688,309.45	State Equalization Ratio	69.19	Total	488,216.24

0427

Population 1970 **36,440**
 Population 1975 **36,955**
 S & P Rating **A**
 Moody Rating **BAA-1**

General Tax Rate Per \$100. **2.99**
 State Equalized Tax Rate **3.10**

PENNSAUKEN TOWNSHIP -- CAMDEN COUNTY

Form of Government:

Township Council

Number of Members on Governing Body 5

PER CAPITA:

Gross Debt **307.10**
 Net Debt **118.43**
 Debt Service **10.50**
 Total Tax Levy **411.25**
 Municipal Expenditures **162.92**

PER CENT:

Gross Debt **2.57**
 Net Debt **.99**
 Tax Levy Collected **92.98**
 Tax Levy Cancelled, Abated or Adjusted **1.46**

EXPENDITURES		REVENUES-REALIZED		1975 PROPERTY TAX	
GENERAL GOVERNMENT				STATE EQUALIZED TAX RATE 3.10	
Governing Body & Public Boards		1975 Property Taxes Collected	14,211,874.36	Local District School Taxes 1.53	7,582,796.75
Municipal Clerk		1975 Payments in Lieu of Taxes		Regional & Consolidated School Tax	
Financial Administration	60,431.09	Delinquent Tax & Lien Collections	448,503.28	School Taxes in Municipal Budget	
Assessment of Taxes	54,920.00	Business Personalty Replacement Taxes	858,693.71	County Taxes 1.06	5,271,284.77
Collection of Taxes	64,500.00	Taxes from Public Utilities	1,330,787.57	County Library Taxes	
Planning, Housing & Development	11,875.00	Other Miscellaneous Tax Revenues		Local Municipal Purpose Taxes .45	2,216,175.90
Human Resources		State Aid Revenues	30,044.44	Veteran & Senior Citizen Taxes .06	279,500.00
Elections		Federal Aid Revenues	293,045.81	Total Taxes for Rate Computation 3.10	15,349,757.42
General Administration (other)	352,775.00	State and Local Fiscal Assistance Act Utilized	352,647.76	Special District Taxes	
JUDICIARY		Sale of Acquired Property	12,586.43	Bank Stock Taxes	23,093.10
Municipal Courts	67,490.00	Other Miscellaneous Revenues	544,634.89	Added and Omitted Taxes	104,337.27
PUBLIC SAFETY		Total	18,082,818.25	Total Taxes Levied - ABSTRACT	15,197,687.79
Fire Protection	250,767.00	Prior Years Surplus Appropriated	300,000.00	Total Taxes Billed	15,285,149.37
Police Protection	1,487,961.00	REVENUES TOTAL	18,382,818.25	1975 TAXES COLLECTED	14,211,874.36
Civil Defense & Disaster Control	3,500.00	Reserve For Uncollected Taxes	897,185.06	1975 Taxes Cancelled, Abated or Adjusted	222,829.39
Environmental Inspection & Control		CAPITAL OUTLAY TOTAL	556,589.77	Transfer to Tax Title Liens or Foreclosed	164,849.55
Other Public Safety				Balance Outstanding Dec. 31, 1975	685,596.07
PUBLIC WORKS				PRIOR YEARS TAXES OUTSTANDING	
Streets and Drainage	566,755.30	Public Enterprises		Balance January 1, 1975	589,380.48
Sewers and Sewage Processing		Recreation—Culture		Collected in 1975	427,351.95
Garbage and Trash Disposal	546,700.00	Public Works	556,412.44	Cancelled, Abated or Adjusted 1975	22,710.78
Public Buildings and Grounds	51,341.00	Buildings and Grounds	177.33	Transfers to Tax Title Liens or Foreclosed	116,539.22
Other Public Works		Library and Education		Balance December 31, 1975	22,778.53
HEALTH and WELFARE		Conservation		TAX TITLE LIENS OUTSTANDING	
Health Services Except Environmental	29,475.00	All Other		Balance January 1, 1975	59,918.66
Welfare-Public Assistance	18,100.00	CAPITAL DEBT AUTHORIZED, DECEMBER 31, 1975		Transfer From Taxes	281,388.77
Hospitals, Clinics, First Aid		ISSUED AND UNISSUED		Redeemed in 1975	21,151.33
Animal, Insect, & Rodent Control		School	5,015,000	Cancelled, Abated or Adjusted (1975)	
Other Welfare Services		Self-liquidating	1,523,477	Transfers to Foreclosed Property	
RECREATION and CONSERVATION		Other	4,810,579	Balance December 31, 1975	320,156.10
Beaches and Boardwalks		Total	11,349,056	PROPERTY ACQUIRED BY DEED OR FORECLOSURE	
Parks, Playgrounds, Shade Trees	2,900.00	ISSUED AND OUTSTANDING		Balance January 1, 1975	258,508.93
Land Reclamation & Conservation	171,888.00	School	5,015,000.00	Transfers From Taxes or Liens	
Other Recreational Services		Self-Liquidating	1,523,477.00	Sale for Cash (1975)	12,586.43
EDUCATION (excluding schools)		Other	4,210,900.00	Cancelled, Abated or Adjusted (1975)	
Libraries	154,970.00	Total	10,749,377.00	Balance December 31, 1975	245,922.50
Other Educational Services	11,500.00	EQUALIZED VALUATION BASIS		CURRENT FINANCES DECEMBER 31, 1975	
STATUTORY EXPENDITURES		FOR NET DEBT COMPUTATION	442,029,497.00	ASSETS	
Pensions & F. I. C. A.	164,339.15	REAL PROPERTY VALUATIONS		Cash Dec. 31, 1975	1,364,406.47
Employee Fringe Benefits	85,969.46	Code Class # of Parcels % VAL'N		Taxes Receivable	708,374.60
Other Statutory Expenditures		1 Vacant Land 918 3.88	19,792,000.00	Tax Title Liens	320,156.10
CETA And Other Public Employment Programs	366,722.00	2 Residential 9729 48.97	249,520,000.00	Foreclosed Property	245,922.50
MUNICIPAL FUNCTIONS TOTAL	4,524,879.00	3 Farm		Emergencies & Other Deferred Charges	227,354.77
CAPITAL IMPROVEMENTS * MEMO	8,000.00	4a Commercial 692 35.33	180,057,600.00	State and Federal Aid Receivable	6,629.65
DEBT SERVICE		4b Industrial 34 8.59	43,791,200.00	Other Receivables	47,245.81
Principal Payments	194,000.00	4c Apartments 27 3.22	16,425,000.00	Total	2,920,089.90
Interest Payments	193,885.00	Total	509,585,800.00	LIABILITIES, RESERVES, AND SURPLUS	
DEFERRED CHARGES	210,843.44	Land Area 10.56 Sq. Miles		Cash Liabilities	825,008.35
SCHOOL, COUNTY, SPECIAL DISTRICT TAXES	12,854,081.52	Net Valuation Taxable-Municipal	514,242,433.00	Reserves for Receivables	1,321,699.01
RESERVE FOR UNCOLLECTED TAXES	897,185.06	Net Valuation Taxable-County	491,361,331.00	Surplus Dec. 31, 1975	773,382.54
EXPENDITURES TOTAL	18,874,874.02	State Equalized Valuation	495,860,127.00	Total	2,920,089.90
		State Equalization Ratio	103.77		

1708

Population 1970 13,315
 Population 1975 14,375
 S & P Rating
 Moody Rating

General Tax Rate Per \$100.
 3.82
 State Equalized Tax Rate
 2.72

PENNSVILLE TOWNSHIP -- SALEM COUNTY

Form of Government:

Township Council

Number of Members on Governing Body 5

PER CAPITA:

Gross Debt 74.02
 Net Debt 17.39
 Debt Service .14
 Total Tax Levy 339.37
 Municipal Expenditures 330.13

PER CENT:

Gross Debt .68
 Net Debt .16
 Tax Levy Collected 89.92
 Tax Levy Cancelled, Abated
 or Adjusted .15

EXPENDITURES		REVENUES-REALIZED		1975 PROPERTY TAX	
GENERAL GOVERNMENT				STATE EQUALIZED TAX RATE	
Governing Body & Public Boards	14,000.00	1975 Property Taxes Collected	4,394,485.42	Local District School Taxes	1.58 2,861,256.60
Municipal Clerk	12,145.00	1975 Payments in Lieu of Taxes		Regional & Consolidated School Tax	
Financial Administration	22,850.00	Delinquent Tax & Lien Collections	374,175.27	School Taxes in Municipal Budget	
Assessment of Taxes	14,820.00	Business Personality Replacement Taxes	1,852,361.15	County Taxes	1.10 1,987,191.48
Collection of Taxes	31,455.00	Taxes from Public Utilities	1,961,269.76	County Library Taxes	
Planning, Housing & Development	11,350.00	Other Miscellaneous Tax Revenues		Local Municipal Purpose Taxes	-7,010.06
Human Resources		State Aid Revenues	218,436.50	Veteran & Senior Citizen Taxes	.05 85,985.00
Elections		Federal Aid Revenues		Total Taxes for Rate Computation	2.73 4,927,423.02
General Administration (other)	94,580.00	State and Local Fiscal Assistance Act Utilized	188,937.00	Special District Taxes	
JUDICIARY		Sale of Acquired Property	14,760.00	Bank Stock Taxes	7,010.06
Municipal Courts	25,365.00	Other Miscellaneous Revenues	91,586.30	Added and Omitted Taxes	29,936.94
PUBLIC SAFETY		Total	9,096,061.40	Total Taxes Levied - ABSTRACT	4,878,385.92
Fire Protection	55,231.72	Prior Years Surplus Appropriated	600,000.00	Total Taxes Billed	4,887,090.19
Police Protection	493,408.00	REVENUES TOTAL	9,696,061.40	1975 TAXES COLLECTED	4,394,485.42
Civil Defense & Disaster Control	4,025.00	Reserve For Uncollected Taxes	439,313.70	1975 Taxes Cancelled, Abated or Adjusted	7,304.26
Environmental Inspection & Control	8,400.00	CAPITAL OUTLAY TOTAL	100,233.19	Transfer to Tax Title Liens or Foreclosed	33,960.62
Other Public Safety				Balance Outstanding Dec. 31, 1975	451,339.89
PUBLIC WORKS				PRIOR YEARS TAXES OUTSTANDING	
Streets and Drainage	921,714.85	Public Enterprises	75.00	Balance January 1, 1975	370,934.76
Sewers and Sewage Processing	80,302.28	Recreation—Culture		Collected in 1975	362,351.06
Garbage and Trash Disposal	117,300.00	Public Works	67,782.53	Cancelled, Abated or Adjusted 1975	1,317.60
Public Buildings and Grounds	66,500.00	Buildings and Grounds	32,375.66	Transfers to Tax Title Liens or Foreclosed	7,266.10
Other Public Works		Library and Education		Balance December 31, 1975	
HEALTH and WELFARE		Conservation		TAX TITLE LIENS OUTSTANDING	
Health Services Except Environmental	25,845.00	All Other		Balance January 1, 1975	29,445.39
Welfare-Public Assistance	6,800.00	CAPITAL DEBT AUTHORIZED, DECEMBER 31, 1975		Transfer From Taxes	41,226.72
Hospitals, Clinics, First Aid	7,500.00	ISSUED AND UNISSUED GROSS DEBT NET DEBT		Redeemed in 1975	11,824.21
Animal, Insect, & Rodent Control	10,200.00	School 814,000		Cancelled, Abated or Adjusted (1975)	
Other Welfare Services		Self-Liquidating 250,000	250,000	Transfers to Foreclosed Property	
RECREATION and CONSERVATION		Other		Balance December 31, 1975	58,847.90
Beaches and Boardwalks	20,600.00	Total 1,064,000	250,000	PROPERTY ACQUIRED BY DEED OR FORECLOSURE	
Parks, Playgrounds, Shade Trees		ISSUED AND OUTSTANDING		Balance January 1, 1975	62,529.00
Land Reclamation & Conservation		School 814,000.00		Transfers From Taxes or Liens	
Other Recreational Services	90,400.00	Self-Liquidating 250,000.00		Sale for Cash (1975)	14,760.00
EDUCATION (excluding schools)		Other		Cancelled, Abated or Adjusted (1975)	
Libraries	35,000.00	Total 1,064,000.00		Balance December 31, 1975	47,769.00
Other Educational Services	1,600,000.00	EQUALIZED VALUATION BASIS		CURRENT FINANCES DECEMBER 31, 1975	
STATUTORY EXPENDITURES		FOR NET DEBT COMPUTATION	155,950,372.33	ASSETS	
Pensions & F. I. C. A.	100,400.00	REAL PROPERTY VALUATIONS		Cash Dec. 31, 1975	920,586.13
Employee Fringe Benefits	49,000.00	Code Class # of Parcels % VAL'N		Taxes Receivable	451,339.89
Other Statutory Expenditures		1 Vacant Land 1857 2.85	3,629,900.00	Tax Title Liens	58,847.90
CETA And Other Public Employment Programs		2 Residential 3980 43.76	55,794,600.00	Foreclosed Property	47,769.00
MUNICIPAL FUNCTIONS TOTAL	3,919,191.85	3 Farm 125 .99	1,270,000.00	Emergencies & Other Deferred Charges	6,755.29
CAPITAL IMPROVEMENTS *MEMO*	5,000.00	4a Commercial 185 6.76	8,619,100.00	State and Federal Aid Receivable	96,593.41
DEBT SERVICE		4b Industrial 7 44.06	56,167,850.00	Other Receivables	46,260.32
Principal Payments		4c Apartments 6 1.58	2,012,800.00	Total	1,628,151.94
Interest Payments	2,000.00	Total 6160	127,494,250.00	LIABILITIES, RESERVES, AND SURPLUS	
DEFERRED CHARGES	385,174.15	Land Area 23.10 Sq. Miles		Cash Liabilities	103,783.71
SCHOOL, COUNTY, SPECIAL DISTRICT TAXES	4,848,448.08	Net Valuation Taxable-Municipal	129,251,264.00	Reserves for Receivables	604,217.11
RESERVE FOR UNCOLLECTED TAXES	439,313.70	Net Valuation Taxable-County	214,112,393.00	Surplus Dec. 31, 1975	920,151.12
EXPENDITURES TOTAL	9,594,127.78	State Equalized Valuation	180,550,209.00	Total	1,628,151.94
		State Equalization Ratio	71.31		

1431

Population 1970 **14,380**
 Population 1975 **14,710**
 S & P Rating
 Moody Rating

General Tax Rate Per \$100. **4.30**
 State Equalized Tax Rate **3.01**

PEQUANNOCK TOWNSHIP — MORRIS COUNTY
 Form of Government:
 Council-Manager Plan E (OMCL50)
 Number of Members on Governing Body 5

PER CAPITA:
 Gross Debt **311.39**
 Net Debt **84.52**
 Debt Service **7.91**
 Total Tax Levy **422.93**
 Municipal Expenditures **152.21**
 PER CENT:
 Gross Debt **2.43**
 Net Debt **.66**
 Tax Levy Collected **97.48**
 Tax Levy Cancelled, Abated or Adjusted **.16**

EXPENDITURES		REVENUES-REALIZED		1975 PROPERTY TAX	
GENERAL GOVERNMENT				STATE EQUALIZED TAX RATE 2.13	
Governing Body & Public Boards		1975 Property Taxes Collected	6,069,866.20	Local District School Taxes	4,432,793.50
Municipal Clerk		1975 Payments in Lieu of Taxes		Regional & Consolidated School Tax	
Financial Administration	26,934.00	Delinquent Tax & Lien Collections	103,792.21	School Taxes in Municipal Budget	
Assessment of Taxes	18,021.00	Business Personalty Replacement Taxes	90,353.20	County Taxes	.42 867,623.29
Collection of Taxes	18,539.00	Taxes from Public Utilities	242,729.30	County Library Taxes	
Planning, Housing & Development	32,690.00	Other Miscellaneous Tax Revenues		Local Municipal Purpose Taxes	.43 890,162.08
Human Resources	7,485.00	State Aid Revenues	34,133.56	Veteran & Senior Citizen Taxes	.04 87,850.00
Elections		Federal Aid Revenues	8,004.85	Total Taxes for Rate Computation	3.02 6,278,428.87
General Administration (other)	182,044.00	State and Local Fiscal Assistance Act Utilized	140,308.27	Special District Taxes	
JUDICIARY		Sale of Acquired Property		Bank Stock Taxes	6,006.66
Municipal Courts	9,690.00	Other Miscellaneous Revenues	331,175.73	Added and Omitted Taxes	24,754.24
PUBLIC SAFETY		Total	7,020,363.32	Total Taxes Levied - ABSTRACT	6,221,339.77
Fire Protection	29,055.00	Prior Years Surplus Appropriated	426,000.00	Total Taxes Billed	6,226,504.66
Police Protection	458,167.00	REVENUES TOTAL	7,446,363.32	1975 TAXES COLLECTED	6,069,866.20
Civil Defense & Disaster Control	2,285.00	Reserve For Uncollected Taxes	347,090.27	1975 Taxes Cancelled, Abated or Adjusted	9,769.70
Environmental Inspection & Control	11,469.00	CAPITAL OUTLAY TOTAL	489,504.53	Transfer to Tax Title Liens or Foreclosed	37,431.65
Other Public Safety				Balance Outstanding Dec. 31, 1975	109,437.11
PUBLIC WORKS				PRIOR YEARS TAXES OUTSTANDING	
Streets and Drainage	233,663.00	Public Enterprises		Balance January 1, 1975	131,259.82
Sewers and Sewage Processing	5,000.00	Recreation—Culture	408,752.83	Collected in 1975	103,329.95
Garbage and Trash Disposal		Public Works		Cancelled, Abated or Adjusted 1975	32.00
Public Buildings and Grounds	68,075.00	Buildings and Grounds	80,751.70	Transfers to Tax Title Liens or Foreclosed	27,737.87
Other Public Works	32,990.00	Library and Education		Balance December 31, 1975	160.00
HEALTH and WELFARE		Conservation		TAX TITLE LIENS OUTSTANDING	
Health Services Except Environmental	146,768.00	All Other		Balance January 1, 1975	71,187.90
Welfare-Public Assistance	1,567.00	CAPITAL DEBT AUTHORIZED, DECEMBER 31, 1975		Transfer From Taxes	68,201.02
Hospitals, Clinics, First Aid	3,000.00	ISSUED AND UNISSUED		Redeemed in 1975	462.26
Animal, Insect, & Rodent Control	8,150.00	School	3,225,000	Cancelled, Abated or Adjusted (1975)	
Other Welfare Services		Self-liquidating	268,000	Transfers to Foreclosed Property	
RECREATION and CONSERVATION		Other	1,087,575	Balance December 31, 1975	138,926.66
Beaches and Boardwalks		Total	4,580,575	PROPERTY ACQUIRED BY DEED OR	
Parks, Playgrounds, Shade Trees	165,025.00	ISSUED AND OUTSTANDING		FORECLOSURE	
Land Reclamation & Conservation	7,115.00	School	3,225,000.00	Balance January 1, 1975	8,025.00
Other Recreational Services	5,625.00	Self-Liquidating	254,000.00	Transfers From Taxes or Liens	
EDUCATION (excluding schools)		Other	1,065,575.00	Sale for Cash (1975)	
Libraries	119,700.00	Total	4,544,575.00	Cancelled, Abated or Adjusted (1975)	
Other Educational Services		EQUALIZED VALUATION BASIS		Balance December 31, 1975	8,025.00
STATUTORY EXPENDITURES		FOR NET DEBT COMPUTATION	188,348,935.00	CURRENT FINANCES DECEMBER 31, 1975	
Pensions & F. I. C. A.	98,000.00	REAL PROPERTY VALUATIONS		ASSETS	
Employee Fringe Benefits	33,000.00	Code Class # of Parcels % VAL'N		Cash Dec. 31, 1975	618,934.63
Other Statutory Expenditures		1 Vacant Land 339 4.74	6,892,200.00	Taxes Receivable	109,597.11
CETA And Other Public Employment Programs	17,200.00	2 Residential 374 80.99	117,803,100.00	Tax Title Liens	138,926.66
MUNICIPAL FUNCTIONS TOTAL	1,741,257.00	3 Farm 29 .29	411,000.00	Foreclosed Property	8,025.00
CAPITAL IMPROVEMENTS		4a Commercial 157 12.87	18,718,750.00	Emergencies & Other Deferred Charges	
DEBT SERVICE		4b Industrial 7 1.12	1,626,500.00	State and Federal Aid Receivable	253.89
Principal Payments	79,400.00	4c Apartments		Other Receivables	23,600.00
Interest Payments	36,950.00	Total 4273	145,451,550.00	Total	899,337.29
DEFERRED CHARGES	34,346.94	Land Area 6.95 Sq. Miles		LIABILITIES, RESERVES, AND SURPLUS	
SCHOOL, COUNTY, SPECIAL DISTRICT TAXES	5,300,415.79	Net Valuation Taxable-Municipal	146,239,090.00	Cash Liabilities	243,418.10
RESERVE FOR UNCOLLECTED TAXES	347,090.27	Net Valuation Taxable-County	210,697,885.00	Reserves for Receivables	280,148.77
EXPENDITURES TOTAL	7,539,461.00	State Equalized Valuation	208,101,733.00	Surplus Dec. 31, 1975	375,770.42
		State Equalization Ratio	70.16	Total	899,337.29

1216

Population 1970 **38,850**
 Population 1975 **39,760**
 S & P Rating
 Moody Rating **BAA**

General Tax Rate Per \$100. **4.42**
 State Equalized Tax Rate **3.71**

PERTH AMBOY CITY — MIDDLESEX COUNTY

Form of Government:

Mayor-Council Plan B (OMCL50)

Number of Members on Governing Body 5

PER CAPITA:

Gross Debt **397.21**
 Net Debt **79.84**
 Debt Service **33.32**
 Total Tax Levy **339.35**
 Municipal Expenditures **272.74**

PER CENT:

Gross Debt **4.68**
 Net Debt **.94**
 Tax Levy Collected **95.74**
 Tax Levy Cancelled, Abated or Adjusted **4.8**

EXPENDITURES		REVENUES-REALIZED		1975 PROPERTY TAX	
GENERAL GOVERNMENT				STATE EQUALIZED TAX RATE	
Governing Body & Public Boards	50,600.00	1975 Property Taxes Collected	12,946,253.13	Local District School Taxes	1.99 7,330,333.09
Municipal Clerk	78,237.64	1975 Payments in Lieu of Taxes		Regional & Consolidated School Tax	
Financial Administration	111,500.00	Delinquent Tax & Lien Collections	296,277.03	School Taxes in Municipal Budget	.17 636,119.50
Assessment of Taxes	107,700.00	Business Personalty Replacement Taxes	1,390,200.08	County Taxes	.68 2,504,288.43
Collection of Taxes	89,400.00	Taxes from Public Utilities	665,543.57	County Library Taxes	
Planning, Housing & Development	588,686.00	Other Miscellaneous Tax Revenues		Local Municipal Purpose Taxes	.81 2,984,513.73
Human Resources	483,800.00	State Aid Revenues	1,144,874.51	Veteran & Senior Citizen Taxes	.05 175,100.00
Elections	11,450.00	Federal Aid Revenues	946,937.28	Total Taxes for Rate Computation	3.70 13,630,354.75
General Administration (other)	819,528.98	State and Local Fiscal Assistance Act Utilized	581,304.16	Special District Taxes	
JUDICIARY		Sale of Acquired Property		Bank Stock Taxes	15,156.28
Municipal Courts	64,613.51	Other Miscellaneous Revenues	1,453,253.13	Added and Omitted Taxes	22,034.24
PUBLIC SAFETY		Total	19,424,642.89	Total Taxes Levied - ABSTRACT	13,492,445.27
Fire Protection	1,049,200.00	Prior Years Surplus Appropriated	1,100,000.00	Total Taxes Billed	13,521,739.37
Police Protection	1,862,233.24	REVENUES TOTAL	20,524,642.89	1975 TAXES COLLECTED	12,946,253.13
Civil Defense & Disaster Control	12,300.00	Reserve For Uncollected Taxes	363,280.05	1975 Taxes Cancelled, Abated or Adjusted	64,949.21
Environmental Inspection & Control	78,032.12	CAPITAL OUTLAY TOTAL	862,645.04	Transfer to Tax Title Liens or Foreclosed	25,946.68
Other Public Safety		Public Enterprises	619,893.32	Balance Outstanding Dec. 31, 1975	484,590.35
PUBLIC WORKS		Recreation—Culture		PRIOR YEARS TAXES OUTSTANDING	
Streets and Drainage	685,900.00	Public Works	242,751.72	Balance January 1, 1975	624,982.92
Sewers and Sewage Processing		Buildings and Grounds		Collected in 1975	286,718.83
Garbage and Trash Disposal	411,750.00	Library and Education		Cancelled, Abated or Adjusted 1975	100,692.00
Public Buildings and Grounds	569,200.00	Conservation		Transfers to Tax Title Liens or Foreclosed	16,114.78
Other Public Works	16,036.00	All Other		Balance December 31, 1975	221,457.31
HEALTH and WELFARE		CAPITAL DEBT AUTHORIZED, DECEMBER 31, 1975		TAX TITLE LIENS OUTSTANDING	
Health Services Except Environmental	163,472.76	ISSUED AND UNISSUED		Balance January 1, 1975	111,348.95
Welfare-Public Assistance	78,350.00	School	8,598,000	Transfer From Taxes	44,744.11
Hospitals, Clinics, First Aid		Self-liquidating	4,371,500	Redeemed in 1975	9,558.20
Animal, Insect, & Rodent Control		Other	2,823,399	Cancelled, Abated or Adjusted (1975)	
Other Welfare Services		Total	15,792,899	Transfers to Foreclosed Property	
RECREATION and CONSERVATION		ISSUED AND OUTSTANDING		Balance December 31, 1975	146,534.86
Beaches and Boardwalks		School	8,598,000.00	PROPERTY ACQUIRED BY DEED OR FORECLOSURE	
Parks, Playgrounds, Shade Trees	214,700.00	Self-Liquidating	2,460,500.00	Balance January 1, 1975	21,740.00
Land Reclamation & Conservation	2,000.00	Other	1,983,000.00	Transfers From Taxes or Liens	
Other Recreational Services	247,060.96	Total	13,041,500.00	Sale for Cash (1975)	
EDUCATION (excluding schools)		EQUALIZED VALUATION BASIS		Cancelled, Abated or Adjusted (1975)	
Libraries	185,000.00	FOR NET DEBT COMPUTATION	337,454,681.33	Balance December 31, 1975	21,740.00
Other Educational Services	10,000.00	REAL PROPERTY VALUATIONS		CURRENT FINANCES DECEMBER 31, 1975	
STATUTORY EXPENDITURES		Code Class # of Parcels % VAL'N		ASSETS	
Pensions & F. I. C. A.	535,933.77	1 Vacant Land 233 .79	2,390,500.00	Cash Dec. 31, 1975	2,091,786.30
Employee Fringe Benefits		2 Residential 6809 42.81	129,836,800.00	Taxes Receivable	706,047.66
Other Statutory Expenditures		3 Farm		Tax Title Liens	146,534.86
CETA And Other Public Employment Programs	182,139.00	4a Commercial 952 13.49	40,930,200.00	Foreclosed Property	21,740.00
MUNICIPAL FUNCTIONS TOTAL	8,708,823.98	4b Industrial 219 38.40	116,478,200.00	Emergencies & Other Deferred Charges	
CAPITAL IMPROVEMENTS *MEMO*	54,898.36	4c Apartments 74 4.51	13,676,700.00	State and Federal Aid Receivable	244,126.92
DEBT SERVICE		Total 8287	303,312,400.00	Other Receivables	37,898.91
Principal Payments	709,000.00	Land Area 4.55 Sq. Miles		Total	3,248,134.65
Interest Payments	615,960.25	Net Valuation Taxable-Municipal	309,041,509.00	LIABILITIES, RESERVES, AND SURPLUS	
TYPE I SCHL DEBT *MEMO	1,058,488.50	Net Valuation Taxable-County	466,048,532.00	Cash Liabilities	1,703,261.84
DEFERRED CHARGES	446,886.34	State Equalized Valuation	367,390,149.00	Reserves for Receivables	912,221.43
SCHOOL, COUNTY, SPECIAL DISTRICT TAXES	10,470,741.02	State Equalization Ratio	84.10	Surplus Dec. 31, 1975	632,651.38
RESERVE FOR UNCOLLECTED TAXES	363,280.05			Total	3,248,134.65
EXPENDITURES TOTAL	21,314,691.64				

1971/3000

* ABOVE DEBT SERVICE INCLUDES TYPE I SCHOOL DEBT

2119

Population 1970 **17,855**
 Population 1975 **17,845**
 S & P Rating **B8B**
 Moody Rating **BAA**

General Tax Rate Per \$100. **4.73**
 State Equalized Tax Rate **3.44**

PHILLIPSBURG TOWN — WARREN COUNTY

Form of Government:

Council-Manager Plan B (OMCL50)

Number of Members on Governing Body 5

PER CAPITA:

Gross Debt **359.10**
 Net Debt **101.55**
 Debt Service **19.25**
 Total Tax Levy **274.10**
 Municipal Expenditures **185.39**

PER CENT:

Gross Debt **5.08**
 Net Debt **1.44**
 Tax Levy Collected **95.18**
 Tax Levy Cancelled, Abated or Adjusted **.11**

EXPENDITURES		REVENUES-REALIZED		1975 PROPERTY TAX	
GENERAL GOVERNMENT				STATE EQUALIZED TAX RATE	
Governing Body & Public Boards	14,200.00	1975 Property Taxes Collected	4,664,633.76	Local District School Taxes	2.04
Municipal Clerk	37,428.00	1975 Payments in Lieu of Taxes		Regional & Consolidated School Tax	
Financial Administration	5,950.00	Delinquent Tax & Lien Collections	159,457.42	School Taxes in Municipal Budget	.06
Assessment of Taxes	16,101.00	Business Personalty Replacement Taxes	417,170.74	County Taxes	.58
Collection of Taxes	42,998.00	Taxes from Public Utilities	314,027.99	County Library Taxes	
Planning, Housing & Development	6,500.00	Other Miscellaneous Tax Revenues		Local Municipal Purpose Taxes	.68
Human Resources	88,690.70	State Aid Revenues	262,925.62	Veteran & Senior Citizen Taxes	.08
Elections	13,450.00	Federal Aid Revenues		Total Taxes for Rate Computation	3.44
General Administration (other)	174,544.00	State and Local Fiscal Assistance Act Utilized	266,685.25	Special District Taxes	
JUDICIARY		Sale of Acquired Property		Bank Stock Taxes	13,762.09
Municipal Courts	24,891.00	Other Miscellaneous Revenues	540,862.29	Added and Omitted Taxes	26,192.48
PUBLIC SAFETY		Total	6,625,763.07	Total Taxes Levied - ABSTRACT	4,891,278.42
Fire Protection	51,832.00	Prior Years Surplus Appropriated	800,000.00	Total Taxes Billed	4,900,909.84
Police Protection	565,845.00	REVENUES	7,425,763.07	1975 TAXES COLLECTED	4,664,633.76
Civil Defense & Disaster Control	7,500.00	Reserve For Uncollected Taxes	460,008.25	1975 Taxes Cancelled, Abated or Adjusted	5,376.75
Environmental Inspection & Control	20,213.00	CAPITAL OUTLAY	104,037.05	Transfer to Tax Title Liens or Foreclosed	16,412.86
Other Public Safety		Total		Balance Outstanding Dec. 31, 1975	214,486.47
PUBLIC WORKS		Public Enterprises		PRIOR YEARS TAXES OUTSTANDING	
Streets and Drainage	196,462.00	Recreation—Culture		Balance January 1, 1975	172,719.61
Sewers and Sewage Processing	344,887.00	Public Works	51,888.20	Collected in 1975	152,261.14
Garbage and Trash Disposal	102,023.00	Buildings and Grounds	52,148.85	Cancelled, Abated or Adjusted 1975	1,050.85
Public Buildings and Grounds	280,706.00	Library and Education		Transfers to Tax Title Liens or Foreclosed	478.44
Other Public Works		Conservation		Balance December 31, 1975	18,929.18
HEALTH and WELFARE		All Other		TAX TITLE LIENS OUTSTANDING	
Health Services Except Environmental	200.00	CAPITAL DEBT AUTHORIZED, DECEMBER 31, 1975		Balance January 1, 1975	48,104.13
Welfare-Public Assistance	15,900.00	ISSUED AND UNISSUED		Transfer From Taxes	16,912.61
Hospitals, Clinics, First Aid	5,000.00	School	4,588,000	Redeemed in 1975	7,196.28
Animal, Insect, & Rodent Control	3,000.00	Self-liquidating		Cancelled, Abated or Adjusted (1975)	
Other Welfare Services		Other	1,820,228	Transfers to Foreclosed Property	5,519.40
RECREATION and CONSERVATION		Total	6,408,228	Balance December 31, 1975	52,301.06
Beaches and Boardwalks		ISSUED AND OUTSTANDING		PROPERTY ACQUIRED BY DEED OR	
Parks, Playgrounds, Shade Trees	67,609.00	School	4,588,000.00	FORECLOSURE	
Land Reclamation & Conservation		Self-liquidating		Balance January 1, 1975	64,180.60
Other Recreational Services	45,800.00	Other	1,573,000.00	Transfers From Taxes or Liens	5,519.40
EDUCATION (excluding schools)		Total	6,161,000.00	Sale for Cash (1975)	
Libraries	155,161.00	EQUALIZED VALUATION BASIS		Cancelled, Abated or Adjusted (1975)	
Other Educational Services		FOR NET DEBT COMPUTATION	126,087,539.00	Balance December 31, 1975	69,700.00
STATUTORY EXPENDITURES		REAL PROPERTY VALUATIONS		CURRENT FINANCES DECEMBER 31, 1975	
Pensions & F. I. C. A.	157,000.00	Code Class # of Parcels % VAL'N		ASSETS	
Employee Fringe Benefits	35,000.00	1 Vacant Land 388 1.52	1,557,525.00	Cash Dec. 31, 1975	2,501,178.25
Other Statutory Expenditures		2 Residential 4332 57.82	59,317,275.00	Taxes Receivable	233,415.65
CETA And Other Public Employment Programs		3 Farm 3 .03	32,275.00	Tax Title Liens	52,301.06
MUNICIPAL FUNCTIONS		4a Commercial 363 13.39	13,732,425.00	Foreclosed Property	69,700.00
CAPITAL IMPROVEMENTS	251,685.25	4b Industrial 34 22.48	23,062,400.00	Emergencies & Other Deferred Charges	62,820.17
DEBT SERVICE		4c Apartments 14 4.76	4,880,840.00	State and Federal Aid Receivable	126,287.06
Principal Payments	230,000.00	Total	102,582,740.00	Other Receivables	71,303.31
Interest Payments	113,559.00	Land Area 2.90 Sq. Miles		Total	3,117,005.50
TYPE I SCHL DEBT *MEMU	129,855.50	Net Valuation Taxable-Municipal	105,277,076.00	LIABILITIES, RESERVES, AND SURPLUS	
DEFERRED CHARGES	25,898.27	Net Valuation Taxable-County	141,135,001.00	Cash Liabilities	1,882,889.13
SCHOOL, COUNTY, SPECIAL DISTRICT TAXES	3,874,291.99	State Equalized Valuation	144,348,319.00	Reserves for Receivables	426,720.02
RESERVE FOR UNCOLLECTED TAXES	460,008.25	State Equalization Ratio	72.78	Surplus Dec. 31, 1975	807,396.35
EXPENDITURES	7,182,648.21			Total	3,117,005.50

1709

Population 1970 2,720
 Population 1975 2,735
 S & P Rating
 Moody Rating

General Tax Rate Per \$100. 4.50
 State Equalized Tax Rate 2.65

PILEGROVE TOWNSHIP -- SALEM COUNTY

Form of Government:

Township Committee

Number of Members on Governing Body 3

PER CAPITA:

Gross Debt 96.31
 Net Debt
 Debt Service
 Total Tax Levy 363.74
 Municipal Expenditures 134.87

PER CENT:

Gross Debt .84
 Net Debt
 Tax Levy Collected 90.77
 Tax Levy Cancelled, Abated or Adjusted .24

EXPENDITURES		REVENUES-REALIZED		1975 PROPERTY TAX	
GENERAL GOVERNMENT				STATE EQUALIZED TAX RATE	
Governing Body & Public Boards		1975 Property Taxes Collected	903,440.33	Local District School Taxes	
Municipal Clerk		1975 Payments in Lieu of Taxes		Regional & Consolidated School Tax 1.77	656,341.25
Financial Administration	5,360.00	Delinquent Tax & Lien Collections	67,105.51	School Taxes in Municipal Budget	
Assessment of Taxes	3,065.00	Business Personalty Replacement Taxes	28,222.40	County Taxes .85	313,088.35
Collection of Taxes	4,000.00	Taxes from Public Utilities	175,444.29	County Library Taxes	
Planning, Housing & Development	7,700.00	Other Miscellaneous Tax Revenues		Local Municipal Purpose Taxes	-364.01
Human Resources		State Aid Revenues	16,266.50	Veteran & Senior Citizen Taxes .04	14,715.00
Elections		Federal Aid Revenues		Total Taxes for Rate Computation 2.66	983,780.59
General Administration (other)	18,950.00	State and Local Fiscal Assistance Act Utilized	20,339.28	Special District Taxes	
JUDICIARY		Sale of Acquired Property		Bank Stock Taxes	364.01
Municipal Courts	7,300.00	Other Miscellaneous Revenues	40,345.26	Added and Omitted Taxes	25,395.70
PUBLIC SAFETY		Total	1,251,163.57	Total Taxes Levied -- ABSTRACT	994,825.30
Fire Protection	27,650.00	Prior Years Surplus Appropriated	114,125.78	Total Taxes Billed	995,303.89
Police Protection	700.00	REVENUES TOTAL	1,365,289.35	1975 TAXES COLLECTED	903,440.33
Civil Defense & Disaster Control	500.00	Reserve For Uncollected Taxes	90,400.00	1975 Taxes Cancelled, Abated or Adjusted	2,430.00
Environmental Inspection & Control	1,825.00			Transfer to Tax Title Liens or Foreclosed	1,214.50
Other Public Safety				Balance Outstanding Dec. 31, 1975	88,219.06
PUBLIC WORKS		CAPITAL OUTLAY TOTAL		PRIOR YEARS TAXES OUTSTANDING	
Streets and Drainage	147,339.28	Public Enterprises		Balance January 1, 1975	66,958.07
Sewers and Sewage Processing		Recreation--Culture		Collected in 1975	66,958.07
Garbage and Trash Disposal	5,500.00	Public Works		Cancelled, Abated or Adjusted 1975	
Public Buildings and Grounds	6,500.00	Buildings and Grounds		Transfers to Tax Title Liens or Foreclosed	
Other Public Works		Library and Education		Balance December 31, 1975	
HEALTH and WELFARE		Conservation		TAX TITLE LIENS OUTSTANDING	
Health Services Except Environmental	400.00	All Other		Balance January 1, 1975	4,433.87
Welfare-Public Assistance	1,800.00			Transfer From Taxes	1,214.50
Hospitals, Clinics, First Aid	1,000.00	CAPITAL DEBT AUTHORIZED, DECEMBER 31, 1975		Redeemed in 1975	147.44
Animal, Insect, & Rodent Control	2,000.00	ISSUED AND UNISSUED		Cancelled, Abated or Adjusted (1975)	
Other Welfare Services		School	263,406	Transfers to Foreclosed Property	
RECREATION and CONSERVATION		Self-Liquidating		Balance December 31, 1975	5,500.93
Beaches and Boardwalks		Other		PROPERTY ACQUIRED BY DEED OR	
Parks, Playgrounds, Shade Trees		Total	263,406	FORECLOSURE	
Land Reclamation & Conservation				Balance January 1, 1975	300.00
Other Recreational Services	500.00	ISSUED AND OUTSTANDING		Transfers From Taxes or Liens	
EDUCATION (excluding schools)		School	263,406.00	Sale for Cash (1975)	
Libraries	1,500.00	Self-Liquidating		Cancelled, Abated or Adjusted (1975)	
Other Educational Services	20,000.00	Other		Balance December 31, 1975	300.00
STATUTORY EXPENDITURES		Total	263,406.00	CURRENT FINANCES DECEMBER 31, 1975	
Pensions & F. I. C. A.	8,000.00	EQUALIZED VALUATION BASIS		ASSETS	
Employee Fringe Benefits	1,200.00	FOR NET DEBT COMPUTATION	31,244,455.33	Cash Dec. 31, 1975	697,789.95
Other Statutory Expenditures		REAL PROPERTY VALUATIONS		Taxes Receivable	88,219.06
CETA And Other Public Employment Programs		Code Class # of Parcels % VAL'N		Tax Title Liens	5,500.93
MUNICIPAL FUNCTIONS TOTAL	272,789.28	1 Vacant Land 228 1.95	416,500.00	Foreclosed Property	300.00
CAPITAL IMPROVEMENTS *MEMO*	5,000.00	2 Residential 638 55.37	11,806,000.00	Emergencies & Other Deferred Charges	14,700.00
DEBT SERVICE		3 Farm 555 32.48	6,925,900.00	State and Federal Aid Receivable	46,230.24
Principal Payments		4a Commercial 44 7.72	1,645,300.00	Other Receivables	8,281.18
Interest Payments		4b Industrial 2 2.43	518,200.00	Total	861,021.36
		4c Apartments 1 .04	9,000.00	LIABILITIES, RESERVES, AND SURPLUS	
DEFERRED CHARGES	5,686.57	Total 1448	21,320,900.00	Cash Liabilities	136,201.89
SCHOOL, COUNTY, SPECIAL DISTRICT TAXES	969,429.60	Land Area 36.10 Sq. Miles		Reserves for Receivables	102,301.17
RESERVE FOR UNCOLLECTED TAXES	90,400.00	Net Valuation Taxable-Municipal	21,889,126.00	Surplus Dec. 31, 1975	622,518.30
EXPENDITURES TOTAL	1,338,305.45	Net Valuation Taxable-County	33,793,611.00	Total	861,021.36
		State Equalized Valuation	36,650,926.00		
		State Equalization Ratio	59.09		

1522

Population 1970 **1,405**
 Population 1975 **1,480**
 S & P Rating
 Moody Rating

General Tax Rate Per \$100. **2.24**
 State Equalized Tax Rate **2.65**

PINE BEACH BOROUGH - OCEAN COUNTY

Form of Government:

Borough Council

Number of Members on Governing Body 6

PER CAPITA:

Gross Debt **451.95**
 Net Debt **3.38**
 Debt Service
 Total Tax Levy **439.37**
 Municipal Expenditures **147.37**

PER CENT:

Gross Debt **2.95**
 Net Debt **.02**
 Tax Levy Collected **96.66**
 Tax Levy Cancelled, Abated or Adjusted

EXPENDITURES		REVENUES-REALIZED		1975 PROPERTY TAX	
GENERAL GOVERNMENT				STATE EQUALIZED TAX RATE	
Governing Body & Public Boards		1975 Property Taxes Collected	628,534.59	Local District School Taxes	
Municipal Clerk		1975 Payments in Lieu of Taxes		Regional & Consolidated School Tax 1.82	456,599.87
Financial Administration	3,300.00	Delinquent Tax & Lien Collections	8,349.59	School Taxes in Municipal Budget	
Assessment of Taxes	2,515.00	Business Personalty Replacement Taxes	1,766.15	County Taxes	.42
Collection of Taxes	3,180.00	Taxes from Public Utilities	43,017.88	County Library Taxes	.02
Planning, Housing & Development	900.00	Other Miscellaneous Tax Revenues		Local Municipal Purpose Taxes	.33
Human Resources		State Aid Revenues	2,394.50	Veteran & Senior Citizen Taxes	.07
Elections		Federal Aid Revenues	5,405.57	Total Taxes for Rate Computation	2.66
General Administration (other)	32,085.00	State and Local Fiscal Assistance Act Utilized	11,524.00	Special District Taxes	
JUDICIARY		Sale of Acquired Property		Bank Stock Taxes	1,665.34
Municipal Courts	3,950.00	Other Miscellaneous Revenues	31,275.19	Added and Omitted Taxes	122.08
PUBLIC SAFETY		Total	732,267.47	Total Taxes Levied - ABSTRACT	650,269.40
Fire Protection	8,000.00	Prior Years Surplus Appropriated	30,000.00	Total Taxes Billed	650,269.40
Police Protection	61,674.00	REVENUES TOTAL	762,267.47	1975 TAXES COLLECTED	628,534.59
Civil Defense & Disaster Control	200.00	Reserve For Uncollected Taxes	11,797.76	1975 Taxes Cancelled, Abated or Adjusted	
Environmental Inspection & Control	1,000.00			Transfer to Tax Title Liens or Foreclosed	
Other Public Safety		CAPITAL OUTLAY TOTAL		Balance Outstanding Dec. 31, 1975	21,734.81
PUBLIC WORKS				PRIOR YEARS TAXES OUTSTANDING	
Streets and Drainage	28,000.00	Public Enterprises		Balance January 1, 1975	8,349.59
Sewers and Sewage Processing		Recreation—Culture		Collected in 1975	8,349.59
Garbage and Trash Disposal	21,950.00	Public Works		Cancelled, Abated or Adjusted 1975	
Public Buildings and Grounds		Buildings and Grounds		Transfers to Tax Title Liens or Foreclosed	
Other Public Works		Library and Education		Balance December 31, 1975	
HEALTH and WELFARE		Conservation		TAX TITLE LIENS OUTSTANDING	
Health Services Except Environmental	900.00	All Other		Balance January 1, 1975	5,358.84
Welfare-Public Assistance	200.00			Transfer From Taxes	
Hospitals, Clinics, First Aid		CAPITAL DEBT AUTHORIZED, DECEMBER 31, 1975		Redeemed in 1975	
Animal, Insect, & Rodent Control	600.00	ISSUED AND UNISSUED		Cancelled, Abated or Adjusted (1975)	
Other Welfare Services		School	473,889	Transfers to Foreclosed Property	
RECREATION and CONSERVATION		Self-liquidating	190,000	Balance December 31, 1975	5,358.84
Beaches and Boardwalks	6,175.00	Other	5,000	PROPERTY ACQUIRED BY DEED OR	
Parks, Playgrounds, Shade Trees	2,000.00	Total	668,889	FORECLOSURE	
Land Reclamation & Conservation				Balance January 1, 1975	13,500.00
Other Recreational Services	2,500.00	ISSUED AND OUTSTANDING		Transfers From Taxes or Liens	
EDUCATION (excluding schools)		School	472,411.00	Sale for Cash (1975)	
Libraries		Self-Liquidating	190,000.00	Cancelled, Abated or Adjusted (1975)	
Other Educational Services		Other		Balance December 31, 1975	13,500.00
STATUTORY EXPENDITURES		Total	662,411.00	CURRENT FINANCES DECEMBER 31, 1975	
Pensions & F. I. C. A.	6,275.00	EQUALIZED VALUATION BASIS		ASSETS	
Employee Fringe Benefits	2,900.00	FOR NET DEBT COMPUTATION	22,642,871.33	Cash Dec. 31, 1975	238,099.31
Other Statutory Expenditures		REAL PROPERTY VALUATIONS		Taxes Receivable	21,734.81
CETA And Other Public Employment Programs	7,000.00	Code Class # of Parcels % VAL'N		Tax Title Liens	5,358.84
MUNICIPAL FUNCTIONS TOTAL	195,304.00	1 Vacant Land 179 5.96	1,766,750.00	Foreclosed Property	13,500.00
CAPITAL IMPROVEMENTS *MEMC*	2,000.00	2 Residential 726 89.46	26,528,900.00	Emergencies & Other Deferred Charges	10,550.00
DEBT SERVICE		3 Farm		State and Federal Aid Receivable	14,394.50
Principal Payments		4a Commercial 11 4.58	1,357,700.00	Other Receivables	739.04
Interest Payments		4b Industrial		Total	304,376.50
DEFERRED CHARGES	11,010.51	4c Apartments		LIABILITIES, RESERVES, AND SURPLUS	
SCHOOL, COUNTY, SPECIAL DISTRICT TAXES	565,997.32	Total 916	29,653,350.00	Cash Liabilities	255,116.08
RESERVE FOR UNCOLLECTED TAXES	11,797.76	Land Area .60 Sq. Miles		Reserves for Receivables	41,332.69
EXPENDITURES TOTAL	784,109.59	Net Valuation Taxable-Municipal	29,760,495.00	Surplus Dec. 31, 1975	7,927.73
		Net Valuation Taxable-County	23,268,069.00	Total	304,376.50
		State Equalized Valuation	25,122,625.00		
		State Equalization Ratio	118.54		

0428

Population 1970 **5,140**
 Population 1975 **6,135**
 S & P Rating
 Moody Rating

General Tax Rate Per \$100. **4.78**
 State Equalized Tax Rate **3.78**

PINE HILL BOROUGH — CAMDEN COUNTY

Form of Government:
 Borough Council
 Number of Members on Governing Body 6

PER CAPITA:
 Gross Debt **591.40**
 Net Debt **304.74**
 Debt Service **3.22**
 Total Tax Levy **359.33**
 Municipal Expenditures **187.50**

PER CENT:
 Gross Debt **7.65**
 Net Debt **3.94**
 Tax Levy Collected **77.72**
 Tax Levy Cancelled, Abated or Adjusted **10**

EXPENDITURES		REVENUES-REALIZED		1975 PROPERTY TAX	
GENERAL GOVERNMENT		STATE EQUALIZED TAX RATE		↓	
Governing Body & Public Boards		1975 Property Taxes Collected	1,713,307.63	Local District School Taxes	.91
Municipal Clerk		1975 Payments in Lieu of Taxes		Regional & Consolidated School Tax	.78
Financial Administration	11,346.59	Delinquent Tax & Lien Collections	249,807.10	School Taxes in Municipal Budget	
Assessment of Taxes	8,000.00	Business Personalty Replacement Taxes	6,960.23	County Taxes	1.09
Collection of Taxes	13,750.00	Taxes from Public Utilities	128,760.90	County Library Taxes	.03
Planning, Housing & Development	3,246.00	Other Miscellaneous Tax Revenues		Local Municipal Purpose Taxes	.93
Human Resources	1,000.00	State Aid Revenues	1,583.50	Veteran & Senior Citizen Taxes	.06
Elections	1,500.00	Federal Aid Revenues	41,299.75	Total Taxes for Rate Computation	3.80
General Administration (other)	93,182.16	State and Local Fiscal Assistance Act Utilized	56,491.29	Special District Taxes	
JUDICIARY		Sale of Acquired Property		Bank Stock Taxes	954.01
Municipal Courts	17,380.00	Other Miscellaneous Revenues	94,470.68	Added and Omitted Taxes	23,974.18
PUBLIC SAFETY		Total	2,292,681.08	Total Taxes Levied - ABSTRACT	2,204,481.41
Fire Protection	24,550.00	Prior Years Surplus Appropriated	29,826.00	Total Taxes Billed	2,204,481.41
Police Protection	254,920.00	REVENUES TOTAL	2,322,507.08	1975 TAXES COLLECTED	1,713,307.63
Civil Defense & Disaster Control	300.00	Reserve For Uncollected Taxes	384,501.40	1975 Taxes Cancelled, Abated or Adjusted	2,160.00
Environmental Inspection & Control	7,900.00	CAPITAL OUTLAY TOTAL	268,125.69	Transfer to Tax Title Liens or Foreclosed	
Other Public Safety		Public Enterprises		Balance Outstanding Dec. 31, 1975	489,013.78
PUBLIC WORKS		Recreation—Culture	244,330.69	PRIOR YEARS TAXES OUTSTANDING	
Streets and Drainage	156,330.33	Public Works	23,795.00	Balance January 1, 1975	340,045.25
Sewers and Sewage Processing		Buildings and Grounds		Collected in 1975	243,521.21
Garbage and Trash Disposal	5,000.00	Library and Education		Cancelled, Abated or Adjusted 1975	
Public Buildings and Grounds	24,800.00	Conservation		Transfers to Tax Title Liens or Foreclosed	
Other Public Works		All Other		Balance December 31, 1975	96,524.04
HEALTH and WELFARE		CAPITAL DEBT AUTHORIZED, DECEMBER 31, 1975		TAX TITLE LIENS OUTSTANDING	
Health Services Except Environmental	1,450.00	ISSUED AND UNISSUED		Balance January 1, 1975	27,677.96
Welfare-Public Assistance	4,650.00	School	3,032,755	Transfer From Taxes	
Hospitals, Clinics, First Aid		Self-liquidating		Redeemed in 1975	6,285.89
Animal, Insect, & Rodent Control	2,000.00	Other	595,510	Cancelled, Abated or Adjusted (1975)	
Other Welfare Services		Total	3,628,265	Transfers to Foreclosed Property	
RECREATION and CONSERVATION		ISSUED AND OUTSTANDING		Balance December 31, 1975	21,392.07
Beaches and Boardwalks		School	1,052,755.00	PROPERTY ACQUIRED BY DEED OR FORECLOSURE	
Parks, Playgrounds, Shade Trees	12,440.00	Self-Liquidating		Balance January 1, 1975	49,891.03
Land Reclamation & Conservation		Other	584,350.00	Transfers From Taxes or Liens	
Other Recreational Services	13,200.00	Total	1,637,105.00	Sale for Cash (1975)	
EDUCATION (excluding schools)		EQUALIZED VALUATION BASIS		Cancelled, Abated or Adjusted (1975)	
Libraries		FOR NET DEBT COMPUTATION	47,437,998.67	Balance December 31, 1975	49,891.03
Other Educational Services		REAL PROPERTY VALUATIONS		CURRENT FINANCES DECEMBER 31, 1975	
STATUTORY EXPENDITURES		Code Class # of Parcels % VAL'N		ASSETS	
Pensions & F. I. C. A.	37,701.09	1 Vacant Land 560 5.08	2,340,325.00	Cash Dec. 31, 1975	248,687.22
Employee Fringe Benefits		2 Residential 1686 59.49	27,390,725.00	Taxes Receivable	585,537.82
Other Statutory Expenditures		3 Farm 1 .01	4,750.00	Tax Title Liens	21,392.07
CETA And Other Public Employment Programs	41,299.75	4a Commercial 36 2.70	1,243,275.00	Foreclosed Property	49,891.03
MUNICIPAL FUNCTIONS	735,945.92	4b Industrial 4 .46	212,150.00	Emergencies & Other Deferred Charges	153,534.08
CAPITAL IMPROVEMENTS	6,000.00	4c Apartments 10 32.25	14,850,115.00	State and Federal Aid Receivable	16,045.10
DEBT SERVICE		Total 2297	46,041,340.00	Other Receivables	19,108.50
Principal Payments	2,000.00	Land Area 3.97 Sq. Miles		Total	1,094,195.82
Interest Payments	17,767.56	Net Valuation Taxable-Municipal	46,363,615.00	LIABILITIES, RESERVES, AND SURPLUS	
DEFERRED CHARGES	10,107.01	Net Valuation Taxable-County	58,747,673.00	Cash Liabilities	387,621.99
SCHOOL, COUNTY, SPECIAL DISTRICT TAXES	1,638,139.53	State Equalized Valuation	58,440,649.00	Reserves for Receivables	675,929.42
RESERVE FOR UNCOLLECTED TAXES	384,501.40	State Equalization Ratio	79.22	Surplus Dec. 31, 1975	30,644.41
EXPENDITURES TOTAL	2,788,461.42			Total	1,094,195.82

0429

Population 1970
Population 1975
S & P Rating
Moody Rating

25
25

General Tax Rate Per \$100.
4.84
State Equalized Tax Rate
3.22

PINE VALLEY BOROUGH — CAMDEN COUNTY

Form of Government:

Commission (1911)

Number of Members on Governing Body 3

PER CAPITA:

Gross Debt

Net Debt

Debt Service

Total Tax Levy 1,881.46

Municipal Expenditures 1,390.00

PER CENT:

Gross Debt

Net Debt

Tax Levy Collected 100.00

Tax Levy Cancelled, Abated
or Adjusted

EXPENDITURES		REVENUES-REALIZED		1975 PROPERTY TAX	
GENERAL GOVERNMENT				STATE EQUALIZED TAX RATE →	
Governing Body & Public Boards		1975 Property Taxes Collected	47,055.70	Local District School Taxes	
Municipal Clerk		1975 Payments in Lieu of Taxes		Regional & Consolidated School Tax	
Financial Administration	525.00	Delinquent Tax & Lien Collections		School Taxes in Municipal Budget	
Assessment of Taxes	2,850.00	Business Personalty Replacement Taxes	565.36	County Taxes	1.10 16,095.46
Collection of Taxes	700.00	Taxes from Public Utilities	1,337.71	County Library Taxes	.03 370.99
Planning, Housing & Development		Other Miscellaneous Tax Revenues		Local Municipal Purpose Taxes	2.09 30,570.00
Human Resources		State Aid Revenues		Veteran & Senior Citizen Taxes	
Elections	650.00	Federal Aid Revenues		Total Taxes for Rate Computation	3.22 47,036.45
General Administration (other)	2,725.00	State and Local Fiscal Assistance Act Utilized		Special District Taxes	
JUDICIARY		Sale of Acquired Property		Bank Stock Taxes	
Municipal Courts		Other Miscellaneous Revenues	51.88	Added and Omitted Taxes	
PUBLIC SAFETY		Total	49,010.65	Total Taxes Levied - ABSTRACT	47,036.45
Fire Protection	300.00	Prior Years Surplus Appropriated	3,030.00	Total Taxes Billed	47,055.70
Police Protection	20,175.00	REVENUES TOTAL	52,040.65	1975 TAXES COLLECTED	47,055.70
Civil Defense & Disaster Control		Reserve For Uncollected Taxes		1975 Taxes Cancelled, Abated or Adjusted	
Environmental Inspection & Control				Transfer to Tax Title Liens or Foreclosed	
Other Public Safety				Balance Outstanding Dec. 31, 1975	
PUBLIC WORKS		CAPITAL OUTLAY TOTAL		PRIOR YEARS TAXES OUTSTANDING	
Streets and Drainage		Public Enterprises		Balance January 1, 1975	
Sewers and Sewage Processing		Recreation—Culture		Collected in 1975	
Garbage and Trash Disposal	4,600.00	Public Works		Cancelled, Abated or Adjusted 1975	
Public Buildings and Grounds		Buildings and Grounds		Transfers to Tax Title Liens or Foreclosed	
Other Public Works		Library and Education		Balance December 31, 1975	
HEALTH and WELFARE		Conservation		TAX TITLE LIENS OUTSTANDING	
Health Services Except Environmental		All Other		Balance January 1, 1975	
Welfare-Public Assistance				Transfer From Taxes	
Hospitals, Clinics, First Aid		CAPITAL DEBT AUTHORIZED, DECEMBER 31, 1975		Redeemed in 1975	
Animal, Insect, & Rodent Control		ISSUED AND UNISSUED GROSS DEBT		Cancelled, Abated or Adjusted (1975)	
Other Welfare Services		School		Transfers to Foreclosed Property	
RECREATION and CONSERVATION		Self-liquidating		Balance December 31, 1975	
Beaches and Boardwalks		Other		PROPERTY ACQUIRED BY DEED OR	
Parks, Playgrounds, Shade Trees		Total		FORECLOSURE	
Land Reclamation & Conservation		ISSUED AND OUTSTANDING		Balance January 1, 1975	
Other Recreational Services		School		Transfers From Taxes or Liens	
EDUCATION (excluding schools)		Self-Liquidating		Sale for Cash (1975)	
Libraries		Other		Cancelled, Abated or Adjusted (1975)	
Other Educational Services		Total		Balance December 31, 1975	
STATUTORY EXPENDITURES		EQUALIZED VALUATION BASIS		CURRENT FINANCES DECEMBER 31, 1975	
Pensions & F. I. C. A.	1,926.05	FOR NET DEBT COMPUTATION	1,432,079.33	ASSETS	
Employee Fringe Benefits		REAL PROPERTY VALUATIONS		Cash Dec. 31, 1975	11,490.77
Other Statutory Expenditures		Code Class # of Parcels % VAL'N		Taxes Receivable	
CETA And Other Public Employment Programs		1 Vacant Land 2 31.09	297,754.00	Tax Title Liens	
MUNICIPAL FUNCTIONS TOTAL	34,451.05	2 Residential 19 46.78	447,990.00	Foreclosed Property	
CAPITAL IMPROVEMENTS -- MEMO		3 Farm		Emergencies & Other Deferred Charges	
DEBT SERVICE		4a Commercial 9 22.12	211,826.00	State and Federal Aid Receivable	
Principal Payments		4b Industrial		Other Receivables	
Interest Payments		4c Apartments		Total	11,490.77
DEFERRED CHARGES	298.95	Total 30	957,570.00	LIABILITIES, RESERVES, AND SURPLUS	
SCHOOL, COUNTY, SPECIAL DISTRICT TAXES	16,466.45	Land Area .94 Sq. Miles		Cash Liabilities	4,289.85
RESERVE FOR UNCOLLECTED TAXES		Net Valuation Taxable-Municipal	972,225.00	Reserves for Receivables	
EXPENDITURES TOTAL	51,216.45	Net Valuation Taxable-County	1,480,792.00	Surplus Dec. 31, 1975	7,200.92
		State Equalized Valuation	1,452,880.00	Total	11,490.77
		State Equalization Ratio	66.58		

1217

Population 1970 36,655
 Population 1975 39,800
 S & P Rating A+
 Moody Rating A-1

General Tax Rate Per \$100. 3.08
 State Equalized Tax Rate 3.14

PISCATAWAY TOWNSHIP — MIDDLESEX CO.

Form of Government:
 Mayor-Council Plan F (OMCL50)
 Number of Members on Governing Body 7

PER CAPITA:
 Gross Debt 840.08
 Net Debt 219.16
 Debt Service 11.94
 Total Tax Levy 480.48
 Municipal Expenditures 154.30

PER CENT:
 Gross Debt 6.12
 Net Debt 1.60
 Tax Levy Collected 96.41
 Tax Levy Cancelled, Abated or Adjusted .65

EXPENDITURES		REVENUES-REALIZED		1975 PROPERTY TAX	
GENERAL GOVERNMENT				STATE EQUALIZED TAX RATE	
Governing Body & Public Boards	42,841.00	1975 Property Taxes Collected	18,477,215.36	Local District School Taxes 2.21	13,027,421.50
Municipal Clerk	29,105.00	1975 Payments in Lieu of Taxes		Regional & Consolidated School Tax	
Financial Administration	83,802.00	Delinquent Tax & Lien Collections	374,976.91	School Taxes in Municipal Budget	
Assessment of Taxes	58,646.00	Business Personalty Replacement Taxes	591,173.28	County Taxes .55	3,252,459.24
Collection of Taxes	12,502.00	Taxes from Public Utilities	1,172,876.48	County Library Taxes	
Planning, Housing & Development	36,147.00	Other Miscellaneous Tax Revenues		Local Municipal Purpose Taxes .35	2,094,963.93
Human Resources	34,899.00	State Aid Revenues	17,944.61	Veteran & Senior Citizen Taxes .03	150,900.00
Elections	6,980.00	Federal Aid Revenues	33,566.00	Total Taxes for Rate Computation 3.14	18,525,744.67
General Administration (other)	296,739.00	State and Local Fiscal Assistance Act Utilized	452,480.73	Special District Taxes	333,348.00
JUDICIARY		Sale of Acquired Property	79,726.94	Bank Stock Taxes	12,263.28
Municipal Courts	67,901.00	Other Miscellaneous Revenues	607,216.00	Added and Omitted Taxes	402,477.10
PUBLIC SAFETY		Total	21,807,176.31	Total Taxes Levied - ABSTRACT	19,122,933.05
Fire Protection	22,644.00	Prior Years Surplus Appropriated	950,000.00	Total Taxes Billed	19,165,035.33
Police Protection	1,566,292.00	REVENUES* TOTAL	22,757,176.31	1975 TAXES COLLECTED	18,477,215.36
Civil Defense & Disaster Control	4,960.00	Reserve For Uncollected Taxes	725,000.00	1975 Taxes Cancelled, Abated or Adjusted	124,572.71
Environmental Inspection & Control	99,719.00			Transfer to Tax Title Liens or Foreclosed	41,533.93
Other Public Safety		CAPITAL OUTLAY TOTAL	1,004,746.95	Balance Outstanding Dec. 31, 1975	521,713.33
PUBLIC WORKS				PRIOR YEARS TAXES OUTSTANDING	
Streets and Drainage	743,129.00	Public Enterprises	374,289.12	Balance January 1, 1975	666,637.62
Sewers and Sewage Processing	70,220.00	Recreation—Culture	39,492.99	Collected in 1975	354,890.92
Garbage and Trash Disposal	36,848.00	Public Works	449,831.49	Cancelled, Abated or Adjusted 1975	21,838.23
Public Buildings and Grounds	432,353.00	Buildings and Grounds	95,819.08	Transfers to Tax Title Liens or Foreclosed	8,594.53
Other Public Works	79,039.00	Library and Education	45,314.27	Balance December 31, 1975	281,313.94
HEALTH and WELFARE		Conservation		TAX TITLE LIENS OUTSTANDING	
Health Services Except Environmental	116,646.00	All Other		Balance January 1, 1975	91,246.57
Welfare-Public Assistance	12,263.00			Transfer From Taxes	51,615.29
Hospitals, Clinics, First Aid	800.00	CAPITAL DEBT AUTHORIZED, DECEMBER 31, 1975		Redeemed in 1975	20,085.99
Animal, Insect, & Rodent Control		ISSUED AND UNISSUED		Cancelled, Abated or Adjusted (1975)	894.54
Other Welfare Services		School	18,201,000	Transfers to Foreclosed Property	
RECREATION and CONSERVATION		Self-liquidating	7,069,500	Balance December 31, 1975	121,881.33
Beaches and Boardwalks		Other	8,164,706	PROPERTY ACQUIRED BY DEED OR	
Parks, Playgrounds, Shade Trees	152,314.00	Total	33,435,206	FORECLOSURE	
Land Reclamation & Conservation	1,734.00			Balance January 1, 1975	246,682.94
Other Recreational Services	179,946.00	ISSUED AND OUTSTANDING		Transfers From Taxes or Liens	
EDUCATION (excluding schools)		School	36,402,000.00	Sale for Cash (1975)	39,863.47
Libraries	223,870.00	Self-Liquidating	7,068,500.00	Cancelled, Abated or Adjusted (1975)	127,843.47
Other Educational Services		Other	3,780,000.00	Balance December 31, 1975	78,976.00
STATUTORY EXPENDITURES		Total	47,250,500.00	CURRENT FINANCES DECEMBER 31, 1975	
Pensions & F. I. C. A.	326,500.00	EQUALIZED VALUATION BASIS		ASSETS	
Employee Fringe Benefits	170,000.00	FOR NET DEBT COMPUTATION	546,311,987.00	Cash Dec. 31, 1975	1,364,820.46
Other Statutory Expenditures		REAL PROPERTY VALUATIONS		Taxes Receivable	803,027.27
CETA And Other Public Employment Programs		Code Class # of Parcels % VAL'N		Tax Title Liens	121,881.33
MUNICIPAL FUNCTIONS TOTAL	4,908,839.00	1 Vacant Land 1430 6.90	40,461,300.00	Foreclosed Property	78,976.00
CAPITAL IMPROVEMENTS *MEMO*	79,000.00	2 Residential 7586 51.56	302,150,900.00	Emergencies & Other Deferred Charges	63,425.00
DEBT SERVICE		3 Farm 79 .46	2,706,500.00	State and Federal Aid Receivable	139,652.96
Principal Payments	238,000.00	4a Commercial 167 3.31	19,373,600.00	Other Receivables	126,054.56
Interest Payments	237,140.00	4b Industrial 99 29.70	174,043,400.00	Total	2,697,837.58
DEFERRED CHARGES	32,173.21	4c Apartments 18 8.07	47,298,600.00	LIABILITIES, RESERVES, AND SURPLUS	
SCHOOL, COUNTY, SPECIAL DISTRICT TAXES	16,613,228.74	Total 9379	586,034,300.00	Cash Liabilities	697,616.75
RESERVE FOR UNCOLLECTED TAXES	725,000.00	Land Area 18.90 Sq. Miles		Reserves for Receivables	1,129,939.16
EXPENDITURES TOTAL	22,754,380.95	Net Valuation Taxable-Municipal	602,177,900.00	Surplus Dec. 31, 1975	870,281.67
		Net Valuation Taxable-County	623,824,225.00	Total	2,697,837.58
		State Equalized Valuation	590,856,772.00		
		State Equalization Ratio	101.97		

0815

Population 1970 **10,285**
 Population 1975 **10,500**
 S & P Rating
 Moody Rating

General Tax Rate Per \$100. **4.55**
 State Equalized Tax Rate **3.42**

PITMAN BOROUGH — GLOUCESTER COUNTY

Form of Government:

Borough Council

Number of Members on Governing Body 6

PER CAPITA:

Gross Debt **301.97**
 Net Debt **77.69**
 Debt Service **4.09**
 Total Tax Levy **299.02**
 Municipal Expenditures **123.95**

PER CENT:

Gross Debt **3.77**
 Net Debt **.97**
 Tax Levy Collected **96.72**
 Tax Levy Cancelled, Abated or Adjusted **.15**

EXPENDITURES		REVENUES-REALIZED		1975 PROPERTY TAX	
GENERAL GOVERNMENT				STATE EQUALIZED TAX RATE 2.24	
Governing Body & Public Boards		1975 Property Taxes Collected	3,043,269.01	Local District School Taxes	2,077,747.35
Municipal Clerk		1975 Payments in Lieu of Taxes		Regional & Consolidated School Tax	
Financial Administration	21,480.54	Delinquent Tax & Lien Collections	91,798.17	School Taxes in Municipal Budget	
Assessment of Taxes	9,400.00	Business Personalty Replacement Taxes	99,429.92	County Taxes	.55
Collection of Taxes	15,960.00	Taxes from Public Utilities	145,016.34	County Library Taxes	
Planning, Housing & Development	10,940.00	Other Miscellaneous Tax Revenues		Local Municipal Purpose Taxes	.57
Human Resources	9,850.00	State Aid Revenues	4,853.00	Veteran & Senior Citizen Taxes	.07
Elections	2,926.00	Federal Aid Revenues	90,742.98	Total Taxes for Rate Computation	3.43
General Administration (other)	76,455.00	State and Local Fiscal Assistance Act Utilized	89,729.90	Special District Taxes	
JUDICIARY		Sale of Acquired Property		Bank Stock Taxes	13,129.38
Municipal Courts	14,125.00	Other Miscellaneous Revenues	105,989.04	Added and Omitted Taxes	8,811.02
PUBLIC SAFETY		Total	3,670,828.36	Total Taxes Levied - ABSTRACT	3,139,746.71
Fire Protection	20,225.00	Prior Years Surplus Appropriated	225,000.00	Total Taxes Billed	3,146,324.23
Police Protection	314,435.90	REVENUES TOTAL	3,895,828.36	1975 TAXES COLLECTED	3,043,269.01
Civil Defense & Disaster Control	575.00	Reserve For Uncollected Taxes	152,178.29	1975 Taxes Cancelled, Abated or Adjusted	4,843.92
Environmental Inspection & Control	7,485.00	CAPITAL OUTLAY TOTAL	66,192.50	Transfer to Tax Title Liens or Foreclosed	6,150.85
Other Public Safety		Public Enterprises	33,981.52	Balance Outstanding Dec. 31, 1975	92,060.45
PUBLIC WORKS		Recreation—Culture		PRIOR YEARS TAXES OUTSTANDING	
Streets and Drainage	266,907.88	Public Works	29,938.69	Balance January 1, 1975	93,974.25
Sewers and Sewage Processing	10,200.00	Buildings and Grounds	2,272.29	Collected in 1975	90,359.45
Garbage and Trash Disposal	60,362.00	Library and Education		Cancelled, Abated or Adjusted 1975	757.32
Public Buildings and Grounds		Conservation		Transfers to Tax Title Liens or Foreclosed	2,440.14
Other Public Works		All Other		Balance December 31, 1975	417.34
HEALTH and WELFARE		CAPITAL DEBT AUTHORIZED, DECEMBER 31, 1975		TAX TITLE LIENS OUTSTANDING	
Health Services Except Environmental	3,000.00	ISSUED AND UNISSUED		Balance January 1, 1975	16,971.46
Welfare-Public Assistance	4,030.00	School	2,355,000	Transfer From Taxes	8,932.86
Hospitals, Clinics, First Aid		Self-liquidating	731,012	Redeemed in 1975	1,438.72
Animal, Insect, & Rodent Control		Other	84,718	Cancelled, Abated or Adjusted (1975)	
Other Welfare Services		Total	3,170,730	Transfers to Foreclosed Property	
RECREATION and CONSERVATION		ISSUED AND OUTSTANDING		Balance December 31, 1975	24,465.60
Beaches and Boardwalks		School	2,355,000.00	PROPERTY ACQUIRED BY DEED OR	
Parks, Playgrounds, Shade Trees	13,200.00	Self-Liquidating	295,000.00	FORECLOSURE	
Land Reclamation & Conservation	6,695.00	Other	48,811.00	Balance January 1, 1975	1,915.00
Other Recreational Services		Total	2,698,811.00	Transfers From Taxes or Liens	
EDUCATION (excluding schools)		EQUALIZED VALUATION BASIS		Sale for Cash (1975)	
Libraries	42,200.00	FOR NET DEBT COMPUTATION	84,131,525.00	Cancelled, Abated or Adjusted (1975)	
Other Educational Services		REAL PROPERTY VALUATIONS		Balance December 31, 1975	1,915.00
STATUTORY EXPENDITURES		Code Class # of Parcels % VAL'N		CURRENT FINANCES DECEMBER 31, 1975	
Pensions & F. I. C. A.	72,696.06	1 Vacant Land 151 1.80	1,247,600.00	ASSETS	
Employee Fringe Benefits	19,700.00	2 Residential 2727 76.82	53,299,600.00	Cash Dec. 31, 1975	289,378.06
Other Statutory Expenditures		3 Farm 6 .07	46,400.00	Taxes Receivable	92,477.79
CETA And Other Public Employment Programs	90,949.00	4a Commercial 149 9.70	6,732,100.00	Tax Title Liens	24,465.60
MUNICIPAL FUNCTIONS TOTAL	1,093,797.38	4b Industrial 1 7.45	5,171,500.00	Foreclosed Property	1,915.00
CAPITAL IMPROVEMENTS *MEMO*	29,000.00	4c Apartments 6 4.16	2,884,000.00	Emergencies & Other Deferred Charges	
DEBT SERVICE		Total 3040	69,381,200.00	State and Federal Aid Receivable	19,000.00
Principal Payments	40,158.84	Land Area 2.26 Sq. Miles		Other Receivables	20,062.22
Interest Payments	2,798.40	Net Valuation Taxable-Municipal	69,945,626.00	Total	447,298.67
DEFERRED CHARGES	12,577.02	Net Valuation Taxable-County	88,166,860.00	LIABILITIES, RESERVES, AND SURPLUS	
SCHOOL, COUNTY, SPECIAL DISTRICT TAXES	2,590,187.78	State Equalized Valuation	92,680,030.00	Cash Liabilities	90,816.82
RESERVE FOR UNCOLLECTED TAXES	152,178.29	State Equalization Ratio	75.32	Reserves for Receivables	138,920.61
EXPENDITURES TOTAL	3,891,697.71			Surplus Dec. 31, 1975	217,561.24

1710

Population 1970 4,640
 Population 1975 4,935
 S & P Rating
 Moody Rating

General Tax Rate Per \$100. 4.28
 State Equalized Tax Rate 3.27

PITTSBURGH TOWNSHIP — SALEM COUNTY

Form of Government:
 Township Committee
 Number of Members on Governing Body 5

PER CAPITA:
 Gross Debt 818.03
 Net Debt 540.72
 Debt Service
 Total Tax Levy 257.72
 Municipal Expenditures 91.15
 PER CENT:
 Gross Debt 11.80
 Net Debt 7.80
 Tax Levy Collected 86.73
 Tax Levy Cancelled, Abated or Adjusted 1.31

EXPENDITURES		REVENUES-REALIZED		1975 PROPERTY TAX	
GENERAL GOVERNMENT				STATE EQUALIZED TAX RATE	
Governing Body & Public Boards				Local District School Taxes	2.25 860,606.00
Municipal Clerk				Regional & Consolidated School Tax	
Financial Administration	9,300.00	1975 Property Taxes Collected	1,103,429.79	School Taxes in Municipal Budget	
Assessment of Taxes	14,250.00	1975 Payments in Lieu of Taxes		County Taxes	.95 364,106.57
Collection of Taxes	13,160.00	Delinquent Tax & Lien Collections	105,354.81	County Library Taxes	
Planning, Housing & Development	680.00	Business Personalty Replacement Taxes	30,953.24	Local Municipal Purpose Taxes	-359.51
Human Resources		Taxes from Public Utilities	164,937.30	Veteran & Senior Citizen Taxes	.07 26,120.00
Elections	1,050.00	Other Miscellaneous Tax Revenues		Total Taxes for Rate Computation	3.27 1,250,473.06
General Administration (other)	49,840.00	State Aid Revenues	9,057.00	Special District Taxes	43,765.00
JUDICIARY		Federal Aid Revenues		Bank Stock Taxes	359.51
Municipal Courts	8,000.00	State and Local Fiscal Assistance Act Utilized	68,709.58	Added and Omitted Taxes	3,363.99
PUBLIC SAFETY		Sale of Acquired Property		Total Taxes Levied - ABSTRACT	1,271,841.56
Fire Protection	900.00	Other Miscellaneous Revenues	45,736.96	Total Taxes Billed	1,272,201.07
Police Protection	1,600.00	Total	1,528,178.68	1975 TAXES COLLECTED	1,103,429.79
Civil Defense & Disaster Control	500.00	Prior Years Surplus Appropriated	113,109.63	1975 Taxes Cancelled, Abated or Adjusted	16,604.63
Environmental Inspection & Control	1,750.00	REVENUES TOTAL	1,641,288.31	Transfer to Tax Title Liens or Foreclosed	7,230.56
Other Public Safety		Reserve For Uncollected Taxes	154,140.00	Balance Outstanding Dec. 31, 1975	144,936.09
PUBLIC WORKS		CAPITAL OUTLAY TOTAL		PRIOR YEARS TAXES OUTSTANDING	
Streets and Drainage	135,036.24	Public Enterprises		Balance January 1, 1975	148,793.53
Sewers and Sewage Processing		Recreation—Culture		Collected in 1975	103,404.06
Garbage and Trash Disposal	21,300.00	Public Works		Cancelled, Abated or Adjusted 1975	1,277.72
Public Buildings and Grounds	16,200.00	Buildings and Grounds		Transfers to Tax Title Liens or Foreclosed	5,843.66
Other Public Works		Library and Education		Balance December 31, 1975	38,268.09
HEALTH and WELFARE		Conservation		TAX TITLE LIENS OUTSTANDING	
Health Services Except Environmental	500.00	All Other		Balance January 1, 1975	18,108.29
Welfare-Public Assistance	3,225.00	CAPITAL DEBT AUTHORIZED, DECEMBER 31, 1975		Transfer From Taxes	13,905.91
Hospitals, Clinics, First Aid	700.00	ISSUED AND UNISSUED		Redeemed in 1975	1,950.75
Animal, Insect, & Rodent Control	950.00	School	4,037,000	Cancelled, Abated or Adjusted (1975)	685.27
Other Welfare Services		Self-liquidating		Transfers to Foreclosed Property	
RECREATION and CONSERVATION		Other		Balance December 31, 1975	29,378.18
Beaches and Boardwalks		Total	4,037,000	PROPERTY ACQUIRED BY DEED OR	
Parks, Playgrounds, Shade Trees		ISSUED AND OUTSTANDING		FORECLOSURE	
Land Reclamation & Conservation		School	421,000.00	Balance January 1, 1975	225.00
Other Recreational Services	250.00	Self-Liquidating		Transfers From Taxes or Liens	
EDUCATION (excluding schools)		Other		Sale for Cash (1975)	
Libraries		Total	421,000.00	Cancelled, Abated or Adjusted (1975)	
Other Educational Services		EQUALIZED VALUATION BASIS		Balance December 31, 1975	225.00
STATUTORY EXPENDITURES		FOR NET DEBT COMPUTATION	34,214,056.67	CURRENT FINANCES DECEMBER 31, 1975	
Pensions & F. I. C. A.	15,637.00	REAL PROPERTY VALUATIONS		ASSETS	
Employee Fringe Benefits		Code Class # of Parcels % VAL'N		Cash Dec. 31, 1975	277,348.26
Other Statutory Expenditures		1 Vacant Land 1171 9.18	2,634,100.00	Taxes Receivable	183,204.18
CETA And Other Public Employment Programs		2 Residential 1126 54.54	15,649,000.00	Tax Title Liens	29,378.18
MUNICIPAL FUNCTIONS TOTAL	294,828.24	3 Farm 736 24.17	6,935,000.00	Foreclosed Property	225.00
CAPITAL IMPROVEMENTS *MEMO*	5,000.00	4a Commercial 94 12.10	3,472,000.00	Emergencies & Other Deferred Charges	1,000.00
DEBT SERVICE		4b Industrial		State and Federal Aid Receivable	9,000.00
Principal Payments		4c Apartments		Other Receivables	6,124.56
Interest Payments		Total	3127	Total	506,280.18
DEFERRED CHARGES	848.00	Land Area 46.50 Sq. Miles		LIABILITIES, RESERVES, AND SURPLUS	
SCHOOL, COUNTY, SPECIAL DISTRICT TAXES	1,268,477.57	Net Valuation Taxable-Municipal	29,264,137.00	Cash Liabilities	97,248.86
RESERVE FOR UNCOLLECTED TAXES	154,140.00	Net Valuation Taxable-County	39,668,577.00	Reserves for Receivables	218,931.92
EXPENDITURES TOTAL	1,718,293.81	State Equalized Valuation	38,053,012.00	Surplus Dec. 31, 1975	190,099.40
		State Equalization Ratio	76.55	Total	506,280.18

2012

Population 1970 **47,050**
 Population 1975 **48,185**
 S & P Rating **AA**
 Moody Rating **A**

General Tax Rate Per \$100. **6.54**
 State Equalized Tax Rate **4.35**

PLAINFIELD CITY — UNION CO.

Form of Government:

Special Charter (P.L. 1968 c.159)

Number of Members on Governing Body 7

PER CAPITA:

Gross Debt **205.80**
 Net Debt **74.02**
 Debt Service **25.23**
 Total Tax Levy **357.33**
 Municipal Expenditures **382.03**

PER CENT:

Gross Debt **2.71**
 Net Debt **.98**
 Tax Levy Collected **94.06**
 Tax Levy Cancelled, Abated or Adjusted **.28**

EXPENDITURES		REVENUES-REALIZED		1975 PROPERTY TAX	
GENERAL GOVERNMENT				STATE EQUALIZED TAX RATE 2.19	
Governing Body & Public Boards	50,649.00	1975 Property Taxes Collected	16,205,260.93	Local District School Taxes	8,689,749.50
Municipal Clerk	58,874.00	1975 Payments in Lieu of Taxes	45,611.26	Regional & Consolidated School Tax	
Financial Administration	200,562.00	Delinquent Tax & Lien Collections	925,935.18	School Taxes in Municipal Budget	537,944.00
Assessment of Taxes	28,015.00	Business Personalty Replacement Taxes	699,851.29	County Taxes	1,846,743.56
Collection of Taxes	50,188.00	Taxes from Public Utilities	995,484.16	County Library Taxes	
Planning, Housing & Development	1,536,744.20	Other Miscellaneous Tax Revenues		Local Municipal Purpose Taxes	6,058,230.20
Human Resources	3,609,735.70	State Aid Revenues	1,512,166.15	Veteran & Senior Citizen Taxes	146,870.00
Elections		Federal Aid Revenues	4,381,568.01	Total Taxes for Rate Computation	17,279,537.26
General Administration (other)	1,418,752.66	State and Local Fiscal Assistance Act Utilized	699,437.00	Special District Taxes	
JUDICIARY		Sale of Acquired Property	44,734.90	Bank Stock Taxes	60,623.57
Municipal Courts	99,817.00	Other Miscellaneous Revenues	1,606,860.61	Added and Omitted Taxes	24,863.94
PUBLIC SAFETY		Total	27,116,909.49	Total Taxes Levied - ABSTRACT	17,218,154.77
Fire Protection	2,031,386.00	Prior Years Surplus Appropriated	920,883.67	Total Taxes Billed	17,228,556.07
Police Protection	2,094,364.14	REVENUES TOTAL	28,037,793.16	1975 TAXES COLLECTED	16,205,260.93
Civil Defense & Disaster Control	4,800.00	Reserve For Uncollected Taxes	1,203,370.10	1975 Taxes Cancelled, Abated or Adjusted	47,685.81
Environmental Inspection & Control	120,866.00	CAPITAL OUTLAY TOTAL	192,150.61	Transfer to Tax Title Liens or Foreclosed	126,267.68
Other Public Safety	104,870.84			Balance Outstanding Dec. 31, 1975	849,341.65
PUBLIC WORKS		Public Enterprises		PRIOR YEARS TAXES OUTSTANDING	
Streets and Drainage	448,981.00	Recreation—Culture	157,873.10	Balance January 1, 1975	981,133.74
Sewers and Sewage Processing	264,474.74	Public Works		Collected in 1975	855,347.15
Garbage and Trash Disposal		Buildings and Grounds	33,225.51	Cancelled, Abated or Adjusted 1975	5,133.23
Public Buildings and Grounds	8,000.00	Library and Education	1,052.00	Transfers to Tax Title Liens or Foreclosed	108,800.46
Other Public Works	914,897.00	Conservation		Balance December 31, 1975	11,852.90
HEALTH and WELFARE		All Other		TAX TITLE LIENS OUTSTANDING	
Health Services Except Environmental	331,541.29	CAPITAL DEBT AUTHORIZED, DECEMBER 31, 1975		Balance January 1, 1975	281,419.81
Welfare-Public Assistance	128,371.00	ISSUED AND UNISSUED *GROSS DEBT		Transfer From Taxes	230,707.16
Hospitals, Clinics, First Aid	51,196.50	School	6,350,000	Redeemed in 1975	70,588.03
Animal, Insect, & Rodent Control	86,700.00	Self-liquidating		Cancelled, Abated or Adjusted (1975)	
Other Welfare Services		Other	3,566,669	Transfers to Foreclosed Property	137,045.44
RECREATION and CONSERVATION		Total	9,916,669	Balance December 31, 1975	304,493.50
Beaches and Boardwalks		ISSUED AND OUTSTANDING		PROPERTY ACQUIRED BY DEED OR FORECLOSURE	
Parks, Playgrounds, Shade Trees	5,000.00	School	6,350,000.00	Balance January 1, 1975	200,769.90
Land Reclamation & Conservation		Self-Liquidating		Transfers From Taxes or Liens	137,045.44
Other Recreational Services	270,589.00	Other	3,325,000.00	Sale for Cash (1975)	44,734.90
EDUCATION (excluding schools)		Total	9,675,000.00	Cancelled, Abated or Adjusted (1975)	152,520.00
Libraries	333,504.00	EQUALIZED VALUATION BASIS		Balance December 31, 1975	140,560.44
Other Educational Services	51,981.75	FOR NET DEBT COMPUTATION	365,668,113.67	CURRENT FINANCES DECEMBER 31, 1975	
STATUTORY EXPENDITURES		REAL PROPERTY VALUATIONS		ASSETS	
Pensions & F. I. C. A.	843,402.00	Code Class # of Parcels % VAL'N	ASSESSED VALUATION	Cash Dec. 31, 1975	1,832,971.71
Employee Fringe Benefits		1 Vacant Land 584 1.62	4,082,600.00	Taxes Receivable	861,194.55
Other Statutory Expenditures		2 Residential 8710 66.01	165,887,000.00	Tax Title Liens	304,493.50
CETA And Other Public Employment Programs	544,903.00	3 Farm 1 2,400.00		Foreclosed Property	140,560.44
MUNICIPAL FUNCTIONS TOTAL	15,693,165.82	4a Commercial 750 19.16	48,144,700.00	Emergencies & Other Deferred Charges	521,597.65
CAPITAL IMPROVEMENTS *MEMC*	8,500.00	4b Industrial 48 3.51	8,819,700.00	State and Federal Aid Receivable	3,406.77
DEBT SERVICE		4c Apartments 124 9.69	24,354,800.00	Other Receivables	515,206.95
Principal Payments	728,281.00	Total 10217	251,291,200.00	Total	4,179,431.57
Interest Payments	487,435.00	Land Area 6.00 Sq. Miles		LIABILITIES, RESERVES, AND SURPLUS	
TYPE I SCHL DEBT *MEMC	791,307.00	Net Valuation Taxable-Municipal	260,390,641.00	Cash Liabilities	769,887.94
DEFERRED CHARGES	295,994.62	Net Valuation Taxable-County	389,634,437.00	Reserves for Receivables	1,821,455.44
SCHOOL, COUNTY, SPECIAL DISTRICT TAXES	11,074,437.06	State Equalized Valuation	392,641,596.00	Surplus Dec. 31, 1975	1,588,088.19
RESERVE FOR UNCOLLECTED TAXES	1,203,370.10	State Equalization Ratio	65.57	Total	4,179,431.57
EXPENDITURES TOTAL	29,482,683.00				

1971/3000

V

ABOVE DEBT SERVICE INCLUDES TYPE I SCHOOL DEBT

1218

Population 1970
Population 1975
S & P Rating
Moody Rating

1,655
2,005

General Tax Rate Per \$100.
2.51
State Equalized Tax Rate
1.44

PLAINSBORO TOWNSHIP — MIDDLESEX CO.

Form of Government:
Township Committee
Number of Members on Governing Body 3

PER CAPITA:

Gross Debt 1,121.08
Net Debt 24.94
Debt Service
Total Tax Levy 503.66
Municipal Expenditures 200.30

PER CENT:

Gross Debt 4.08
Net Debt .09
Tax Levy Collected 99.61
Tax Levy Cancelled, Abated
or Adjusted

EXPENDITURES		REVENUES-REALIZED		1975 PROPERTY TAX	
GENERAL GOVERNMENT				STATE EQUALIZED TAX RATE ———→	
Governing Body & Public Boards		1975 Property Taxes Collected	1,006,777.21	Local District School Taxes	
Municipal Clerk		1975 Payments in Lieu of Taxes		Regional & Consolidated School Tax .92	592,999.97
Financial Administration	5,000.00	Delinquent Tax & Lien Collections	4,568.89	School Taxes in Municipal Budget	
Assessment of Taxes	9,500.00	Business Personality Replacement Taxes	55,591.90	County Taxes .52	337,297.21
Collection of Taxes	7,000.00	Taxes from Public Utilities	187,011.77	County Library Taxes	
Planning, Housing & Development	26,600.00	Other Miscellaneous Tax Revenues		Local Municipal Purpose Taxes	-1,250.93
Human Resources		State Aid Revenues	5,096.50	Veteran & Senior Citizen Taxes .01	5,320.00
Elections	1,100.00	Federal Aid Revenues		Total Taxes for Rate Computation 1.45	934,366.25
General Administration (other)	62,100.00	State and Local Fiscal Assistance Act Utilized	13,757.00	Special District Taxes	
JUDICIARY		Sale of Acquired Property		Bank Stock Taxes	1,250.93
Municipal Courts	11,500.00	Other Miscellaneous Revenues	81,405.38	Added and Omitted Taxes	79,543.20
PUBLIC SAFETY		Total	1,354,208.65	Total Taxes Levied - ABSTRACT	1,009,840.38
Fire Protection	23,500.00	Prior Years Surplus Appropriated	227,979.00	Total Taxes Billed	1,010,726.59
Police Protection	59,000.00	REVENUES TOTAL	1,582,187.65	1975 TAXES COLLECTED	1,006,777.21
Civil Defense & Disaster Control	1,000.00	Reserve For Uncollected Taxes	51,000.00	1975 Taxes Cancelled, Abated or Adjusted	50.00
Environmental Inspection & Control	14,000.00	CAPITAL OUTLAY TOTAL	27,144.29	Transfer to Tax Title Liens or Foreclosed Balance Outstanding Dec. 31, 1975	3,899.38
Other Public Safety		Public Enterprises		PRIOR YEARS TAXES OUTSTANDING	
PUBLIC WORKS		Recreation—Culture	26,393.58	Balance January 1, 1975	6,712.50
Streets and Drainage	61,100.00	Public Works		Collected in 1975	4,568.89
Sewers and Sewage Processing	22,800.00	Buildings and Grounds	750.71	Cancelled, Abated or Adjusted 1975	1,619.64
Garbage and Trash Disposal	5,700.00	Library and Education		Transfers to Tax Title Liens or Foreclosed Balance December 31, 1975	523.97
Public Buildings and Grounds		Conservation		TAX TITLE LIENS OUTSTANDING	
Other Public Works		All Other		Balance January 1, 1975	
HEALTH and WELFARE		CAPITAL DEBT AUTHORIZED, DECEMBER 31, 1975		Transfer From Taxes	
Health Services Except Environmental	3,400.00	ISSUED AND UNISSUED GROSS DEBT NET DEBT		Redeemed in 1975	
Welfare-Public Assistance	4,100.00	School 2,197,774		Cancelled, Abated or Adjusted (1975)	
Hospitals, Clinics, First Aid	100.00	Self-liquidating 50,000	50,000	Transfers to Foreclosed Property	
Animal, Insect, & Rodent Control	1,600.00	Other Total 2,247,774	50,000	Balance December 31, 1975	
Other Welfare Services		ISSUED AND OUTSTANDING		PROPERTY ACQUIRED BY DEED OR FORECLOSURE	
RECREATION and CONSERVATION		School 2,197,774.00		Balance January 1, 1975	
Beaches and Boardwalks	21,500.00	Self-Liquidating		Transfers From Taxes or Liens	
Parks, Playgrounds, Shade Trees		Other Total 2,197,774.00		Sale for Cash (1975)	
Land Reclamation & Conservation	500.00	EQUALIZED VALUATION BASIS		Cancelled, Abated or Adjusted (1975)	
Other Recreational Services		FOR NET DEBT COMPUTATION	55,158,498.67	Balance December 31, 1975	
EDUCATION (excluding schools)		REAL PROPERTY VALUATIONS		CURRENT FINANCES DECEMBER 31, 1975	
Libraries	1,000.00	Code Class # of Parcels % VAL'N ASSESSED VALUATION		ASSETS	
Other Educational Services		1 Vacant Land 51 .58 213,700.00		Cash Dec. 31, 1975	520,754.07
STATUTORY EXPENDITURES		2 Residential 263 22.39 8,203,350.00		Taxes Receivable	4,423.35
Pensions & F. I. C. A.	8,500.00	3 Farm 182 12.49 4,574,350.00		Tax Title Liens	
Employee Fringe Benefits		4a Commercial 14 9.79 3,588,000.00		Foreclosed Property	
Other Statutory Expenditures		4b Industrial 12 29.06 10,645,680.00		Emergencies & Other Deferred Charges	
CETA And Other Public Employment Programs		4c Apartments 2 25.69 9,413,450.00		State and Federal Aid Receivable	63,482.50
MUNICIPAL FUNCTIONS TOTAL	350,600.00	Total 524 36,638,530.00		Other Receivables	198.00
CAPITAL IMPROVEMENTS *MEMO*	65,000.00	Land Area 11.80 Sq. Miles		Total	588,857.92
DEBT SERVICE		Net Valuation Taxable-Municipal	37,261,046.00	LIABILITIES, RESERVES, AND SURPLUS	
Principal Payments		Net Valuation Taxable-County	61,212,949.00	Cash Liabilities	213,735.52
Interest Payments		State Equalized Valuation	64,257,749.00	Reserves for Receivables	4,621.35
DEFERRED CHARGES		State Equalization Ratio 57.65		Surplus Dec. 31, 1975	370,501.05
SCHOOL, COUNTY, SPECIAL DISTRICT TAXES	930,297.18			Total	588,857.92
RESERVE FOR UNCOLLECTED TAXES	51,000.00				
EXPENDITURES TOTAL	1,331,897.18				

0119

Population 1970 **13,915**
 Population 1975 **14,200**
 S & P Rating
 Moody Rating

General Tax Rate Per \$100. **6.17**
 State Equalized Tax Rate **4.20**

PLEASANTVILLE CITY — ATLANTIC COUNTY

Form of Government:
 City Charter Act (P.L. 1897 c.30)
 Number of Members on Governing Body 7

PER CAPITA:
 Gross Debt **336.20**
 Net Debt **17.39**
 Debt Service **1.98**
 Total Tax Levy **246.18**
 Municipal Expenditures **198.58**

PER CENT:
 Gross Debt **6.41**
 Net Debt **.33**
 Tax Levy Collected **92.19**
 Tax Levy Cancelled, Abated or Adjusted

EXPENDITURES		REVENUES-REALIZED		1975 PROPERTY TAX	
GENERAL GOVERNMENT				STATE EQUALIZED TAX RATE —→	
Governing Body & Public Boards		1975 Property Taxes Collected	3,222,754.00	Local District School Taxes 1.67	1,413,047.35
Municipal Clerk		1975 Payments in Lieu of Taxes	27,736.58	Regional & Consolidated School Tax	
Financial Administration	38,455.79	Delinquent Tax & Lien Collections	199,515.90	School Taxes in Municipal Budget	
Assessment of Taxes	37,903.50	Business Personalty Replacement Taxes	79,820.00	County Taxes	.84
Collection of Taxes	40,925.60	Taxes from Public Utilities	339,261.70	County Library Taxes	.01
Planning, Housing & Development	11,250.00	Other Miscellaneous Tax Revenues		Local Municipal Purpose Taxes	1.57
Human Resources	100.00	State Aid Revenues	6,702.01	Veteran & Senior Citizen Taxes	.10
Elections	2,150.00	Federal Aid Revenues	98,770.46	Total Taxes for Rate Computation	4.19
General Administration (other)	199,658.76	State and Local Fiscal Assistance Act Utilized	269,320.46	Special District Taxes	
JUDICIARY		Sale of Acquired Property	46,040.00	Bank Stock Taxes	5,993.96
Municipal Courts	27,920.72	Other Miscellaneous Revenues	239,876.46	Added and Omitted Taxes	22,095.17
PUBLIC SAFETY		Total	4,529,797.57	Total Taxes Levied - ABSTRACT	3,495,782.48
Fire Protection	321,463.98	Prior Years Surplus Appropriated	300,000.00	Total Taxes Billed	3,495,887.33
Police Protection	543,580.74	REVENUES TOTAL	4,829,797.57	1975 TAXES COLLECTED	3,222,754.00
Civil Defense & Disaster Control	2,600.00	Reserve For Uncollected Taxes	387,519.99	1975 Taxes Cancelled, Abated or Adjusted	
Environmental Inspection & Control	52,051.88	CAPITAL OUTLAY TOTAL	376,638.17	Transfer to Tax Title Liens or Foreclosed	52,077.95
Other Public Safety				Balance Outstanding Dec. 31, 1975	221,055.38
PUBLIC WORKS				PRIOR YEARS TAXES OUTSTANDING	
Streets and Drainage	413,722.22	Public Enterprises	299,249.74	Balance January 1, 1975	255,289.74
Sewers and Sewage Processing		Recreation—Culture		Collected in 1975	154,994.61
Garbage and Trash Disposal	22,500.00	Public Works		Cancelled, Abated or Adjusted 1975	
Public Buildings and Grounds	66,401.21	Buildings and Grounds	3,152.87	Transfers to Tax Title Liens or Foreclosed	13,927.33
Other Public Works	5,000.00	Library and Education	74,235.56	Balance December 31, 1975	86,367.80
HEALTH and WELFARE		Conservation		TAX TITLE LIENS OUTSTANDING	
Health Services Except Environmental	15,361.46	All Other		Balance January 1, 1975	146,242.10
Welfare-Public Assistance	15,443.21	CAPITAL DEBT AUTHORIZED, DECEMBER 31, 1975		Transfer From Taxes	80,009.29
Hospitals, Clinics, First Aid	22,000.00	ISSUED AND UNISSUED GROSS DEBT NET DEBT		Redeemed in 1975	44,521.29
Animal, Insect, & Rodent Control	11,334.77	School 2,620,000		Cancelled, Abated or Adjusted (1975)	
Other Welfare Services		Self-liquidating 1,907,100		Transfers to Foreclosed Property	
RECREATION and CONSERVATION		Other 246,930	246,930	Balance December 31, 1975	181,730.10
Beaches and Boardwalks		Total 4,774,030	246,930	PROPERTY ACQUIRED BY DEED OR	
Parks, Playgrounds, Shade Trees	103,177.46	ISSUED AND OUTSTANDING		FORECLOSURE	
Land Reclamation & Conservation		School 2,620,000.00		Balance January 1, 1975	917,042.00
Other Recreational Services	42,200.00	Self-Liquidating 1,907,100.00		Transfers From Taxes or Liens	
EDUCATION (excluding schools)		Other 246,930.00		Sale for Cash (1975)	46,040.00
Libraries	19,500.00	Total 4,774,030.00		Cancelled, Abated or Adjusted (1975)	
Other Educational Services		EQUALIZED VALUATION BASIS		Balance December 31, 1975	871,002.00
STATUTORY EXPENDITURES		FOR NET DEBT COMPUTATION	74,513,357.33	CURRENT FINANCES DECEMBER 31, 1975	
Pensions & F. I. C. A.	193,502.08	REAL PROPERTY VALUATIONS		ASSETS	
Employee Fringe Benefits	79,050.00	Code Class # of Parcels % VAL'N		Cash Dec. 31, 1975	509,696.19
Other Statutory Expenditures		1 Vacant Land 1279 2.74	1,485,400.00	Taxes Receivable	307,423.18
CETA And Other Public Employment Programs	111,531.62	2 Residential 3899 65.18	35,324,015.00	Tax Title Liens	181,730.10
MUNICIPAL FUNCTIONS TOTAL	2,398,785.00	3 Farm		Foreclosed Property	871,002.00
CAPITAL IMPROVEMENTS to MEMU*		4a Commercial 341 24.17	13,098,980.00	Emergencies & Other Deferred Charges	112,099.62
DEBT SERVICE		4b Industrial 21 2.57	1,395,200.00	State and Federal Aid Receivable	20,716.02
Principal Payments	15,000.00	4c Apartments 21 5.33	2,889,450.00	Other Receivables	1,886.32
Interest Payments	13,065.50	Total 5561	54,193,045.00	Total	2,004,553.43
DEFERRED CHARGES	5,400.00	Land Area 5.80 Sq. Miles		LIABILITIES, RESERVES, AND SURPLUS	
SCHOOL, COUNTY, SPECIAL DISTRICT TAXES	2,134,354.05	Net Valuation Taxable-Municipal	57,643,297.00	Cash Liabilities	355,871.38
RESERVE FOR UNCOLLECTED TAXES	387,519.99	Net Valuation Taxable-County	82,975,715.00	Reserves for Receivables	1,362,041.60
EXPENDITURES TOTAL	4,954,124.54	State Equalized Valuation	83,093,414.00	Surplus Dec. 31, 1975	286,640.45
		State Equalization Ratio	68.08	Total	2,004,553.43

1523

Population 1970 **4,125**
 Population 1975 **4,575**
 S & P Rating
 Moody Rating

General Tax Rate Per \$100. **3.57**
 State Equalized Tax Rate **2.14**

PLUMSTED TOWNSHIP — OCEAN COUNTY
 Form of Government:
 Township Committee
 Number of Members on Governing Body 3

PER CAPITA:
 Gross Debt **43.72**
 Net Debt
 Debt Service
 Total Tax Levy **174.47**
 Municipal Expenditures **85.19**
 PER CENT:
 Gross Debt **.65**
 Net Debt
 Tax Levy Collected **90.87**
 Tax Levy Cancelled, Abated or Adjusted **.13**

EXPENDITURES		REVENUES-REALIZED		1975 PROPERTY TAX	
GENERAL GOVERNMENT				STATE EQUALIZED TAX RATE	
Governing Body & Public Boards		1975 Property Taxes Collected	725,349.83	Local District School Taxes	1.69
Municipal Clerk		1975 Payments in Lieu of Taxes		Regional & Consolidated School Tax	
Financial Administration	3,200.00	Delinquent Tax & Lien Collections	62,183.18	School Taxes in Municipal Budget	
Assessment of Taxes	38,500.00	Business Personalty Replacement Taxes	12,899.59	County Taxes	.38
Collection of Taxes	6,500.00	Taxes from Public Utilities	95,192.02	County Library Taxes	.02
Planning, Housing & Development	5,500.00	Other Miscellaneous Tax Revenues		Local Municipal Purpose Taxes	
Human Resources		State Aid Revenues	2,705.00	Veteran & Senior Citizen Taxes	.06
Elections		Federal Aid Revenues	8,418.52	Total Taxes for Rate Computation	2.15
General Administration (other)	31,755.10	State and Local Fiscal Assistance Act Utilized	58,827.00	Special District Taxes	
JUDICIARY		Sale of Acquired Property		Bank Stock Taxes	3,558.34
Municipal Courts	7,900.00	Other Miscellaneous Revenues	80,338.62	Added and Omitted Taxes	13,126.58
PUBLIC SAFETY		Total	1,045,913.76	Total Taxes Levied - ABSTRACT	798,198.07
Fire Protection	11,197.00	Prior Years Surplus Appropriated	84,650.00	Total Taxes Billed	798,198.07
Police Protection	36,827.00	REVENUES TOTAL	1,130,563.76	1975 TAXES COLLECTED	725,349.83
Civil Defense & Disaster Control	1,768.50	Reserve For Uncollected Taxes	101,191.86	1975 Taxes Cancelled, Abated or Adjusted	1,001.45
Environmental Inspection & Control	3,167.40			Transfer to Tax Title Liens or Foreclosed	
Other Public Safety		CAPITAL OUTLAY TOTAL		Balance Outstanding Dec. 31, 1975	71,846.79
PUBLIC WORKS				PRIOR YEARS TAXES OUTSTANDING	
Streets and Drainage	18,393.97	Public Enterprises		Balance January 1, 1975	58,316.13
Sewers and Sewage Processing		Recreation—Culture		Collected in 1975	58,316.13
Garbage and Trash Disposal	17,103.00	Public Works		Cancelled, Abated or Adjusted 1975	
Public Buildings and Grounds	2,600.00	Buildings and Grounds		Transfers to Tax Title Liens or Foreclosed	
Other Public Works		Library and Education		Balance December 31, 1975	
HEALTH and WELFARE		Conservation		TAX TITLE LIENS OUTSTANDING	
Health Services Except Environmental	2,075.00	All Other		Balance January 1, 1975	5,555.85
Welfare-Public Assistance	9,597.46			Transfer From Taxes	
Hospitals, Clinics, First Aid		CAPITAL DEBT AUTHORIZED, DECEMBER 31, 1975		Redeemed in 1975	3,867.05
Animal, Insect, & Rodent Control	3,898.66	ISSUED AND UNISSUED GROSS DEBT		Cancelled, Abated or Adjusted (1975)	
Other Welfare Services		School	200,000	Transfers to Foreclosed Property	
RECREATION and CONSERVATION		Self-liquidating		Balance December 31, 1975	1,688.80
Beaches and Boardwalks		Other		PROPERTY ACQUIRED BY DEED OR	
Parks, Playgrounds, Shade Trees	34,000.00	Total	200,000	FORECLOSURE	
Land Reclamation & Conservation		ISSUED AND OUTSTANDING		Balance January 1, 1975	
Other Recreational Services	7,837.88	School	200,000.00	Transfers From Taxes or Liens	
EDUCATION (excluding schools)		Self-Liquidating		Sale for Cash (1975)	
Libraries	2,000.00	Other		Cancelled, Abated or Adjusted (1975)	
Other Educational Services	22,500.00	Total	200,000.00	Balance December 31, 1975	
STATUTORY EXPENDITURES		EQUALIZED VALUATION BASIS		CURRENT FINANCES DECEMBER 31, 1975	
Pensions & F. I. C. A.	5,748.00	FOR NET DEBT COMPUTATION	30,734,782.00	ASSETS	
Employee Fringe Benefits		REAL PROPERTY VALUATIONS		Cash Dec. 31, 1975	555,476.10
Other Statutory Expenditures		Code Class # of Parcels % VAL'N		Taxes Receivable	71,846.79
CETA And Other Public Employment Programs	8,873.25	1 Vacant Land 757 9.29	2,012,200.00	Tax Title Liens	1,688.80
MUNICIPAL FUNCTIONS TOTAL	280,942.22	2 Residential 1046 67.00	14,513,900.00	Foreclosed Property	
CAPITAL IMPROVEMENTS *MEMO*	1,000.00	3 Farm 191 15.58	3,376,300.00	Emergencies & Other Deferred Charges	37,500.00
DEBT SERVICE		4a Commercial 74 7.50	1,624,200.00	State and Federal Aid Receivable	1,386.26
Principal Payments		4b Industrial		Other Receivables	8,480.98
Interest Payments		4c Apartments 4 .62	134,900.00	Total	676,378.93
DEFERRED CHARGES	7,600.00	Total 2072	21,661,500.00	LIABILITIES, RESERVES, AND SURPLUS	
SCHOOL, COUNTY, SPECIAL DISTRICT TAXES	781,513.15	Land Area 40.70 Sq. Miles		Cash Liabilities	413,555.84
RESERVE FOR UNCOLLECTED TAXES	101,191.86	Net Valuation Taxable-Municipal	22,518,304.00	Reserves for Receivables	82,016.57
EXPENDITURES TOTAL	1,171,247.23	Net Valuation Taxable-County	32,164,349.00	Surplus Dec. 31, 1975	180,806.52
		State Equalized Valuation	36,870,322.00	Total	676,378.93
		State Equalization Ratio	60.16		

2120

Population 1970 **3,930**
 Population 1975 **3,985**
 S & P Rating
 Moody Rating

General Tax Rate Per \$100. **4.88**
 State Equalized Tax Rate **2.96**

POHATCONG TOWNSHIP — WARREN COUNTY
 Form of Government:
Township Committee
 Number of Members on Governing Body **3**

PER CAPITA:
 Gross Debt **114.18**
 Net Debt
 Debt Service
 Total Tax Levy **360.41**
 Municipal Expenditures **134.62**
 PER CENT:
 Gross Debt **1.04**
 Net Debt
 Tax Levy Collected **92.90**
 Tax Levy Cancelled, Abated or Adjusted **.14**

EXPENDITURES		REVENUES-REALIZED		1975 PROPERTY TAX	
GENERAL GOVERNMENT				STATE EQUALIZED TAX RATE	
Governing Body & Public Boards		1975 Property Taxes Collected	1,335,458.03	Local District School Taxes 1.93	951,079.50
Municipal Clerk		1975 Payments in Lieu of Taxes		Regional & Consolidated School Tax	
Financial Administration	4,400.04	Delinquent Tax & Lien Collections	71,277.18	School Taxes in Municipal Budget	
Assessment of Taxes	5,202.88	Business Personalty Replacement Taxes	40,934.83	County Taxes	.56 278,894.38
Collection of Taxes	5,100.00	Taxes from Public Utilities	69,476.47	County Library Taxes	.02 10,314.09
Planning, Housing & Development	16,430.00	Other Miscellaneous Tax Revenues		Local Municipal Purpose Taxes	.39 192,083.74
Human Resources		State Aid Revenues	21,983.50	Veteran & Senior Citizen Taxes	.07 32,770.00
Elections	1,600.00	Federal Aid Revenues		Total Taxes for Rate Computation	2.97 1,465,141.71
General Administration (other)	47,060.60	State and Local Fiscal Assistance Act Utilized	40,468.92	Special District Taxes	
JUDICIARY		Sale of Acquired Property		Bank Stock Taxes	680.13
Municipal Courts	8,825.00	Other Miscellaneous Revenues	57,027.80	Added and Omitted Taxes	3,177.32
PUBLIC SAFETY		Total	1,636,626.73	Total Taxes Levied - ABSTRACT	1,436,229.16
Fire Protection	13,150.00	Prior Years Surplus Appropriated	120,000.00	Total Taxes Billed	1,437,596.26
Police Protection	76,997.00	REVENUES TOTAL	1,756,626.73	1975 TAXES COLLECTED	1,335,458.03
Civil Defense & Disaster Control	850.00	Reserve For Uncollected Taxes	99,421.11	1975 Taxes Cancelled, Abated or Adjusted	1,945.40
Environmental Inspection & Control		CAPITAL OUTLAY TOTAL	10,824.50	Transfer to Tax Title Liens or Foreclosed	4,008.96
Other Public Safety				Balance Outstanding Dec. 31, 1975	96,183.87
PUBLIC WORKS				PRIOR YEARS TAXES OUTSTANDING	
Streets and Drainage	156,800.00	Public Enterprises		Balance January 1, 1975	80,258.57
Sewers and Sewage Processing		Recreation—Culture		Collected in 1975	71,277.18
Garbage and Trash Disposal		Public Works	4,824.50	Cancelled, Abated or Adjusted 1975	.04
Public Buildings and Grounds	27,871.30	Buildings and Grounds	6,000.00	Transfers to Tax Title Liens or Foreclosed	5,018.09
Other Public Works	6,500.00	Library and Education		Balance December 31, 1975	3,963.26
HEALTH and WELFARE		Conservation		TAX TITLE LIENS OUTSTANDING	
Health Services Except Environmental	100.00	All Other		Balance January 1, 1975	680.94
Welfare-Public Assistance	445.00	CAPITAL DEBT AUTHORIZED, DECEMBER 31, 1975		Transfer From Taxes	9,980.50
Hospitals, Clinics, First Aid		ISSUED AND UNISSUED GROSS DEBT		Redeemed in 1975	
Animal, Insect, & Rodent Control	2,020.00	School 30,000		Cancelled, Abated or Adjusted (1975)	
Other Welfare Services		Self-liquidating 425,000		Transfers to Foreclosed Property	
RECREATION and CONSERVATION		Other		Balance December 31, 1975	10,661.44
Beaches and Boardwalks		Total 455,000		PROPERTY ACQUIRED BY DEED OR	
Parks, Playgrounds, Shade Trees	5,000.00	ISSUED AND OUTSTANDING		FORECLOSURE	
Land Reclamation & Conservation	1,944.00	School	30,000.00	Balance January 1, 1975	
Other Recreational Services		Self-Liquidating	395,000.00	Transfers From Taxes or Liens	
EDUCATION (excluding schools)		Other		Sale for Cash (1975)	
Libraries	3,500.00	Total	425,000.00	Cancelled, Abated or Adjusted (1975)	
Other Educational Services		EQUALIZED VALUATION BASIS		Balance December 31, 1975	
STATUTORY EXPENDITURES		FOR NET DEBT COMPUTATION	43,870,008.00	CURRENT FINANCES DECEMBER 31, 1975	
Pensions & F. I. C. A.	14,578.01	REAL PROPERTY VALUATIONS		ASSETS	
Employee Fringe Benefits	5,500.00	Code Class # of Parcels % VAL'N		Cash Dec. 31, 1975	772,257.44
Other Statutory Expenditures		1 Vacant Land 195 2.24	664,775.00	Taxes Receivable	100,147.13
CETA And Other Public Employment Programs		2 Residential 1150 73.92	21,899,795.00	Tax Title Liens	10,661.44
MUNICIPAL FUNCTIONS TOTAL	403,873.83	3 Farm 198 9.34	2,767,005.00	Foreclosed Property	
CAPITAL IMPROVEMENTS MEMOR	17,680.92	4a Commercial 68 12.61	3,737,300.00	Emergencies & Other Deferred Charges	11,567.61
DEBT SERVICE		4b Industrial 4 1.70	503,700.00	State and Federal Aid Receivable	39,500.00
Principal Payments		4c Apartments 1 .19	55,300.00	Other Receivables	22,464.77
Interest Payments		Total 1616	29,627,875.00	Total	956,597.69
DEFERRED CHARGES	33,165.95	Land Area 14.08 Sq. Miles		LIABILITIES, RESERVES, AND SURPLUS	
SCHOOL, COUNTY, SPECIAL DISTRICT TAXES	1,240,287.97	Net Valuation Taxable-Municipal	30,038,264.00	Cash Liabilities	669,188.77
RESERVE FOR UNCOLLECTED TAXES	99,421.11	Net Valuation Taxable-County	47,040,757.00	Reserves for Receivables	133,272.64
EXPENDITURES TOTAL	1,776,748.86	State Equalized Valuation	49,163,070.00	Surplus Dec. 31, 1975	154,136.28
		State Equalization Ratio	60.85	Total	956,597.69

1524

Population 1970 **16,110**
 Population 1975 **16,790**
 S & P Rating
 Moody Rating **BAA**

General Tax Rate Per \$100. **2.86**
 State Equalized Tax Rate **2.33**

POINT PLEASANT BOROUGH — OCEAN CO.
 Form of Government:
Borough Council
 Number of Members on Governing Body **6**

PER CAPITA:
 Gross Debt **1,225.77**
 Net Debt **946.32**
 Debt Service **.47**
 Total Tax Levy **331.74**
 Municipal Expenditures **142.57**

PER CENT:
 Gross Debt **9.32**
 Net Debt **7.20**
 Tax Levy Collected **94.83**
 Tax Levy Cancelled, Abated or Adjusted **.22**

EXPENDITURES		REVENUES-REALIZED		1975 PROPERTY TAX	
GENERAL GOVERNMENT				STATE EQUALIZED TAX RATE 2.33	
Governing Body & Public Boards		1975 Property Taxes Collected	5,293,611.05	Local District School Taxes 1.47	3,588,273.02
Municipal Clerk		1975 Payments in Lieu of Taxes		Regional & Consolidated School Tax	
Financial Administration	14,500.00	Delinquent Tax & Lien Collections	292,156.55	School Taxes in Municipal Budget	
Assessment of Taxes	46,300.00	Business Personalty Replacement Taxes	54,879.13	County Taxes .43	1,043,279.77
Collection of Taxes	44,720.00	Taxes from Public Utilities	344,430.41	County Library Taxes .02	51,173.64
Planning, Housing & Development	17,400.00	Other Miscellaneous Tax Revenues		Local Municipal Purpose Taxes .34	837,858.02
Human Resources		State Aid Revenues	3,196.42	Veteran & Senior Citizen Taxes .07	167,850.00
Elections		Federal Aid Revenues	97,543.39	Total Taxes for Rate Computation 2.33	5,688,434.45
General Administration (other)	159,980.84	State and Local Fiscal Assistance Act Utilized	208,931.24	Special District Taxes	
JUDICIARY		Sale of Acquired Property		Bank Stock Taxes	12,464.38
Municipal Courts	23,450.00	Other Miscellaneous Revenues	231,865.67	Added and Omitted Taxes	36,808.32
PUBLIC SAFETY		Total	6,526,663.86	Total Taxes Levied - ABSTRACT	5,569,857.15
Fire Protection	38,346.09	Prior Years Surplus Appropriated	420,000.00	Total Taxes Billed	5,582,273.37
Police Protection	624,700.00	REVENUES TOTAL	6,946,663.86	1975 TAXES COLLECTED	5,293,611.05
Civil Defense & Disaster Control	5,304.20	Reserve For Uncollected Taxes	433,832.69	1975 Taxes Cancelled, Abated or Adjusted	12,416.22
Environmental Inspection & Control	7,940.00	CAPITAL OUTLAY TOTAL	424,683.96	Transfer to Tax Title Liens or Foreclosed	
Other Public Safety		Public Enterprises	110,372.45	Balance Outstanding Dec. 31, 1975	276,246.10
PUBLIC WORKS		Recreation—Culture	12,132.57	PRIOR YEARS TAXES OUTSTANDING	
Streets and Drainage	192,327.78	Public Works	299,589.51	Balance January 1, 1975	272,332.55
Sewers and Sewage Processing	42,100.00	Buildings and Grounds	2,589.43	Collected in 1975	269,751.79
Garbage and Trash Disposal		Library and Education		Cancelled, Abated or Adjusted 1975	
Public Buildings and Grounds		Conservation		Transfers to Tax Title Liens or Foreclosed	2,324.32
Other Public Works		All Other		Balance December 31, 1975	256.44
HEALTH and WELFARE		CAPITAL DEBT AUTHORIZED, DECEMBER 31, 1975		TAX TITLE LIENS OUTSTANDING	
Health Services Except Environmental	27,500.00	ISSUED AND UNISSUED		Balance January 1, 1975	45,968.68
Welfare-Public Assistance	4,100.00	School	4,051,000	Transfer From Taxes	2,600.29
Hospitals, Clinics, First Aid	500.00	Self-liquidating	15,741,000	Redeemed in 1975	22,404.76
Animal, Insect, & Rodent Control	300.00	Other	788,750	Cancelled, Abated or Adjusted (1975)	
Other Welfare Services		Total	20,580,750	Transfers to Foreclosed Property	
RECREATION and CONSERVATION		ISSUED AND OUTSTANDING		Balance December 31, 1975	26,164.21
Beaches and Boardwalks	13,070.87	School	4,051,000.00	PROPERTY ACQUIRED BY DEED OR	
Parks, Playgrounds, Shade Trees	12,500.00	Self-Liquidating	871,000.00	FORECLOSURE	
Land Reclamation & Conservation	1,675.00	Other	527,500.00	Balance January 1, 1975	30,105.00
Other Recreational Services	61,200.00	Total	5,449,500.00	Transfers From Taxes or Liens	
EDUCATION (excluding schools)		EQUALIZED VALUATION BASIS		Sale for Cash (1975)	
Libraries	39,414.00	FOR NET DEBT COMPUTATION	220,729,833.67	Cancelled, Abated or Adjusted (1975)	
Other Educational Services		REAL PROPERTY VALUATIONS		Balance December 31, 1975	30,105.00
STATUTORY EXPENDITURES		Code Class # of Parcels % VAL'N	ASSESSED VALUATION	CURRENT FINANCES DECEMBER 31, 1975	
Pensions & F. I. C. A.	99,600.00	1 Vacant Land 993 5.13	10,070,750.00	ASSETS	
Employee Fringe Benefits	46,580.18	2 Residential 6040 82.40	161,733,125.00	Cash Dec. 31, 1975	2,428,527.57
Other Statutory Expenditures		3 Farm		Taxes Receivable	276,502.54
CETA And Other Public Employment Programs	124,756.95	4a Commercial 255 9.92	19,467,100.00	Tax Title Liens	26,164.21
MUNICIPAL FUNCTIONS TOTAL	1,905,859.15	4b Industrial		Foreclosed Property	30,105.00
CAPITAL IMPROVEMENTS *MEMO*	8,000.00	4c Apartments 16 2.55	5,004,150.00	Emergencies & Other Deferred Charges	2,000.00
DEBT SERVICE		Total 7304	196,275,125.00	State and Federal Aid Receivable	49,080.27
Principal Payments	7,836.00	Land Area 3.70 Sq. Miles		Other Receivables	34,180.98
Interest Payments		Net Valuation Taxable-Municipal	199,552,441.00	Total	2,846,560.57
DEFERRED CHARGES	46,237.22	Net Valuation Taxable-County	232,933,744.00	LIABILITIES, RESERVES, AND SURPLUS	
SCHOOL, COUNTY, SPECIAL DISTRICT TAXES	4,682,726.43	State Equalized Valuation	243,427,964.00	Cash Liabilities	2,048,921.50
RESERVE FOR UNCOLLECTED TAXES	433,832.69	State Equalization Ratio	81.73	Reserves for Receivables	366,952.73
EXPENDITURES TOTAL	7,076,491.49			Surplus Dec. 31, 1975	430,686.34
				Total	2,846,560.57

1525

Population 1970 **4,890**
 Population 1975 **4,890**
 S & P Rating
 Moody Rating

General Tax Rate Per \$100. **2.84**
 State Equalized Tax Rate **2.29**

POINT PLEASANT BEACH BOROUGH —
 OCEAN COUNTY
 Form of Government:
 Borough Council
 Number of Members on Governing Body 6

PER CAPITA:
 Gross Debt **1,035.56**
 Net Debt **63.98**
 Debt Service
 Total Tax Levy **566.26**
 Municipal Expenditures **308.93**
 PER CENT:
 Gross Debt **.62**
 Net Debt **.29**
 Tax Levy Collected **90.96**
 Tax Levy Cancelled, Abated
 or Adjusted

EXPENDITURES		REVENUES-REALIZED		1975 PROPERTY TAX	
GENERAL GOVERNMENT				STATE EQUALIZED TAX RATE 2.29	
Governing Body & Public Boards		1975 Property Taxes Collected	2,518,605.92	Local District School Taxes 1.35	1,645,097.00
Municipal Clerk		1975 Payments in Lieu of Taxes		Regional & Consolidated School Tax	
Financial Administration	9,500.00	Delinquent Tax & Lien Collections	325,629.44	School Taxes in Municipal Budget	
Assessment of Taxes	14,882.00	Business Personalty Replacement Taxes	74,794.02	County Taxes .41	506,240.61
Collection of Taxes	12,608.00	Taxes from Public Utilities	194,272.93	County Library Taxes .02	24,831.27
Planning, Housing & Development	9,000.00	Other Miscellaneous Tax Revenues		Local Municipal Purpose Taxes .47	573,814.53
Human Resources		State Aid Revenues	3,381.30	Veteran & Senior Citizen Taxes .04	43,535.00
Elections		Federal Aid Revenues	15,000.00	Total Taxes for Rate Computation 2.29	2,793,518.41
General Administration (other)	195,407.52	State and Local Fiscal Assistance Act Utilized	110,082.08	Special District Taxes	
JUDICIARY		Sale of Acquired Property		Bank Stock Taxes	9,585.47
Municipal Courts	33,500.00	Other Miscellaneous Revenues	239,597.57	Added and Omitted Taxes	9,422.84
PUBLIC SAFETY		Total	3,481,363.26	Total Taxes Levied - ABSTRACT	2,768,991.72
Fire Protection	38,900.00	Prior Years Surplus Appropriated	174,552.00	Total Taxes Billed	2,768,991.72
Police Protection	442,837.08	REVENUES TOTAL	3,655,915.26	1975 TAXES COLLECTED	2,518,605.92
Civil Defense & Disaster Control	1,000.00	Reserve For Uncollected Taxes	302,639.52	1975 Taxes Cancelled, Abated or Adjusted	
Environmental Inspection & Control	17,635.00	CAPITAL OUTLAY TOTAL	41,141.73	Transfer to Tax Title Liens or Foreclosed	
Other Public Safety		Public Enterprises	3,352.00	Balance Outstanding Dec. 31, 1975	250,385.80
PUBLIC WORKS		Recreation—Culture		PRIOR YEARS TAXES OUTSTANDING	
Streets and Drainage	165,320.00	Public Works	37,789.73	Balance January 1, 1975	351,465.22
Sewers and Sewage Processing		Buildings and Grounds		Collected in 1975	325,629.44
Garbage and Trash Disposal	80,450.00	Library and Education		Cancelled, Abated or Adjusted 1975	
Public Buildings and Grounds	38,603.48	Conservation		Transfers to Tax Title Liens or Foreclosed	
Other Public Works		All Other		Balance December 31, 1975	25,835.78
HEALTH and WELFARE		CAPITAL DEBT AUTHORIZED, DECEMBER 31, 1975		TAX TITLE LIENS OUTSTANDING	
Health Services Except Environmental	11,000.00	ISSUED AND UNISSUED		Balance January 1, 1975	
Welfare-Public Assistance	6,870.00	School	3,449,000	Transfer From Taxes	
Hospitals, Clinics, First Aid		Self-liquidating	1,302,000	Redeemed in 1975	
Animal, Insect, & Rodent Control		Other	312,875	Cancelled, Abated or Adjusted (1975)	
Other Welfare Services		Total	5,063,875	Transfers to Foreclosed Property	
RECREATION and CONSERVATION		ISSUED AND OUTSTANDING		Balance December 31, 1975	
Beaches and Boardwalks		School		PROPERTY ACQUIRED BY DEED OR	
Parks, Playgrounds, Shade Trees	15,000.00	Self-Liquidating	1,025,000.00	FORECLOSURE	
Land Reclamation & Conservation	500.00	Other	50,000.00	Balance January 1, 1975	
Other Recreational Services	1,675.00	Total	1,075,000.00	Transfers From Taxes or Liens	
EDUCATION (excluding schools)		EQUALIZED VALUATION BASIS		Sale for Cash (1975)	
Libraries	6,000.00	FOR NET DEBT COMPUTATION	109,512,806.33	Cancelled, Abated or Adjusted (1975)	
Other Educational Services		REAL PROPERTY VALUATIONS		Balance December 31, 1975	
STATUTORY EXPENDITURES		Code Class # of Parcels % VAL'N		CURRENT FINANCES DECEMBER 31, 1975	
Pensions & F. I. C. A.	61,339.49	1 Vacant Land 301 5.52	5,416,600.00	ASSETS	
Employee Fringe Benefits	23,000.00	2 Residential 2158 63.81	62,575,625.00	Cash Dec. 31, 1975	1,382,100.78
Other Statutory Expenditures		3 Farm		Taxes Receivable	276,221.58
CETA And Other Public Employment Programs	15,000.00	4a Commercial 299 26.12	25,616,525.00	Tax Title Liens	
MUNICIPAL FUNCTIONS TOTAL	1,200,027.57	4b Industrial		Foreclosed Property	
CAPITAL IMPROVEMENTS *MEMO*		4c Apartments 32 4.54	4,451,675.00	Emergencies & Other Deferred Charges	7,580.00
DEBT SERVICE		Total 2790	98,060,425.00	State and Federal Aid Receivable	19,988.28
Principal Payments		Land Area 1.50 Sq. Miles		Other Receivables	32,958.53
Interest Payments		Net Valuation Taxable-Municipal	98,637,896.00	Total	1,718,849.17
DEFERRED CHARGES	8,006.99	Net Valuation Taxable-County	113,224,253.00	LIABILITIES, RESERVES, AND SURPLUS	
SCHOOL, COUNTY, SPECIAL DISTRICT TAXES	2,176,168.88	State Equalized Valuation	121,865,410.00	Cash Liabilities	1,117,762.27
RESERVE FOR UNCOLLECTED TAXES	302,639.52	State Equalization Ratio	80.85	Reserves for Receivables	309,180.11
EXPENDITURES TOTAL	3,686,842.96			Surplus Dec. 31, 1975	291,906.79
				Total	1,718,849.17

1609

Population 1970 **11,430**
 Population 1975 **11,715**
 S & P Rating
 Moody Rating **A-1**

General Tax Rate Per \$100. **5.41**
 State Equalized Tax Rate **3.75**

POMPTON LAKES BOROUGH — PASSAIC CO.
 Form of Government:
 Borough Council
 Number of Members on Governing Body 6

PER CAPITA:
 Gross Debt **341.72**
 Net Debt **65.66**
 Debt Service **4.14**
 Total Tax Levy **463.79**
 Municipal Expenditures **151.65**

PER CENT:
 Gross Debt **3.02**
 Net Debt **.58**
 Tax Levy Collected **98.17**
 Tax Levy Cancelled, Abated or Adjusted **.49**

EXPENDITURES		REVENUES-REALIZED		1975 PROPERTY TAX	
GENERAL GOVERNMENT				STATE EQUALIZED TAX RATE	
Governing Body & Public Boards		1975 Property Taxes Collected	5,359,494.26	Local District School Taxes	2.62
Municipal Clerk		1975 Payments in Lieu of Taxes		Regional & Consolidated School Tax	
Financial Administration	42,425.00	Delinquent Tax & Lien Collections	106,675.42	School Taxes in Municipal Budget	
Assessment of Taxes	18,205.00	Business Personalty Replacement Taxes	236,269.25	County Taxes	.60
Collection of Taxes	22,275.00	Taxes from Public Utilities	210,755.35	County Library Taxes	
Planning, Housing & Development	3,760.00	Other Miscellaneous Tax Revenues		Local Municipal Purpose Taxes	.47
Human Resources	1,300.00	State Aid Revenues	2,696.00	Veteran & Senior Citizen Taxes	.05
Elections	5,300.00	Federal Aid Revenues	58,090.78	Total Taxes for Rate Computation	3.74
General Administration (other)	142,880.00	State and Local Fiscal Assistance Act Utilized	83,385.00	Special District Taxes	
JUDICIARY		Sale of Acquired Property		Bank Stock Taxes	6,104.48
Municipal Courts	7,950.00	Other Miscellaneous Revenues	147,388.40	Added and Omitted Taxes	37,685.47
PUBLIC SAFETY		Total	6,204,754.46	Total Taxes Levied - ABSTRACT	5,433,265.70
Fire Protection	42,890.00	Prior Years Surplus Appropriated	268,000.00	Total Taxes Billed	5,459,558.57
Police Protection	447,136.60	REVENUES TOTAL	6,472,754.46	1975 TAXES COLLECTED	5,359,494.26
Civil Defense & Disaster Control	3,200.00	Reserve For Uncollected Taxes	162,205.88	1975 Taxes Cancelled, Abated or Adjusted	26,904.77
Environmental Inspection & Control	6,225.00	CAPITAL OUTLAY TOTAL	233,154.38	Transfer to Tax Title Liens or Foreclosed	5,631.81
Other Public Safety				Balance Outstanding Dec. 31, 1975	67,527.73
PUBLIC WORKS		Public Enterprises		PRIOR YEARS TAXES OUTSTANDING	
Streets and Drainage	210,770.00	Recreation—Culture	55,000.00	Balance January 1, 1975	101,282.05
Sewers and Sewage Processing		Public Works	115,309.64	Collected in 1975	90,105.41
Garbage and Trash Disposal	142,700.00	Buildings and Grounds	62,844.74	Cancelled, Abated or Adjusted 1975	5,173.80
Public Buildings and Grounds	44,250.00	Library and Education		Transfers to Tax Title Liens or Foreclosed	2,915.84
Other Public Works		Conservation		Balance December 31, 1975	3,087.00
HEALTH and WELFARE		All Other		TAX TITLE LIENS OUTSTANDING	
Health Services Except Environmental	47,563.40	CAPITAL DEBT AUTHORIZED, DECEMBER 31, 1975		Balance January 1, 1975	16,183.66
Welfare-Public Assistance	1,950.00	ISSUED AND UNISSUED		Transfer From Taxes	8,918.11
Hospitals, Clinics, First Aid	800.00	School	3,171,000	Redeemed in 1975	16,570.01
Animal, Insect, & Rodent Control		Self-liquidating		Cancelled, Abated or Adjusted (1975)	
Other Welfare Services		Other	832,250	Transfers to Foreclosed Property	
RECREATION and CONSERVATION		Total	4,003,250	Balance December 31, 1975	8,531.76
Beaches and Boardwalks		ISSUED AND OUTSTANDING		PROPERTY ACQUIRED BY DEED OR	
Parks, Playgrounds, Shade Trees	11,350.00	School	3,171,000.00	FORECLOSURE	
Land Reclamation & Conservation	1,100.00	Self-Liquidating		Balance January 1, 1975	30,275.00
Other Recreational Services	33,225.00	Other	654,750.00	Transfers From Taxes or Liens	
EDUCATION (excluding schools)		Total	3,825,750.00	Sale for Cash (1975)	
Libraries	52,000.00	EQUALIZED VALUATION BASIS		Cancelled, Abated or Adjusted (1975)	
Other Educational Services		FOR NET DEBT COMPUTATION	132,503,179.00	Balance December 31, 1975	30,275.00
STATUTORY EXPENDITURES		REAL PROPERTY VALUATIONS		CURRENT FINANCES DECEMBER 31, 1975	
Pensions & F. I. C. A.	104,000.00	Code Class # of Parcels % VAL'N		ASSETS	
Employee Fringe Benefits	23,400.00	1 Vacant Land 181 1.93	1,925,600.00	Cash Dec. 31, 1975	470,859.70
Other Statutory Expenditures		2 Residential 2824 77.23	77,174,800.00	Taxes Receivable	70,614.73
CETA And Other Public Employment Programs	124,645.31	3 Farm		Tax Title Liens	8,531.76
MUNICIPAL FUNCTIONS TOTAL	1,541,300.31	4a Commercial 138 10.53	10,525,400.00	Foreclosed Property	30,275.00
CAPITAL IMPROVEMENTS MEMO	17,500.00	4b Industrial 4 5.14	5,136,200.00	Emergencies & Other Deferred Charges	1,656.41
DEBT SERVICE		4c Apartments 8 5.17	5,163,300.00	State and Federal Aid Receivable	8,088.00
Principal Payments	5,000.00	Total 3155	99,925,300.00	Other Receivables	16,435.46
Interest Payments	43,500.00	Land Area 3.00 Sq. Miles		Total	606,461.06
DEFERRED CHARGES	24,575.97	Net Valuation Taxable-Municipal	101,052,285.00	LIABILITIES, RESERVES, AND SURPLUS	
SCHOOL, COUNTY, SPECIAL DISTRICT TAXES	4,698,306.54	Net Valuation Taxable-County	143,189,402.00	Cash Liabilities	239,181.49
RESERVE FOR UNCOLLECTED TAXES	162,205.88	State Equalized Valuation	145,132,843.00	Reserves for Receivables	125,856.95
EXPENDITURES TOTAL	6,474,888.70	State Equalization Ratio	69.39	Surplus Dec. 31, 1975	241,422.62

0120

Population 1970 590
 Population 1975 645
 S & P Rating
 Moody Rating

General Tax Rate Per \$100. 3.24
 State Equalized Tax Rate 2.00

PORT REPUBLIC CITY — ATLANTIC COUNTY

Form of Government:

Special Charter (P.L. 1897, c.30)

Number of Members on Governing Body 7

PER CAPITA:

Gross Debt 13.95
 Net Debt
 Debt Service 5.30
 Total Tax Levy 348.09
 Municipal Expenditures 150.68

PER CENT:

Gross Debt .10
 Net Debt
 Tax Levy Collected 93.02
 Tax Levy Cancelled, Abated or Adjusted .65

EXPENDITURES		REVENUES-REALIZED		1975 PROPERTY TAX	
GENERAL GOVERNMENT				STATE EQUALIZED TAX RATE	
Governing Body & Public Boards		1975 Property Taxes Collected	208,852.70	Local District School Taxes 1.21	133,268.00
Municipal Clerk		1975 Payments in Lieu of Taxes		Regional & Consolidated School Tax	
Financial Administration	2,125.00	Delinquent Tax & Lien Collections	7,807.07	School Taxes in Municipal Budget	
Assessment of Taxes	3,400.00	Business Personalty Replacement Taxes	5,044.58	County Taxes .73	80,175.29
Collection of Taxes	2,000.00	Taxes from Public Utilities	76,614.52	County Library Taxes .01	1,260.48
Planning, Housing & Development	850.00	Other Miscellaneous Tax Revenues		Local Municipal Purpose Taxes	
Human Resources		State Aid Revenues	2,039.50	Veteran & Senior Citizen Taxes .05	5,990.00
Elections	500.00	Federal Aid Revenues		Total Taxes for Rate Computation 2.00	220,693.77
General Administration (other)	17,250.00	State and Local Fiscal Assistance Act Utilized	4,929.42	Special District Taxes	
JUDICIARY		Sale of Acquired Property		Bank Stock Taxes	
Municipal Courts	2,675.00	Other Miscellaneous Revenues	9,682.20	Added and Omitted Taxes	9,812.51
PUBLIC SAFETY		Total	314,969.99	Total Taxes Levied - ABSTRACT	224,516.28
Fire Protection	4,500.00	Prior Years Surplus Appropriated	32,284.33	Total Taxes Billed	224,517.18
Police Protection	4,050.00	REVENUES TOTAL	347,254.32	1975 TAXES COLLECTED	208,852.70
Civil Defense & Disaster Control	600.00	Reserve For Uncollected Taxes	19,255.87	1975 Taxes Cancelled, Abated or Adjusted	1,462.64
Environmental Inspection & Control	1,300.00	CAPITAL OUTLAY TOTAL	3,852.54	Transfer to Tax Title Liens or Foreclosed	635.04
Other Public Safety				Balance Outstanding Dec. 31, 1975	13,566.80
PUBLIC WORKS				PRIOR YEARS TAXES OUTSTANDING	
Streets and Drainage	17,207.22	Public Enterprises		Balance January 1, 1975	8,060.32
Sewers and Sewage Processing		Recreation—Culture		Collected in 1975	7,807.07
Garbage and Trash Disposal	1,800.00	Public Works		Cancelled, Abated or Adjusted 1975	
Public Buildings and Grounds	3,150.00	Buildings and Grounds	3,852.54	Transfers to Tax Title Liens or Foreclosed	
Other Public Works		Library and Education		Balance December 31, 1975	253.25
HEALTH and WELFARE		Conservation		TAX TITLE LIENS OUTSTANDING	
Health Services Except Environmental	76.00	All Other		Balance January 1, 1975	3,159.28
Welfare-Public Assistance	75.00	CAPITAL DEBT AUTHORIZED, DECEMBER 31, 1975		Transfer From Taxes	635.04
Hospitals, Clinics, First Aid		ISSUED AND UNISSUED GROSS DEBT NET DEBT		Redeemed in 1975	
Animal, Insect, & Rodent Control	50.00	School 9,000		Cancelled, Abated or Adjusted (1975)	
Other Welfare Services		Self-liquidating		Transfers to Foreclosed Property	
RECREATION and CONSERVATION		Other		Balance December 31, 1975	3,794.32
Beaches and Boardwalks		Total 9,000		PROPERTY ACQUIRED BY DEED OR FORECLOSURE	
Parks, Playgrounds, Shade Trees	10,529.42	ISSUED AND OUTSTANDING		Balance January 1, 1975	1,000.00
Land Reclamation & Conservation		School 9,000.00		Transfers From Taxes or Liens	
Other Recreational Services	200.00	Self-Liquidating		Sale for Cash (1975)	
EDUCATION (excluding schools)		Other		Cancelled, Abated or Adjusted (1975)	
Libraries		Total 9,000.00		Balance December 31, 1975	1,000.00
Other Educational Services		EQUALIZED VALUATION BASIS		CURRENT FINANCES DECEMBER 31, 1975	
STATUTORY EXPENDITURES		FOR NET DEBT COMPUTATION	8,970,546.00	ASSETS	
Pensions & F. I. C. A.	1,420.00	REAL PROPERTY VALUATIONS		Cash Dec. 31, 1975	97,981.89
Employee Fringe Benefits		Code Class # of Parcels % VAL'N		Taxes Receivable	13,820.05
Other Statutory Expenditures		1 Vacant Land 225 16.38	1,073,000.00	Tax Title Liens	3,794.32
CETA And Other Public Employment Programs		2 Residential 267 73.78	4,832,600.00	Foreclosed Property	1,000.00
MUNICIPAL FUNCTIONS TOTAL	73,757.64	3 Farm 26 3.58	234,500.00	Emergencies & Other Deferred Charges	1,800.00
CAPITAL IMPROVEMENTS * MEMO *	15,000.00	4a Commercial 13 6.23	408,200.00	State and Federal Aid Receivable	20,197.50
DEBT SERVICE		4b Industrial 1 .02	1,600.00	Other Receivables	6.00
Principal Payments	3,000.00	4c Apartments		Total	138,599.76
Interest Payments	420.00	Total 532	6,549,900.00	LIABILITIES, RESERVES, AND SURPLUS	
TYPE I SCHL DEBT * MEMO	3,420.00	Land Area 8.10 Sq. Miles		Cash Liabilities	30,735.13
DEFERRED CHARGES	754.00	Net Valuation Taxable-Municipal	6,813,914.00	Reserves for Receivables	18,620.37
SCHOOL, COUNTY, SPECIAL DISTRICT TAXES	214,703.77	Net Valuation Taxable-County	9,352,515.00	Surplus Dec. 31, 1975	89,244.26
RESERVE FOR UNCOLLECTED TAXES	19,255.87	State Equalized Valuation	10,836,895.00	Total	138,599.76
EXPENDITURES TOTAL	311,891.28	State Equalization Ratio	51.95		

1971/3000

* ABOVE DEBT SERVICE INCLUDES TYPE I SCHOOL DEBT

1109

Population 1970 12,315
 Population 1975 12,245
 S & P Rating AA
 Moody Rating AA

General Tax Rate Per \$100. 4.63
 State Equalized Tax Rate 2.59

PRINCETON BOROUGH — MERCER COUNTY

Form of Government:

Borough Council

Number of Members on Governing Body 6

PER CAPITA:

Gross Debt 260.44
 Net Debt 181.30
 Debt Service 20.77
 Total Tax Levy 373.87
 Municipal Expenditures 231.94

PER CENT:

Gross Debt 2.06
 Net Debt 1.44
 Tax Levy Collected 96.43
 Tax Levy Cancelled, Abated or Adjusted .03

EXPENDITURES		REVENUES-REALIZED		1975 PROPERTY TAX	
GENERAL GOVERNMENT				STATE EQUALIZED TAX RATE	
Governing Body & Public Boards	29,359.83	1975 Property Taxes Collected	4,426,218.53	Local District School Taxes	
Municipal Clerk		1975 Payments in Lieu of Taxes	12,223.17	Regional & Consolidated School Tax	1.13
Financial Administration	4,300.00	Delinquent Tax & Lien Collections	152,154.79	School Taxes in Municipal Budget	
Assessment of Taxes	7,358.36	Business Personality Replacement Taxes	141,364.35	County Taxes	.90
Collection of Taxes	131.60	Taxes from Public Utilities	310,729.45	County Library Taxes	
Planning, Housing & Development	46,936.30	Other Miscellaneous Tax Revenues		Local Municipal Purpose Taxes	.55
Human Resources	35,855.61	State Aid Revenues	12,615.36	Veteran & Senior Citizen Taxes	.02
Elections	1,153.53	Federal Aid Revenues		Total Taxes for Rate Computation	2.60
General Administration (other)	271,389.10	State and Local Fiscal Assistance Act Utilized	56,327.00	Special District Taxes	
JUDICIARY		State and Local Fiscal Assistance Act Utilized		Bank Stock Taxes	41,254.79
Municipal Courts	56,747.55	Sale of Acquired Property	1,171,308.57	Added and Omitted Taxes	12,049.26
PUBLIC SAFETY		Other Miscellaneous Revenues	6,282,951.22	Total Taxes Levied - ABSTRACT	4,578,060.47
Fire Protection	56,965.64	Total	6,282,951.22	Total Taxes Billed	4,589,864.17
Police Protection	534,290.91	Prior Years Surplus Appropriated	200,000.00	1975 TAXES COLLECTED	4,426,218.53
Civil Defense & Disaster Control	300.00	REVENUES TOTAL	6,482,951.22	1975 Taxes Cancelled, Abated or Adjusted	1,214.17
Environmental Inspection & Control	19,024.63	Reserve For Uncollected Taxes	160,000.00	Transfer to Tax Title Liens or Foreclosed	7,014.80
Other Public Safety		CAPITAL OUTLAY TOTAL	357,064.45	Balance Outstanding Dec. 31, 1975	155,416.67
PUBLIC WORKS				PRIOR YEARS TAXES OUTSTANDING	
Streets and Drainage	284,718.36	Public Enterprises		Balance January 1, 1975	155,408.79
Sewers and Sewage Processing	287,727.89	Recreation—Culture	3,737.39	Collected in 1975	152,164.79
Garbage and Trash Disposal	156,865.89	Public Works	353,144.56	Cancelled, Abated or Adjusted 1975	
Public Buildings and Grounds	68,923.86	Buildings and Grounds	182.50	Transfers to Tax Title Liens or Foreclosed	3,244.00
Other Public Works		Library and Education		Balance December 31, 1975	
HEALTH and WELFARE		Conservation		TAX TITLE LIENS OUTSTANDING	
Health Services Except Environmental	56,472.61	All Other		Balance January 1, 1975	
Welfare-Public Assistance	9,181.00	CAPITAL DEBT AUTHORIZED, DECEMBER 31, 1975		Transfer From Taxes	10,548.48
Hospitals, Clinics, First Aid		ISSUED AND UNISSUED GROSS DEBT		Redeemed in 1975	
Animal, Insect, & Rodent Control		School 969,064		Cancelled, Abated or Adjusted (1975)	
Other Welfare Services		Self-Liquidating		Transfers to Foreclosed Property	
RECREATION and CONSERVATION		Other 2,220,020	2,220,020	Balance December 31, 1975	10,548.48
Beaches and Boardwalks	72,599.05	Total 3,189,084	2,220,020	PROPERTY ACQUIRED BY DEED OR	
Parks, Playgrounds, Shade Trees	150.00			FORECLOSURE	
Land Reclamation & Conservation	96,691.20	ISSUED AND OUTSTANDING		Balance January 1, 1975	
Other Recreational Services		School 969,064.00		Transfers From Taxes or Liens	
EDUCATION (excluding schools)		Self-Liquidating		Sale for Cash (1975)	
Libraries	138,970.64	Other 2,204,000.00		Cancelled, Abated or Adjusted (1975)	
Other Educational Services	342.53	Total 3,173,064.00		Balance December 31, 1975	
STATUTORY EXPENDITURES		EQUALIZED VALUATION BASIS		CURRENT FINANCES DECEMBER 31, 1975	
Pensions & F. I. C. A.	161,632.75	FOR NET DEBT COMPUTATION	154,453,404.67	ASSETS	
Employee Fringe Benefits		REAL PROPERTY VALUATIONS		Cash Dec. 31, 1975	416,148.76
Other Statutory Expenditures		Code Class # of Parcels % VAL'N		Taxes Receivable	155,416.67
CETA And Other Public Employment Programs		1 Vacant Land 153 2.16	2,064,100.00	Tax Title Liens	10,548.48
MUNICIPAL FUNCTIONS TOTAL	2,398,088.84	2 Residential 1735 63.68	60,833,200.00	Foreclosed Property	
CAPITAL IMPROVEMENTS *MEMO*	15,000.00	3 Farm		Emergencies & Other Deferred Charges	31,990.00
DEBT SERVICE		4a Commercial 198 28.65	27,369,700.00	State and Federal Aid Receivable	6,347.50
Principal Payments	184,000.00	4b Industrial		Other Receivables	14,640.19
Interest Payments	70,327.00	4c Apartments 42 5.51	5,268,100.00	Total	635,091.60
DEFERRED CHARGES	27,686.87	Total 2128	95,535,100.00	LIABILITIES, RESERVES, AND SURPLUS	
SCHOOL, COUNTY, SPECIAL DISTRICT TAXES	3,565,139.37	Land Area 1.76 Sq. Miles		Cash Liabilities	131,329.41
RESERVE FOR UNCOLLECTED TAXES	160,000.00	Net Valuation Taxable-Municipal	98,424,647.00	Reserves for Receivables	180,605.34
EXPENDITURES TOTAL	6,405,242.08	Net Valuation Taxable-County	168,741,988.00	Surplus Dec. 31, 1975	323,156.85
		State Equalized Valuation	173,370,282.00	Total	635,091.60
		State Equalization Ratio	56.06		

1110

Population 1970 **13,695**
 Population 1975 **14,065**
 S & P Rating
 Moody Rating **AA**

General Tax Rate Per \$100. **3.49**
 State Equalized Tax Rate **2.95**

PRINCETON TOWNSHIP — MERCER COUNTY

Form of Government:
 Township Committee
 Number of Members on Governing Body 5

PER CAPITA:
 Gross Debt **339.17**
 Net Debt **211.26**
 Debt Service **15.26**
 Total Tax Levy **653.90**
 Municipal Expenditures **237.93**

PER CENT:
 Gross Debt **1.66**
 Net Debt **1.04**
 Tax Levy Collected **94.86**
 Tax Levy Cancelled, Abated or Adjusted **.16**

EXPENDITURES		REVENUES-REALIZED		1975 PROPERTY TAX	
GENERAL GOVERNMENT				STATE EQUALIZED TAX RATE	
Governing Body & Public Boards	61,990.56	1975 Property Taxes Collected	8,722,830.22	Local District School Taxes	
Municipal Clerk		1975 Payments in Lieu of Taxes	16,283.43	Regional & Consolidated School Tax	1.58
Financial Administration	35,344.63	Delinquent Tax & Lien Collections	426,234.80	School Taxes in Municipal Budget	
Assessment of Taxes	10,472.28	Business Personalty Replacement Taxes	114,286.22	County Taxes	.92
Collection of Taxes	32,534.39	Taxes from Public Utilities	418,293.99	County Library Taxes	
Planning, Housing & Development	29,858.70	Other Miscellaneous Tax Revenues		Local Municipal Purpose Taxes	.44
Human Resources	131,356.83	State Aid Revenues	7,113.50	Veteran & Senior Citizen Taxes	.02
Elections	1,748.92	Federal Aid Revenues	13,954.31	Total Taxes for Rate Computation	2.96
General Administration (other)	352,362.57	State and Local Fiscal Assistance Act Utilized	62,810.35	Special District Taxes	
JUDICIARY		Sale of Acquired Property		Bank Stock Taxes	
Municipal Courts	13,106.57	Other Miscellaneous Revenues	690,200.14	Added and Omitted Taxes	
PUBLIC SAFETY		Total	10,472,006.96	Total Taxes Levied - ABSTRACT	
Fire Protection	68,719.00	Prior Years Surplus Appropriated	260,000.00	Total Taxes Billed	
Police Protection	553,860.30	REVENUES TOTAL	10,732,006.96	1975 TAXES COLLECTED	
Civil Defense & Disaster Control	250.00	Reserve For Uncollected Taxes	470,030.00	1975 Taxes Cancelled, Abated or Adjusted	
Environmental Inspection & Control	41,750.77	CAPITAL OUTLAY TOTAL	269,301.44	Transfer to Tax Title Liens or Foreclosed	
Other Public Safety				Balance Outstanding Dec. 31, 1975	
PUBLIC WORKS				PRIOR YEARS TAXES OUTSTANDING	
Streets and Drainage	303,884.32	Public Enterprises		Balance January 1, 1975	
Sewers and Sewage Processing	189,550.64	Recreation—Culture	20,179.44	Collected in 1975	
Garbage and Trash Disposal	73,332.00	Public Works	142,722.55	Cancelled, Abated or Adjusted 1975	
Public Buildings and Grounds	36,721.00	Buildings and Grounds	106,399.45	Transfers to Tax Title Liens or Foreclosed	
Other Public Works		Library and Education		Balance December 31, 1975	
HEALTH and WELFARE		Conservation		TAX TITLE LIENS OUTSTANDING	
Health Services Except Environmental	52,282.77	All Other		Balance January 1, 1975	
Welfare-Public Assistance	7,589.22	CAPITAL DEBT AUTHORIZED, DECEMBER 31, 1975		Transfer From Taxes	
Hospitals, Clinics, First Aid	882.15	ISSUED AND UNISSUED		Redeemed in 1975	
Animal, Insect, & Rodent Control	4,958.75	School	1,798,936	Cancelled, Abated or Adjusted (1975)	
Other Welfare Services		Self-liquidating		Transfers to Foreclosed Property	
RECREATION and CONSERVATION		Other	2,971,442	Balance December 31, 1975	
Beaches and Boardwalks		Total	4,770,378	PROPERTY ACQUIRED BY DEED OR	
Parks, Playgrounds, Shade Trees	2,363.78			FORECLOSURE	
Land Reclamation & Conservation	11,406.67	ISSUED AND OUTSTANDING		Balance January 1, 1975	
Other Recreational Services	205,972.00	School	1,798,936.00	Transfers From Taxes or Liens	
EDUCATION (excluding schools)		Self-Liquidating		Sale for Cash (1975)	
Libraries	271,965.70	Other	2,349,599.00	Cancelled, Abated or Adjusted (1975)	
Other Educational Services		Total	4,148,535.00	Balance December 31, 1975	
STATUTORY EXPENDITURES		EQUALIZED VALUATION BASIS		CURRENT FINANCES DECEMBER 31, 1975	
Pensions & F. I. C. A.	124,525.64	FOR NET DEBT COMPUTATION	286,721,821.67	ASSETS	
Employee Fringe Benefits		REAL PROPERTY VALUATIONS		Cash Dec. 31, 1975	
Other Statutory Expenditures		Code Class # of Parcels % VAL'N		Taxes Receivable	
CETA And Other Public Employment Programs	15,505.42	1 Vacant Land 514 5.42	14,062,900.00	Tax Title Liens	
MUNICIPAL FUNCTIONS TOTAL	2,634,299.58	2 Residential 3309 78.88	204,735,600.00	Foreclosed Property	
CAPITAL IMPROVEMENTS *MEMO*	66,500.00	3 Farm 63 1.13	2,945,600.00	Emergencies & Other Deferred Charges	
DEBT SERVICE		4a Commercial 93 6.21	16,128,200.00	State and Federal Aid Receivable	
Principal Payments	116,421.00	4b Industrial 2 .69	1,786,400.00	Other Receivables	
Interest Payments	98,246.33	4c Apartments 8 7.66	19,893,200.00	Total	
DEFERRED CHARGES	27,459.96	Total 3986	259,551,900.00	LIABILITIES, RESERVES, AND SURPLUS	
SCHOOL, COUNTY, SPECIAL DISTRICT TAXES	7,745,332.08	Land Area 16.25 Sq. Miles		Cash Liabilities	
RESERVE FOR UNCOLLECTED TAXES	470,030.00	Net Valuation Taxable-Municipal	261,321,493.00	Reserves for Receivables	
EXPENDITURES TOTAL	11,091,788.95	Net Valuation Taxable-County	303,401,598.00	Surplus Dec. 31, 1975	
		State Equalized Valuation	308,549,796.00	Total	
		State Equalization Ratio	84.61		

1610

Population 1970 **5,180**
 Population 1975 **5,295**
 S & P Rating
 Moody Rating

General Tax Rate Per \$100. **4.54**
 State Equalized Tax Rate **2.95**

PROSPECT PARK BOROUGH — PASSAIC CO.

Form of Government:

Borough Council

Number of Members on Governing Body 6

PER CAPITA:

Gross Debt **180.93**
 Net Debt **6.80**
 Debt Service **2.86**
 Total Tax Levy **259.10**
 Municipal Expenditures **91.22**

PER CENT:

Gross Debt **2.31**
 Net Debt **.09**
 Tax Levy Collected **98.40**
 Tax Levy Cancelled, Abated or Adjusted **.02**

EXPENDITURES		REVENUES-REALIZED		1975 PROPERTY TAX	
GENERAL GOVERNMENT				STATE EQUALIZED TAX RATE 2.96	
Governing Body & Public Boards		1975 Property Taxes Collected	1,349,657.98	Local District School Taxes 1.16	528,042.00
Municipal Clerk	2,550.00	1975 Payments in Lieu of Taxes		Regional & Consolidated School Tax .93	422,775.81
Financial Administration	4,150.00	Delinquent Tax & Lien Collections	12,933.25	School Taxes in Municipal Budget	
Assessment of Taxes	4,150.00	Business Personalty Replacement Taxes	45,189.49	County Taxes .58	265,563.69
Collection of Taxes	5,450.00	Taxes from Public Utilities	59,300.27	County Library Taxes	
Planning, Housing & Development	900.00	Other Miscellaneous Tax Revenues	2,050.50	Local Municipal Purpose Taxes .22	101,443.97
Human Resources		State Aid Revenues	21,232.33	Veteran & Senior Citizen Taxes .07	30,910.00
Elections		Federal Aid Revenues	36,168.67	Total Taxes for Rate Computation	1,348,735.47
General Administration (other)	38,000.00	State and Local Fiscal Assistance Act Utilized		Special District Taxes	
JUDICIARY		Sale of Acquired Property		Bank Stock Taxes	44,322.28
Municipal Courts	9,550.00	Other Miscellaneous Revenues	33,177.11	Added and Omitted Taxes	9,761.00
PUBLIC SAFETY		Total	1,559,709.60	Total Taxes Levied - ABSTRACT	1,371,908.75
Fire Protection	20,925.00	Prior Years Surplus Appropriated	145,000.00	Total Taxes Billed	1,371,635.32
Police Protection	120,623.00	REVENUES TOTAL	1,704,709.60	1975 TAXES COLLECTED	1,349,657.98
Civil Defense & Disaster Control	600.00	Reserve For Uncollected Taxes	68,503.69	1975 Taxes Cancelled, Abated or Adjusted	320.00
Environmental Inspection & Control	2,750.00			Transfer to Tax Title Liens or Foreclosed Balance Outstanding Dec. 31, 1975	21,657.34
Other Public Safety		CAPITAL OUTLAY TOTAL		PRIOR YEARS TAXES OUTSTANDING	
PUBLIC WORKS				Balance January 1, 1975	16,740.73
Streets and Drainage	46,100.00	Public Enterprises		Collected in 1975	12,933.25
Sewers and Sewage Processing	15,050.00	Recreation—Culture		Cancelled, Abated or Adjusted 1975	
Garbage and Trash Disposal	62,400.00	Public Works		Transfers to Tax Title Liens or Foreclosed Balance December 31, 1975	3,807.48
Public Buildings and Grounds	3,150.00	Buildings and Grounds		TAX TITLE LIENS OUTSTANDING	
Other Public Works		Library and Education		Balance January 1, 1975	284.23
HEALTH and WELFARE		Conservation		Transfer From Taxes	
Health Services Except Environmental	8,400.00	All Other		Redeemed in 1975	
Welfare-Public Assistance	1,900.00	CAPITAL DEBT AUTHORIZED, DECEMBER 31, 1975		Cancelled, Abated or Adjusted (1975)	
Hospitals, Clinics, First Aid	600.00	ISSUED AND UNISSUED GROSS DEBT NET DEBT		Transfers to Foreclosed Property	
Animal, Insect, & Rodent Control		School 922,014		Balance December 31, 1975	284.23
Other Welfare Services		Self-liquidating 36,000	36,000	PROPERTY ACQUIRED BY DEED OR FORECLOSURE	
RECREATION and CONSERVATION		Other 958,014	36,000	Balance January 1, 1975	250.00
Beaches and Boardwalks		ISSUED AND OUTSTANDING		Transfers From Taxes or Liens	
Parks, Playgrounds, Shade Trees	3,909.00	School 882,775.00		Sale for Cash (1975)	
Land Reclamation & Conservation	5,000.00	Self-Liquidating 36,000.00		Cancelled, Abated or Adjusted (1975)	250.00
Other Recreational Services		Other 918,775.00		Balance December 31, 1975	
EDUCATION (excluding schools)		Total		CURRENT FINANCES DECEMBER 31, 1975	
Libraries		EQUALIZED VALUATION BASIS		ASSETS	
Other Educational Services		FOR NET DEBT COMPUTATION	41,417,812.67	Cash Dec. 31, 1975	256,201.78
STATUTORY EXPENDITURES		REAL PROPERTY VALUATIONS		Taxes Receivable	25,464.82
Pensions & F. I. C. A.	13,800.00	Code Class # of Parcels % VAL'N		Tax Title Liens	284.23
Employee Fringe Benefits	5,300.00	1 Vacant Land 30 1.27	375,700.00	Foreclosed Property	250.00
Other Statutory Expenditures		2 Residential 1048 83.86	24,758,100.00	Emergencies & Other Deferred Charges	5,859.00
CETA And Other Public Employment Programs	17,220.00	3 Farm		State and Federal Aid Receivable	11,591.88
MUNICIPAL FUNCTIONS TOTAL	388,327.00	4a Commercial 82 12.75	3,765,400.00	Other Receivables	5,263.86
CAPITAL IMPROVEMENTS *MEMU*	10,000.00	4b Industrial 3 1.97	580,900.00	Total	304,915.57
DEBT SERVICE		4c Apartments 1 .14	41,400.00	LIABILITIES, RESERVES, AND SURPLUS	
Principal Payments	12,000.00	Total 1164	29,521,500.00	Cash Liabilities	94,404.54
Interest Payments	3,160.00	Land Area .45 Sq. Miles		Reserves for Receivables	31,262.91
DEFERRED CHARGES	11,000.00	Net Valuation Taxable-Municipal	29,708,415.00	Surplus Dec. 31, 1975	179,248.12
SCHOOL, COUNTY, SPECIAL DISTRICT TAXES	1,216,381.50	Net Valuation Taxable-County	43,281,512.00	Total	304,915.57
RESERVE FOR UNCOLLECTED TAXES	68,503.69	State Equalized Valuation	45,569,697.00		
EXPENDITURES TOTAL	1,699,372.19	State Equalization Ratio	65.05		

1711

Population 1970 **2,575**
 Population 1975 **2,675**
 S & P Rating
 Moody Rating

General Tax Rate Per \$100. **6.03**
 State Equalized Tax Rate **3.72**

QUINTON TOWNSHIP — SALEM COUNTY

Form of Government:
 Township Committee

Number of Members on Governing Body 3

PER CAPITA:

Gross Debt **9.35**
 Net Debt
 Debt Service
 Total Tax Levy **328.14**
 Municipal Expenditures **129.97**

PER CENT:

Gross Debt **.13**
 Net Debt
 Tax Levy Collected **80.51**
 Tax Levy Cancelled, Abated or Adjusted **2.07**

EXPENDITURES		REVENUES-REALIZED		1975 PROPERTY TAX	
GENERAL GOVERNMENT				STATE EQUALIZED TAX RATE 2.70	
Governing Body & Public Boards		1975 Property Taxes Collected	708,270.38	Local District School Taxes	642,600.50
Municipal Clerk		1975 Payments in Lieu of Taxes		Regional & Consolidated School Tax	
Financial Administration	4,000.00	Delinquent Tax & Lien Collections	96,714.59	School Taxes in Municipal Budget	
Assessment of Taxes	4,000.00	Business Personalty Replacement Taxes	19,966.63	County Taxes	209,115.41
Collection of Taxes	8,600.00	Taxes from Public Utilities	95,810.02	County Library Taxes	
Planning, Housing & Development	6,300.00	Other Miscellaneous Tax Revenues		Local Municipal Purpose Taxes	15,594.52
Human Resources		State Aid Revenues	15,938.00	Veteran & Senior Citizen Taxes	17,580.00
Elections		Federal Aid Revenues		Total Taxes for Rate Computation	884,890.43
General Administration (other)	18,780.00	State and Local Fiscal Assistance Act Utilized	36,047.00	Special District Taxes	
JUDICIARY		Sale of Acquired Property		Bank Stock Taxes	417.48
Municipal Courts	4,400.00	Other Miscellaneous Revenues	46,470.81	Added and Omitted Taxes	10,044.46
PUBLIC SAFETY		Total	1,019,217.43	Total Taxes Levied - ABSTRACT	877,772.37
Fire Protection	10,850.00	Prior Years Surplus Appropriated	93,798.67	Total Taxes Billed	879,720.96
Police Protection	3,600.00	REVENUES TOTAL	1,113,016.10	1975 TAXES COLLECTED	708,270.38
Civil Defense & Disaster Control	615.00	Reserve For Uncollected Taxes	203,202.40	1975 Taxes Cancelled, Abated or Adjusted	18,219.85
Environmental Inspection & Control	1,390.00			Transfer to Tax Title Liens or Foreclosed	28,000.00
Other Public Safety				Balance Outstanding Dec. 31, 1975	125,230.73
PUBLIC WORKS		CAPITAL OUTLAY TOTAL		PRIOR YEARS TAXES OUTSTANDING	
Streets and Drainage	67,273.12	Public Enterprises		Balance January 1, 1975	109,660.74
Sewers and Sewage Processing		Recreation—Culture		Collected in 1975	86,654.71
Garbage and Trash Disposal	5,561.38	Public Works		Cancelled, Abated or Adjusted 1975	
Public Buildings and Grounds	3,750.00	Buildings and Grounds		Transfers to Tax Title Liens or Foreclosed	7,104.84
Other Public Works		Library and Education		Balance December 31, 1975	15,901.19
HEALTH and WELFARE		Conservation		TAX TITLE LIENS OUTSTANDING	
Health Services Except Environmental	1,040.00	All Other		Balance January 1, 1975	140,917.46
Welfare-Public Assistance	1,395.00			Transfer From Taxes	36,167.63
Hospitals, Clinics, First Aid	800.00	CAPITAL DEBT AUTHORIZED, DECEMBER 31, 1975		Redeemed in 1975	10,059.88
Animal, Insect, & Rodent Control	900.00	ISSUED AND UNISSUED GROSS DEBT NET DEBT		Cancelled, Abated or Adjusted (1975)	1,768.50
Other Welfare Services		School	25,000	Transfers to Foreclosed Property	
RECREATION and CONSERVATION		Self-liquidating		Balance December 31, 1975	165,256.71
Beaches and Boardwalks		Other		PROPERTY ACQUIRED BY DEED OR FORECLOSURE	
Parks, Playgrounds, Shade Trees		Total	25,000	Balance January 1, 1975	94.54
Land Reclamation & Conservation		ISSUED AND OUTSTANDING		Transfers From Taxes or Liens	
Other Recreational Services		School		Sale for Cash (1975)	
EDUCATION (excluding schools)		Self-Liquidating		Cancelled, Abated or Adjusted (1975)	
Libraries		Other		Balance December 31, 1975	94.54
Other Educational Services		Total		CURRENT FINANCES DECEMBER 31, 1975	
STATUTORY EXPENDITURES		EQUALIZED VALUATION BASIS		ASSETS	
Pensions & F. I. C. A.	1,200.00	FOR NET DEBT COMPUTATION	19,855,041.33	Cash Dec. 31, 1975	449,681.99
Employee Fringe Benefits		REAL PROPERTY VALUATIONS		Taxes Receivable	141,131.92
Other Statutory Expenditures		Code Class # of Parcels % VAL'N		Tax Title Liens	165,256.71
CETA And Other Public Employment Programs		1 Vacant Land 595 5.21	673,200.00	Foreclosed Property	94.54
MUNICIPAL FUNCTIONS TOTAL	144,454.50	2 Residential 682 61.67	7,963,150.00	Emergencies & Other Deferred Charges	1.38
CAPITAL IMPROVEMENTS *MEMC	5,000.00	3 Farm 218 16.78	2,165,950.00	State and Federal Aid Receivable	12,698.12
DEBT SERVICE		4a Commercial 48 16.35	2,110,700.00	Other Receivables	2,269.17
Principal Payments		4b Industrial		Total	771,133.83
Interest Payments		4c Apartments		LIABILITIES, RESERVES, AND SURPLUS	
DEFERRED CHARGES		Total 1543	12,913,000.00	Cash Liabilities	55,704.58
SCHOOL, COUNTY, SPECIAL DISTRICT TAXES	851,715.91	Land Area 24.35 Sq. Miles		Reserves for Receivables	308,752.34
RESERVE FOR UNCOLLECTED TAXES	203,202.40	Net Valuation Taxable-Municipal	14,692,689.00	Surplus Dec. 31, 1975	406,676.91
EXPENDITURES TOTAL	1,199,372.81	Net Valuation Taxable-County	22,718,168.00	Total	771,133.83
		State Equalized Valuation	22,660,996.00		
		State Equalization Ratio	61.84		

2013

Population 1970 29,140
Population 1975 29,805
S & P Rating A+
Moody Rating A-1

General Tax Rate Per \$100. 3.30
State Equalized Tax Rate 3.10

RAHWAY CITY - UNION COUNTY

Form of Government:

Mayor-Council Plan F (OMCL50)

Number of Members on Governing Body 9

PER CAPITA:

Gross Debt 326.02
Net Debt 129.80
Debt Service 11.79
Total Tax Levy 374.51
Municipal Expenditures 224.29

PER CENT:

Gross Debt 2.97
Net Debt 1.18
Tax Levy Collected 96.99
Tax Levy Cancelled, Abated or Adjusted .11

EXPENDITURES		REVENUES-REALIZED		1975 PROPERTY TAX	
GENERAL GOVERNMENT				STATE EQUALIZED TAX RATE	
Governing Body & Public Boards	43,485.00	1975 Property Taxes Collected	10,905,691.26	Local District School Taxes	1.47
Municipal Clerk	48,537.50	1975 Payments in Lieu of Taxes	91,703.68	Regional & Consolidated School Tax	
Financial Administration	56,565.50	Delinquent Tax & Lien Collections	223,136.90	School Taxes in Municipal Budget	.03
Assessment of Taxes	49,800.50	Business Personalty Replacement Taxes	705,571.10	County Taxes	.48
Collection of Taxes	38,398.50	Taxes from Public Utilities	626,960.55	County Library Taxes	
Planning, Housing & Development	15,030.00	Other Miscellaneous Tax Revenues		Local Municipal Purpose Taxes	1.07
Human Resources	575.00	State Aid Revenues	63,252.14	Veteran & Senior Citizen Taxes	.05
Elections		Federal Aid Revenues	6,821.09	Total Taxes for Rate Computation	3.10
General Administration (other)	352,892.00	State and Local Fiscal Assistance Act Utilized	343,583.55	Special District Taxes	
JUDICIARY		Sale of Acquired Property	250.00	Bank Stock Taxes	
Municipal Courts	45,983.50	Other Miscellaneous Revenues	579,626.75	Added and Omitted Taxes	
PUBLIC SAFETY		Prior Years Surplus Appropriated	475,000.00	Total Taxes Levied - ABSTRACT	11,165,354.45
Fire Protection	1,107,505.00	REVENUES TOTAL	14,021,597.02	Total Taxes Billed	11,243,970.08
Police Protection	1,307,299.00	Reserve For Uncollected Taxes	277,689.82	1975 TAXES COLLECTED	10,905,691.26
Civil Defense & Disaster Control	10,492.00	CAPITAL OUTLAY TOTAL	1,205,318.75	1975 Taxes Cancelled, Abated or Adjusted	12,516.50
Environmental Inspection & Control	46,426.28			Transfer to Tax Title Liens or Foreclosed	17,587.58
Other Public Safety	1,500.00			Balance Outstanding Dec. 31, 1975	308,174.74
PUBLIC WORKS				PRIOR YEARS TAXES OUTSTANDING	
Streets and Drainage	209,900.00	Public Enterprises	602,382.14	Balance January 1, 1975	230,460.80
Sewers and Sewage Processing	480,666.40	Recreation—Culture		Collected in 1975	190,391.25
Garbage and Trash Disposal	373,442.00	Public Works	114,937.32	Cancelled, Abated or Adjusted 1975	2,836.04
Public Buildings and Grounds	83,373.00	Buildings and Grounds	487,999.29	Transfers to Tax Title Liens or Foreclosed	3,125.70
Other Public Works	681,978.00	Library and Education		Balance December 31, 1975	34,107.81
HEALTH and WELFARE		Conservation		TAX TITLE LIENS OUTSTANDING	
Health Services Except Environmental	111,156.75	All Other		Balance January 1, 1975	66,179.44
Welfare-Public Assistance	36,102.00	CAPITAL DEBT AUTHORIZED, DECEMBER 31, 1975		Transfer From Taxes	21,127.52
Hospitals, Clinics, First Aid	4,500.00	ISSUED AND UNISSUED		Redeemed in 1975	32,745.65
Animal, Insect, & Rodent Control		School	2,842,000	Cancelled, Abated or Adjusted (1975)	
Other Welfare Services		Self-Liquidating	3,677,000	Transfers to Foreclosed Property	
RECREATION and CONSERVATION		Other	3,198,130	Balance December 31, 1975	54,561.31
Beaches and Boardwalks		Total	9,717,130	PROPERTY ACQUIRED BY DEED OR FORECLOSURE	
Parks, Playgrounds, Shade Trees		ISSUED AND OUTSTANDING		Balance January 1, 1975	59,375.00
Land Reclamation & Conservation		School	2,842,000.00	Transfers From Taxes or Liens	
Other Recreational Services	118,085.50	Self-Liquidating	2,396,000.00	Sale for Cash (1975)	250.00
EDUCATION (excluding schools)		Other	1,229,934.00	Cancelled, Abated or Adjusted (1975)	550.00
Libraries	225,207.00	Total	6,467,934.00	Balance December 31, 1975	58,575.00
Other Educational Services		EQUALIZED VALUATION BASIS		CURRENT FINANCES DECEMBER 31, 1975	
STATUTORY EXPENDITURES		FOR NET DEBT COMPUTATION	326,773,693.67	ASSETS	
Pensions & F. I. C. A.	411,941.27	REAL PROPERTY VALUATIONS		Cash Dec. 31, 1975	795,330.25
Employee Fringe Benefits	139,200.00	Code Class # of Parcels % VAL'N		Taxes Receivable	342,282.55
Other Statutory Expenditures		1 Vacant Land 597 1.79	5,993,200.00	Tax Title Liens	54,561.31
CETA And Other Public Employment Programs		2 Residential 6868 65.65	219,761,100.00	Foreclosed Property	58,575.00
MUNICIPAL FUNCTIONS TOTAL	6,000,041.70	3 Farm		Emergencies & Other Deferred Charges	7,852.74
CAPITAL IMPROVEMENTS * MEMO*	141,395.55	4a Commercial 425 10.72	35,886,800.00	State and Federal Aid Receivable	27,255.50
DEBT SERVICE		4b Industrial 139 18.12	60,648,100.00	Other Receivables	11,486.21
Principal Payments	251,000.00	4c Apartments 62 3.72	12,458,500.00	Total	1,297,343.56
Interest Payments	100,529.50	Total 8091	334,747,700.00	LIABILITIES, RESERVES, AND SURPLUS	
TYPE I SCHL DEBT * MEMO	106,068.50	Land Area 4.00 Sq. Miles		Cash Liabilities	299,434.37
DEFERRED CHARGES	55,700.47	Net Valuation Taxable-Municipal	342,844,300.00	Reserves for Receivables	466,905.07
SCHOOL, COUNTY, SPECIAL DISTRICT TAXES	7,211,275.89	Net Valuation Taxable-County	368,966,853.00	Surplus Dec. 31, 1975	531,004.12
RESERVE FOR UNCOLLECTED TAXES	277,689.82	State Equalized Valuation	364,499,808.00	Total	1,297,343.56
EXPENDITURES TOTAL	13,896,237.38	State Equalization Ratio	94.16		

1971/3000

* ABOVE DEBT SERVICE INCLUDES TYPE I SCHOOL DEBT

0248

Population 1970 **12,605**
 Population 1975 **13,010**
 S & P Rating
 Moody Rating **BAA**

General Tax Rate Per \$100. **4.23**
 State Equalized Tax Rate **3.12**

RAMSEY BOROUGH — BERGEN COUNTY

Form of Government:
 Borough Council
 Number of Members on Governing Body 6

PER CAPITA:
 Gross Debt **782.23**
 Net Debt **121.28**
 Debt Service **16.37**
 Total Tax Levy **614.74**
 Municipal Expenditures **222.65**

PER CENT:
 Gross Debt **4.46**
 Net Debt **.69**
 Tax Levy Collected **95.83**
 Tax Levy Cancelled, Abated or Adjusted **.40**

EXPENDITURES		REVENUES-REALIZED		1975 PROPERTY TAX	
GENERAL GOVERNMENT				STATE EQUALIZED TAX RATE $\frac{3.12}{2.12}$	
Governing Body & Public Boards		1975 Property Taxes Collected	7,671,339.35	Local District School Taxes	5,411,697.25
Municipal Clerk		1975 Payments in Lieu of Taxes		Regional & Consolidated School Tax	
Financial Administration		Delinquent Tax & Lien Collections	319,048.07	School Taxes in Municipal Budget	
Assessment of Taxes	18,382.14	Business Personalty Replacement Taxes	161,800.93	County Taxes	955,275.80
Collection of Taxes	25,358.15	Taxes from Public Utilities	396,523.56	County Library Taxes	
Planning, Housing & Development	7,335.00	Other Miscellaneous Tax Revenues		Local Municipal Purpose Taxes	1,552,999.14
Human Resources	9,705.00	State Aid Revenues	3,279.00	Veteran & Senior Citizen Taxes	66,150.00
Elections		Federal Aid Revenues	10,941.44	Total Taxes for Rate Computation	7,986,122.19
General Administration (other)	317,880.00	State and Local Fiscal Assistance Act Utilized	77,413.00	Special District Taxes	
JUDICIARY		Sale of Acquired Property		Bank Stock Taxes	11,922.62
Municipal Courts	20,835.00	Other Miscellaneous Revenues	164,993.65	Added and Omitted Taxes	65,935.79
PUBLIC SAFETY		Total	8,805,339.00	Total Taxes Levied - ABSTRACT	7,997,830.60
Fire Protection	58,300.00	Prior Years Surplus Appropriated	450,000.00	Total Taxes Billed	8,005,557.64
Police Protection	545,579.34	REVENUES TOTAL	9,255,339.00	1975 TAXES COLLECTED	7,671,339.35
Civil Defense & Disaster Control	8,045.00	Reserve For Uncollected Taxes	465,111.56	1975 Taxes Cancelled, Abated or Adjusted	31,969.50
Environmental Inspection & Control		CAPITAL OUTLAY TOTAL	153,847.84	Transfer to Tax Title Liens or Foreclosed	10,126.62
Other Public Safety		Public Enterprises	6,252.86	Balance Outstanding Dec. 31, 1975	292,122.17
PUBLIC WORKS		Recreation—Culture	19,123.61	PRIOR YEARS TAXES OUTSTANDING	
Streets and Drainage	378,258.00	Public Works	127,383.44	Balance January 1, 1975	352,518.08
Sewers and Sewage Processing	87,796.00	Buildings and Grounds	1,087.93	Collected in 1975	316,027.25
Garbage and Trash Disposal	197,900.00	Library and Education		Cancelled, Abated or Adjusted 1975	3,786.66
Public Buildings and Grounds	64,225.00	Conservation		Transfers to Tax Title Liens or Foreclosed	4,718.18
Other Public Works	56,915.00	All Other		Balance December 31, 1975	27,985.99
HEALTH and WELFARE		CAPITAL DEBT AUTHORIZED, DECEMBER 31, 1975		TAX TITLE LIENS OUTSTANDING	
Health Services Except Environmental	58,418.96	ISSUED AND UNISSUED		Balance January 1, 1975	19,259.02
Welfare-Public Assistance	10,550.00	School	4,386,000	Transfer From Taxes	15,954.64
Hospitals, Clinics, First Aid		Self-liquidating	4,355,565	Redeemed in 1975	3,020.82
Animal, Insect, & Rodent Control		Other	1,435,279	Cancelled, Abated or Adjusted (1975)	
Other Welfare Services		Total	10,176,844	Transfers to Foreclosed Property	
RECREATION and CONSERVATION		ISSUED AND OUTSTANDING		Balance December 31, 1975	32,192.84
Beaches and Boardwalks		School	4,386,000.00	PROPERTY ACQUIRED BY DEED OR	
Parks, Playgrounds, Shade Trees	13,665.00	Self-Liquidating	4,340,565.00	FORECLOSURE	
Land Reclamation & Conservation		Other	1,077,880.00	Balance January 1, 1975	17,900.00
Other Recreational Services	27,464.65	Total	9,804,445.00	Transfers From Taxes or Liens	
EDUCATION (excluding schools)		EQUALIZED VALUATION BASIS		Sale for Cash (1975)	
Libraries	108,000.00	FOR NET DEBT COMPUTATION	228,314,002.33	Cancelled, Abated or Adjusted (1975)	
Other Educational Services		REAL PROPERTY VALUATIONS		Balance December 31, 1975	17,900.00
STATUTORY EXPENDITURES		Code Class # of Parcels % VAL'N		CURRENT FINANCES DECEMBER 31, 1975	
Pensions & F. I. C. A.	103,040.00	1 Vacant Land 344 5.05	9,372,000.00	ASSETS	
Employee Fringe Benefits	39,870.00	2 Residential 3255 69.67	129,355,900.00	Cash Dec. 31, 1975	673,696.44
Other Statutory Expenditures		3 Farm 17 .14	260,100.00	Taxes Receivable	320,108.16
CETA And Other Public Employment Programs	10,207.00	4a Commercial 158 15.86	29,446,900.00	Tax Title Liens	32,192.84
MUNICIPAL FUNCTIONS TOTAL	2,167,729.24	4b Industrial 15 5.74	10,648,800.00	Foreclosed Property	17,900.00
CAPITAL IMPROVEMENTS *MEMO*	5,000.00	4c Apartments 9 3.55	6,595,800.00	Emergencies & Other Deferred Charges	224,595.00
DEBT SERVICE		Total 3798	185,679,500.00	State and Federal Aid Receivable	3,279.00
Principal Payments	112,000.00	Land Area 5.90 Sq. Miles		Other Receivables	2,671.21
Interest Payments	100,960.00	Net Valuation Taxable-Municipal	188,979,887.00	Total	1,274,442.65
DEFERRED CHARGES	50,924.61	Net Valuation Taxable-County	247,491,942.00	LIABILITIES, RESERVES, AND SURPLUS	
SCHOOL, COUNTY, SPECIAL DISTRICT TAXES	6,366,973.05	State Equalized Valuation	254,531,391.00	Cash Liabilities	408,541.52
RESERVE FOR UNCOLLECTED TAXES	465,111.56	State Equalization Ratio	73.91	Reserves for Receivables	372,972.21
EXPENDITURES TOTAL	9,263,698.46			Surplus Dec. 31, 1975	492,928.92
				Total	1,274,442.65

1432

Population 1970 **13,435**
 Population 1975 **14,910**
 S & P Rating **A**
 Moody Rating **BAA**

General Tax Rate Per \$100. **4.05**
 State Equalized Tax Rate **3.64**

RANDOLPH TOWNSHIP — MORRIS COUNTY

Form of Government:

Council-Manager Plan E (OMCL50)

Number of Members on Governing Body 7

PER CAPITA:

Gross Debt **974.15**
 Gross Debt **354.89**
 Net Debt **22.48**
 Debt Service **649.55**
 Total Tax Levy **231.36**
 Municipal Expenditures

PER CENT:

Gross Debt **6.31**
 Gross Debt **2.30**
 Net Debt **95.14**
 Tax Levy Collected
 Tax Levy Cancelled, Abated or Adjusted **.68**

EXPENDITURES		REVENUES-REALIZED		1975 PROPERTY TAX	
GENERAL GOVERNMENT				STATE EQUALIZED TAX RATE 2.52	
Governing Body & Public Boards		1975 Property Taxes Collected 9,225,634.86		Local District School Taxes	6,590,349.00
Municipal Clerk		1975 Payments in Lieu of Taxes		Regional & Consolidated School Tax	
Financial Administration	94,301.00	Delinquent Tax & Lien Collections 356,693.87		School Taxes in Municipal Budget	
Assessment of Taxes	22,955.00	Business Personalty Replacement Taxes 138,927.44		County Taxes	1,119,215.57
Collection of Taxes	4,700.00	Taxes from Public Utilities 393,476.54		County Library Taxes	67,371.85
Planning, Housing & Development	50,218.00	Other Miscellaneous Tax Revenues		Local Municipal Purpose Taxes	1,702,111.04
Human Resources	800.00	State Aid Revenues 56,738.87		Veteran & Senior Citizen Taxes	58,110.00
Elections	3,050.00	Federal Aid Revenues 14,605.00		Total Taxes for Rate Computation 3.65	9,537,157.46
General Administration (other)	360,656.00	State and Local Fiscal Assistance Act Utilized 180,701.00		Special District Taxes	15,981.63
JUDICIARY		Sale of Acquired Property		Bank Stock Taxes	5,853.89
Municipal Courts	34,125.00	Other Miscellaneous Revenues 300,057.12		Added and Omitted Taxes	183,947.89
PUBLIC SAFETY		Total 10,666,834.70		Total Taxes Levied - ABSTRACT	9,684,830.87
Fire Protection	120,000.00	Prior Years Surplus Appropriated 523,000.00		Total Taxes Billed	9,696,771.70
Police Protection	580,186.00	REVENUES TOTAL 11,189,834.70		1975 TAXES COLLECTED	9,225,634.86
Civil Defense & Disaster Control	2,250.00	Reserve For Uncollected Taxes 610,652.01		1975 Taxes Cancelled, Abated or Adjusted	65,606.47
Environmental Inspection & Control	16,700.00	CAPITAL OUTLAY TOTAL 639,861.09		Transfer to Tax Title Liens or Foreclosed	49,371.16
Other Public Safety				Balance Outstanding Dec. 31, 1975	356,159.21
PUBLIC WORKS				PRIOR YEARS TAXES OUTSTANDING	
Streets and Drainage	368,568.50	Public Enterprises		Balance January 1, 1975	377,867.46
Sewers and Sewage Processing		Recreation—Culture 4,969.84		Collected in 1975	291,328.03
Garbage and Trash Disposal	144,850.00	Public Works 574,904.06		Cancelled, Abated or Adjusted 1975	10,718.63
Public Buildings and Grounds	102,125.00	Buildings and Grounds 59,987.19		Transfers to Tax Title Liens or Foreclosed	54,570.82
Other Public Works	74,000.00	Library and Education		Balance December 31, 1975	21,249.98
HEALTH and WELFARE		Conservation		TAX TITLE LIENS OUTSTANDING	
Health Services Except Environmental	72,199.00	All Other		Balance January 1, 1975	63,825.98
Welfare-Public Assistance	11,450.00	CAPITAL DEBT AUTHORIZED, DECEMBER 31, 1975		Transfer From Taxes	103,941.99
Hospitals, Clinics, First Aid	900.00	ISSUED AND UNISSUED GROSS DEBT		Redeemed in 1975	65,365.84
Animal, Insect, & Rodent Control	10,250.00	School 11,245,000		Cancelled, Abated or Adjusted (1975)	
Other Welfare Services		Self-liquidating		Transfers to Foreclosed Property	
RECREATION and CONSERVATION		Other 3,279,604		Balance December 31, 1975	102,402.13
Beaches and Boardwalks		Total 14,524,604		PROPERTY ACQUIRED BY DEED OR FORECLOSURE	
Parks, Playgrounds, Shade Trees	18,160.00	ISSUED AND OUTSTANDING		Balance January 1, 1975	85,100.00
Land Reclamation & Conservation		School		Transfers From Taxes or Liens	
Other Recreational Services	92,224.00	Self-Liquidating		Sale for Cash (1975)	
EDUCATION (excluding schools)		Other		Cancelled, Abated or Adjusted (1975)	
Libraries	56,633.00	Total		Balance December 31, 1975	85,100.00
Other Educational Services		EQUALIZED VALUATION BASIS		CURRENT FINANCES DECEMBER 31, 1975	
STATUTORY EXPENDITURES		FOR NET DEBT COMPUTATION 230,250,426.00		ASSETS	
Pensions & F. I. C. A.	108,573.00	REAL PROPERTY VALUATIONS		Cash Dec. 31, 1975	810,411.82
Employee Fringe Benefits	64,621.00	Code Class # of Parcels % VAL'N		Taxes Receivable	377,409.19
Other Statutory Expenditures		1 Vacant Land 1024 11.55		Tax Title Liens	102,402.12
CETA And Other Public Employment Programs	14,605.00	2 Residential 3440 64.37		Foreclosed Property	85,100.00
MUNICIPAL FUNCTIONS TOTAL	2,429,099.50	3 Farm 59 .54		Emergencies & Other Deferred Charges	45,750.00
CAPITAL IMPROVEMENTS * MEMO*	30,000.00	4a Commercial 118 7.96		State and Federal Aid Receivable	47,165.50
DEBT SERVICE		4b Industrial 26 6.98		Other Receivables	27,588.71
Principal Payments	210,840.00	4c Apartments 6 8.60		Total	1,495,827.34
Interest Payments	124,303.00	Total 4673		LIABILITIES, RESERVES, AND SURPLUS	
DEFERRED CHARGES	74,744.74	Land Area 20.88 Sq. Miles		Cash Liabilities	296,287.03
SCHOOL, COUNTY, SPECIAL DISTRICT TAXES	7,792,918.05	Net Valuation Taxable-Municipal 235,786,130.00		Reserves for Receivables	592,500.02
RESERVE FOR UNCOLLECTED TAXES	610,652.01	Net Valuation Taxable-County 275,050,118.00		Surplus Dec. 31, 1975	607,040.29
EXPENDITURES TOTAL	11,242,557.30	State Equalized Valuation 261,494,728.00		Total	1,495,827.34
		State Equalization Ratio 90.06			

1816

Population 1970 **6,710**
 Population 1975 **6,750**
 S & P Rating
 Moody Rating

General Tax Rate Per \$100. **6.45**
 State Equalized Tax Rate **2.81**

RARITAN BOROUGH — SOMERSET COUNTY

Form of Government:

Borough Council

Number of Members on Governing Body 6

PER CAPITA:

Gross Debt **399.17**
 Net Debt **153.22**
 Debt Service **10.66**
 Total Tax Levy **408.79**
 Municipal Expenditures **163.77**

PER CENT:

Gross Debt **3.01**
 Net Debt **1.16**
 Tax Levy Collected **97.33**
 Tax Levy Cancelled, Abated or Adjusted **.49**

EXPENDITURES		REVENUES-REALIZED		1975 PROPERTY TAX	
GENERAL GOVERNMENT				STATE EQUALIZED TAX RATE \rightarrow	
Governing Body & Public Boards		1975 Property Taxes Collected	2,688,729.33	Local District School Taxes	
Municipal Clerk		1975 Payments in Lieu of Taxes		Regional & Consolidated School Tax 1.88	1,864,144.35
Financial Administration	2,600.00	Delinquent Tax & Lien Collections	71,658.82	School Taxes in Municipal Budget	
Assessment of Taxes	5,210.00	Business Personalty Replacement Taxes	219,139.31	County Taxes	.46 452,274.28
Collection of Taxes	9,028.00	Taxes from Public Utilities	160,737.08	County Library Taxes	.02 23,586.72
Planning, Housing & Development	8,551.78	Other Miscellaneous Tax Revenues		Local Municipal Purpose Taxes	.40 400,976.07
Human Resources	1,500.00	State Aid Revenues	6,807.80	Veteran & Senior Citizen Taxes	.05 46,470.00
Elections	1,150.00	Federal Aid Revenues		Total Taxes for Rate Computation	2.81 2,787,451.42
General Administration (other)	114,917.69	State and Local Fiscal Assistance Act Utilized	62,934.78	Special District Taxes	
JUDICIARY		Sale of Acquired Property		Bank Stock Taxes	6,870.99
Municipal Courts	7,700.00	Other Miscellaneous Revenues	81,253.02	Added and Omitted Taxes	11,484.60
PUBLIC SAFETY		Total	3,291,260.14	Total Taxes Levied - ABSTRACT	2,759,337.01
Fire Protection	26,332.36	Prior Years Surplus Appropriated	124,000.00	Total Taxes Billed	2,762,440.22
Police Protection	257,830.00	REVENUES TOTAL	3,415,260.14	1975 TAXES COLLECTED	2,688,729.33
Civil Defense & Disaster Control		Reserve For Uncollected Taxes	83,739.98	1975 Taxes Cancelled, Abated or Adjusted	13,664.16
Environmental Inspection & Control	7,170.00	CAPITAL OUTLAY TOTAL	291,124.08	Transfer to Tax Title Liens or Foreclosed	516.01
Other Public Safety				Balance Outstanding Dec. 31, 1975	59,530.72
PUBLIC WORKS				PRIOR YEARS TAXES OUTSTANDING	
Streets and Drainage	138,786.33	Public Enterprises		Balance January 1, 1975	67,892.67
Sewers and Sewage Processing	153,034.78	Recreation—Culture		Collected in 1975	67,465.93
Garbage and Trash Disposal	78,000.00	Public Works	283,995.04	Cancelled, Abated or Adjusted 1975	
Public Buildings and Grounds	13,970.05	Buildings and Grounds	7,129.04	Transfers to Tax Title Liens or Foreclosed	
Other Public Works		Library and Education		Balance December 31, 1975	426.74
HEALTH and WELFARE		Conservation		TAX TITLE LIENS OUTSTANDING	
Health Services Except Environmental	8,550.00	All Other		Balance January 1, 1975	6,482.63
Welfare-Public Assistance	5,350.00	CAPITAL DEBT AUTHORIZED, DECEMBER 31, 1975		Transfer From Taxes	516.01
Hospitals, Clinics, First Aid	3,000.00	ISSUED AND UNISSUED		Redeemed in 1975	4,192.89
Animal, Insect, & Rodent Control	500.00	GROSS DEBT		Cancelled, Abated or Adjusted (1975)	
Other Welfare Services		School	1,647,521	Transfers to Foreclosed Property	
RECREATION and CONSERVATION		Self-liquidating		Balance December 31, 1975	2,805.75
Beaches and Boardwalks		Other	1,046,879	PROPERTY ACQUIRED BY DEED OR	
Parks, Playgrounds, Shade Trees	18,300.00	Total	2,694,400	FORECLOSURE	
Land Reclamation & Conservation		ISSUED AND OUTSTANDING		Balance January 1, 1975	9,085.00
Other Recreational Services	1,100.00	School	1,647,521.00	Transfers From Taxes or Liens	
EDUCATION (excluding schools)		Self-Liquidating		Sale for Cash (1975)	
Libraries	19,156.14	Other	807,000.00	Cancelled, Abated or Adjusted (1975)	
Other Educational Services		Total	2,454,521.00	Balance December 31, 1975	9,085.00
STATUTORY EXPENDITURES		EQUALIZED VALUATION BASIS		CURRENT FINANCES DECEMBER 31, 1975	
Pensions & F. I. C. A.	51,797.25	FOR NET DEBT COMPUTATION	89,535,255.00	ASSETS	
Employee Fringe Benefits	16,215.40	REAL PROPERTY VALUATIONS		Cash Dec. 31, 1975	103,182.45
Other Statutory Expenditures		Code Class # of Parcels % VAL'N		Taxes Receivable	59,957.46
CETA And Other Public Employment Programs		1 Vacant Land 120 1.00	427,350.00	Tax Title Liens	2,805.75
MUNICIPAL FUNCTIONS TOTAL	949,749.78	2 Residential 1525 72.20	30,904,275.00	Foreclosed Property	9,085.00
CAPITAL IMPROVEMENTS *MEMO*	5,000.00	3 Farm		Emergencies & Other Deferred Charges	
DEBT SERVICE		4a Commercial 123 19.31	8,266,700.00	State and Federal Aid Receivable	21,680.66
Principal Payments	50,000.00	4b Industrial 11 7.49	3,206,570.00	Other Receivables	4,320.61
Interest Payments	21,958.00	4c Apartments		Total	201,031.93
DEFERRED CHARGES		Total 1779	42,804,895.00	LIABILITIES, RESERVES, AND SURPLUS	
SCHOOL, COUNTY, SPECIAL DISTRICT TAXES	2,340,005.35	Land Area 2.00 Sq. Miles		Cash Liabilities	68,222.55
RESERVE FOR UNCOLLECTED TAXES	83,739.98	Net Valuation Taxable-Municipal	43,235,713.00	Reserves for Receivables	76,168.82
EXPENDITURES TOTAL	3,445,453.11	Net Valuation Taxable-County	98,282,258.00	Surplus Dec. 31, 1975	56,640.56
		State Equalized Valuation	98,724,637.00	Total	201,031.93
		State Equalization Ratio	43.62		

1021

Population 1970 6,985
 Population 1975 7,600
 S & P Rating
 Moody Rating

General Tax Rate Per \$100. 3.67
 State Equalized Tax Rate 2.11

RARITAN TOWNSHIP — HUNTERDON COUNTY

Form of Government:
 Township Committee
 Number of Members on Governing Body 5

PER CAPITA:
 Gross Debt 410.64
 Net Debt 64.65
 Debt Service
 Total Tax Levy 526.35
 Municipal Expenditures 181.60
 PER CENT:
 Gross Debt 2.01
 Net Debt .32
 Tax Levy Collected 96.40
 Tax Levy Cancelled, Abated or Adjusted .03

EXPENDITURES		REVENUES-REALIZED		1975 PROPERTY TAX	
GENERAL GOVERNMENT				STATE EQUALIZED TAX RATE →	
Governing Body & Public Boards		1975 Property Taxes Collected	3,867,751.85	Local District School Taxes	
Municipal Clerk		1975 Payments in Lieu of Taxes		Regional & Consolidated School Tax 1.65	3,046,939.21
Financial Administration	14,863.00	Delinquent Tax & Lien Collections	144,623.14	School Taxes in Municipal Budget	
Assessment of Taxes	28,884.00	Business Personalty Replacement Taxes	259,894.51	County Taxes .43	789,666.72
Collection of Taxes	17,228.00	Taxes from Public Utilities	322,000.12	County Library Taxes .02	40,566.58
Planning, Housing & Development	54,009.00	Other Miscellaneous Tax Revenues		Local Municipal Purpose Taxes	-20,474.71
Human Resources		State Aid Revenues	6,870.50	Veteran & Senior Citizen Taxes .02	39,110.00
Elections	3,100.00	Federal Aid Revenues		Total Taxes for Rate Computation 2.12	3,895,807.80
General Administration (other)	183,820.00	State and Local Fiscal Assistance Act Utilized	34,900.00	Special District Taxes	
JUDICIARY		Sale of Acquired Property		Bank Stock Taxes	20,623.51
Municipal Courts	21,999.00	Other Miscellaneous Revenues	190,813.11	Added and Omitted Taxes	122,942.11
PUBLIC SAFETY		Total	4,826,853.23	Total Taxes Levied - ABSTRACT	4,000,263.42
Fire Protection	37,400.00	Prior Years Surplus Appropriated	540,000.00	Total Taxes Billed	4,012,023.42
Police Protection	184,185.00	REVENUES TOTAL	5,366,853.23	1975 TAXES COLLECTED	3,867,751.85
Civil Defense & Disaster Control	600.00	Reserve For Uncollected Taxes	163,576.32	1975 Taxes Cancelled, Abated or Adjusted	1,109.17
Environmental Inspection & Control	31,523.00			Transfer to Tax Title Liens or Foreclosed	2,664.42
Other Public Safety				Balance Outstanding Dec. 31, 1975	140,497.98
PUBLIC WORKS		CAPITAL OUTLAY TOTAL		PRIOR YEARS TAXES OUTSTANDING	
Streets and Drainage	476,653.00	Public Enterprises		Balance January 1, 1975	143,134.32
Sewers and Sewage Processing		Recreation—Culture		Collected in 1975	138,906.06
Garbage and Trash Disposal	19,770.00	Public Works		Cancelled, Abated or Adjusted 1975	
Public Buildings and Grounds	15,850.00	Buildings and Grounds		Transfers to Tax Title Liens or Foreclosed	1,044.06
Other Public Works	11,000.00	Library and Education		Balance December 31, 1975	3,184.20
HEALTH and WELFARE		Conservation		TAX TITLE LIENS OUTSTANDING	
Health Services Except Environmental	7,925.00	All Other		Balance January 1, 1975	3,025.68
Welfare-Public Assistance	10,200.00			Transfer From Taxes	3,794.98
Hospitals, Clinics, First Aid				Redeemed in 1975	5,717.08
Animal, Insect, & Rodent Control				Cancelled, Abated or Adjusted (1975)	
Other Welfare Services				Transfers to Foreclosed Property	
RECREATION and CONSERVATION				Balance December 31, 1975	1,103.58
Beaches and Boardwalks				PROPERTY ACQUIRED BY DEED OR	
Parks, Playgrounds, Shade Trees	37,400.00			FORECLOSURE	
Land Reclamation & Conservation	4,500.00			Balance January 1, 1975	
Other Recreational Services	3,000.00			Transfers From Taxes or Liens	
EDUCATION (excluding schools)				Sale for Cash (1975)	
Libraries				Cancelled, Abated or Adjusted (1975)	
Other Educational Services				Balance December 31, 1975	
STATUTORY EXPENDITURES				CURRENT FINANCES DECEMBER 31, 1975	
Pensions & F. I. C. A.	38,212.00			ASSETS	
Employee Fringe Benefits	14,500.00			Cash Dec. 31, 1975	1,702,259.53
Other Statutory Expenditures				Taxes Receivable	143,682.18
CETA And Other Public Employment Programs				Tax Title Liens	1,103.58
MUNICIPAL FUNCTIONS TOTAL	1,216,621.00			Foreclosed Property	
CAPITAL IMPROVEMENTS *MEMO*	10,000.00			Emergencies & Other Deferred Charges	15,000.00
DEBT SERVICE				State and Federal Aid Receivable	132,577.23
Principal Payments				Other Receivables	1,376.96
Interest Payments				Total	1,995,999.48
DEFERRED CHARGES				LIABILITIES, RESERVES, AND SURPLUS	
SCHOOL, COUNTY, SPECIAL DISTRICT TAXES	3,877,172.51			Cash Liabilities	1,363,665.91
RESERVE FOR UNCOLLECTED TAXES	163,576.32			Reserves for Receivables	146,162.72
EXPENDITURES TOTAL	5,257,369.83			Surplus Dec. 31, 1975	486,170.85
				Total	1,995,999.48

1022

Population 1970 **7,745**
 Population 1975 **8,180**
 S & P Rating
 Moody Rating

General Tax Rate Per \$100. **3.50**
 State Equalized Tax Rate **2.76**

READINGTON TOWNSHIP — HUNTERDON CO.

Form of Government:
 Township Committee
 Number of Members on Governing Body 5

PER CAPITA:
 Gross Debt **281.07**
 Net Debt
 Debt Service
 Total Tax Levy **532.16**
 Municipal Expenditures **155.86**

PER CENT:
 Gross Debt **1.67**
 Net Debt
 Tax Levy Collected **93.03**
 Tax Levy Cancelled, Abated or Adjusted **.24**

EXPENDITURES		REVENUES-REALIZED		1975 PROPERTY TAX	
GENERAL GOVERNMENT				STATE EQUALIZED TAX RATE \rightarrow	
Governing Body & Public Boards		1975 Property Taxes Collected	4,062,933.83	Local District School Taxes 1.26	1,940,817.50
Municipal Clerk		1975 Payments in Lieu of Taxes		Regional & Consolidated School Tax 1.00	1,536,027.81
Financial Administration	14,852.00	Delinquent Tax & Lien Collections	231,297.98	School Taxes in Municipal Budget	
Assessment of Taxes	12,950.00	Business Personalty Replacement Taxes	63,242.00	County Taxes	.43 655,343.15
Collection of Taxes	16,420.00	Taxes from Public Utilities	320,040.15	County Library Taxes	.02 33,667.34
Planning, Housing & Development	21,375.00	Other Miscellaneous Tax Revenues		Local Municipal Purpose Taxes	.03 39,998.69
Human Resources		State Aid Revenues	5,119.00	Veteran & Senior Citizen Taxes	.03 43,410.00
Elections	3,265.00	Federal Aid Revenues		Total Taxes for Rate Computation	2.77 4,249,264.49
General Administration (other)	119,470.00	State and Local Fiscal Assistance Act Utilized	110,235.00	Special District Taxes	
JUDICIARY		Sale of Acquired Property		Bank Stock Taxes	5,699.31
Municipal Courts	22,470.00	Other Miscellaneous Revenues	177,733.98	Added and Omitted Taxes	141,487.42
PUBLIC SAFETY		Total	4,970,601.94	Total Taxes Levied - ABSTRACT	4,353,041.22
Fire Protection	40,000.00	Prior Years Surplus Appropriated	400,000.00	Total Taxes Billed	4,367,311.22
Police Protection	199,430.00	REVENUES TOTAL	5,370,601.94	1975 TAXES COLLECTED	4,062,933.83
Civil Defense & Disaster Control	200.00	Reserve For Uncollected Taxes	283,415.30	1975 Taxes Cancelled, Abated or Adjusted	10,561.09
Environmental Inspection & Control	25,325.00	CAPITAL OUTLAY TOTAL	1,602.56	Transfer to Tax Title Liens or Foreclosed	13,845.00
Other Public Safety				Balance Outstanding Dec. 31, 1975	279,971.30
PUBLIC WORKS				PRIOR YEARS TAXES OUTSTANDING	
Streets and Drainage	244,085.00	Public Enterprises		Balance January 1, 1975	232,338.37
Sewers and Sewage Processing	13,000.00	Recreation—Culture		Collected in 1975	218,752.68
Garbage and Trash Disposal	23,020.00	Public Works		Cancelled, Abated or Adjusted 1975	
Public Buildings and Grounds	128,755.00	Buildings and Grounds	1,602.56	Transfers to Tax Title Liens or Foreclosed	13,585.69
Other Public Works		Library and Education		Balance December 31, 1975	
HEALTH and WELFARE		Conservation		TAX TITLE LIENS OUTSTANDING	
Health Services Except Environmental	3,750.00	All Other		Balance January 1, 1975	13,823.80
Welfare-Public Assistance	6,375.00	CAPITAL DEBT AUTHORIZED, DECEMBER 31, 1975		Transfer From Taxes	28,556.54
Hospitals, Clinics, First Aid		ISSUED AND UNISSUED		Redeemed in 1975	12,545.30
Animal, Insect, & Rodent Control		School	2,299,184	Cancelled, Abated or Adjusted (1975)	
Other Welfare Services		Self-liquidating		Transfers to Foreclosed Property	
RECREATION and CONSERVATION		Other		Balance December 31, 1975	29,835.04
Beaches and Boardwalks		Total	2,299,184	PROPERTY ACQUIRED BY DEED OR	
Parks, Playgrounds, Shade Trees	7,000.00	ISSUED AND OUTSTANDING		FORECLOSURE	
Land Reclamation & Conservation	1,600.00	School	2,299,184.00	Balance January 1, 1975	700.00
Other Recreational Services		Self-Liquidating		Transfers From Taxes or Liens	
EDUCATION (excluding schools)		Other		Sale for Cash (1975)	
Libraries		Total	2,299,184.00	Cancelled, Abated or Adjusted (1975)	
Other Educational Services		EQUALIZED VALUATION BASIS		Balance December 31, 1975	700.00
STATUTORY EXPENDITURES		FOR NET DEBT COMPUTATION	137,534,898.33	CURRENT FINANCES DECEMBER 31, 1975	
Pensions & F. I. C. A.	43,357.00	REAL PROPERTY VALUATIONS		ASSETS	
Employee Fringe Benefits	24,000.00	Code Class # of Parcels % VAL'N		Cash Dec. 31, 1975	1,300,048.36
Other Statutory Expenditures		1 Vacant Land 495 7.49	8,967,165.00	Taxes Receivable	279,971.30
CETA And Other Public Employment Programs		2 Residential 2011 64.49	77,234,380.00	Tax Title Liens	29,835.04
MUNICIPAL FUNCTIONS TOTAL	970,699.00	3 Farm 571 13.61	16,307,323.00	Foreclosed Property	700.00
CAPITAL IMPROVEMENTS *MEMO*		4a Commercial 153 11.74	14,055,298.00	Emergencies & Other Deferred Charges	11,939.40
DEBT SERVICE		4b Industrial 8 2.67	3,196,000.00	State and Federal Aid Receivable	53,402.00
Principal Payments		4c Apartments		Other Receivables	5,841.35
Interest Payments		Total 3238	119,760,166.00	Total	1,681,737.45
DEFERRED CHARGES	20,806.80	Land Area 47.65 Sq. Miles		LIABILITIES, RESERVES, AND SURPLUS	
SCHOOL, COUNTY, SPECIAL DISTRICT TAXES	4,165,855.80	Net Valuation Taxable-Municipal	121,689,189.00	Cash Liabilities	1,046,843.10
RESERVE FOR UNCOLLECTED TAXES	283,415.30	Net Valuation Taxable-County	150,418,554.00	Reserves for Receivables	316,347.69
EXPENDITURES TOTAL	5,440,776.90	State Equalized Valuation	153,552,855.00	Surplus Dec. 31, 1975	318,546.66
		State Equalization Ratio	78.99	Total	1,681,737.45

1340

Population 1970 12,855
 Population 1975 12,605
 S & P Rating
 Moody Rating A-1

General Tax Rate Per \$100. 5.94
 State Equalized Tax Rate 3.82

RED BANK BOROUGH — MONMOUTH CO.
Form of Government:
Borough Council
Number of Members on Governing Body 6

PER CAPITA: 784.25
 Gross Debt 102.18
 Net Debt 11.13
 Debt Service 450.09
 Total Tax Levy 279.25
 Municipal Expenditures

PER CENT: 7.30
 Gross Debt .95
 Net Debt 90.54
 Tax Levy Collected
 Tax Levy Cancelled, Abated or Adjusted .11

EXPENDITURES		REVENUES-REALIZED		1975 PROPERTY TAX	
GENERAL GOVERNMENT				STATE EQUALIZED TAX RATE	
Governing Body & Public Boards		1975 Property Taxes Collected	5,214,480.18	Local District School Taxes 1.45	2,134,202.50
Municipal Clerk		1975 Payments in Lieu of Taxes	7,611.35	Regional & Consolidated School Tax 1.06	1,551,151.62
Financial Administration	32,150.00	Delinquent Tax & Lien Collections	310,195.78	School Taxes in Municipal Budget	
Assessment of Taxes	80,500.00	Business Personalty Replacement Taxes	264,149.48	County Taxes .63	918,884.43
Collection of Taxes	30,150.00	Taxes from Public Utilities	467,853.22	County Library Taxes	
Planning, Housing & Development	8,350.00	Other Miscellaneous Tax Revenues	17,118.59	Local Municipal Purpose Taxes .65	955,924.79
Human Resources	29,700.00	State Aid Revenues	7,546.37	Veteran & Senior Citizen Taxes .04	56,340.00
Elections	3,200.00	Federal Aid Revenues	289,666.82	Total Taxes for Rate Computation 3.83	5,616,503.34
General Administration (other)	146,585.00	State and Local Fiscal Assistance Act Utilized	202,803.35	Special District Taxes	
JUDICIARY		Sale of Acquired Property		Bank Stock Taxes	37,400.96
Municipal Courts	29,050.00	Other Miscellaneous Revenues	263,413.58	Added and Omitted Taxes	75,802.97
PUBLIC SAFETY		Total	7,044,838.72	Total Taxes Levied - ABSTRACT	5,673,367.27
Fire Protection	132,932.00	Prior Years Surplus Appropriated	800,000.00	Total Taxes Billed	5,759,178.61
Police Protection	754,375.00	REVENUES TOTAL	7,844,838.72	1975 TAXES COLLECTED	5,214,480.18
Civil Defense & Disaster Control	5,570.00	Reserve For Uncollected Taxes	555,554.95	1975 Taxes Cancelled, Abated or Adjusted	6,495.08
Environmental Inspection & Control	46,147.00	CAPITAL OUTLAY TOTAL	166,372.08	Transfer to Tax Title Liens or Foreclosed Balance Outstanding Dec. 31, 1975	80,561.28
Other Public Safety					457,642.07
PUBLIC WORKS				PRIOR YEARS TAXES OUTSTANDING	
Streets and Drainage	294,980.00	Public Enterprises	51,420.00	Balance January 1, 1975	367,914.14
Sewers and Sewage Processing		Recreation—Culture		Collected in 1975	274,903.86
Garbage and Trash Disposal	180,605.00	Public Works	97,003.65	Cancelled, Abated or Adjusted 1975	
Public Buildings and Grounds	40,215.00	Buildings and Grounds	17,948.43	Transfers to Tax Title Liens or Foreclosed	60,797.65
Other Public Works		Library and Education		Balance December 31, 1975	32,212.63
HEALTH and WELFARE		Conservation		TAX TITLE LIENS OUTSTANDING	
Health Services Except Environmental	58,315.00	All Other		Balance January 1, 1975	114,554.69
Welfare-Public Assistance	19,461.00	CAPITAL DEBT AUTHORIZED, DECEMBER 31, 1975		Transfer From Taxes	147,080.98
Hospitals, Clinics, First Aid	4,500.00	ISSUED AND UNISSUED		Redeemed in 1975	35,291.92
Animal, Insect, & Rodent Control		School	7,297,525	Cancelled, Abated or Adjusted (1975)	
Other Welfare Services		Self-liquidating	1,300,000	Transfers to Foreclosed Property	
RECREATION and CONSERVATION		Other	1,288,000	Balance December 31, 1975	226,343.75
Beaches and Boardwalks		Total	9,885,525	PROPERTY ACQUIRED BY DEED OR FORECLOSURE	
Parks, Playgrounds, Shade Trees	104,600.00	ISSUED AND OUTSTANDING		Balance January 1, 1975	14,500.00
Land Reclamation & Conservation		School	7,297,525.00	Transfers From Taxes or Liens	
Other Recreational Services	13,625.00	Self-Liquidating	1,030,000.00	Sale for Cash (1975)	
EDUCATION (excluding schools)		Other	1,251,000.00	Cancelled, Abated or Adjusted (1975)	
Libraries	136,350.00	Total	9,578,525.00	Balance December 31, 1975	14,500.00
Other Educational Services		EQUALIZED VALUATION BASIS		CURRENT FINANCES DECEMBER 31, 1975	
STATUTORY EXPENDITURES		FOR NET DEBT COMPUTATION	135,494,410.00	ASSETS	
Pensions & F. I. C. A.	186,290.00	REAL PROPERTY VALUATIONS		Cash Dec. 31, 1975	900,228.63
Employee Fringe Benefits	74,335.00	Code Class # of Parcels % VAL'N		Taxes Receivable	489,854.70
Other Statutory Expenditures		1 Vacant Land 205 1.52	1,378,200.00	Tax Title Liens	226,343.75
CETA And Other Public Employment Programs	298,771.70	2 Residential 2523 48.20	43,704,000.00	Foreclosed Property	14,500.00
MUNICIPAL FUNCTIONS		3 Farm		Emergencies & Other Deferred Charges	79,822.06
CAPITAL IMPROVEMENTS *MEMO*	25,000.00	4a Commercial 425 30.67	27,810,700.00	State and Federal Aid Receivable	29,335.86
DEBT SERVICE		4b Industrial 21 1.30	1,183,000.00	Other Receivables	2,041.92
Principal Payments	70,000.00	4c Apartments 31 18.30	16,588,000.00	Total	1,742,126.92
Interest Payments	70,242.36	Total 3205	90,663,900.00	LIABILITIES, RESERVES, AND SURPLUS	
DEFERRED CHARGES		Land Area 1.75 Sq. Miles		Cash Liabilities	212,705.94
SCHOOL, COUNTY, SPECIAL DISTRICT TAXES	4,604,238.55	Net Valuation Taxable-Municipal	94,675,201.00	Reserves for Receivables	732,740.37
RESERVE FOR UNCOLLECTED TAXES	555,554.95	Net Valuation Taxable-County	147,212,497.00	Surplus Dec. 31, 1975	796,680.61
EXPENDITURES		State Equalized Valuation	144,925,676.00	Total	1,742,126.92
TOTAL	8,010,792.56	State Equalization Ratio	64.41		

0249

Population 1970 **11,325**
 Population 1975 **11,265**
 S & P Rating
 Moody Rating

General Tax Rate Per \$100. **1.30**
 State Equalized Tax Rate **.79**

RIDGEFIELD BOROUGH — BERGEN COUNTY

Form of Government:

Borough Council

Number of Members on Governing Body 6

PER CAPITA:

Gross Debt **237.28**
 Net Debt **169.81**
 Debt Service
 Total Tax Levy **172.30**
 Municipal Expenditures **387.29**

PER CENT:

Gross Debt **1.18**
 Net Debt **.84**
 Tax Levy Collected **96.50**
 Tax Levy Cancelled, Abated or Adjusted **.51**

EXPENDITURES		REVENUES-REALIZED		1975 PROPERTY TAX	
GENERAL GOVERNMENT				STATE EQUALIZED TAX RATE .37	
Governing Body & Public Boards		1975 Property Taxes Collected	1,881,418.84	Local District School Taxes	935,581.90
Municipal Clerk		1975 Payments in Lieu of Taxes		Regional & Consolidated School Tax	
Financial Administration		Delinquent Tax & Lien Collections	19,641.70	School Taxes in Municipal Budget	
Assessment of Taxes	6,500.00	Business Personalty Replacement Taxes	187,636.33	County Taxes	1,000,174.61
Collection of Taxes	34,825.00	Taxes from Public Utilities	3,931,636.70	County Library Taxes	
Planning, Housing & Development	4,800.00	Other Miscellaneous Tax Revenues	21,523.00	Local Municipal Purpose Taxes	-14,012.85
Human Resources		State Aid Revenues	14,479.57	Veteran & Senior Citizen Taxes	.03
Elections		Federal Aid Revenues	106,264.37	Total Taxes for Rate Computation	.80
General Administration (other)	234,925.00	State and Local Fiscal Assistance Act Utilized	253,398.00	Special District Taxes	
JUDICIARY		Sale of Acquired Property		Bank Stock Taxes	14,012.85
Municipal Courts		Other Miscellaneous Revenues	209,937.69	Added and Omitted Taxes	5,165.68
PUBLIC SAFETY		Total	6,625,936.20	Total Taxes Levied - ABSTRACT	1,940,922.19
Fire Protection	73,000.00	Prior Years Surplus Appropriated	468,000.00	Total Taxes Billed	1,949,565.27
Police Protection	640,140.00	REVENUES TOTAL	7,093,936.20	1975 TAXES COLLECTED	1,881,418.84
Civil Defense & Disaster Control	4,700.00	Reserve For Uncollected Taxes	51,878.68	1975 Taxes Cancelled, Abated or Adjusted	9,857.65
Environmental Inspection & Control		CAPITAL OUTLAY TOTAL	1,731,966.61	Transfer to Tax Title Liens or Foreclosed	611.00
Other Public Safety		Public Enterprises	4,570.56	Balance Outstanding Dec. 31, 1975	57,677.78
PUBLIC WORKS		Recreation—Culture	11,253.80	PRIOR YEARS TAXES OUTSTANDING	
Streets and Drainage	376,250.00	Public Works	105,990.96	Balance January 1, 1975	19,906.60
Sewers and Sewage Processing	155,400.00	Buildings and Grounds	1,610,151.29	Collected in 1975	19,641.70
Garbage and Trash Disposal	232,500.00	Library and Education		Cancelled, Abated or Adjusted 1975	
Public Buildings and Grounds	127,800.00	Conservation		Transfers to Tax Title Liens or Foreclosed	
Other Public Works	20,000.00	All Other		Balance December 31, 1975	264.90
HEALTH and WELFARE		CAPITAL DEBT AUTHORIZED, DECEMBER 31, 1975		TAX TITLE LIENS OUTSTANDING	
Health Services Except Environmental	43,840.00	ISSUED AND UNISSUED		Balance January 1, 1975	2,130.25
Welfare-Public Assistance	6,400.00	School	610,000	Transfer From Taxes	611.00
Hospitals, Clinics, First Aid		Self-liquidating	363,000	Redeemed in 1975	
Animal, Insect, & Rodent Control		Other	1,700,000	Cancelled, Abated or Adjusted (1975)	
Other Welfare Services		Total	2,673,000	Transfers to Foreclosed Property	
RECREATION and CONSERVATION		ISSUED AND OUTSTANDING		Balance December 31, 1975	2,741.25
Beaches and Boardwalks		School	610,000.00	PROPERTY ACQUIRED BY DEED OR	
Parks, Playgrounds, Shade Trees	82,600.00	Self-Liquidating	363,000.00	FORECLOSURE	
Land Reclamation & Conservation	5,000.00	Other	1,540,000.00	Balance January 1, 1975	112,205.00
Other Recreational Services		Total	2,513,000.00	Transfers From Taxes or Liens	
EDUCATION (excluding schools)		EQUALIZED VALUATION BASIS		Sale for Cash (1975)	
Libraries	83,000.00	FOR NET DEBT COMPUTATION	227,417,339.00	Cancelled, Abated or Adjusted (1975)	
Other Educational Services	1,888,000.66	REAL PROPERTY VALUATIONS		Balance December 31, 1975	112,205.00
STATUTORY EXPENDITURES		Code Class # of Parcels % VAL'N		CURRENT FINANCES DECEMBER 31, 1975	
Pensions & F. I. C. A.	143,269.57	1 Vacant Land 157 2.74	4,176,700.00	ASSETS	
Employee Fringe Benefits		2 Residential 2324 51.27	78,283,200.00	Cash Dec. 31, 1975	1,981,271.39
Other Statutory Expenditures		3 Farm		Taxes Receivable	57,942.68
CETA And Other Public Employment Programs	120,739.00	4a Commercial 141 9.42	14,387,100.00	Tax Title Liens	2,741.25
MUNICIPAL FUNCTIONS TOTAL	4,283,689.23	4b Industrial 90 31.13	47,527,800.00	Foreclosed Property	112,205.00
CAPITAL IMPROVEMENTS	264,000.00	4c Apartments 17 5.44	8,310,700.00	Emergencies & Other Deferred Charges	63,428.90
DEBT SERVICE		Total 2729	152,685,500.00	State and Federal Aid Receivable	8,395.37
Principal Payments		Land Area 2.60 Sq. Miles		Other Receivables	2,243.50
Interest Payments		Net Valuation Taxable-Municipal	153,458,211.00	Total	2,228,228.09
DEFERRED CHARGES	27,224.91	Net Valuation Taxable-County	256,636,794.00	LIABILITIES, RESERVES, AND SURPLUS	
SCHOOL, COUNTY, SPECIAL DISTRICT TAXES	1,935,756.51	State Equalized Valuation	253,554,827.00	Cash Liabilities	141,626.86
RESERVE FOR UNCOLLECTED TAXES	51,878.68	State Equalization Ratio	60.84	Reserves for Receivables	175,132.43
EXPENDITURES TOTAL	6,298,549.33			Surplus Dec. 31, 1975	1,911,468.80
				Total	2,228,228.09

0250

Population 1970 **13,990**
 Population 1975 **14,075**
 S & P Rating
 Moody Rating

General Tax Rate Per \$100. **4.54**
 State Equalized Tax Rate **3.12**

RIDGEFIELD PARK VILLAGE — BERGEN CO.
Form of Government:
Commission (1911)
Number of Members on Governing Body 5

PER CAPITA: **242.42** PER CENT: **2.38**
 Gross Debt **29.63** Gross Debt **.29**
 Net Debt **2.64** Net Debt **96.66**
 Debt Service **333.65** Tax Levy Collected
 Total Tax Levy **180.19** Tax Levy Cancelled, Abated
 Municipal Expenditures or Adjusted **.19**

EXPENDITURES		REVENUES-REALIZED		1975 PROPERTY TAX	
GENERAL GOVERNMENT				STATE EQUALIZED TAX RATE \rightarrow	
Governing Body & Public Boards	12,130.00	1975 Property Taxes Collected 4,542,085.64		Local District School Taxes 1.88	2,851,785.00
Municipal Clerk	30,980.00	1975 Payments in Lieu of Taxes		Regional & Consolidated School Tax	
Financial Administration	8,117.59	Delinquent Tax & Lien Collections 162,855.03		School Taxes in Municipal Budget	
Assessment of Taxes	23,743.00	Business Personalty Replacement Taxes 180,192.41		County Taxes .39	591,377.40
Collection of Taxes	46,565.00	Taxes from Public Utilities 252,748.06		County Library Taxes	
Planning, Housing & Development	7,510.00	Other Miscellaneous Tax Revenues		Local Municipal Purpose Taxes .81	1,230,680.58
Human Resources		State Aid Revenues 37,649.26		Veteran & Senior Citizen Taxes .04	67,530.00
Elections	2,520.64	Federal Aid Revenues		Total Taxes for Rate Computation 3.12	4,741,372.98
General Administration (other)	195,960.00	State and Local Fiscal Assistance Act Utilized 144,168.59		Special District Taxes	
JUDICIARY		Sale of Acquired Property		Bank Stock Taxes	5,505.24
Municipal Courts	24,735.00	Other Miscellaneous Revenues		Added and Omitted Taxes	16,742.06
PUBLIC SAFETY		Total 5,695,353.94		Total Taxes Levied - ABSTRACT	4,696,090.28
Fire Protection	76,595.00	Prior Years Surplus Appropriated 558,500.00		Total Taxes Billed	4,699,213.20
Police Protection	492,970.00	REVENUES TOTAL 6,253,853.94		1975 TAXES COLLECTED	4,542,085.64
Civil Defense & Disaster Control	7,800.00	Reserve For Uncollected Taxes 332,730.17		1975 Taxes Cancelled, Abated or Adjusted	8,805.97
Environmental Inspection & Control	10,150.00	CAPITAL OUTLAY TOTAL 287,923.87		Transfer to Tax Title Liens or Foreclosed	2,410.74
Other Public Safety	13,960.00			Balance Outstanding Dec. 31, 1975	145,910.85
PUBLIC WORKS		Public Enterprises 122,936.84		PRIOR YEARS TAXES OUTSTANDING	
Streets and Drainage	100,192.36	Recreation—Culture		Balance January 1, 1975	172,633.43
Sewers and Sewage Processing	188,436.45	Public Works		Collected in 1975	162,855.03
Garbage and Trash Disposal	100,991.00	Buildings and Grounds 163,925.26		Cancelled, Abated or Adjusted 1975	50.00
Public Buildings and Grounds	281,217.00	Library and Education		Transfers to Tax Title Liens or Foreclosed	
Other Public Works	90,000.00	Conservation		Balance December 31, 1975	9,728.40
HEALTH and WELFARE		All Other		TAX TITLE LIENS OUTSTANDING	
Health Services Except Environmental	71,816.76	CAPITAL DEBT AUTHORIZED, DECEMBER 31, 1975		Balance January 1, 1975	5,688.82
Welfare-Public Assistance	6,160.00	ISSUED AND UNISSUED GROSS DEBT NET DEBT		Transfer From Taxes	2,410.74
Hospitals, Clinics, First Aid		School 2,445,000		Redeemed in 1975	
Animal, Insect, & Rodent Control		Self-liquidating 550,000		Cancelled, Abated or Adjusted (1975)	
Other Welfare Services		Other 417,000		Transfers to Foreclosed Property	
RECREATION and CONSERVATION		Total 3,412,000		Balance December 31, 1975	8,099.56
Beaches and Boardwalks		ISSUED AND OUTSTANDING		PROPERTY ACQUIRED BY DEED OR	
Parks, Playgrounds, Shade Trees	117,868.00	School 2,445,000.00		FORECLOSURE	
Land Reclamation & Conservation		Self-Liquidating 500,000.00		Balance January 1, 1975	71,340.00
Other Recreational Services	7,775.00	Other 8,000.00		Transfers From Taxes or Liens	
EDUCATION (excluding schools)		Total 2,953,000.00		Sale for Cash (1975)	
Libraries	57,936.00	EQUALIZED VALUATION BASIS		Cancelled, Abated or Adjusted (1975)	
Other Educational Services		FOR NET DEBT COMPUTATION 143,079,409.33		Balance December 31, 1975	71,340.00
STATUTORY EXPENDITURES		REAL PROPERTY VALUATIONS		CURRENT FINANCES DECEMBER 31, 1975	
Pensions & F. I. C. A.	148,711.00	Code Class # of Parcels % VAL'N ASSESSED VALUATION		ASSETS	
Employee Fringe Benefits	20,488.58	1 Vacant Land 151 2.81 2,923,000.00		Cash Dec. 31, 1975	1,403,327.69
Other Statutory Expenditures		2 Residential 2633 65.15 67,742,400.00		Taxes Receivable	155,639.25
CETA And Other Public Employment Programs		3 Farm		Tax Title Liens	8,099.56
MUNICIPAL FUNCTIONS TOTAL	2,145,328.38	4a Commercial 181 11.10 11,538,800.00		Foreclosed Property	71,340.00
CAPITAL IMPROVEMENTS *MEMO*	40,000.00	4b Industrial 17 6.78 7,047,800.00		Emergencies & Other Deferred Charges	10,000.00
DEBT SERVICE		4c Apartments 42 14.17 14,729,800.00		State and Federal Aid Receivable	8,333.75
Principal Payments	35,000.00	Total 3024 103,981,800.00		Other Receivables	127.59
Interest Payments	2,096.25	Land Area 2.00 Sq. Miles		Total	1,656,867.84
DEFERRED CHARGES	21,025.37	Net Valuation Taxable-Municipal 104,479,523.00		LIABILITIES, RESERVES, AND SURPLUS	
SCHOOL, COUNTY, SPECIAL DISTRICT TAXES	3,443,162.40	Net Valuation Taxable-County 153,017,704.00		Cash Liabilities	443,087.00
RESERVE FOR UNCOLLECTED TAXES	332,730.17	State Equalized Valuation 151,720,459.00		Reserves for Receivables	235,206.40
EXPENDITURES TOTAL	5,979,342.57	State Equalization Ratio 68.77		Surplus Dec. 31, 1975	978,574.44
				Total	1,656,867.84

0251

Population 1970 **27,565**
 Population 1975 **27,535**
 S & P Rating
 Moody Rating **AA**

General Tax Rate Per \$100. **5.05**
 State Equalized Tax Rate **3.55**

RIDGEWOOD VILLAGE — BERGEN COUNTY

Form of Government:

Council-Manager Plan B (OMCL50)

Number of Members on Governing Body 5

PER CAPITA:

Gross Debt **511.37**
 Net Debt **221.99**
 Debt Service **15.41**
 Total Tax Levy **650.14**
 Municipal Expenditures **242.25**

PER CENT:

Gross Debt **3.10**
 Net Debt **1.34**
 Tax Levy Collected **97.17**
 Tax Levy Cancelled, Abated or Adjusted **.25**

EXPENDITURES		REVENUES-REALIZED		1975 PROPERTY TAX	
GENERAL GOVERNMENT				STATE EQUALIZED TAX RATE 2.44	
Governing Body & Public Boards	13,095.00	1975 Property Taxes Collected	17,415,088.62	Local District School Taxes	12,310,305.00
Municipal Clerk	21,166.00	1975 Payments in Lieu of Taxes		Regional & Consolidated School Tax	
Financial Administration	85,045.00	Delinquent Tax & Lien Collections	418,712.67	School Taxes in Municipal Budget	
Assessment of Taxes	41,671.00	Business Personalty Replacement Taxes	193,978.90	County Taxes	1,816,382.79
Collection of Taxes	30,787.00	Taxes from Public Utilities	630,769.86	County Library Taxes	
Planning, Housing & Development	25,782.00	Other Miscellaneous Tax Revenues		Local Municipal Purpose Taxes	3,661,968.33
Human Resources		State Aid Revenues	7,199.00	Veteran & Senior Citizen Taxes	141,780.00
Elections	6,350.00	Federal Aid Revenues	39,358.92	Total Taxes for Rate Computation	17,930,436.12
General Administration (other)	279,726.00	State and Local Fiscal Assistance Act Utilized	144,079.00	Special District Taxes	
JUDICIARY		Sale of Acquired Property		Bank Stock Taxes	40,961.09
Municipal Courts	50,051.00	Other Miscellaneous Revenues	852,049.91	Added and Omitted Taxes	71,998.08
PUBLIC SAFETY		Total	19,701,236.88	Total Taxes Levied - ABSTRACT	17,901,615.29
Fire Protection	756,838.00	Prior Years Surplus Appropriated	783,331.48	Total Taxes Billed	17,922,025.68
Police Protection	885,955.00	REVENUES TOTAL	20,484,568.36	1975 TAXES COLLECTED	17,415,088.62
Civil Defense & Disaster Control	8,714.00	Reserve For Uncollected Taxes	631,653.20	1975 Taxes Cancelled, Abated or Adjusted	44,229.08
Environmental Inspection & Control	348,170.00	CAPITAL OUTLAY TOTAL	374,234.15	Transfer to Tax Title Liens or Foreclosed	9,734.12
Other Public Safety		Public Enterprises	4,431.76	Balance Outstanding Dec. 31, 1975	452,973.86
PUBLIC WORKS		Recreation—Culture	1,667.25	PRIOR YEARS TAXES OUTSTANDING	
Streets and Drainage	784,452.00	Public Works	108,131.04	Balance January 1, 1975	421,398.11
Sewers and Sewage Processing	363,158.00	Buildings and Grounds	260,004.10	Collected in 1975	409,164.59
Garbage and Trash Disposal	334,934.00	Library and Education		Cancelled, Abated or Adjusted 1975	50.00
Public Buildings and Grounds	144,079.00	Conservation		Transfers to Tax Title Liens or Foreclosed	6,405.63
Other Public Works		All Other		Balance December 31, 1975	5,777.89
HEALTH and WELFARE		CAPITAL DEBT AUTHORIZED, DECEMBER 31, 1975		TAX TITLE LIENS OUTSTANDING	
Health Services Except Environmental	98,438.00	ISSUED AND UNISSUED		Balance January 1, 1975	17,708.90
Welfare-Public Assistance	5,298.00	School	5,755,000	Transfer From Taxes	16,859.66
Hospitals, Clinics, First Aid		Self-liquidating	3,444,339	Redeemed in 1975	9,548.08
Animal, Insect, & Rodent Control		Other	4,881,307	Cancelled, Abated or Adjusted (1975)	
Other Welfare Services		Total	14,080,646	Transfers to Foreclosed Property	
RECREATION and CONSERVATION		ISSUED AND OUTSTANDING		Balance December 31, 1975	25,020.48
Beaches and Boardwalks		School	5,755,000.00	PROPERTY ACQUIRED BY DEED OR FORECLOSURE	
Parks, Playgrounds, Shade Trees	303,631.00	Self-Liquidating	3,218,000.00	Balance January 1, 1975	35,400.00
Land Reclamation & Conservation		Other	4,139,500.00	Transfers From Taxes or Liens	
Other Recreational Services	72,643.00	Total	13,112,500.00	Sale for Cash (1975)	
EDUCATION (excluding schools)		EQUALIZED VALUATION BASIS		Cancelled, Abated or Adjusted (1975)	
Libraries	316,482.00	FOR NET DEBT COMPUTATION	454,940,665.67	Balance December 31, 1975	35,400.00
Other Educational Services	1,500.00	REAL PROPERTY VALUATIONS		CURRENT FINANCES DECEMBER 31, 1975	
STATUTORY EXPENDITURES		Code Class # of Parcels % VAL'N		ASSETS	
Pensions & F. I. C. A.	402,551.00	1 Vacant Land 355 1.47	5,131,000.00	Cash Dec. 31, 1975	5,558,171.19
Employee Fringe Benefits	116,153.00	2 Residential 7108 86.11	301,228,200.00	Taxes Receivable	458,751.75
Other Statutory Expenditures		3 Farm 4 .05	199,900.00	Tax Title Liens	25,020.48
CETA And Other Public Employment Programs	39,358.92	4a Commercial 284 9.33	32,638,000.00	Foreclosed Property	35,400.00
MUNICIPAL FUNCTIONS TOTAL	5,536,027.92	4b Industrial		Emergencies & Other Deferred Charges	
CAPITAL IMPROVEMENTS *MEMC*	9,500.00	4c Apartments 27 3.04	10,634,200.00	State and Federal Aid Receivable	127,018.78
DEBT SERVICE		Total 7778	344,831,300.00	Other Receivables	73,664.97
Principal Payments	280,000.00	Land Area 5.90 Sq. Miles		Total	6,278,027.17
Interest Payments	144,312.00	Net Valuation Taxable-Municipal	355,419,790.00	LIABILITIES, RESERVES, AND SURPLUS	
DEFERRED CHARGES	78,328.17	Net Valuation Taxable-County	466,722,145.00	Cash Liabilities	5,118,019.40
SCHOOL, COUNTY, SPECIAL DISTRICT TAXES	14,126,687.79	State Equalized Valuation	502,093,947.00	Reserves for Receivables	592,837.20
RESERVE FOR UNCOLLECTED TAXES	631,653.20	State Equalization Ratio	70.46	Surplus Dec. 31, 1975	567,170.57
EXPENDITURES TOTAL	20,797,009.08			Total	6,278,027.17

1611

Population 1970 10,490
 Population 1975 11,475
 S & P Rating
 Moody Rating A

General Tax Rate Per \$100. 5.76
 State Equalized Tax Rate 3.88

RINGWOOD BOROUGH — PASSAIC COUNTY
Form of Government:
Borough Council
Number of Members on Governing Body 6

PER CAPITA: 786.33
 Gross Debt 129.41
 Net Debt 14.47
 Debt Service 561.21
 Total Tax Levy 220.23
 Municipal Expenditures

PER CENT: 5.90
 Gross Debt .97
 Net Debt 95.71
 Tax Levy Collected
 Tax Levy Cancelled, Abated or Adjusted .51

EXPENDITURES		REVENUES-REALIZED		1975 PROPERTY TAX	
GENERAL GOVERNMENT				STATE EQUALIZED TAX RATE →	
Governing Body & Public Boards		1975 Property Taxes Collected	6,184,173.89	Local District School Taxes	1.68 2,792,804.00
Municipal Clerk		1975 Payments in Lieu of Taxes		Regional & Consolidated School Tax	.78 1,304,169.80
Financial Administration	11,750.00	Delinquent Tax & Lien Collections	172,966.42	School Taxes in Municipal Budget	
Assessment of Taxes	25,338.00	Business Personalty Replacement Taxes	10,447.73	County Taxes	.56 932,733.33
Collection of Taxes	44,950.00	Taxes from Public Utilities	319,827.34	County Library Taxes	
Planning, Housing & Development	24,350.00	Other Miscellaneous Tax Revenues		Local Municipal Purpose Taxes	.83 1,376,014.02
Human Resources		State Aid Revenues	11,269.00	Veteran & Senior Citizen Taxes	.03 49,730.00
Elections		Federal Aid Revenues	91,981.12	Total Taxes for Rate Computation	3.88 6,455,451.15
General Administration (other)	230,350.00	State and Local Fiscal Assistance Act Utilized	83,290.21	Special District Taxes	
JUDICIARY		Sale of Acquired Property	7,400.00	Bank Stock Taxes	1,866.01
Municipal Courts	17,150.00	Other Miscellaneous Revenues	173,609.47	Added and Omitted Taxes	32,268.12
PUBLIC SAFETY		Total	7,054,965.18	Total Taxes Levied - ABSTRACT	6,439,855.28
Fire Protection	48,900.00	Prior Years Surplus Appropriated	355,000.00	Total Taxes Billed	6,461,427.01
Police Protection	445,505.00	REVENUES TOTAL	7,409,965.18	1975 TAXES COLLECTED	6,184,173.89
Civil Defense & Disaster Control	21,200.00	Reserve For Uncollected Taxes	397,531.35	1975 Taxes Cancelled, Abated or Adjusted	33,012.70
Environmental Inspection & Control	26,800.00			Transfer to Tax Title Liens or Foreclosed	25,770.24
Other Public Safety		CAPITAL OUTLAY TOTAL	305,560.97	Balance Outstanding Dec. 31, 1975	218,470.18
PUBLIC WORKS				PRIOR YEARS TAXES OUTSTANDING	
Streets and Drainage	482,782.00	Public Enterprises	69,100.10	Balance January 1, 1975	148,493.50
Sewers and Sewage Processing		Recreation—Culture		Collected in 1975	125,932.45
Garbage and Trash Disposal	126,000.00	Public Works	195,751.78	Cancelled, Abated or Adjusted 1975	9.33
Public Buildings and Grounds	34,615.00	Buildings and Grounds	40,709.09	Transfers to Tax Title Liens or Foreclosed	8,482.89
Other Public Works		Library and Education		Balance December 31, 1975	14,068.83
HEALTH and WELFARE		Conservation		TAX TITLE LIENS OUTSTANDING	
Health Services Except Environmental	47,421.00	All Other		Balance January 1, 1975	73,658.46
Welfare-Public Assistance	4,200.00			Transfer From Taxes	35,315.91
Hospitals, Clinics, First Aid		CAPITAL DEBT AUTHORIZED, DECEMBER 31, 1975		Redeemed in 1975	47,033.97
Animal, Insect, & Rodent Control		ISSUED AND UNISSUED		Cancelled, Abated or Adjusted (1975)	
Other Welfare Services	4,000.00	School	6,515,587	Transfers to Foreclosed Property	
		Self-liquidating	1,022,500	Balance December 31, 1975	61,940.40
		Other	1,485,000	PROPERTY ACQUIRED BY DEED OR	
		Total	9,023,087	FORECLOSURE	
RECREATION and CONSERVATION				Balance January 1, 1975	68,100.00
Beaches and Boardwalks		ISSUED AND OUTSTANDING		Transfers From Taxes or Liens	
Parks, Playgrounds, Shade Trees	36,000.00	School	6,515,587.00	Sale for Cash (1975)	7,400.00
Land Reclamation & Conservation	2,550.00	Self-liquidating	1,022,500.00	Cancelled, Abated or Adjusted (1975)	
Other Recreational Services	3,700.00	Other	1,017,000.00	Balance December 31, 1975	60,700.00
EDUCATION (excluding schools)		Total	8,555,087.00	CURRENT FINANCES DECEMBER 31, 1975	
Libraries	38,010.00	EQUALIZED VALUATION BASIS		ASSETS	
Other Educational Services		FOR NET DEBT COMPUTATION	152,980,931.00	Cash Dec. 31, 1975	716,764.92
STATUTORY EXPENDITURES		REAL PROPERTY VALUATIONS		Taxes Receivable	232,539.01
Pensions & F. I. C. A.	103,000.00	Code Class # of Parcels % VAL'N		Tax Title Liens	61,940.40
Employee Fringe Benefits	43,500.00	1 Vacant Land 757 13.71	15,252,100.00	Foreclosed Property	60,700.00
Other Statutory Expenditures		2 Residential 3385 82.45	91,723,000.00	Emergencies & Other Deferred Charges	
CETA And Other Public Employment Programs	97,427.00	3 Farm 2 .03	37,300.00	State and Federal Aid Receivable	21,164.65
MUNICIPAL FUNCTIONS		4a Commercial 49 3.30	3,668,100.00	Other Receivables	33,925.95
CAPITAL IMPROVEMENTS *MEMO*	20,000.00	4b Industrial 6 .51	566,800.00	Total	1,127,034.93
DEBT SERVICE		4c Apartments		LIABILITIES, RESERVES, AND SURPLUS	
Principal Payments	123,040.21	Total	111,247,300.00	Cash Liabilities	141,356.35
Interest Payments	43,040.00	Land Area 27.50 Sq. Miles		Reserves for Receivables	389,105.36
DEFERRED CHARGES		Net Valuation Taxable-Municipal	112,206,300.00	Surplus Dec. 31, 1975	596,573.22
SCHOOL, COUNTY, SPECIAL DISTRICT TAXES	5,029,707.13	Net Valuation Taxable-County	154,352,522.00	Total	1,127,034.93
RESERVE FOR UNCOLLECTED TAXES	397,531.35	State Equalized Valuation	165,940,907.00		
EXPENDITURES		State Equalization Ratio	67.43		
TOTAL	7,556,816.69				

0252

Population 1970 **12,855**
 Population 1975 **12,740**
 S & P Rating
 Moody Rating

General Tax Rate Per \$100. **6.18**
 State Equalized Tax Rate **2.72**

RIVER EDGE BOROUGH — BERGEN COUNTY

Form of Government:

Borough Council

Number of Members on Governing Body 6

PER CAPITA:

Gross Debt **124.18**
 Net Debt **60.67**
 Debt Service **6.59**
 Total Tax Levy **419.18**
 Municipal Expenditures **168.09**

PER CENT:

Gross Debt **.89**
 Net Debt **.44**
 Tax Levy Collected **99.15**
 Tax Levy Cancelled, Abated or Adjusted **.09**

EXPENDITURES		REVENUES-REALIZED		1975 PROPERTY TAX	
GENERAL GOVERNMENT				STATE EQUALIZED TAX RATE	
Governing Body & Public Boards		1975 Property Taxes Collected	5,296,945.20	Local District School Taxes	1,323,253.00
Municipal Clerk	7,200.00	1975 Payments in Lieu of Taxes	23,808.38	Regional & Consolidated School Tax	2,109,958.34
Financial Administration	18,389.64	Delinquent Tax & Lien Collections	39,478.00	School Taxes in Municipal Budget	
Assessment of Taxes	31,109.36	Business Personalty Replacement Taxes	60,540.12	County Taxes	712,174.35
Collection of Taxes	4,740.00	Taxes from Public Utilities	321,458.32	County Library Taxes	
Planning, Housing & Development	4,000.00	Other Miscellaneous Tax Revenues		Local Municipal Purpose Taxes	1,158,186.02
Human Resources		State Aid Revenues	2,913.00	Veteran & Senior Citizen Taxes	81,940.00
Elections		Federal Aid Revenues	12,255.96	Total Taxes for Rate Computation	5,385,511.71
General Administration (other)	166,815.00	State and Local Fiscal Assistance Act Utilized	81,903.03	Special District Taxes	
JUDICIARY		Sale of Acquired Property		Bank Stock Taxes	4,693.07
Municipal Courts	15,655.00	Other Miscellaneous Revenues	184,684.09	Added and Omitted Taxes	32,142.92
PUBLIC SAFETY		Total	6,023,986.10	Total Taxes Levied - ABSTRACT	5,340,407.70
Fire Protection	87,238.00	Prior Years Surplus Appropriated	350,000.00	Total Taxes Billed	5,342,581.18
Police Protection	492,470.00	REVENUES TOTAL	6,373,986.10	1975 TAXES COLLECTED	5,296,945.20
Civil Defense & Disaster Control	2,708.00	Reserve For Uncollected Taxes	108,370.58	1975 Taxes Cancelled, Abated or Adjusted	4,605.31
Environmental Inspection & Control	1,103.00	CAPITAL OUTLAY TOTAL	623,676.80	Transfer to Tax Title Liens or Foreclosed	
Other Public Safety				Balance Outstanding Dec. 31, 1975	41,030.67
PUBLIC WORKS				PRIOR YEARS TAXES OUTSTANDING	
Streets and Drainage	256,102.00	Public Enterprises		Balance January 1, 1975	46,096.63
Sewers and Sewage Processing	180,100.10	Recreation—Culture	147,719.92	Collected in 1975	39,478.00
Garbage and Trash Disposal	278,580.00	Public Works	266,105.03	Cancelled, Abated or Adjusted 1975	
Public Buildings and Grounds	24,053.00	Buildings and Grounds	162,039.47	Transfers to Tax Title Liens or Foreclosed	
Other Public Works		Library and Education	47,812.38	Balance December 31, 1975	6,618.63
HEALTH and WELFARE		Conservation		TAX TITLE LIENS OUTSTANDING	
Health Services Except Environmental	35,607.00	All Other		Balance January 1, 1975	
Welfare-Public Assistance	5,850.00	CAPITAL DEBT AUTHORIZED, DECEMBER 31, 1975		Transfer From Taxes	
Hospitals, Clinics, First Aid		ISSUED AND UNISSUED		Redeemed in 1975	
Animal, Insect, & Rodent Control		School	809,115	Cancelled, Abated or Adjusted (1975)	
Other Welfare Services		Self-liquidating		Transfers to Foreclosed Property	
RECREATION and CONSERVATION		Other	772,950	Balance December 31, 1975	
Beaches and Boardwalks	1,100.00	Total	1,582,065	PROPERTY ACQUIRED BY DEED, OR	
Parks, Playgrounds, Shade Trees	16,305.00			FORECLOSURE	
Land Reclamation & Conservation		ISSUED AND OUTSTANDING		Balance January 1, 1975	6,675.00
Other Recreational Services	49,089.45	School	809,115.00	Transfers From Taxes or Liens	
EDUCATION (excluding schools)		Self-Liquidating		Sale for Cash (1975)	
Libraries	114,863.00	Other	772,950.00	Cancelled, Abated or Adjusted (1975)	
Other Educational Services		Total	1,582,065.00	Balance December 31, 1975	6,675.00
STATUTORY EXPENDITURES		EQUALIZED VALUATION BASIS		CURRENT FINANCES DECEMBER 31, 1975	
Pensions & F. I. C. A.	88,977.00	FOR NET DEBT COMPUTATION	177,061,761.00	ASSETS:	
Employee Fringe Benefits	24,832.00	REAL PROPERTY VALUATIONS		Cash Dec. 31, 1975	1,530,813.76
Other Statutory Expenditures		Code Class # of Parcels % VAL'N	ASSESSED VALUATION	Taxes Receivable	47,649.30
CETA And Other Public Employment Programs	12,255.96	1 Vacant Land 14.8 .61	518,200.00	Tax Title Liens	
MUNICIPAL FUNCTIONS TOTAL	1,919,142.51	2 Residential 3070 78.26	66,245,990.00	Foreclosed Property	6,675.00
CAPITAL IMPROVEMENTS MEMO	30,000.00	3 Farm		Emergencies & Other Deferred Charges	566.21
DEBT SERVICE		4a Commercial 95 10.76	9,109,940.00	State and Federal Aid Receivable	2,913.00
Principal Payments	53,000.00	4b Industrial 6 .59	496,100.00	Other Receivables	3,622.99
Interest Payments	30,910.00	4c Apartments 18 9.78	8,282,225.00	Total	1,592,240.26
DEFERRED CHARGES	30,080.86	Total 3337	84,652,455.00	LIABILITIES, RESERVES, AND SURPLUS	
SCHOOL, COUNTY, SPECIAL DISTRICT TAXES	4,145,385.69	Land Area 1.90 Sq. Miles		Cash Liabilities	182,943.10
RESERVE FOR UNCOLLECTED TAXES	108,370.58	Net Valuation Taxable-Municipal	87,174,067.00	Reserves for Receivables	57,947.29
EXPENDITURES TOTAL	6,286,889.64	Net Valuation Taxable-County	183,401,231.00	Surplus Dec. 31, 1975	1,351,349.87
		State Equalized Valuation	194,350,491.00	Total	1,592,240.26
		State Equalization Ratio	44.13		

0253

Population 1970 8,905
 Population 1975 9,115
 S & P Rating
 Moody Rating A

General Tax Rate Per \$100. 3.83
 State Equalized Tax Rate 3.44

RIVER VALE TOWNSHIP — BERGEN COUNTY
Form of Government:
Township Committee
Number of Members on Governing Body 5

PER CAPITA: 1,533.63
 Gross Debt 1,303.19
 Net Debt 57.56
 Debt Service 574.55
 Total Tax Levy 232.60
 Municipal Expenditures

PER CENT: 10.07
 Gross Debt 8.56
 Net Debt 96.49
 Tax Levy Collected
 Tax Levy Cancelled, Abated or Adjusted .09

EXPENDITURES		REVENUES-REALIZED		1975 PROPERTY TAX	
GENERAL GOVERNMENT				STATE EQUALIZED TAX RATE	
Governing Body & Public Boards		1975 Property Taxes Collected	5,061,595.35	Local District School Taxes	1.44
Municipal Clerk		1975 Payments in Lieu of Taxes	12,280.83	Regional & Consolidated School Tax	.87
Financial Administration	17,524.00	Delinquent Tax & Lien Collections	205,216.31	School Taxes in Municipal Budget	
Assessment of Taxes	9,327.00	Business Personalty Replacement Taxes	37,191.61	County Taxes	.36
Collection of Taxes	7,480.00	Taxes from Public Utilities	214,792.86	County Library Taxes	
Planning, Housing & Development	4,830.00	Other Miscellaneous Tax Revenues		Local Municipal Purpose Taxes	.73
Human Resources	1,050.00	State Aid Revenues	2,444.50	Veteran & Senior Citizen Taxes	.03
Elections	2,550.00	Federal Aid Revenues	28,358.95	Total Taxes for Rate Computation	3.43
General Administration (other)	181,305.00	State and Local Fiscal Assistance Act Utilized	58,553.30	Special District Taxes	
JUDICIARY		Sale of Acquired Property		Bank Stock Taxes	2,581.48
Municipal Courts	10,744.00	Other Miscellaneous Revenues	199,500.67	Added and Omitted Taxes	33,221.88
PUBLIC SAFETY		Total	5,819,844.38	Total Taxes Levied - ABSTRACT	5,236,995.28
Fire Protection	79,694.00	Prior Years Surplus Appropriated	375,000.00	Total Taxes Billed	5,245,651.38
Police Protection	400,415.30	REVENUES TOTAL	6,194,844.38	1975 TAXES COLLECTED	5,061,595.35
Civil Defense & Disaster Control	100.00	Reserve For Uncollected Taxes	209,675.00	1975 Taxes Cancelled, Abated or Adjusted	4,608.00
Environmental Inspection & Control	13,333.00	CAPITAL OUTLAY TOTAL	729,910.82	Transfer to Tax Title Liens or Foreclosed	10,986.04
Other Public Safety				Balance Outstanding Dec. 31, 1975	168,461.99
PUBLIC WORKS				PRIOR YEARS TAXES OUTSTANDING	
Streets and Drainage	201,545.00	Public Enterprises		Balance January 1, 1975	355,171.21
Sewers and Sewage Processing	49,700.00	Recreation—Culture		Collected in 1975	189,868.12
Garbage and Trash Disposal	18,500.00	Public Works	493,452.88	Cancelled, Abated or Adjusted 1975	102,682.38
Public Buildings and Grounds	77,792.00	Buildings and Grounds	236,457.94	Transfers to Tax Title Liens or Foreclosed	50.79
Other Public Works		Library and Education		Balance December 31, 1975	62,569.92
HEALTH and WELFARE		Conservation		TAX TITLE LIENS OUTSTANDING	
Health Services Except Environmental	37,114.00	All Other		Balance January 1, 1975	63,750.52
Welfare-Public Assistance	1,500.00	CAPITAL DEBT AUTHORIZED, DECEMBER 31, 1975		Transfer From Taxes	11,057.87
Hospitals, Clinics, First Aid	1,500.00	ISSUED AND UNISSUED		Redeemed in 1975	15,348.19
Animal, Insect, & Rodent Control		School	2,046,305	Cancelled, Abated or Adjusted (1975)	
Other Welfare Services		Self-liquidating		Transfers to Foreclosed Property	
RECREATION and CONSERVATION		Other	11,932,693	Balance December 31, 1975	59,460.20
Beaches and Boardwalks		Total	13,978,998	PROPERTY ACQUIRED BY DEED OR FORECLOSURE	
Parks, Playgrounds, Shade Trees	3,000.00			Balance January 1, 1975	8,871.00
Land Reclamation & Conservation				Transfers From Taxes or Liens	
Other Recreational Services	29,675.00			Sale for Cash (1975)	
EDUCATION (excluding schools)				Cancelled, Abated or Adjusted (1975)	
Libraries	92,222.00	ISSUED AND OUTSTANDING		Balance December 31, 1975	8,871.00
Other Educational Services		School	1,977,414.00	CURRENT FINANCES DECEMBER 31, 1975	
STATUTORY EXPENDITURES		Self-Liquidating		ASSETS	
Pensions & F. I. C. A.	87,600.00	Other	9,925,356.00	Cash Dec. 31, 1975	894,558.30
Employee Fringe Benefits	22,000.00	Total	11,902,770.00	Taxes Receivable	231,031.91
Other Statutory Expenditures		EQUALIZED VALUATION BASIS		Tax Title Liens	59,460.20
CETA And Other Public Employment Programs	29,244.00	FOR NET DEBT COMPUTATION	138,813,734.33	Foreclosed Property	8,871.00
MUNICIPAL FUNCTIONS		REAL PROPERTY VALUATIONS		Emergencies & Other Deferred Charges	21,011.64
CAPITAL IMPROVEMENTS	9,000.00	Code Class # of Parcels % VAL'N	ASSESSED VALUATION	State and Federal Aid Receivable	23,754.76
DEBT SERVICE		1 Vacant Land 233 2.11	2,892,900.00	Other Receivables	40,574.39
Principal Payments	176,962.00	2 Residential 2307 85.75	117,401,500.00	Total	1,279,262.20
Interest Payments	347,740.00	3 Farm 2 .01	10,300.00	LIABILITIES, RESERVES, AND SURPLUS	
		4a Commercial 71 11.82	16,182,600.00	Cash Liabilities	178,207.63
		4b Industrial 1 .31	419,800.00	Reserves for Receivables	339,937.50
		4c Apartments		Surplus Dec. 31, 1975	761,117.07
		Total 2614	136,907,100.00	Total	1,279,262.20
		Land Area 4.20 Sq. Miles			
DEFERRED CHARGES	6,000.00	Net Valuation Taxable-Municipal	137,309,551.00		
SCHOOL, COUNTY, SPECIAL DISTRICT TAXES	4,089,003.42	Net Valuation Taxable-County	142,863,985.00		
RESERVE FOR UNCOLLECTED TAXES	209,675.00	State Equalized Valuation	152,690,660.00		
EXPENDITURES	6,209,124.72	State Equalization Ratio	89.90		

1433

Population 1970 2,740
 Population 1975 2,820
 S & P Rating
 Moody Rating BAA-1

General Tax Rate Per \$100. 4.26
 State Equalized Tax Rate 3.05

RIVERDALE BOROUGH — MORRIS COUNTY

Form of Government:

Borough Council

Number of Members on Governing Body 6

PER CAPITA:

Gross Debt 319.88
 Net Debt 257.93
 Debt Service 22.04
 Total Tax Levy 527.90
 Municipal Expenditures 223.28

PER CENT:

Gross Debt 2.11
 Net Debt 1.70
 Tax Levy Collected 94.57
 Tax Levy Cancelled, Abated or Adjusted .34

EXPENDITURES		REVENUES-REALIZED		1975 PROPERTY TAX	
GENERAL GOVERNMENT				STATE EQUALIZED TAX RATE	
Governing Body & Public Boards		1975 Property Taxes Collected	1,431,360.83	Local District School Taxes	1.96 966,194.29
Municipal Clerk		1975 Payments in Lieu of Taxes		Regional & Consolidated School Tax	
Financial Administration	4,164.00	Delinquent Tax & Lien Collections	63,756.62	School Taxes in Municipal Budget	
Assessment of Taxes	23,400.00	Business Personalty Replacement Taxes	63,158.28	County Taxes	.43 211,934.34
Collection of Taxes	8,825.00	Taxes from Public Utilities	101,811.96	County Library Taxes	.03 12,758.95
Planning, Housing & Development	8,050.00	Other Miscellaneous Tax Revenues		Local Municipal Purpose Taxes	.60 293,744.67
Human Resources		State Aid Revenues	13,765.00	Veteran & Senior Citizen Taxes	.04 18,220.00
Elections		Federal Aid Revenues	3,133.80	Total Taxes for Rate Computation	3.06 1,502,852.25
General Administration (other)	36,005.67	State and Local Fiscal Assistance Act Utilized	34,404.00	Special District Taxes	
JUDICIARY		Sale of Acquired Property		Bank Stock Taxes	2,283.40
Municipal Courts	10,905.00	Other Miscellaneous Revenues	37,275.65	Added and Omitted Taxes	1,765.42
PUBLIC SAFETY		Total	1,748,666.14	Total Taxes Levied - ABSTRACT	1,488,681.07
Fire Protection	12,900.00	Prior Years Surplus Appropriated	36,000.00	Total Taxes Billed	1,513,583.71
Police Protection	182,254.00	REVENUES TOTAL	1,784,666.14	1975 TAXES COLLECTED	1,431,360.83
Civil Defense & Disaster Control	800.00	Reserve For Uncollected Taxes	90,327.14	1975 Taxes Cancelled, Abated or Adjusted	5,221.12
Environmental Inspection & Control	2,510.00	CAPITAL OUTLAY TOTAL	60,313.19	Transfer to Tax Title Liens or Foreclosed	2,756.22
Other Public Safety				Balance Outstanding Dec. 31, 1975	74,245.54
PUBLIC WORKS				PRIOR YEARS TAXES OUTSTANDING	
Streets and Drainage	52,906.56	Public Enterprises		Balance January 1, 1975	68,655.95
Sewers and Sewage Processing	3,000.00	Recreation—Culture	7,409.49	Collected in 1975	63,756.62
Garbage and Trash Disposal	25,166.64	Public Works	12,648.70	Cancelled, Abated or Adjusted 1975	20.93
Public Buildings and Grounds	7,743.00	Buildings and Grounds	40,255.00	Transfers to Tax Title Liens or Foreclosed	
Other Public Works		Library and Education		Balance December 31, 1975	4,878.40
HEALTH and WELFARE		Conservation		TAX TITLE LIENS OUTSTANDING	
Health Services Except Environmental	10,793.40	All Other		Balance January 1, 1975	4,510.39
Welfare-Public Assistance	500.00	CAPITAL DEBT AUTHORIZED, DECEMBER 31, 1975		Transfer From Taxes	2,756.22
Hospitals, Clinics, First Aid	350.00	ISSUED AND UNISSUED GROSS DEBT		Redeemed in 1975	
Animal, Insect, & Rodent Control		School	120,000	Cancelled, Abated or Adjusted (1975)	
Other Welfare Services	2,600.00	Self-liquidating	105,000	Transfers to Foreclosed Property	
RECREATION and CONSERVATION		Other	677,069	Balance December 31, 1975	7,266.61
Beaches and Boardwalks		Total	902,069	PROPERTY ACQUIRED BY DEED OR	
Parks, Playgrounds, Shade Trees	23,831.00			FORECLOSURE	
Land Reclamation & Conservation		ISSUED AND OUTSTANDING		Balance January 1, 1975	
Other Recreational Services	1,829.47	School	120,000.00	Transfers From Taxes or Liens	
EDUCATION (excluding schools)		Self-Liquidating	105,000.00	Sale for Cash (1975)	
Libraries	5,603.00	Other	677,069.00	Cancelled, Abated or Adjusted (1975)	
Other Educational Services		Total	902,069.00	Balance December 31, 1975	
STATUTORY EXPENDITURES		EQUALIZED VALUATION BASIS		CURRENT FINANCES DECEMBER 31, 1975	
Pensions & F. I. C. A.	22,352.60	FOR NET DEBT COMPUTATION	42,702,268.00	ASSETS	
Employee Fringe Benefits	4,943.00	REAL PROPERTY VALUATIONS		Cash Dec. 31, 1975	299,159.73
Other Statutory Expenditures		Code Class # of Parcels % VAL'N	ASSESSED VALUATION	Taxes Receivable	79,123.94
CETA And Other Public Employment Programs	4,225.00	1 Vacant Land 183 9.59	3,074,750.00	Tax Title Liens	7,266.61
MUNICIPAL FUNCTIONS TOTAL	455,657.34	2 Residential 735 62.13	19,922,100.00	Foreclosed Property	
CAPITAL IMPROVEMENTS *MEMO*	5,000.00	3 Farm 1 .16	51,500.00	Emergencies & Other Deferred Charges	140,713.40
DEBT SERVICE		4a Commercial 73 19.70	6,316,550.00	State and Federal Aid Receivable	17,795.14
Principal Payments	27,800.00	4b Industrial 14 8.31	2,666,000.00	Other Receivables	1,103.20
Interest Payments	34,340.00	4c Apartments 1 .10	32,800.00	Total	545,162.02
DEFERRED CHARGES	21,532.08	Total 1007	32,063,700.00	LIABILITIES, RESERVES, AND SURPLUS	
SCHOOL, COUNTY, SPECIAL DISTRICT TAXES	1,190,887.58	Land Area 1.87 Sq. Miles		Cash Liabilities	375,141.18
RESERVE FOR UNCOLLECTED TAXES	90,327.14	Net Valuation Taxable-Municipal	35,335,561.00	Reserves for Receivables	87,493.75
EXPENDITURES TOTAL	1,820,544.14	Net Valuation Taxable-County	51,667,691.00	Surplus Dec. 31, 1975	82,527.09
		State Equalized Valuation	48,057,825.00	Total	545,162.02
		State Equalization Ratio	71.60		

0330

Population 1970 8,610
 Population 1975 8,740
 S & P Rating
 Moody Rating

General Tax Rate Per \$100. 4.38
 State Equalized Tax Rate 3.41

RIVERSIDE TOWNSHIP — BURLINGTON CO.

Form of Government:

Township Committee

Number of Members on Governing Body 5

PER CAPITA:
 Gross Debt 74.72
 Net Debt 55.84
 Debt Service 5.00
 Total Tax Levy 267.13
 Municipal Expenditures 135.28

PER CENT:
 Gross Debt 1.05
 Net Debt .78
 Tax Levy Collected 93.71
 Tax Levy Cancelled, Abated or Adjusted

EXPENDITURES		REVENUES-REALIZED		1975 PROPERTY TAX	
GENERAL GOVERNMENT				STATE EQUALIZED TAX RATE	
Governing Body & Public Boards		1975 Property Taxes Collected	2,187,863.82	Local District School Taxes	2.23
Municipal Clerk		1975 Payments in Lieu of Taxes		Regional & Consolidated School Tax	
Financial Administration	19,950.00	Delinquent Tax & Lien Collections	157,361.44	School Taxes in Municipal Budget	
Assessment of Taxes	7,234.00	Business Personalty Replacement Taxes	160,309.32	County Taxes	.61
Collection of Taxes	10,950.00	Taxes from Public Utilities	200,346.02	County Library Taxes	.03
Planning, Housing & Development	1,600.00	Other Miscellaneous Tax Revenues		Local Municipal Purpose Taxes	.45
Human Resources		State Aid Revenues	2,202.00	Veteran & Senior Citizen Taxes	.09
Elections		Federal Aid Revenues	159,828.59	Total Taxes for Rate Computation	3.41
General Administration (other)	95,176.87	State and Local Fiscal Assistance Act Utilized	69,527.50	Special District Taxes	
JUDICIARY		Sale of Acquired Property	2,210.96	Bank Stock Taxes	9,660.06
Municipal Courts	9,830.00	Other Miscellaneous Revenues	125,093.02	Added and Omitted Taxes	12,448.16
PUBLIC SAFETY		Total	3,064,742.67	Total Taxes Levied - ABSTRACT	2,334,719.66
Fire Protection	49,710.00	Prior Years Surplus Appropriated	140,000.00	Total Taxes Billed	2,334,719.66
Police Protection	216,049.00	REVENUES TOTAL	3,204,742.67	1975 TAXES COLLECTED	2,187,863.82
Civil Defense & Disaster Control	200.00	Reserve For Uncollected Taxes	171,800.00	1975 Taxes Cancelled, Abated or Adjusted	
Environmental Inspection & Control	2,205.00	CAPITAL OUTLAY TOTAL	17,982.03	Transfer to Tax Title Liens or Foreclosed	
Other Public Safety	1,900.00			Balance Outstanding Dec. 31, 1975	146,855.84
PUBLIC WORKS				PRIOR YEARS TAXES OUTSTANDING	
Streets and Drainage	158,781.00	Public Enterprises		Balance January 1, 1975	130,305.49
Sewers and Sewage Processing		Recreation—Culture	17,982.03	Collected in 1975	129,712.51
Garbage and Trash Disposal	66,800.00	Public Works		Cancelled, Abated or Adjusted 1975	
Public Buildings and Grounds	18,018.00	Buildings and Grounds		Transfers to Tax Title Liens or Foreclosed	
Other Public Works	3,465.00	Library and Education		Balance December 31, 1975	592.98
HEALTH and WELFARE		Conservation		TAX TITLE LIENS OUTSTANDING	
Health Services Except Environmental	7,900.00	All Other		Balance January 1, 1975	27,970.33
Welfare-Public Assistance	5,916.00			Transfer From Taxes	
Hospitals, Clinics, First Aid				Redeemed in 1975	27,648.93
Animal, Insect, & Rodent Control				Cancelled, Abated or Adjusted (1975)	
Other Welfare Services				Transfers to Foreclosed Property	
RECREATION and CONSERVATION				Balance December 31, 1975	321.40
Beaches and Boardwalks				PROPERTY ACQUIRED BY DEED OR	
Parks, Playgrounds, Shade Trees	21,000.00			FORECLOSURE	
Land Reclamation & Conservation				Balance January 1, 1975	4,305.96
Other Recreational Services	14,904.91			Transfers From Taxes or Liens	
EDUCATION (excluding schools)				Sale for Cash (1975)	2,210.96
Libraries	24,000.00			Cancelled, Abated or Adjusted (1975)	
Other Educational Services				Balance December 31, 1975	2,095.00
STATUTORY EXPENDITURES				CURRENT FINANCES DECEMBER 31, 1975	
Pensions & F. I. C. A.	44,335.61			ASSETS	
Employee Fringe Benefits	17,600.00			Cash Dec. 31, 1975	1,129,781.38
Other Statutory Expenditures				Taxes Receivable	147,448.82
CETA And Other Public Employment Programs	160,834.71			Tax Title Liens	321.40
MUNICIPAL FUNCTIONS TOTAL	958,360.10			Foreclosed Property	2,095.00
CAPITAL IMPROVEMENTS *MEMO*	5,000.00			Emergencies & Other Deferred Charges	16,000.00
DEBT SERVICE				State and Federal Aid Receivable	10,275.49
Principal Payments	20,000.00			Other Receivables	2,648.20
Interest Payments	23,675.00			Total	1,308,570.29
DEFERRED CHARGES	8,469.39			LIABILITIES, RESERVES, AND SURPLUS	
SCHOOL, COUNTY, SPECIAL DISTRICT TAXES	2,000,871.50			Cash Liabilities	880,711.07
RESERVE FOR UNCOLLECTED TAXES	171,800.00			Reserves for Receivables	152,513.42
EXPENDITURES TOTAL	3,183,175.99			Surplus Dec. 31, 1975	275,345.80
				Total	1,308,570.29

0331

Population 1970 **3,415**
 Population 1975 **3,440**
 S & P Rating
 Moody Rating

General Tax Rate Per \$100. **4.87**
 State Equalized Tax Rate **3.22**

RIVERTON BOROUGH — BURLINGTON CO.
Form of Government:
Borough Council
Number of Members on Governing Body 6

PER CAPITA:
 Gross Debt **80.96**
 Net Debt **25.76**
 Debt Service **7.18**
 Total Tax Levy **292.51**
 Municipal Expenditures **115.16**

PER CENT:
 Gross Debt **.98**
 Net Debt **.31**
 Tax Levy Collected **97.22**
 Tax Levy Cancelled, Abated or Adjusted **.07**

EXPENDITURES		REVENUES-REALIZED		1975 PROPERTY TAX	
GENERAL GOVERNMENT				STATE EQUALIZED TAX RATE 2.01	
Governing Body & Public Boards		1975 Property Taxes Collected	979,388.11	Local District School Taxes	633,908.50
Municipal Clerk		1975 Payments in Lieu of Taxes	1,136.25	Regional & Consolidated School Tax	
Financial Administration	12,485.00	Delinquent Tax & Lien Collections	28,248.75	School Taxes in Municipal Budget	
Assessment of Taxes	2,598.72	Business Personalty Replacement Taxes	12,666.32	County Taxes	.54 171,748.21
Collection of Taxes	3,565.00	Taxes from Public Utilities	61,487.98	County Library Taxes	.02 7,098.04
Planning, Housing & Development	812.25	Other Miscellaneous Tax Revenues		Local Municipal Purpose Taxes	.60 188,528.48
Human Resources		State Aid Revenues	938.00	Veteran & Senior Citizen Taxes	.06 18,490.00
Elections		Federal Aid Revenues	2,439.36	Total Taxes for Rate Computation	3.23 1,019,773.23
General Administration (other)	26,074.00	State and Local Fiscal Assistance Act Utilized	19,180.29	Special District Taxes	
JUDICIARY		Sale of Acquired Property		Bank Stock Taxes	3,326.16
Municipal Courts	3,621.81	Other Miscellaneous Revenues	68,440.06	Added and Omitted Taxes	1,639.59
PUBLIC SAFETY		Total	1,173,925.12	Total Taxes Levied - ABSTRACT	1,006,248.98
Fire Protection	23,155.00	Prior Years Surplus Appropriated	42,000.00	Total Taxes Billed	1,007,410.87
Police Protection	86,925.90	REVENUES TOTAL	1,215,925.12	1975 TAXES COLLECTED	979,388.11
Civil Defense & Disaster Control		Reserve For Uncollected Taxes	35,714.18	1975 Taxes Cancelled, Abated or Adjusted	720.00
Environmental Inspection & Control	908.05	CAPITAL OUTLAY TOTAL	295.13	Transfer to Tax Title Liens or Foreclosed	2,264.56
Other Public Safety				Balance Outstanding Dec. 31, 1975	25,038.20
PUBLIC WORKS				PRIOR YEARS TAXES OUTSTANDING	
Streets and Drainage	47,312.39	Public Enterprises		Balance January 1, 1975	24,103.88
Sewers and Sewage Processing	36,258.57	Recreation—Culture	26.67	Collected in 1975	24,103.88
Garbage and Trash Disposal	28,908.32	Public Works	268.46	Cancelled, Abated or Adjusted 1975	
Public Buildings and Grounds		Buildings and Grounds		Transfers to Tax Title Liens or Foreclosed	
Other Public Works		Library and Education		Balance December 31, 1975	
HEALTH and WELFARE		Conservation		TAX TITLE LIENS OUTSTANDING	
Health Services Except Environmental	1,779.56	All Other		Balance January 1, 1975	6,136.18
Welfare-Public Assistance	1,292.03	CAPITAL DEBT AUTHORIZED, DECEMBER 31, 1975		Transfer From Taxes	2,264.56
Hospitals, Clinics, First Aid		ISSUED AND UNISSUED GROSS DEBT		Redeemed in 1975	4,144.87
Animal, Insect, & Rodent Control		School	190,000	Cancelled, Abated or Adjusted (1975)	
Other Welfare Services		Self-liquidating		Transfers to Foreclosed Property	
RECREATION and CONSERVATION		Other	88,500	Balance December 31, 1975	4,255.87
Beaches and Boardwalks		Total	278,500	PROPERTY ACQUIRED BY DEED OR	
Parks, Playgrounds, Shade Trees	17,409.39	ISSUED AND OUTSTANDING		FORECLOSURE	
Land Reclamation & Conservation		School	190,000.00	Balance January 1, 1975	600.00
Other Recreational Services	6,892.95	Self-Liquidating		Transfers From Taxes or Liens	
EDUCATION (excluding schools)		Other	88,500.00	Sale for Cash (1975)	
Libraries	3,400.00	Total	278,500.00	Cancelled, Abated or Adjusted (1975)	
Other Educational Services		EQUALIZED VALUATION BASIS		Balance December 31, 1975	600.00
STATUTORY EXPENDITURES		FOR NET DEBT COMPUTATION	28,481,567.67	CURRENT FINANCES DECEMBER 31, 1975	
Pensions & F. I. C. A.	14,443.37	REAL PROPERTY VALUATIONS		ASSETS	
Employee Fringe Benefits	5,625.00	Code Class # of Parcels % VAL'N		Cash Dec. 31, 1975	452,348.86
Other Statutory Expenditures		1 Vacant Land 39 .81	167,250.00	Taxes Receivable	25,038.20
CETA And Other Public Employment Programs	4,099.62	2 Residential 837 89.47	18,517,250.00	Tax Title Liens	4,255.87
MUNICIPAL FUNCTIONS TOTAL	327,566.93	3 Farm		Foreclosed Property	600.00
CAPITAL IMPROVEMENTS MEMC	10,000.00	4a Commercial 41 5.97	1,235,000.00	Emergencies & Other Deferred Charges	3,124.00
DEBT SERVICE		4b Industrial 1 .54	111,900.00	State and Federal Aid Receivable	6,566.00
Principal Payments	20,000.00	4c Apartments 10 3.22	665,500.00	Other Receivables	1,061.90
Interest Payments	4,708.78	Total 928	20,696,900.00	Total	492,994.83
DEFERRED CHARGES	8,158.26	Land Area .70 Sq. Miles		LIABILITIES, RESERVES, AND SURPLUS	
SCHOOL, COUNTY, SPECIAL DISTRICT TAXES	812,754.75	Net Valuation Taxable-Municipal	20,953,591.00	Cash Liabilities	344,465.84
RESERVE FOR UNCOLLECTED TAXES	35,714.18	Net Valuation Taxable-County	29,256,634.00	Reserves for Receivables	30,955.97
EXPENDITURES TOTAL	1,208,902.90	State Equalized Valuation	31,483,154.00	Surplus Dec. 31, 1975	117,573.02
		State Equalization Ratio	66.28	Total	492,994.83

0254

Population 1970 6,395
 Population 1975 6,365
 S & P Rating
 Moody Rating

General Tax Rate Per \$100.
 3.86
 State Equalized Tax Rate
 1.71

ROCHELLE PARK TOWNSHIP — BERGEN CO.

Form of Government:

Township Committee

Number of Members on Governing Body 5

PER CAPITA:

Gross Debt 153.85
 Net Debt 105.93
 Debt Service 25.67
 Total Tax Levy 380.48
 Municipal Expenditures 206.89

PER CENT:

Gross Debt .94
 Net Debt .65
 Tax Levy Collected 98.98
 Tax Levy Cancelled, Abated or Adjusted .08

EXPENDITURES		REVENUES-REALIZED		1975 PROPERTY TAX	
GENERAL GOVERNMENT				STATE EQUALIZED TAX RATE	
Governing Body & Public Boards				Local District School Taxes	.86 1,236,064.00
Municipal Clerk				Regional & Consolidated School Tax	
Financial Administration	8,100.00	1975 Property Taxes Collected	2,403,743.31	School Taxes in Municipal Budget	
Assessment of Taxes	16,627.28	1975 Payments in Lieu of Taxes	5,665.31	County Taxes	.33 477,090.76
Collection of Taxes	5,660.00	Delinquent Tax & Lien Collections	30,639.98	County Library Taxes	
Planning, Housing & Development		Business Personalty Replacement Taxes	66,812.07	Local Municipal Purpose Taxes	.49 698,111.74
Human Resources		Taxes from Public Utilities	166,138.53	Veteran & Senior Citizen Taxes	.04 50,760.00
Elections		Other Miscellaneous Tax Revenues		Total Taxes for Rate Computation	1.72 2,462,026.50
General Administration (other)	129,296.24	State Aid Revenues	1,372.50	Special District Taxes	
JUDICIARY		Federal Aid Revenues	8,780.36	Bank Stock Taxes	7,023.02
Municipal Courts	9,600.00	State and Local Fiscal Assistance Act Utilized	63,592.49	Added and Omitted Taxes	3,436.95
PUBLIC SAFETY		Sale of Acquired Property	85,000.00	Total Taxes Levied - ABSTRACT	2,421,726.47
Fire Protection	60,798.60	Other Miscellaneous Revenues	81,594.56	Total Taxes Billed	2,428,607.24
Police Protection	371,432.84		2,913,339.11	1975 TAXES COLLECTED	2,403,743.31
Civil Defense & Disaster Control	3,300.00	Prior Years Surplus Appropriated	278,000.00	1975 Taxes Cancelled, Abated or Adjusted	2,040.00
Environmental Inspection & Control	12,000.00	REVENUES TOTAL	3,191,339.11	Transfer to Tax Title Liens or Foreclosed	895.52
Other Public Safety		Reserve For Uncollected Taxes	66,941.00	Balance Outstanding Dec. 31, 1975	21,928.41
PUBLIC WORKS		CAPITAL OUTLAY TOTAL	64,752.73	PRIOR YEARS TAXES OUTSTANDING	
Streets and Drainage	131,848.00			Balance January 1, 1975	31,575.14
Sewers and Sewage Processing	100,108.91	Public Enterprises		Collected in 1975	30,639.91
Garbage and Trash Disposal	78,000.00	Recreation—Culture		Cancelled, Abated or Adjusted 1975	48.99
Public Buildings and Grounds	3,798.49	Public Works	25,970.15	Transfers to Tax Title Liens or Foreclosed	886.24
Other Public Works		Buildings and Grounds	38,782.58	Balance December 31, 1975	
HEALTH and WELFARE		Library and Education		TAX TITLE LIENS OUTSTANDING	
Health Services Except Environmental	22,555.00	Conservation		Balance January 1, 1975	
Welfare-Public Assistance	4,592.00	All Other		Transfer From Taxes	1,992.06
Hospitals, Clinics, First Aid				Redeemed in 1975	
Animal, Insect, & Rodent Control		CAPITAL DEBT AUTHORIZED, DECEMBER 31, 1975		Cancelled, Abated or Adjusted (1975)	
Other Welfare Services		ISSUED AND UNISSUED		Transfers to Foreclosed Property	
RECREATION and CONSERVATION		School	305,000	Balance December 31, 1975	1,992.06
Beaches and Boardwalks	10,125.00	Self-liquidating		PROPERTY ACQUIRED BY DEED OR	
Parks, Playgrounds, Shade Trees		Other	674,245	FORECLOSURE	
Land Reclamation & Conservation		Total	979,245	Balance January 1, 1975	90,850.00
Other Recreational Services	42,150.00			Transfers From Taxes or Liens	
EDUCATION (excluding schools)		ISSUED AND OUTSTANDING		Sale for Cash (1975)	85,000.00
Libraries	3,500.00	School	305,000.00	Cancelled, Abated or Adjusted (1975)	
Other Educational Services		Self-Liquidating		Balance December 31, 1975	5,850.00
STATUTORY EXPENDITURES		Other	600,207.00	CURRENT FINANCES DECEMBER 31, 1975	
Pensions & F. I. C. A.	61,346.86	Total	905,207.00	ASSETS	
Employee Fringe Benefits		EQUALIZED VALUATION BASIS		Cash Dec. 31, 1975	642,829.46
Other Statutory Expenditures		FOR NET DEBT COMPUTATION	104,140,628.67	Taxes Receivable	21,928.41
CETA And Other Public Employment Programs	9,729.00	REAL PROPERTY VALUATIONS		Tax Title Liens	1,992.06
MUNICIPAL FUNCTIONS TOTAL	1,084,568.22	Code Class # of Parcels % VAL'N		Foreclosed Property	5,850.00
CAPITAL IMPROVEMENTS *MEMO*	10,000.00	1 Vacant Land 100 1.32	702,700.00	Emergencies & Other Deferred Charges	24,100.00
DEBT SERVICE		2 Residential 1709 62.37	33,169,600.00	State and Federal Aid Receivable	1,148.42
Principal Payments	128,400.00	3 Farm		Other Receivables	35,665.30
Interest Payments	35,015.00	4a Commercial 107 29.95	15,930,060.00	Total	733,513.65
DEFERRED CHARGES	1,947.26	4b Industrial 27 3.18	1,691,200.00	LIABILITIES, RESERVES, AND SURPLUS	
SCHOOL, COUNTY, SPECIAL DISTRICT TAXES	1,713,154.76	4c Apartments 3 3.18	1,691,100.00	Cash Liabilities	157,787.70
RESERVE FOR UNCOLLECTED TAXES	66,941.00	Total 1946	53,184,660.00	Reserves for Receivables	31,435.77
EXPENDITURES TOTAL	3,030,026.24	Land Area 1.10 Sq. Miles		Surplus Dec. 31, 1975	544,290.18
		Net Valuation Taxable-Municipal	63,903,547.00	Total	733,513.65
		Net Valuation Taxable-County	122,417,668.00		
		State Equalized Valuation	130,291,147.00		
		State Equalization Ratio	44.48		

1434

Population 1970 6,415
 Population 1975 6,605
 S & P Rating
 Moody Rating

General Tax Rate Per \$100. 3.17
 State Equalized Tax Rate 2.89

ROCKAWAY BOROUGH — MORRIS COUNTY

Form of Government:

Borough Council

Number of Members on Governing Body 6

PER CAPITA: Gross Debt 185.11
 Net Debt 36.61
 Debt Service 3.46
 Total Tax Levy 413.72
 Municipal Expenditures 150.19
 PER CENT: Gross Debt 1.48
 Net Debt .29
 Tax Levy Collected 96.85
 Tax Levy Cancelled, Abated or Adjusted .46

EXPENDITURES		REVENUES-REALIZED		1975 PROPERTY TAX	
GENERAL GOVERNMENT				STATE EQUALIZED TAX RATE	
Governing Body & Public Boards		1975 Property Taxes Collected	2,659,987.30	Local District School Taxes 1.12	1,067,517.00
Municipal Clerk		1975 Payments in Lieu of Taxes		Regional & Consolidated School Tax .82	779,322.91
Financial Administration	405.00	Delinquent Tax & Lien Collections	110,154.01	School Taxes in Municipal Budget	
Assessment of Taxes	5,075.00	Business Personalty Replacement Taxes	148,257.61	County Taxes	439,547.57
Collection of Taxes	10,890.00	Taxes from Public Utilities	111,948.90	County Library Taxes	
Planning, Housing & Development	8,537.50	Other Miscellaneous Tax Revenues		Local Municipal Purpose Taxes .44	419,669.15
Human Resources		State Aid Revenues	2,528.50	Veteran & Senior Citizen Taxes .04	39,700.00
Elections		Federal Aid Revenues	40,169.02	Total Taxes for Rate Computation 2.88	2,745,756.63
General Administration (other)	92,012.42	State and Local Fiscal Assistance Act Utilized	73,015.00	Special District Taxes	
JUDICIARY		Sale of Acquired Property		Bank Stock Taxes	4,861.93
Municipal Courts	7,030.00	Other Miscellaneous Revenues	79,546.31	Added and Omitted Taxes	21,720.66
PUBLIC SAFETY		Total	3,225,606.65	Total Taxes Levied - ABSTRACT	2,732,639.22
Fire Protection	23,427.10	Prior Years Surplus Appropriated	120,000.00	Total Taxes Billed	2,746,559.22
Police Protection	208,678.00	REVENUES TOTAL	3,345,606.65	1975 TAXES COLLECTED	2,659,987.30
Civil Defense & Disaster Control	950.00	Reserve For Uncollected Taxes	172,171.59	1975 Taxes Cancelled, Abated or Adjusted	12,683.11
Environmental Inspection & Control	4,050.00	CAPITAL OUTLAY TOTAL	33,054.08	Transfer to Tax Title Liens or Foreclosed	20,405.77
Other Public Safety	3,685.00			Balance Outstanding Dec. 31, 1975	53,483.04
PUBLIC WORKS				PRIOR YEARS TAXES OUTSTANDING	
Streets and Drainage	137,743.89	Public Enterprises	10,964.95	Balance January 1, 1975	84,350.19
Sewers and Sewage Processing	31,094.00	Recreation—Culture		Collected in 1975	68,050.86
Garbage and Trash Disposal	51,760.00	Public Works	22,089.13	Cancelled, Abated or Adjusted 1975	1,120.00
Public Buildings and Grounds	26,410.00	Buildings and Grounds		Transfers to Tax Title Liens or Foreclosed	683.90
Other Public Works		Library and Education		Balance December 31, 1975	14,495.43
HEALTH and WELFARE		Conservation		TAX TITLE LIENS OUTSTANDING	
Health Services Except Environmental	13,610.00	All Other		Balance January 1, 1975	59,137.78
Welfare-Public Assistance	5,825.00	CAPITAL DEBT AUTHORIZED, DECEMBER 31, 1975		Transfer From Taxes	21,180.87
Hospitals, Clinics, First Aid		ISSUED AND UNISSUED		Redeemed in 1975	42,103.15
Animal, Insect, & Rodent Control		School	743,344	Cancelled, Abated or Adjusted (1975)	
Other Welfare Services		Self-liquidating	237,500	Transfers to Foreclosed Property	
RECREATION and CONSERVATION		Other	241,840	Balance December 31, 1975	38,215.50
Beaches and Boardwalks		Total	1,222,684	PROPERTY ACQUIRED BY DEED OR	
Parks, Playgrounds, Shade Trees	1,710.00			FORECLOSURE	
Land Reclamation & Conservation		ISSUED AND OUTSTANDING		Balance January 1, 1975	6,025.00
Other Recreational Services	32,708.77	School	743,344.00	Transfers From Taxes or Liens	
EDUCATION (excluding schools)		Self-Liquidating	150,000.00	Sale for Cash (1975)	
Libraries	25,129.00	Other	155,000.00	Cancelled, Abated or Adjusted (1975)	
Other Educational Services		Total	1,048,344.00	Balance December 31, 1975	6,025.00
STATUTORY EXPENDITURES		EQUALIZED VALUATION BASIS		CURRENT FINANCES DECEMBER 31, 1975	
Pensions & F. I. C. A.	39,192.23	FOR NET DEBT COMPUTATION	82,522,856.00	ASSETS	
Employee Fringe Benefits	22,120.00	REAL PROPERTY VALUATIONS		Cash Dec. 31, 1975	449,563.42
Other Statutory Expenditures		Code Class # of Parcels % VAL'N		Taxes Receivable	67,978.47
CETA And Other Public Employment Programs	39,327.47	1 Vacant Land 211 3.82	3,280,900.00	Tax Title Liens	38,215.50
MUNICIPAL FUNCTIONS TOTAL	791,370.38	2 Residential 1476 58.68	50,371,200.00	Foreclosed Property	6,025.00
CAPITAL IMPROVEMENTS *MEMO*		3 Farm		Emergencies & Other Deferred Charges	15,006.04
DEBT SERVICE		4a Commercial 136 21.15	18,156,800.00	State and Federal Aid Receivable	15,672.76
Principal Payments	15,000.00	4b Industrial 24 11.63	9,986,100.00	Other Receivables	9,764.24
Interest Payments	7,862.50	4c Apartments 21 4.72	4,050,700.00	Total	602,225.43
		Total 1868	85,845,700.00	LIABILITIES, RESERVES, AND SURPLUS	
DEFERRED CHARGES	5,632.02	Land Area 2.00 Sq. Miles		Cash Liabilities	147,979.40
SCHOOL, COUNTY, SPECIAL DISTRICT TAXES	2,286,387.48	Net Valuation Taxable-Municipal	86,752,661.00	Reserves for Receivables	121,983.21
RESERVE FOR UNCOLLECTED TAXES	172,171.59	Net Valuation Taxable-County	107,839,483.00	Surplus Dec. 31, 1975	332,262.82
EXPENDITURES TOTAL	3,278,423.97	State Equalized Valuation	94,967,784.00	Total	602,225.43
		State Equalization Ratio	91.27		

1435

Population 1970 **19,005**
 Population 1975 **19,875**
 S & P Rating **A**
 Moody Rating **A**

General Tax Rate Per \$100. **5.16**
 State Equalized Tax Rate **3.43**

ROCKAWAY TOWNSHIP — MORRIS COUNTY**Form of Government:****Mayor-Council Plan F (OMCL 50)****Number of Members on Governing Body 9**

PER CAPITA:		PER CENT:	
Gross Debt	577.63	Gross Debt	4.25
Net Debt	204.55	Net Debt	1.50
Debt Service	8.39	Tax Levy Collected	90.21
Total Tax Levy	508.34	Tax Levy Cancelled, Abated or Adjusted	.64
Municipal Expenditures	181.54		

EXPENDITURES		REVENUES-REALIZED		1975 PROPERTY TAX	
GENERAL GOVERNMENT				STATE EQUALIZED TAX RATE → 1.61	
Governing Body & Public Boards	20,150.00	1975 Property Taxes Collected	9,132,914.51	Local District School Taxes	4,720,825.00
Municipal Clerk		1975 Payments in Lieu of Taxes		Regional & Consolidated School Tax	2,234,490.08
Financial Administration	47,840.00	Delinquent Tax & Lien Collections	629,028.62	School Taxes in Municipal Budget	
Assessment of Taxes	26,150.00	Business Personalty Replacement Taxes	231,158.30	County Taxes	1,258,708.94
Collection of Taxes	40,735.00	Taxes from Public Utilities	267,631.42	County Library Taxes	75,760.86
Planning, Housing & Development	27,415.00	Other Miscellaneous Tax Revenues		Local Municipal Purpose Taxes	1,706,499.65
Human Resources	6,875.00	State Aid Revenues	66,146.95	Veteran & Senior Citizen Taxes	82,000.00
Elections	3,975.00	Federal Aid Revenues	52,905.32	Total Taxes for Rate Computation	10,078,284.53
General Administration (other)	374,292.94	State and Local Fiscal Assistance Act Utilized	333,074.79	Special District Taxes	
JUDICIARY		Sale of Acquired Property		Bank Stock Taxes	633.75
Municipal Courts	25,645.00	Other Miscellaneous Revenues	359,982.40	Added and Omitted Taxes	106,376.28
PUBLIC SAFETY		Total	11,072,842.31	Total Taxes Levied - ABSTRACT	10,103,294.56
Fire Protection	152,400.00	Prior Years Surplus Appropriated	260,000.00	Total Taxes Billed	10,123,994.51
Police Protection	645,386.00	REVENUES TOTAL	11,332,842.31	1975 TAXES COLLECTED	9,132,914.51
Civil Defense & Disaster Control	5,995.00	Reserve For Uncollected Taxes	797,786.40	1975 Taxes Cancelled, Abated or Adjusted	64,545.00
Environmental Inspection & Control	27,940.00	CAPITAL OUTLAY TOTAL	1,718,015.67	Transfer to Tax Title Liens or Foreclosed	178,656.90
Other Public Safety				Balance Outstanding Dec. 31, 1975	747,878.10
PUBLIC WORKS				PRIOR YEARS TAXES OUTSTANDING	
Streets and Drainage	547,750.00	Public Enterprises	21,125.23	Balance January 1, 1975	721,850.14
Sewers and Sewage Processing	48,806.00	Recreation—Culture	875,960.50	Collected in 1975	604,038.18
Garbage and Trash Disposal		Public Works	257,917.40	Cancelled, Abated or Adjusted 1975	11,391.25
Public Buildings and Grounds	51,260.00	Buildings and Grounds	563,012.54	Transfers to Tax Title Liens or Foreclosed	8,638.98
Other Public Works	24,900.79	Library and Education		Balance December 31, 1975	97,781.73
HEALTH and WELFARE		Conservation		TAX TITLE LIENS OUTSTANDING	
Health Services Except Environmental	63,459.00	All Other		Balance January 1, 1975	343,095.68
Welfare-Public Assistance	4,150.00	CAPITAL DEBT AUTHORIZED, DECEMBER 31, 1975		Transfer From Taxes	182,844.39
Hospitals, Clinics, First Aid	2,500.00	ISSUED AND UNISSUED		Redeemed in 1975	24,990.44
Animal, Insect, & Rodent Control	11,149.00	School	6,574,029	Cancelled, Abated or Adjusted (1975)	
Other Welfare Services	500.00	Self-liquidating	1,275,000	Transfers to Foreclosed Property	26,238.41
RECREATION and CONSERVATION		Other	3,631,350	Balance December 31, 1975	474,711.22
Beaches and Boardwalks		Total	11,480,379	PROPERTY ACQUIRED BY DEED OR FORECLOSURE	
Parks, Playgrounds, Shade Trees	38,824.00	ISSUED AND OUTSTANDING		Balance January 1, 1975	123,410.34
Land Reclamation & Conservation	950.00	School	6,574,029.00	Transfers From Taxes or Liens	37,629.66
Other Recreational Services	43,765.00	Self-Liquidating	1,275,000.00	Sale for Cash (1975)	
EDUCATION (excluding schools)		Other	3,551,350.00	Cancelled, Abated or Adjusted (1975)	
Libraries	67,600.00	Total	11,400,379.00	Balance December 31, 1975	161,040.00
Other Educational Services		EQUALIZED VALUATION BASIS		CURRENT FINANCES DECEMBER 31, 1975	
STATUTORY EXPENDITURES		FOR NET DEBT COMPUTATION	270,150,711.00	ASSETS	
Pensions & F. I. C. A.	114,360.00	REAL PROPERTY VALUATIONS		Cash Dec. 31, 1975	772,156.79
Employee Fringe Benefits	59,620.00	Code Class # of Parcels % VAL'N		Taxes Receivable	845,659.83
Other Statutory Expenditures		1 Vacant Land 1735 14.92	28,915,050.00	Tax Title Liens	474,711.22
CETA And Other Public Employment Programs	61,113.00	2 Residential 5462 68.43	132,635,700.00	Foreclosed Property	161,040.00
MUNICIPAL FUNCTIONS TOTAL	2,545,505.73	3 Farm 15 .13	253,500.00	Emergencies & Other Deferred Charges	111,492.94
CAPITAL IMPROVEMENTS * MEMC	50,500.00	4a Commercial 100 5.82	11,276,650.00	State and Federal Aid Receivable	36,986.31
DEBT SERVICE		4b Industrial 21 8.23	15,946,200.00	Other Receivables	91,189.44
Principal Payments	70,000.00	4c Apartments 8 2.48	4,806,300.00	Total	2,493,236.53
Interest Payments	96,696.00	Total 7341	193,833,400.00	LIABILITIES, RESERVES, AND SURPLUS	
DEFERRED CHARGES	98,087.14	Land Area 42.35 Sq. Miles		Cash Liabilities	621,421.50
SCHOOL, COUNTY, SPECIAL DISTRICT TAXES	8,289,784.88	Net Valuation Taxable-Municipal	195,606,259.00	Reserves for Receivables	1,572,600.49
RESERVE FOR UNCOLLECTED TAXES	797,786.40	Net Valuation Taxable-County	304,748,233.00	Surplus Dec. 31, 1975	299,214.54
EXPENDITURES TOTAL	11,897,860.15	State Equalized Valuation	293,037,890.00	Total	2,493,236.53
		State Equalization Ratio	66.55		

0255

Population 1970 **310**
 Population 1975 **305**
 S & P Rating
 Moody Rating

General Tax Rate Per \$100. **.93**
 State Equalized Tax Rate **.81**

ROCKLEIGH BOROUGH — BERGEN COUNTY

Form of Government:

Borough Council

Number of Members on Governing Body 6

PER CAPITA:

Gross Debt **2,950.82**
 Net Debt **2,950.82**
 Debt Service
 Total Tax Levy **979.91**
 Municipal Expenditures **431.39**

PER CENT:

Gross Debt **2.80**
 Net Debt **2.80**
 Tax Levy Collected **99.50**
 Tax Levy Cancelled, Abated or Adjusted **.03**

EXPENDITURES		REVENUES-REALIZED		1975 PROPERTY TAX	
GENERAL GOVERNMENT				STATE EQUALIZED TAX RATE —→	
Governing Body & Public Boards		1975 Property Taxes Collected	299,259.24	Local District School Taxes	.11 40,000.00
Municipal Clerk		1975 Payments in Lieu of Taxes		Regional & Consolidated School Tax	
Financial Administration		Delinquent Tax & Lien Collections		School Taxes in Municipal Budget	
Assessment of Taxes	900.00	Business Personalty Replacement Taxes	27,869.48	County Taxes	.44 155,851.01
Collection of Taxes	1,500.00	Taxes from Public Utilities	24,204.22	County Library Taxes	
Planning, Housing & Development	7,500.00	Other Miscellaneous Tax Revenues		Local Municipal Purpose Taxes	.25 89,785.00
Human Resources		State Aid Revenues	138.50	Veteran & Senior Citizen Taxes	940.00
Elections		Federal Aid Revenues		Total Taxes for Rate Computation	.80 286,576.01
General Administration (other)	33,500.00	State and Local Fiscal Assistance Act Utilized		Special District Taxes	
JUDICIARY		Sale of Acquired Property		Bank Stock Taxes	
Municipal Courts	1,730.00	Other Miscellaneous Revenues	19,220.10	Added and Omitted Taxes	13,236.98
PUBLIC SAFETY		Total	370,691.54	Total Taxes Levied - ABSTRACT	298,872.99
Fire Protection	16,500.00	Prior Years Surplus Appropriated	40,000.00	Total Taxes Billed	300,756.23
Police Protection	1,700.00	REVENUES TOTAL	410,691.54	1975 TAXES COLLECTED	299,259.24
Civil Defense & Disaster Control	100.00	Reserve For Uncollected Taxes	6,435.00	1975 Taxes Cancelled, Abated or Adjusted	100.00
Environmental Inspection & Control	5,000.00	CAPITAL OUTLAY TOTAL	43,572.43	Transfer to Tax Title Liens or Foreclosed	
Other Public Safety		Public Enterprises		Balance Outstanding Dec. 31, 1975	1,396.99
PUBLIC WORKS		Recreation—Culture		PRIOR YEARS TAXES OUTSTANDING	
Streets and Drainage	15,360.00	Public Works	30,807.28	Balance January 1, 1975	
Sewers and Sewage Processing		Buildings and Grounds	12,765.15	Collected in 1975	
Garbage and Trash Disposal	6,000.00	Library and Education		Cancelled, Abated or Adjusted 1975	
Public Buildings and Grounds	26,850.00	Conservation		Transfers to Tax Title Liens or Foreclosed	
Other Public Works		All Other		Balance December 31, 1975	
HEALTH and WELFARE				TAX TITLE LIENS OUTSTANDING	
Health Services Except Environmental	2,200.00	CAPITAL DEBT AUTHORIZED, DECEMBER 31, 1975		Balance January 1, 1975	
Welfare-Public Assistance		ISSUED AND UNISSUED GROSS DEBT NET DEBT		Transfer From Taxes	
Hospitals, Clinics, First Aid	500.00	School		Redeemed in 1975	
Animal, Insect, & Rodent Control		Self-liquidating		Cancelled, Abated or Adjusted (1975)	
Other Welfare Services		Other	900,000 900,000	Transfers to Foreclosed Property	
RECREATION and CONSERVATION		Total	900,000 900,000	Balance December 31, 1975	
Beaches and Boardwalks		ISSUED AND OUTSTANDING		PROPERTY ACQUIRED BY DEED OR	
Parks, Playgrounds, Shade Trees	300.00	School		FORECLOSURE	
Land Reclamation & Conservation		Self-Liquidating		Balance January 1, 1975	
Other Recreational Services	500.00	Other		Transfers From Taxes or Liens	
EDUCATION (excluding schools)		Total		Sale for Cash (1975)	
Libraries		EQUALIZED VALUATION BASIS		Cancelled, Abated or Adjusted (1975)	
Other Educational Services		FOR NET DEBT COMPUTATION	32,147,154.00	Balance December 31, 1975	
STATUTORY EXPENDITURES		REAL PROPERTY VALUATIONS		CURRENT FINANCES DECEMBER 31, 1975	
Pensions & F. I. C. A.	1,000.00	Code Class # of Parcels % VAL'N ASSESSED VALUATION		ASSETS	
Employee Fringe Benefits		1 Vacant Land 22 2.81 863,200.00		Cash Dec. 31, 1975	142,346.15
Other Statutory Expenditures		2 Residential 49 13.34 4,093,800.00		Taxes Receivable	1,396.99
CETA And Other Public Employment Programs		3 Farm 5 4.34 1,332,000.00		Tax Title Liens	
MUNICIPAL FUNCTIONS TOTAL	121,140.00	4a Commercial 13 79.51 24,404,600.00		Foreclosed Property	
CAPITAL IMPROVEMENTS MEMO*	50,000.00	4b Industrial 89 30,693,600.00		Emergencies & Other Deferred Charges	
DEBT SERVICE		Total		State and Federal Aid Receivable	
Principal Payments		Land Area 1.00 Sq. Miles		Other Receivables	
Interest Payments		Net Valuation Taxable-Municipal	30,991,317.00	Total	143,743.14
DEFERRED CHARGES	4,000.00	Net Valuation Taxable-County	39,990,120.00	LIABILITIES, RESERVES, AND SURPLUS	
SCHOOL, COUNTY, SPECIAL DISTRICT TAXES	195,851.01	State Equalized Valuation	35,460,508.00	Cash Liabilities	60,268.78
RESERVE FOR UNCOLLECTED TAXES	6,435.00	State Equalization Ratio	87.29	Reserves for Receivables	1,396.99
EXPENDITURES TOTAL	327,426.01			Surplus Dec. 31, 1975	82,077.37
				Total	143,743.14

1817

Population 1970 920
 Population 1975 920
 S & P Rating
 Moody Rating A

General Tax Rate Per \$100. 5.37
 State Equalized Tax Rate 3.15

ROCKY HILL BOROUGH — SOMERSET CO.

Form of Government:

Borough Council

Number of Members on Governing Body 6

PER CAPITA:
 Gross Debt 319.57
 Net Debt 319.57
 Debt Service
 Total Tax Levy 497.95
 Municipal Expenditures 156.96

PER CENT:
 Gross Debt 2.30
 Net Debt 2.30
 Tax Levy Collected 92.65
 Tax Levy Cancelled, Abated or Adjusted .03

EXPENDITURES		REVENUES-REALIZED		1975 PROPERTY TAX	
GENERAL GOVERNMENT				STATE EQUALIZED TAX RATE 3.38	
Governing Body & Public Boards		1975 Property Taxes Collected 425,054.67		Local District School Taxes	347,422.50
Municipal Clerk				Regional & Consolidated School Tax	
Financial Administration	1,150.00	1975 Payments in Lieu of Taxes		School Taxes in Municipal Budget	
Assessment of Taxes	2,355.00	Delinquent Tax & Lien Collections 19,145.93		County Taxes	64,447.45
Collection of Taxes	3,408.94	Business Personalty Replacement Taxes 24,051.93		County Library Taxes	3,360.54
Planning, Housing & Development	2,400.00	Taxes from Public Utilities 21,501.49		Local Municipal Purpose Taxes	39,495.87
Human Resources		Other Miscellaneous Tax Revenues		Veteran & Senior Citizen Taxes	4,260.00
Elections	300.00	State Aid Revenues 810.00		Total Taxes for Rate Computation	458,986.36
General Administration (other)	29,805.00	Federal Aid Revenues		Special District Taxes	
JUDICIARY		State and Local Fiscal Assistance Act Utilized 3,478.01		Bank Stock Taxes	1,871.11
Municipal Courts	1,270.00	Sale of Acquired Property		Added and Omitted Taxes	1,519.56
PUBLIC SAFETY		Other Miscellaneous Revenues 29,689.37		Total Taxes Levied - ABSTRACT	458,117.03
Fire Protection	7,115.25	Total 523,731.40		Total Taxes Billed	458,760.79
Police Protection	4,780.00	Prior Years Surplus Appropriated 38,600.00		1975 TAXES COLLECTED	425,054.67
Civil Defense & Disaster Control	25.00	REVENUES TOTAL 562,331.40		1975 Taxes Cancelled, Abated or Adjusted	135.00
Environmental Inspection & Control	250.00	Reserve For Uncollected Taxes 27,522.93		Transfer to Tax Title Liens or Foreclosed	
Other Public Safety		CAPITAL OUTLAY TOTAL		Balance Outstanding Dec. 31, 1975	33,571.12
PUBLIC WORKS				PRIOR YEARS TAXES OUTSTANDING	
Streets and Drainage	3,875.00	Public Enterprises		Balance January 1, 1975	20,140.05
Sewers and Sewage Processing		Recreation—Culture		Collected in 1975	19,145.93
Garbage and Trash Disposal	6,900.00	Public Works		Cancelled, Abated or Adjusted 1975	
Public Buildings and Grounds	2,340.00	Buildings and Grounds		Transfers to Tax Title Liens or Foreclosed	
Other Public Works		Library and Education		Balance December 31, 1975	994.12
HEALTH and WELFARE		Conservation		TAX TITLE LIENS OUTSTANDING	
Health Services Except Environmental	1,225.00	All Other		Balance January 1, 1975	884.84
Welfare-Public Assistance	150.00	CAPITAL DEBT AUTHORIZED, DECEMBER 31, 1975		Transfer From Taxes	
Hospitals, Clinics, First Aid		ISSUED AND UNISSUED GROSS DEBT NET DEBT		Redeemed in 1975	
Animal, Insect, & Rodent Control		School 294,000 294,000		Cancelled, Abated or Adjusted (1975)	
Other Welfare Services		Self-liquidating 294,000 294,000		Transfers to Foreclosed Property	
RECREATION and CONSERVATION		Other 294,000 294,000		Balance December 31, 1975	884.84
Beaches and Boardwalks		ISSUED AND OUTSTANDING		PROPERTY ACQUIRED BY DEED OR	
Parks, Playgrounds, Shade Trees		School 294,000.00		FORECLOSURE	
Land Reclamation & Conservation		Self-Liquidating 294,000.00		Balance January 1, 1975	
Other Recreational Services	2,600.00	Other 294,000.00		Transfers From Taxes or Liens	
EDUCATION (excluding schools)		Total 294,000.00		Sole for Cash (1975)	
Libraries	500.00	EQUALIZED VALUATION BASIS FOR NET DEBT COMPUTATION 12,778,270.67		Cancelled, Abated or Adjusted (1975)	
Other Educational Services		REAL PROPERTY VALUATIONS		Balance December 31, 1975	
STATUTORY EXPENDITURES		Code Class # of Parcels % VAL'N ASSESSED VALUATION		CURRENT FINANCES DECEMBER 31, 1975	
Pensions & F. I. C. A.	1,122.00	1 Vacant Land 26 2.90 247,100.00		ASSETS	
Employee Fringe Benefits		2 Residential 225 84.33 7,181,300.00		Cash Dec. 31, 1975	20,253.26
Other Statutory Expenditures		3 Farm 8 1.07 91,100.00		Taxes Receivable	34,565.24
CETA And Other Public Employment Programs		4a Commercial 10 4.51 383,800.00		Tax Title Liens	884.84
MUNICIPAL FUNCTIONS TOTAL 71,571.19		4b Industrial 1 4.62 393,100.00		Foreclosed Property	
CAPITAL IMPROVEMENTS *MEMO*		4c Apartments 4 2.57 219,100.00		Emergencies & Other Deferred Charges	8,339.42
DEBT SERVICE		Total 274 8,515,500.00		State and Federal Aid Receivable	5,502.35
Principal Payments		Land Area .60 Sq. Miles		Other Receivables	43,350.36
Interest Payments		Net Valuation Taxable-Municipal 8,559,220.00		Total	112,895.47
DEFERRED CHARGES 45,309.80		Net Valuation Taxable-County 13,981,342.00		LIABILITIES, RESERVES, AND SURPLUS	
SCHOOL, COUNTY, SPECIAL DISTRICT TAXES 415,230.49		State Equalized Valuation 14,545,593.00		Cash Liabilities	18,804.90
RESERVE FOR UNCOLLECTED TAXES 27,522.93		State Equalization Ratio 58.72		Reserves for Receivables	78,800.44
EXPENDITURES TOTAL 559,634.41				Surplus Dec. 31, 1975	15,290.13
				Total	112,895.47

1341

Population 1970 815
 Population 1975 850
 S & P Rating
 Moody Rating

General Tax Rate Per \$100. 3.63
 State Equalized Tax Rate 3.86

ROOSEVELT BOROUGH — MONMOUTH CO.

Form of Government:

Borough Council

Number of Members on Governing Body 6

PER CAPITA:

Gross Debt 10.59
 Net Debt 10.59
 Debt Service .02
 Total Tax Levy 447.43
 Municipal Expenditures 138.77

PER CENT:

Gross Debt .10
 Net Debt .10
 Tax Levy Collected 95.09
 Tax Levy Cancelled, Abated or Adjusted .39

EXPENDITURES		REVENUES-REALIZED		1975 PROPERTY TAX	
GENERAL GOVERNMENT				STATE EQUALIZED TAX RATE	
Governing Body & Public Boards	3,950.00	1975 Property Taxes Collected	361,592.17	Local District School Taxes 2.91	290,075.80
Municipal Clerk		1975 Payments in Lieu of Taxes		Regional & Consolidated School Tax	
Financial Administration	3,250.00	Delinquent Tax & Lien Collections	21,475.36	School Taxes in Municipal Budget	
Assessment of Taxes	2,400.00	Business Personalty Replacement Taxes	1,552.00	County Taxes .60	59,268.42
Collection of Taxes	1,900.00	Taxes from Public Utilities	18,445.41	County Library Taxes .02	2,098.90
Planning, Housing & Development	200.00	Other Miscellaneous Tax Revenues		Local Municipal Purpose Taxes .28	27,713.70
Human Resources		State Aid Revenues	164.00	Veteran & Senior Citizen Taxes .06	5,480.00
Elections		Federal Aid Revenues	6,501.89	Total Taxes for Rate Computation 3.87	384,636.82
General Administration (other)	15,100.00	State and Local Fiscal Assistance Act Utilized	3,904.15	Special District Taxes	
JUDICIARY		Sale of Acquired Property		Bank Stock Taxes	
Municipal Courts	1,150.00	Other Miscellaneous Revenues	9,633.84	Added and Omitted Taxes	1,157.08
PUBLIC SAFETY		Total	423,268.82	Total Taxes Levied ABSTRACT	380,313.90
Fire Protection	3,300.00	Prior Years Surplus Appropriated	37,500.00	Total Taxes Billed	380,264.70
Police Protection	8,172.00	REVENUES TOTAL	460,768.82	1975 TAXES COLLECTED	361,592.17
Civil Defense & Disaster Control	50.00	Reserve For Uncollected Taxes	31,017.00	1975 Taxes Cancelled, Abated or Adjusted	1,492.79
Environmental Inspection & Control	375.00			Transfer to Tax Title Liens or Foreclosed	
Other Public Safety		CAPITAL OUTLAY TOTAL		Balance Outstanding Dec. 31, 1975	17,179.74
PUBLIC WORKS				PRIOR YEARS TAXES OUTSTANDING	
Streets and Drainage	16,565.00	Public Enterprises		Balance January 1, 1975	22,387.13
Sewers and Sewage Processing		Recreation—Culture		Collected in 1975	21,275.36
Garbage and Trash Disposal	13,891.15	Public Works		Cancelled, Abated or Adjusted 1975	.62
Public Buildings and Grounds	2,700.00	Buildings and Grounds		Transfers to Tax Title Liens or Foreclosed	1,030.15
Other Public Works		Library and Education		Balance December 31, 1975	81.00
HEALTH and WELFARE		Conservation		TAX TITLE LIENS OUTSTANDING	
Health Services Except Environmental	350.00	All Other		Balance January 1, 1975	
Welfare-Public Assistance	50.00	CAPITAL DEBT AUTHORIZED, DECEMBER 31, 1975		Transfer From Taxes	1,285.70
Hospitals, Clinics, First Aid	400.00	ISSUED AND UNISSUED GROSS DEBT		Redeemed in 1975	200.00
Animal, Insect, & Rodent Control	400.00	School		Cancelled, Abated or Adjusted (1975)	
Other Welfare Services		Self-liquidating 9,000	9,000	Transfers to Foreclosed Property	
RECREATION and CONSERVATION		Other		Balance December 31, 1975	1,085.70
Beaches and Boardwalks		Total 9,000	9,000	PROPERTY ACQUIRED BY DEED OR	
Parks, Playgrounds, Shade Trees				FORECLOSURE	
Land Reclamation & Conservation		ISSUED AND OUTSTANDING		Balance January 1, 1975	
Other Recreational Services	1,700.00	School		Transfers From Taxes or Liens	
EDUCATION (excluding schools)		Self-Liquidating	9,000.00	Sale for Cash (1975)	
Libraries	2,290.00	Other		Cancelled, Abated or Adjusted (1975)	
Other Educational Services		Total	9,000.00	Balance December 31, 1975	
STATUTORY EXPENDITURES		EQUALIZED VALUATION BASIS		CURRENT FINANCES DECEMBER 31, 1975	
Pensions & F. I. C. A.	1,500.00	FOR NET DEBT COMPUTATION	8,812,542.00	ASSETS	
Employee Fringe Benefits		REAL PROPERTY VALUATIONS		Cash Dec. 31, 1975	165,799.27
Other Statutory Expenditures		Code Class # of Parcels % VAL'N		Taxes Receivable	17,260.74
CETA And Other Public Employment Programs	7,222.22	1 Vacant Land 19 2.08	219,370.00	Tax Title Liens	1,085.70
MUNICIPAL FUNCTIONS TOTAL	86,915.37	2 Residential 265 85.73	9,043,130.00	Foreclosed Property	
CAPITAL IMPROVEMENTS *MEMO*	1,000.00	3 Farm 23 7.78	819,665.00	Emergencies & Other Deferred Charges	3,187.00
DEBT SERVICE		4a Commercial 6 2.05	216,470.00	State and Federal Aid Receivable	492.00
Principal Payments		4b Industrial 3 2.37	249,850.00	Other Receivables	4,135.75
Interest Payments	20.00	4c Apartments		Total	191,960.46
DEFERRED CHARGES		Total 316	10,548,485.00	LIABILITIES, RESERVES, AND SURPLUS	
SCHOOL, COUNTY, SPECIAL DISTRICT TAXES	351,443.12	Land Area 1.93 Sq. Miles		Cash Liabilities	124,906.62
RESERVE FOR UNCOLLECTED TAXES	31,017.00	Net Valuation Taxable-Municipal	10,599,866.00	Reserves for Receivables	22,482.19
EXPENDITURES TOTAL	469,395.49	Net Valuation Taxable-County	9,438,145.00	Surplus Dec. 31, 1975	44,571.65
		State Equalized Valuation	9,961,645.00	Total	191,960.46
		State Equalization Ratio	106.44		

0718

Population 1970 **4,500**
 Population 1975 **4,605**
 S & P Rating **BBB**
 Moody Rating

General Tax Rate Per \$100. **3.37**
 State Equalized Tax Rate **3.54**

ROSELAND BOROUGH — ESSEX COUNTY

Form of Government:

Borough Council

Number of Members on Governing Body 6

PER CAPITA:

Gross Debt **1,065.45**
 Net Debt **475.71**
 Debt Service **2.67**
 Total Tax Levy **869.65**
 Municipal Expenditures **292.75**

PER CENT:

Gross Debt **5.01**
 Net Debt **2.24**
 Tax Levy Collected **96.53**
 Tax Levy Cancelled, Abated or Adjusted **.05**

EXPENDITURES		REVENUES-REALIZED		1975 PROPERTY TAX	
GENERAL GOVERNMENT				STATE EQUALIZED TAX RATE 3.54	
Governing Body & Public Boards		1975 Property Taxes Collected	3,865,985.44	Local District School Taxes .78	890,753.72
Municipal Clerk		1975 Payments in Lieu of Taxes		Regional & Consolidated School Tax .86	974,991.44
Financial Administration		Delinquent Tax & Lien Collections	102,624.67	School Taxes in Municipal Budget	
Assessment of Taxes	13,686.00	Business Personalty Replacement Taxes	105,651.25	County Taxes 1.25	1,421,878.64
Collection of Taxes	13,781.00	Taxes from Public Utilities	219,034.24	County Library Taxes	
Planning, Housing & Development	7,651.00	Other Miscellaneous Tax Revenues		Local Municipal Purpose Taxes .63	711,060.05
Human Resources	7,925.00	State Aid Revenues	1,116.00	Veteran & Senior Citizen Taxes .02	25,240.00
Elections	558.00	Federal Aid Revenues		Total Taxes for Rate Computation 3.54	4,023,923.85
General Administration (other)	180,129.00	State and Local Fiscal Assistance Act Utilized	51,935.40	Special District Taxes	
JUDICIARY		Sale of Acquired Property		Bank Stock Taxes	
Municipal Courts	17,973.00	Other Miscellaneous Revenues	87,669.74	Added and Omitted Taxes	6,049.15
PUBLIC SAFETY		Total	4,434,016.74	Total Taxes Levied - ABSTRACT	4,004,733.00
Fire Protection	24,910.00	Prior Years Surplus Appropriated	221,891.43	Total Taxes Billed	4,004,818.31
Police Protection	303,478.00	REVENUES TOTAL	4,655,908.17	1975 TAXES COLLECTED	3,865,985.44
Civil Defense & Disaster Control	3,965.00	Reserve For Uncollected Taxes	200,840.68	1975 Taxes Cancelled, Abated or Adjusted	2,112.23
Environmental Inspection & Control	9,234.00	CAPITAL OUTLAY TOTAL	250,238.47	Transfer to Tax Title Liens or Foreclosed	3,309.34
Other Public Safety	2,474.00	Public Enterprises	10,913.43	Balance Outstanding Dec. 31, 1975	133,411.30
PUBLIC WORKS		Recreation—Culture		PRIOR YEARS TAXES OUTSTANDING	
Streets and Drainage	126,389.00	Public Works	80,032.90	Balance January 1, 1975	504,740.71
Sewers and Sewage Processing	51,754.00	Buildings and Grounds	159,292.14	Collected in 1975	95,905.17
Garbage and Trash Disposal	31,796.00	Library and Education		Cancelled, Abated or Adjusted 1975	
Public Buildings and Grounds		Conservation		Transfers to Tax Title Liens or Foreclosed	
Other Public Works		All Other		Balance December 31, 1975	408,835.54
HEALTH and WELFARE		CAPITAL DEBT AUTHORIZED, DECEMBER 31, 1975		TAX TITLE LIENS OUTSTANDING	
Health Services Except Environmental	13,538.00	ISSUED AND UNISSUED		Balance January 1, 1975	13,475.15
Welfare-Public Assistance	2,423.00	School	2,682,698	Transfer From Taxes	3,309.34
Hospitals, Clinics, First Aid		Self-liquidating	1,177,000	Redeemed in 1975	6,719.50
Animal, Insect, & Rodent Control	1,200.00	Other	1,046,700	Cancelled, Abated or Adjusted (1975)	
Other Welfare Services	1,500.00	Total	4,906,398	Transfers to Foreclosed Property	
RECREATION and CONSERVATION		ISSUED AND OUTSTANDING		Balance December 31, 1975	10,064.99
Beaches and Boardwalks		School	2,612,875.00	PROPERTY ACQUIRED BY DEED OR FORECLOSURE	
Parks, Playgrounds, Shade Trees	8,250.00	Self-Liquidating	737,000.00	Balance January 1, 1975	10,100.00
Land Reclamation & Conservation		Other	902,800.00	Transfers From Taxes or Liens	
Other Recreational Services	30,075.00	Total	4,252,675.00	Sale for Cash (1975)	
EDUCATION (excluding schools)		EQUALIZED VALUATION BASIS		Cancelled, Abated or Adjusted (1975)	
Libraries	39,803.00	FOR NET DEBT COMPUTATION	97,854,615.33	Balance December 31, 1975	10,100.00
Other Educational Services		REAL PROPERTY VALUATIONS		CURRENT FINANCES DECEMBER 31, 1975	
STATUTORY EXPENDITURES		Code Class # of Parcels % VAL'N		ASSETS	
Pensions & F. I. C. A.	52,498.20	1 Vacant Land 196 8.64	10,279,000.00	Cash Dec. 31, 1975	445,809.06
Employee Fringe Benefits	18,930.00	2 Residential 1270 58.22	69,228,200.00	Taxes Receivable	542,246.84
Other Statutory Expenditures		3 Farm 3 1.99	2,364,200.00	Tax Title Liens	10,064.99
CETA And Other Public Employment Programs		4a Commercial 34 16.28	19,353,800.00	Foreclosed Property	10,100.00
MUNICIPAL FUNCTIONS TOTAL	963,920.20	4b Industrial 40 14.87	17,676,900.00	Emergencies & Other Deferred Charges	23,101.43
CAPITAL IMPROVEMENTS *MEMO-	22,000.00	4c Apartments		State and Federal Aid Receivable	13,676.16
DEBT SERVICE		Total 1543	118,902,100.00	Other Receivables	3,575.00
Principal Payments	4,800.00	Land Area 3.58 Sq. Miles		Total	1,048,573.48
Interest Payments	7,500.00	Net Valuation Taxable-Municipal	119,406,800.00	LIABILITIES, RESERVES, AND SURPLUS	
DEFERRED CHARGES	171,055.81	Net Valuation Taxable-County	108,012,471.00	Cash Liabilities	161,774.55
SCHOOL, COUNTY, SPECIAL DISTRICT TAXES	3,287,623.80	State Equalized Valuation	113,563,575.00	Reserves for Receivables	565,986.83
RESERVE FOR UNCOLLECTED TAXES	200,840.68	State Equalization Ratio	105.17	Surplus Dec. 31, 1975	320,812.10
EXPENDITURES TOTAL	4,635,740.49			Total	1,048,573.48

2014

Population 1970 **22,630**
 Population 1975 **23,115**
 S & P Rating
 Moody Rating **A**

General Tax Rate Per \$100. **5.63**
 State Equalized Tax Rate **3.19**

ROSELLE BOROUGH — UNION COUNTY
 Form of Government:
Borough Council
 Number of Members on Governing Body **6**

PER CAPITA: **38.34** PER CENT:
 Gross Debt **19.49** Gross Debt **.42**
 Net Debt **3.01** Net Debt **.22**
 Debt Service **314.08** Tax Levy Collected **95.31**
 Total Tax Levy **164.99** Tax Levy Cancelled, Abated
 Municipal Expenditures or Adjusted **0.06**

EXPENDITURES		REVENUES-REALIZED		1975 PROPERTY TAX	
GENERAL GOVERNMENT				STATE EQUALIZED TAX RATE	
Governing Body & Public Boards		1975 Property Taxes Collected	7,076,968.81	Local District School Taxes	1.89
Municipal Clerk		1975 Payments in Lieu of Taxes		Regional & Consolidated School Tax	
Financial Administration	9,971.00	Delinquent Tax & Lien Collections	137,698.15	School Taxes in Municipal Budget	
Assessment of Taxes	25,049.60	Business Personalty Replacement Taxes	168,263.08	County Taxes	.45
Collection of Taxes	48,012.69	Taxes from Public Utilities	466,012.79	County Library Taxes	
Planning, Housing & Development	3,900.00	Other Miscellaneous Tax Revenues		Local Municipal Purpose Taxes	.89
Human Resources	3,300.00	State Aid Revenues	37,005.90	Veteran & Senior Citizen Taxes	.05
Elections		Federal Aid Revenues		Total Taxes for Rate Computation	3.19
General Administration (other)	205,919.62	State and Local Fiscal Assistance Act Utilized	268,221.95	Special District Taxes	
JUDICIARY		Sale of Acquired Property	2,000.00	Bank Stock Taxes	6,975.82
Municipal Courts	21,630.27	Other Miscellaneous Revenues	239,445.95	Added and Omitted Taxes	9,228.40
PUBLIC SAFETY		Total	8,395,616.63	Total Taxes Levied - ABSTRACT	7,259,999.43
Fire Protection	552,679.70	Prior Years Surplus Appropriated	635,000.00	Total Taxes Billed	7,425,333.82
Police Protection	908,745.00	REVENUES TOTAL	9,030,616.63	1975 TAXES COLLECTED	7,076,968.81
Civil Defense & Disaster Control	4,865.00	Reserve For Uncollected Taxes	341,191.53	1975 Taxes Cancelled, Abated or Adjusted	4,536.56
Environmental Inspection & Control	6,304.85			Transfer to Tax Title Liens or Foreclosed	8,951.70
Other Public Safety		CAPITAL OUTLAY TOTAL	146,902.90	Balance Outstanding Dec. 31, 1975	334,876.75
PUBLIC WORKS				PRIOR YEARS TAXES OUTSTANDING	
Streets and Drainage	395,886.08	Public Enterprises		Balance January 1, 1975	137,441.54
Sewers and Sewage Processing	167,212.35	Recreation—Culture	9,765.00	Collected in 1975	134,482.46
Garbage and Trash Disposal	448,000.00	Public Works	17,906.65	Cancelled, Abated or Adjusted 1975	50.00
Public Buildings and Grounds	38,327.11	Buildings and Grounds	119,231.25	Transfers to Tax Title Liens or Foreclosed	2,909.08
Other Public Works		Library and Education		Balance December 31, 1975	
HEALTH and WELFARE		Conservation		TAX TITLE LIENS OUTSTANDING	
Health Services Except Environmental	73,567.14	All Other		Balance January 1, 1975	28,891.15
Welfare-Public Assistance	12,493.88			Transfer From Taxes	12,043.69
Hospitals, Clinics, First Aid		CAPITAL DEBT AUTHORIZED, DECEMBER 31, 1975		Redeemed in 1975	3,215.69
Animal, Insect, & Rodent Control	7,100.00	ISSUED AND UNISSUED		Cancelled, Abated or Adjusted (1975)	2,953.20
Other Welfare Services		School	417,000	Transfers to Foreclosed Property	
RECREATION and CONSERVATION		Self-liquidating	469,129	Balance December 31, 1975	34,765.95
Beaches and Boardwalks		Other	450,565	PROPERTY ACQUIRED BY DEED OR FORECLOSURE	
Parks, Playgrounds, Shade Trees	45,000.00	Total	886,129	Balance January 1, 1975	177,948.50
Land Reclamation & Conservation				Transfers From Taxes or Liens	
Other Recreational Services	47,400.00	ISSUED AND OUTSTANDING		Sale for Cash (1975)	2,000.00
EDUCATION (excluding schools)		School	417,000.00	Cancelled, Abated or Adjusted (1975)	
Libraries	80,200.00	Self-liquidating	385,000.00	Balance December 31, 1975	175,948.50
Other Educational Services		Other	802,000.00	CURRENT FINANCES DECEMBER 31, 1975	
STATUTORY EXPENDITURES		Total		ASSETS	
Pensions & F. I. C. A.	222,200.00	EQUALIZED VALUATION BASIS		Cash Dec. 31, 1975	775,414.00
Employee Fringe Benefits	59,000.00	FOR NET DEBT COMPUTATION	208,653,735.33	Taxes Receivable	334,876.75
Other Statutory Expenditures		REAL PROPERTY VALUATIONS		Tax Title Liens	34,765.95
CETA And Other Public Employment Programs		Code Class # of Parcels % VAL'N		Foreclosed Property	175,948.50
MUNICIPAL FUNCTIONS TOTAL	3,386,764.29	1 Vacant Land 179 1.02	1,297,300.00	Emergencies & Other Deferred Charges	2,560.00
CAPITAL IMPROVEMENTS		2 Residential 4738 70.50	89,358,400.00	State and Federal Aid Receivable	23,243.00
DEBT SERVICE		3 Farm		Other Receivables	29,501.75
Principal Payments	48,000.00	4a Commercial 250 11.47	14,543,300.00	Total	1,376,309.95
Interest Payments	21,500.00	4b Industrial 75 5.65	7,163,200.00	LIABILITIES, RESERVES, AND SURPLUS	
		4c Apartments 58 11.35	14,389,700.00	Cash Liabilities	408,124.42
		Total 5300	126,751,900.00	Reserves for Receivables	575,092.95
DEFERRED CHARGES	16,376.00	Land Area 2.70 Sq. Miles		Surplus Dec. 31, 1975	393,092.58
SCHOOL, COUNTY, SPECIAL DISTRICT TAXES	5,190,564.23	Net Valuation Taxable-Municipal	131,087,399.00	Total	1,376,309.95
RESERVE FOR UNCOLLECTED TAXES	341,191.53	Net Valuation Taxable-County	218,649,840.00		
EXPENDITURES TOTAL	9,004,396.05	State Equalized Valuation	227,636,769.00		
		State Equalization Ratio	56.77		

2015

Population 1970 **14,310**
 Population 1975 **14,585**
 S & P Rating
 Moody Rating **A**

General Tax Rate Per \$100. **3.60**
 State Equalized Tax Rate **3.17**

ROSELLE PARK BOROUGH -- UNION COUNTY
 Form of Government:
Borough Council
 Number of Members on Governing Body **6**

PER CAPITA:
 Gross Debt **378.04**
 Net Debt **248.03**
 Debt Service **4.17**
 Total Tax Levy **343.86**
 Municipal Expenditures **154.41**

PER CENT:
 Gross Debt **3.67**
 Net Debt **2.41**
 Tax Levy Collected **98.04**
 Tax Levy Cancelled, Abated or Adjusted **.11**

EXPENDITURES		REVENUES-REALIZED		1975 PROPERTY TAX	
GENERAL GOVERNMENT				STATE EQUALIZED TAX RATE 1.83	
Governing Body & Public Boards		1975 Property Taxes Collected	4,956,056.92	Local District School Taxes	2,939,711.00
Municipal Clerk		1975 Payments in Lieu of Taxes		Regional & Consolidated School Tax	
Financial Administration		Delinquent Tax & Lien Collections	62,652.40	School Taxes in Municipal Budget	
Assessment of Taxes	203,539.46	Business Personalty Replacement Taxes	91,513.28	County Taxes	741,575.64
Collection of Taxes	38,175.00	Taxes from Public Utilities	234,134.20	County Library Taxes	
Planning, Housing & Development	9,825.00	Other Miscellaneous Tax Revenues		Local Municipal Purpose Taxes	1,321,668.30
Human Resources	500.00	State Aid Revenues	13,796.10	Veteran & Senior Citizen Taxes	84,790.00
Elections		Federal Aid Revenues		Total Taxes for Rate Computation	5,087,744.94
General Administration (other)	167,270.00	State and Local Fiscal Assistance Act Utilized	74,554.08	Special District Taxes	
JUDICIARY		Sale of Acquired Property		Bank Stock Taxes	1,976.04
Municipal Courts	16,915.00	Other Miscellaneous Revenues	156,993.10	Added and Omitted Taxes	10,224.03
PUBLIC SAFETY		Total	5,589,710.08	Total Taxes Levied - ABSTRACT	5,015,155.01
Fire Protection	97,275.00	Prior Years Surplus Appropriated	205,000.00	Total Taxes Billed	5,055,115.71
Police Protection	500,000.00	REVENUES TOTAL	5,794,710.08	1975 TAXES COLLECTED	4,956,056.92
Civil Defense & Disaster Control	7,645.00	Reserve For Uncollected Taxes	182,808.01	1975 Taxes Cancelled, Abated or Adjusted	5,544.80
Environmental Inspection & Control	7,725.00	CAPITAL OUTLAY TOTAL	818,668.59	Transfer to Tax Title Liens or Foreclosed	2,775.60
Other Public Safety				Balance Outstanding Dec. 31, 1975	90,738.39
PUBLIC WORKS				PRIOR YEARS TAXES OUTSTANDING	
Streets and Drainage	318,273.00	Public Enterprises		Balance January 1, 1975	56,084.13
Sewers and Sewage Processing	45,955.00	Recreation—Culture		Collected in 1975	55,783.80
Garbage and Trash Disposal	229,999.08	Public Works	745,758.27	Cancelled, Abated or Adjusted 1975	300.33
Public Buildings and Grounds	57,077.00	Buildings and Grounds	70,357.32	Transfers to Tax Title Liens or Foreclosed	
Other Public Works		Library and Education	2,553.00	Balance December 31, 1975	
HEALTH and WELFARE		Conservation		TAX TITLE LIENS OUTSTANDING	
Health Services Except Environmental	29,210.00	All Other		Balance January 1, 1975	22,672.30
Welfare-Public Assistance	4,882.00	CAPITAL DEBT AUTHORIZED, DECEMBER 31, 1975		Transfer From Taxes	2,775.60
Hospitals, Clinics, First Aid		ISSUED AND UNISSUED		Redeemed in 1975	6,878.60
Animal, Insect, & Rodent Control	2,000.00	School	1,541,000	Cancelled, Abated or Adjusted (1975)	
Other Welfare Services		Self-liquidating		Transfers to Foreclosed Property	
RECREATION and CONSERVATION		Other	3,972,664	Balance December 31, 1975	18,569.30
Beaches and Boardwalks		Total	5,513,664	PROPERTY ACQUIRED BY DEED OR	
Parks, Playgrounds, Shade Trees	65,226.00			FORECLOSURE	
Land Reclamation & Conservation				Balance January 1, 1975	17,650.00
Other Recreational Services	7,500.00	ISSUED AND OUTSTANDING		Transfers From Taxes or Liens	
EDUCATION (excluding schools)		School	1,541,000.00	Sale for Cash (1975)	
Libraries	50,000.00	Self-Liquidating		Cancelled, Abated or Adjusted (1975)	
Other Educational Services		Other	2,660,578.00	Balance December 31, 1975	17,650.00
STATUTORY EXPENDITURES		Total	4,201,578.00	CURRENT FINANCES DECEMBER 31, 1975	
Pensions & F. I. C. A.	88,300.00	EQUALIZED VALUATION BASIS		ASSETS	
Employee Fringe Benefits	42,000.00	FOR NET DEBT COMPUTATION	150,184,650.00	Cash Dec. 31, 1975	555,781.84
Other Statutory Expenditures		REAL PROPERTY VALUATIONS		Taxes Receivable	90,738.39
CETA And Other Public Employment Programs		Code Class # of Parcels % VAL'N		Tax Title Liens	18,569.30
MUNICIPAL FUNCTIONS TOTAL	1,989,291.54	1 Vacant Land 51 .42	586,700.00	Foreclosed Property	17,650.00
CAPITAL IMPROVEMENTS *MEMO*	10,000.00	2 Residential 3089 71.53	100,663,900.00	Emergencies & Other Deferred Charges	23,940.00
DEBT SERVICE		3 Farm		State and Federal Aid Receivable	10,752.00
Principal Payments	12,715.00	4a Commercial 170 9.09	12,797,600.00	Other Receivables	3,605.55
Interest Payments	48,172.00	4b Industrial 30 3.13	4,404,500.00	Total	721,037.08
DEFERRED CHARGES	19,120.00	4c Apartments 33 15.83	22,275,600.00	LIABILITIES, RESERVES, AND SURPLUS	
SCHOOL, COUNTY, SPECIAL DISTRICT TAXES	3,681,286.64	Total 3373	140,728,300.00	Cash Liabilities	266,923.50
RESERVE FOR UNCOLLECTED TAXES	182,808.01	Land Area 1.30 Sq. Miles		Reserves for Receivables	130,563.24
EXPENDITURES TOTAL	5,933,393.19	Net Valuation Taxable-Municipal	141,580,221.00	Surplus Dec. 31, 1975	323,550.34
		Net Valuation Taxable-County	156,493,403.00	Total	721,037.08
		State Equalized Valuation	160,676,628.00		
		State Equalization Ratio	88.08		

1436

Population 1970 **15,855**
 Population 1975 **17,160**
 S & P Rating **A**
 Moody Rating

General Tax Rate Per \$100. **4.00**
 State Equalized Tax Rate **3.13**

ROXBURY TOWNSHIP — MORRIS COUNTY

Form of Government:

Township Committee

Number of Members on Governing Body 5

PER CAPITA:

Gross Debt **1,117.02**
 Net Debt **432.81**
 Debt Service **6.80**
 Total Tax Levy **572.91**
 Municipal Expenditures **186.01**

PER CENT:

Gross Debt **7.31**
 Net Debt **2.83**
 Tax Levy Collected **92.63**
 Tax Levy Cancelled, Abated or Adjusted **.44**

EXPENDITURES		REVENUES-REALIZED		1975 PROPERTY TAX	
GENERAL GOVERNMENT				STATE EQUALIZED TAX RATE 2.21	
Governing Body & Public Boards		1975 Property Taxes Collected	9,106,915.77	Local District School Taxes	6,843,284.12
Municipal Clerk		1975 Payments in Lieu of Taxes		Regional & Consolidated School Tax	
Financial Administration	22,400.00	Delinquent Tax & Lien Collections	351,235.58	School Taxes in Municipal Budget	
Assessment of Taxes	31,320.00	Business Personalty Replacement Taxes	319,328.32	County Taxes	1,216,611.73
Collection of Taxes	39,840.00	Taxes from Public Utilities	430,017.32	County Library Taxes	73,249.89
Planning, Housing & Development	48,750.00	Other Miscellaneous Tax Revenues		Local Municipal Purpose Taxes	1,442,059.70
Human Resources	5,000.00	State Aid Revenues	10,149.91	Veteran & Senior Citizen Taxes	101,960.00
Elections	2,000.00	Federal Aid Revenues	185,009.54	Total Taxes for Rate Computation	9,677,165.44
General Administration (other)	328,064.31	State and Local Fiscal Assistance Act Utilized		Special District Taxes	
JUDICIARY		Sale of Acquired Property		Bank Stock Taxes	14,702.59
Municipal Courts	44,855.00	Other Miscellaneous Revenues	238,963.34	Added and Omitted Taxes	241,260.41
PUBLIC SAFETY		Total	10,641,619.78	Total Taxes Levied - ABSTRACT	9,831,168.44
Fire Protection	63,248.00	Prior Years Surplus Appropriated	370,000.00	Total Taxes Billed	9,831,168.44
Police Protection	428,524.03	REVENUES TOTAL	11,011,619.78	1975 TAXES COLLECTED	9,106,915.77
Civil Defense & Disaster Control	5,950.00	Reserve For Uncollected Taxes	671,080.44	1975 Taxes Cancelled, Abated or Adjusted	42,767.87
Environmental Inspection & Control	14,240.10	CAPITAL OUTLAY TOTAL	392,232.91	Transfer to Tax Title Liens or Foreclosed	113,698.10
Other Public Safety		Public Enterprises	368,610.17	Balance Outstanding Dec. 31, 1975	567,786.70
PUBLIC WORKS		Recreation—Culture		PRIOR YEARS TAXES OUTSTANDING	
Streets and Drainage	440,668.62	Public Works	15,887.38	Balance January 1, 1975	429,218.10
Sewers and Sewage Processing		Buildings and Grounds		Collected in 1975	312,598.44
Garbage and Trash Disposal	177,888.61	Library and Education	7,735.36	Cancelled, Abated or Adjusted 1975	66,576.50
Public Buildings and Grounds	66,627.20	Conservation		Transfers to Tax Title Liens or Foreclosed	40,814.69
Other Public Works		All Other		Balance December 31, 1975	9,228.47
HEALTH and WELFARE		CAPITAL DEBT AUTHORIZED, DECEMBER 31, 1975		TAX TITLE LIENS OUTSTANDING	
Health Services Except Environmental	69,107.28	ISSUED AND UNISSUED		Balance January 1, 1975	133,180.28
Welfare-Public Assistance	17,471.00	School	9,704,000	Transfer From Taxes	160,277.37
Hospitals, Clinics, First Aid	2,000.00	Self-liquidating	7,564,000	Redeemed in 1975	38,637.14
Animal, Insect, & Rodent Control	6,000.00	Other	1,900,000	Cancelled, Abated or Adjusted (1975)	6,312.27
Other Welfare Services		Total	19,168,000	Transfers to Foreclosed Property	7,496.38
RECREATION and CONSERVATION		ISSUED AND OUTSTANDING		Balance December 31, 1975	241,011.86
Beaches and Boardwalks		School	9,704,000.00	PROPERTY ACQUIRED BY DEED OR	
Parks, Playgrounds, Shade Trees	95,180.00	Self-Liquidating	6,618,000.00	FORECLOSURE	
Land Reclamation & Conservation	13,800.00	Other	1,900,000.00	Balance January 1, 1975	53,413.86
Other Recreational Services	23,710.00	Total	18,222,000.00	Transfers From Taxes or Liens	7,496.38
EDUCATION (excluding schools)		EQUALIZED VALUATION BASIS		Sale for Cash (1975)	
Libraries	91,173.00	FOR NET DEBT COMPUTATION	262,375,267.00	Cancelled, Abated or Adjusted (1975)	
Other Educational Services	250.00	REAL PROPERTY VALUATIONS		Balance December 31, 1975	60,910.24
STATUTORY EXPENDITURES		Code Class # of Parcels % VAL'N		CURRENT FINANCES DECEMBER 31, 1975	
Pensions & F. I. C. A.	132,818.02	1 Vacant Land 1137 7.28	16,505,550.00	ASSETS	
Employee Fringe Benefits		2 Residential 4921 72.18	163,712,600.00	Cash Dec. 31, 1975	640,600.20
Other Statutory Expenditures		3 Farm 40 .60	1,363,400.00	Taxes Receivable	577,015.17
CETA And Other Public Employment Programs		4a Commercial 234 15.86	35,966,300.00	Tax Title Liens	241,011.86
MUNICIPAL FUNCTIONS TOTAL	2,170,885.17	4b Industrial 17 4.05	9,184,100.00	Foreclosed Property	60,910.24
CAPITAL IMPROVEMENTS *MEMO*	100,000.00	4c Apartments 1 .04	93,700.00	Emergencies & Other Deferred Charges	252,651.88
DEBT SERVICE		Total 6350	226,825,650.00	State and Federal Aid Receivable	31,794.59
Principal Payments		Land Area 21.46 Sq. Miles		Other Receivables	83,203.91
Interest Payments	116,700.00	Net Valuation Taxable-Municipal	242,023,118.00	Total	1,887,187.85
DEFERRED CHARGES	233,238.92	Net Valuation Taxable-County	299,279,015.00	LIABILITIES, RESERVES, AND SURPLUS	
SCHOOL, COUNTY, SPECIAL DISTRICT TAXES	8,133,145.74	State Equalized Valuation	305,127,624.00	Cash Liabilities	398,357.36
RESERVE FOR UNCOLLECTED TAXES	671,080.44	State Equalization Ratio	78.27	Reserves for Receivables	962,141.18
EXPENDITURES TOTAL	11,325,050.27			Surplus Dec. 31, 1975	526,689.31
				Total	1,887,187.85

1342

Population 1970 7,435
 Population 1975 7,410
 S & P Rating A
 Moody Rating A

General Tax Rate Per \$100. 3.81
 State Equalized Tax Rate 3.40

RUMSON BOROUGH — MONMOUTH COUNTY
 Form of Government:
 Borough Council
 Number of Members on Governing Body 6

PER CAPITA:
 Gross Debt 1,612.16
 Net Debt 1,108.69
 Debt Service 79.70
 Total Tax Levy 724.77
 Municipal Expenditures 311.18

PER CENT:
 Gross Debt 8.21
 Net Debt 5.65
 Tax Levy Collected 94.34
 Tax Levy Cancelled, Abated or Adjusted .07

EXPENDITURES		REVENUES-REALIZED		1975 PROPERTY TAX	
GENERAL GOVERNMENT		1975 Property Taxes Collected		STATE EQUALIZED TAX RATE ———→	
Governing Body & Public Boards				Local District School Taxes	1.08
Municipal Clerk				Regional & Consolidated School Tax	1.02
Financial Administration	10,238.18	1975 Payments in Lieu of Taxes	5,067,536.71	School Taxes in Municipal Budget	
Assessment of Taxes	39,580.00	Delinquent Tax & Lien Collections	246,257.73	County Taxes	.60
Collection of Taxes	23,580.00	Business Personalty Replacement Taxes	17,807.86	County Library Taxes	.02
Planning, Housing & Development	9,320.00	Taxes from Public Utilities	212,592.23	Local Municipal Purpose Taxes	.66
Human Resources		Other Miscellaneous Tax Revenues		Veteran & Senior Citizen Taxes	.03
Elections	1,800.00	State Aid Revenues	2,755.00	Total Taxes for Rate Computation	3.41
General Administration (other)	122,983.73	Federal Aid Revenues	9,430.79	Special District Taxes	
JUDICIARY		State and Local Fiscal Assistance Act-Utilized	50,853.18	Bank Stock Taxes	3,775.96
Municipal Courts	10,595.00	Sale of Acquired Property		Added and Omitted Taxes	32,995.30
PUBLIC SAFETY		Other Miscellaneous Revenues	612,173.24	Total Taxes Levied - ABSTRACT	5,370,530.36
Fire Protection	37,410.00	Total	6,219,406.74	Total Taxes Billed	5,371,416.32
Police Protection	313,080.00	Prior Years Surplus Appropriated	238,500.00	1975 TAXES COLLECTED	5,067,536.71
Civil Defense & Disaster Control	100.00	REVENUES TOTAL	6,457,906.74	1975 Taxes Cancelled, Abated or Adjusted	3,530.00
Environmental Inspection & Control	24,365.00	Reserve For Uncollected Taxes	341,907.15	Transfer to Tax Title Liens or Foreclosed	14,952.99
Other Public Safety		CAPITAL OUTLAY TOTAL	294,563.16	Balance Outstanding, Dec. 31, 1975	285,396.62
PUBLIC WORKS				PRIOR YEARS TAXES OUTSTANDING	
Streets and Drainage	252,565.00	Public Enterprises		Balance January 1, 1975	355,698.46
Sewers and Sewage Processing	94,020.00	Recreation—Culture		Collected in 1975	246,257.73
Garbage and Trash Disposal	98,650.00	Public Works	294,563.16	Cancelled, Abated or Adjusted 1975	
Public Buildings and Grounds	23,490.00	Buildings and Grounds		Transfers to Tax Title Liens or Foreclosed	5,368.13
Other Public Works	39,900.00	Library and Education		Balance December 31, 1975	104,072.60
HEALTH and WELFARE		Conservation		TAX TITLE LIENS OUTSTANDING	
Health Services Except Environmental	12,250.00	All Other		Balance January 1, 1975	44,207.12
Welfare-Public Assistance	3,110.00	CAPITAL DEBT AUTHORIZED, DECEMBER 31, 1975		Transfer From Taxes	21,309.97
Hospitals, Clinics, First Aid	1,500.00	ISSUED AND UNISSUED GROSS DEBT		Redeemed in 1975	
Animal, Insect, & Rodent Control	9,200.00	School	3,181,071	Cancelled, Abated or Adjusted (1975)	
Other Welfare Services		Self-liquidating		Transfers to Foreclosed Property	
RECREATION and CONSERVATION		Other	8,765,000	Balance December 31, 1975	65,517.09
Beaches and Boardwalks		Total	11,946,071	PROPERTY ACQUIRED BY DEED OR FORECLOSURE	
Parks, Playgrounds, Shade Trees	27,939.03	ISSUED AND OUTSTANDING		Balance January 1, 1975	5,800.00
Land Reclamation & Conservation	1,360.00	School	3,181,071.00	Transfers From Taxes or Liens	
Other Recreational Services	23,650.00	Self-Liquidating		Sale for Cash (1975)	
EDUCATION (excluding schools)		Other	8,185,000.00	Cancelled, Abated or Adjusted (1975)	
Libraries	17,500.00	Total	11,366,071.00	Balance December 31, 1975	5,800.00
Other Educational Services		EQUALIZED VALUATION BASIS		CURRENT FINANCES DECEMBER 31, 1975	
STATUTORY EXPENDITURES		FOR NET DEBT COMPUTATION	145,432,866.33	ASSETS	
Pensions & F. I. C. A.	102,166.60	REAL PROPERTY VALUATIONS		Cash Dec. 31, 1975	2,478,606.83
Employee Fringe Benefits	23,400.00	Code Class # of Parcels % VAL'N		Taxes Receivable	389,469.22
Other Statutory Expenditures		1 Vacant Land 203 2.92	4,100,500.00	Tax Title Liens	65,517.09
CETA And Other Public Employment Programs	18,927.00	2 Residential 2205 91.96	129,012,400.00	Foreclosed Property	5,800.00
MUNICIPAL FUNCTIONS TOTAL	1,342,679.54	3 Farm 1 .01	12,200.00	Emergencies & Other Deferred Charges	5,800.00
CAPITAL IMPROVEMENTS *MEMO*		4a Commercial 84 4.85	6,807,600.00	State and Federal Aid Receivable	8,265.00
DEBT SERVICE		4b Industrial		Other Receivables	79,006.25
Principal Payments	160,000.00	4c Apartments 4 .25	352,300.00	Total	3,032,464.39
Interest Payments	430,555.00	Total	140,285,000.00	LIABILITIES, RESERVES, AND SURPLUS	
DEFERRED CHARGES	30,675.42	Land Area 5.20 Sq. Miles		Cash Liabilities	195,263.61
SCHOOL, COUNTY, SPECIAL DISTRICT TAXES	4,288,147.76	Net Valuation Taxable-Municipal	141,283,236.00	Reserves for Receivables	539,792.56
RESERVE FOR UNCOLLECTED TAXES	341,907.15	Net Valuation Taxable-County	149,656,057.00	Surplus Dec. 31, 1975	2,297,408.22
EXPENDITURES TOTAL	6,593,964.87	State Equalized Valuation	157,776,287.00	Total	3,032,464.39
		State Equalization Ratio	89.48		

0430

Population 1970 **10,505**
 Population 1975 **10,835**
 S & P Rating
 Moody Rating

General Tax Rate Per \$100. **6.04**
 State Equalized Tax Rate **2.98**

RUNNEMEDE BOROUGH — CAMDEN COUNTY
 Form of Government:
 Borough Council
 Number of Members on Governing Body 6

PER CAPITA:
 Gross Debt **198.83**
 Net Debt **69.37**
 Debt Service **3.77**
 Total Tax Levy **232.79**
 Municipal Expenditures **90.75**

PER CENT:
 Gross Debt **2.79**
 Net Debt **.97**
 Tax Levy Collected **97.63**
 Tax Levy Cancelled, Abated or Adjusted **.37**

EXPENDITURES		REVENUES-REALIZED		1975 PROPERTY TAX	
GENERAL GOVERNMENT				STATE EQUALIZED TAX RATE — 2.98	
Governing Body & Public Boards		1975 Property Taxes Collected	2,462,147.84	Local District School Taxes .99	853,535.00
Municipal Clerk		1975 Payments in Lieu of Taxes	11,639.11	Regional & Consolidated School Tax .55	475,949.12
Financial Administration	6,550.00	Delinquent Tax & Lien Collections	32,487.79	School Taxes in Municipal Budget	
Assessment of Taxes	43,363.59	Business Personalty Replacement Taxes	55,654.85	County Taxes 1.04	901,150.70
Collection of Taxes	23,465.00	Taxes from Public Utilities	219,886.12	County Library Taxes	
Planning, Housing & Development	6,400.00	Other Miscellaneous Tax Revenues		Local Municipal Purpose Taxes .32	278,144.47
Human Resources		State Aid Revenues	4,229.40	Veteran & Senior Citizen Taxes .08	68,640.00
Elections	1,794.39	Federal Aid Revenues	39,248.63	Total Taxes for Rate Computation 2.98	2,577,419.29
General Administration (other)	85,620.00	State and Local Fiscal Assistance Act Utilized	53,909.58	Special District Taxes	
JUDICIARY		Sale of Acquired Property		Bank Stock Taxes	5,855.53
Municipal Courts	6,635.00	Other Miscellaneous Revenues	66,366.12	Added and Omitted Taxes	7,640.36
PUBLIC SAFETY		Total	2,945,569.44	Total Taxes Levied - ABSTRACT	2,522,275.18
Fire Protection	25,635.00	Prior Years Surplus Appropriated	210,000.00	Total Taxes Billed	2,521,843.58
Police Protection	247,228.41	REVENUES TOTAL	3,155,569.44	1975 TAXES COLLECTED	2,462,147.84
Civil Defense & Disaster Control	790.41	Reserve For Uncollected Taxes	105,019.66	1975 Taxes Cancelled, Abated or Adjusted	9,386.54
Environmental Inspection & Control	3,528.32	CAPITAL OUTLAY TOTAL	382,288.25	Transfer to Tax Title Liens or Foreclosed	8,807.83
Other Public Safety	995.00			Balance Outstanding Dec. 31, 1975	41,501.37
PUBLIC WORKS		Public Enterprises		PRIOR YEARS TAXES OUTSTANDING	
Streets and Drainage	175,817.28	Recreation—Culture		Balance January 1, 1975	46,701.86
Sewers and Sewage Processing		Public Works	382,288.25	Collected in 1975	31,327.59
Garbage and Trash Disposal	7,500.00	Buildings and Grounds		Cancelled, Abated or Adjusted 1975	826.61
Public Buildings and Grounds		Library and Education		Transfers to Tax Title Liens or Foreclosed	7,583.70
Other Public Works	5,000.00	Conservation		Balance December 31, 1975	6,963.96
HEALTH and WELFARE		All Other		TAX TITLE LIENS OUTSTANDING	
Health Services Except Environmental	6,974.00	CAPITAL DEBT AUTHORIZED, DECEMBER 31, 1975		Balance January 1, 1975	4,608.55
Welfare-Public Assistance	3,860.00	ISSUED AND UNISSUED GROSS DEBT		Transfer From Taxes	16,391.53
Hospitals, Clinics, First Aid		School	1,402,652	Redeemed in 1975	1,160.20
Animal, Insect, & Rodent Control		Self-liquidating		Cancelled, Abated or Adjusted (1975)	
Other Welfare Services		Other	751,675	Transfers to Foreclosed Property	
RECREATION and CONSERVATION		Total	2,154,327	Balance December 31, 1975	19,839.88
Beaches and Boardwalks		ISSUED AND OUTSTANDING		PROPERTY ACQUIRED BY DEED OR FORECLOSURE	
Parks, Playgrounds, Shade Trees		School	1,402,652.00	Balance January 1, 1975	26,849.80
Land Reclamation & Conservation		Self-Liquidating		Transfers From Taxes or Liens	
Other Recreational Services	23,685.91	Other	452,000.00	Sale for Cash (1975)	
EDUCATION (excluding schools)		Total	1,854,652.00	Cancelled, Abated or Adjusted (1975)	
Libraries	14,300.00	EQUALIZED VALUATION BASIS		Balance December 31, 1975	26,849.80
Other Educational Services		FOR NET DEBT COMPUTATION	77,262,935.67	CURRENT FINANCES DECEMBER 31, 1975	
STATUTORY EXPENDITURES		REAL PROPERTY VALUATIONS		ASSETS	
Pensions & F. I. C. A.	42,417.00	Code Class # of Parcels % VAL'N		Cash Dec. 31, 1975	281,263.79
Employee Fringe Benefits	16,900.00	1 Vacant Land 114 1.02	428,000.00	Taxes Receivable	48,465.33
Other Statutory Expenditures		2 Residential 2346 70.93	29,782,800.00	Tax Title Liens	19,839.88
CETA And Other Public Employment Programs	57,890.42	3 Farm		Foreclosed Property	26,849.80
MUNICIPAL FUNCTIONS TOTAL	806,349.73	4a Commercial 149 13.54	5,686,050.00	Emergencies & Other Deferred Charges	57,614.04
CAPITAL IMPROVEMENTS * MEMO	21,000.00	4b Industrial 6 1.79	750,100.00	State and Federal Aid Receivable	4,761.31
DEBT SERVICE		4c Apartments 23 12.72	5,339,675.00	Other Receivables	5,711.04
Principal Payments	33,000.00	Total 2638	41,986,625.00	Total	444,505.19
Interest Payments	7,800.00	Land Area 2.00 Sq. Miles		LIABILITIES, RESERVES, AND SURPLUS	
DEFERRED CHARGES	31,079.61	Net Valuation Taxable-Municipal	42,681,518.00	Cash Liabilities	192,673.56
SCHOOL, COUNTY, SPECIAL DISTRICT TAXES	2,230,634.82	Net Valuation Taxable-County	82,974,600.00	Reserves for Receivables	100,866.05
RESERVE FOR UNCOLLECTED TAXES	105,019.66	State Equalized Valuation	85,774,174.00	Surplus Dec. 31, 1975	150,965.58
EXPENDITURES TOTAL	3,213,883.82	State Equalization Ratio	49.35	Total	444,505.19

0256

Population 1970 20,835
 Population 1975 20,740
 S & P Rating
 Moody Rating

General Tax Rate Per \$100. 3.60
 State Equalized Tax Rate 2.43

RUTHERFORD BOROUGH – BERGEN COUNTY
Form of Government:
Borough Council
Number of Members on Governing Body 6

PER CAPITA: 29.76
 Gross Debt 22.92
 Net Debt 4.31
 Debt Service 317.89
 Total Tax Levy 186.53
 Municipal Expenditures

PER CENT: .25
 Gross Debt .19
 Net Debt .23
 Tax Levy Collected .25
 Tax Levy Cancelled, Abated or Adjusted

EXPENDITURES		REVENUES-REALIZED		1975 PROPERTY TAX	
GENERAL GOVERNMENT		STATE EQUALIZED TAX RATE		1.20	
Governing Body & Public Boards		1975 Property Taxes Collected	6,490,013.49	Local District School Taxes	3,273,171.83
Municipal Clerk		1975 Payments in Lieu of Taxes		Regional & Consolidated School Tax	
Financial Administration	10,000.00	Delinquent Tax & Lien Collections	76,459.02	School Taxes in Municipal Budget	
Assessment of Taxes	29,739.00	Business Personality Replacement Taxes	114,769.33	County Taxes	996,008.18
Collection of Taxes	54,619.00	Taxes from Public Utilities	379,448.97	County Library Taxes	
Planning, Housing & Development	6,600.00	Other Miscellaneous Tax Revenues	10,586.00	Local Municipal Purpose Taxes	2,260,968.18
Human Resources		State Aid Revenues	14,077.09	Veteran & Senior Citizen Taxes	112,170.00
Elections		Federal Aid Revenues	209,157.78	Total Taxes for Rate Computation	6,642,318.19
General Administration (other)	396,697.00	State and Local Fiscal Assistance Act Utilized	165,857.00	Special District Taxes	
JUDICIARY		Sale of Acquired Property		Bank Stock Taxes	39,162.24
Municipal Courts	52,862.00	Other Miscellaneous Revenues	533,378.04	Added and Omitted Taxes	23,630.72
PUBLIC SAFETY		Total	7,993,746.72	Total Taxes Levied - ABSTRACT	6,592,941.15
Fire Protection	126,800.00	Prior Years Surplus Appropriated	655,000.00	Total Taxes Billed	6,607,139.50
Police Protection	931,224.00	REVENUES TOTAL	8,648,746.72	1975 TAXES COLLECTED	6,490,013.49
Civil Defense & Disaster Control	4,200.00	Reserve For Uncollected Taxes	261,905.46	1975 Taxes Cancelled, Abated or Adjusted	16,253.65
Environmental Inspection & Control	23,861.00	CAPITAL OUTLAY TOTAL	464,117.17	Transfer to Tax Title Liens or Foreclosed	12,100.00
Other Public Safety				Balance Outstanding Dec. 31, 1975	88,772.36
PUBLIC WORKS				PRIOR YEARS TAXES OUTSTANDING	
Streets and Drainage	305,703.00	Public Enterprises		Balance January 1, 1975	78,517.02
Sewers and Sewage Processing	115,702.00	Recreation—Culture	189,830.28	Collected in 1975	74,518.77
Garbage and Trash Disposal	234,025.00	Public Works	11,502.12	Cancelled, Abated or Adjusted 1975	
Public Buildings and Grounds	66,017.00	Buildings and Grounds	2,327.80	Transfers to Tax Title Liens or Foreclosed	2,534.80
Other Public Works	53,400.00	Library and Education	260,456.97	Balance December 31, 1975	1,463.45
HEALTH and WELFARE		Conservation		TAX TITLE LIENS OUTSTANDING	
Health Services Except Environmental	81,221.03	All Other		Balance January 1, 1975	9,730.18
Welfare-Public Assistance	10,912.00	CAPITAL DEBT AUTHORIZED, DECEMBER 31, 1975		Transfer From Taxes	14,634.80
Hospitals, Clinics, First Aid		ISSUED AND UNISSUED GROSS DEBT		Redeemed in 1975	1,940.25
Animal, Insect, & Rodent Control		School	142,000	Cancelled, Abated or Adjusted (1975)	
Other Welfare Services		Self-liquidating		Transfers to Foreclosed Property	
RECREATION and CONSERVATION		Other	475,283	Balance December 31, 1975	22,424.73
Beaches and Boardwalks		Total	617,283	PROPERTY ACQUIRED BY DEED OR FORECLOSURE	
Parks, Playgrounds, Shade Trees	126,364.00	ISSUED AND OUTSTANDING		Balance January 1, 1975	7,925.00
Land Reclamation & Conservation	925.00	School	142,000.00	Transfers From Taxes or Liens	
Other Recreational Services	129,929.00	Self-Liquidating		Sale for Cash (1975)	
EDUCATION (excluding schools)		Other	280,283.00	Cancelled, Abated or Adjusted (1975)	
Libraries	182,401.00	Total	422,283.00	Balance December 31, 1975	7,925.00
Other Educational Services	500.00	EQUALIZED VALUATION BASIS		CURRENT FINANCES DECEMBER 31, 1975	
STATUTORY EXPENDITURES		FOR NET DEBT COMPUTATION	245,198,913.33	ASSETS	
Pensions & F. I. C. A.	271,112.97	REAL PROPERTY VALUATIONS		Cash Dec. 31, 1975	1,442,586.81
Employee Fringe Benefits	78,100.00	Code Class # of Parcels % VAL'N	ASSESSED VALUATION	Taxes Receivable	90,235.81
Other Statutory Expenditures		1 Vacant Land 148 2.33	6,187,600.00	Tax Title Liens	22,424.73
CETA And Other Public Employment Programs	224,314.12	2 Residential 4473 71.98	129,348,400.00	Foreclosed Property	7,925.00
MUNICIPAL FUNCTIONS TOTAL	3,517,228.12	3 Farm		Emergencies & Other Deferred Charges	
CAPITAL IMPROVEMENTS * MEMO*	75,000.00	4a Commercial 225 10.63	19,102,100.00	State and Federal Aid Receivable	14,600.59
DEBT SERVICE		4b Industrial 27 6.99	12,558,500.00	Other Receivables	17,925.68
Principal Payments	80,070.83	4c Apartments 45 8.07	14,493,300.00	Total	1,595,698.62
Interest Payments	9,310.00	Total 4918	179,689,900.00	LIABILITIES, RESERVES, AND SURPLUS	
DEFERRED CHARGES	45.00	Land Area 2.60 Sq. Miles		Cash Liabilities	542,526.23
SCHOOL, COUNTY, SPECIAL DISTRICT TAXES	4,269,180.01	Net Valuation Taxable-Municipal	184,806,015.00	Reserves for Receivables	138,511.22
RESERVE FOR UNCOLLECTED TAXES	261,905.46	Net Valuation Taxable-County	255,886,200.00	Surplus Dec. 31, 1975	914,661.17
EXPENDITURES TOTAL	8,137,739.42	State Equalized Valuation	270,824,656.00	Total	1,595,698.62
		State Equalization Ratio	67.63		

0257

Population 1970 **16,010**
 Population 1975 **16,365**
 S & P Rating
 Moody Rating **A-1**

General Tax Rate Per \$100. **3.93**
 State Equalized Tax Rate **1.97**

SADDLE BROOK TOWNSHIP — BERGEN COUNTY

Form of Government:
 Mayor-Council Plan B (OMCL50)
 Number of Members on Governing Body 7

PER CAPITA:
 Gross Debt **479.87**
 Net Debt **377.50**
 Debt Service **20.05**
 Total Tax Levy **349.73**
 Municipal Expenditures **156.77**

PER CENT:
 Gross Debt **3.09**
 Net Debt **2.43**
 Tax Levy Collected **97.18**
 Tax Levy Cancelled, Abated or Adjusted **.14**

EXPENDITURES		REVENUES-REALIZED		1975 PROPERTY TAX	
GENERAL GOVERNMENT				STATE EQUALIZED TAX RATE	
Governing Body & Public Boards	22,500.00	1975 Property Taxes Collected	5,562,417.29	Local District School Taxes	1.23 3,562,377.00
Municipal Clerk	18,305.00	1975 Payments in Lieu of Taxes		Regional & Consolidated School Tax	
Financial Administration	36,225.00	Delinquent Tax & Lien Collections	84,671.65	School Taxes in Municipal Budget	
Assessment of Taxes	6,390.00	Business Personalty Replacement Taxes	290,274.14	County Taxes	.37 1,083,894.30
Collection of Taxes	16,090.00	Taxes from Public Utilities	442,506.33	County Library Taxes	
Planning, Housing & Development	1,555.00	Other Miscellaneous Tax Revenues		Local Municipal Purpose Taxes	.33 948,863.42
Human Resources		State Aid Revenues	3,534.29	Veteran & Senior Citizen Taxes	.04 109,790.00
Elections	11,670.00	Federal Aid Revenues	39,264.44	Total Taxes for Rate Computation	1.97 5,704,924.72
General Administration (other)	153,720.00	State and Local Fiscal Assistance Act Utilized	148,429.05	Special District Taxes	
JUDICIARY		Sale of Acquired Property		Bank Stock Taxes	14,611.84
Municipal Courts	14,925.00	Other Miscellaneous Revenues	272,229.53	Added and Omitted Taxes	113,618.84
PUBLIC SAFETY		Total	6,843,326.72	Total Taxes Levied - ABSTRACT	5,723,365.40
Fire Protection	89,200.00	Prior Years Surplus Appropriated	450,000.00	Total Taxes Billed	5,724,086.28
Police Protection	542,858.00	REVENUES TOTAL	7,293,326.72	1975 TAXES COLLECTED	5,562,417.29
Civil Defense & Disaster Control	5,100.00	Reserve For Uncollected Taxes	126,404.17	1975 Taxes Cancelled, Abated or Adjusted	7,778.83
Environmental Inspection & Control	16,135.00	CAPITAL OUTLAY TOTAL	176,502.52	Transfer to Tax Title Liens or Foreclosed	23,963.03
Other Public Safety				Balance Outstanding Dec. 31, 1975	129,927.13
PUBLIC WORKS				PRIOR YEARS TAXES OUTSTANDING	
Streets and Drainage	315,517.00	Public Enterprises	58.61	Balance January 1, 1975	81,786.10
Sewers and Sewage Processing	136,392.00	Recreation—Culture		Collected in 1975	65,435.61
Garbage and Trash Disposal	214,992.00	Public Works	173,193.08	Cancelled, Abated or Adjusted 1975	
Public Buildings and Grounds	39,330.00	Buildings and Grounds	3,250.83	Transfers to Tax Title Liens or Foreclosed	2,000.37
Other Public Works		Library and Education		Balance December 31, 1975	14,350.12
HEALTH and WELFARE		Conservation		TAX TITLE LIENS OUTSTANDING	
Health Services Except Environmental	25,450.00	All Other		Balance January 1, 1975	14,639.89
Welfare-Public Assistance	1,250.00	CAPITAL DEBT AUTHORIZED, DECEMBER 31, 1975		Transfer From Taxes	26,167.86
Hospitals, Clinics, First Aid		ISSUED AND UNISSUED GROSS DEBT NET DEBT		Redeemed in 1975	19,236.04
Animal, Insect, & Rodent Control		School	1,381,000	Cancelled, Abated or Adjusted (1975)	
Other Welfare Services		Self-liquidating	164,550	Transfers to Foreclosed Property	
RECREATION and CONSERVATION		Other	6,307,474	Balance December 31, 1975	21,571.71
Beaches and Boardwalks		Total	7,853,024	PROPERTY ACQUIRED BY DEED OR	
Parks, Playgrounds, Shade Trees	56,000.00			FORECLOSURE	
Land Reclamation & Conservation		ISSUED AND OUTSTANDING		Balance January 1, 1975	34,649.00
Other Recreational Services	4,900.00	School	1,381,000.00	Transfers From Taxes or Liens	
EDUCATION (excluding schools)		Self-Liquidating	99,000.00	Sale for Cash (1975)	
Libraries	55,775.00	Other	3,935,474.00	Cancelled, Abated or Adjusted (1975)	
Other Educational Services		Total	5,415,474.00	Balance December 31, 1975	34,649.00
STATUTORY EXPENDITURES		EQUALIZED VALUATION BASIS		CURRENT FINANCES DECEMBER 31, 1975	
Pensions & F. I. C. A.	107,323.65	FOR NET DEBT COMPUTATION	253,900,090.33	ASSETS	
Employee Fringe Benefits	54,415.00	REAL PROPERTY VALUATIONS		Cash Dec. 31, 1975	561,851.34
Other Statutory Expenditures		Code Class # of Parcels % VAL'N		Taxes Receivable	144,277.25
CETA And Other Public Employment Programs	40,972.00	1 Vacant Land 154 2.79	4,030,700.00	Tax Title Liens	21,571.71
MUNICIPAL FUNCTIONS TOTAL	1,986,989.65	2 Residential 3744 61.13	88,265,200.00	Foreclosed Property	34,649.00
CAPITAL IMPROVEMENTS *MEMO*	15,000.00	3 Farm		Emergencies & Other Deferred Charges	43,000.00
DEBT SERVICE		4a Commercial 97 14.39	20,783,600.00	State and Federal Aid Receivable	611.69
Principal Payments	173,750.00	4b Industrial 87 19.26	27,808,470.00	Other Receivables	5,254.28
Interest Payments	154,374.13	4c Apartments 4 2.43	3,512,500.00	Total	811,215.27
		Total 4086	144,400,470.00	LIABILITIES, RESERVES, AND SURPLUS	
DEFERRED CHARGES	123,966.58	Land Area 2.70 Sq. Miles		Cash Liabilities	229,899.99
SCHOOL, COUNTY, SPECIAL DISTRICT TAXES	4,646,271.30	Net Valuation Taxable-Municipal	145,525,505.00	Reserves for Receivables	205,752.24
RESERVE FOR UNCOLLECTED TAXES	126,404.17	Net Valuation Taxable-County	278,417,594.00	Surplus Dec. 31, 1975	375,563.04
EXPENDITURES TOTAL	7,211,755.83	State Equalized Valuation	288,256,843.00	Total	811,215.27
		State Equalization Ratio	50.30		

0258

Population 1970 **2,440**
 Population 1975 **2,470**
 S & P Rating
 Moody Rating

General Tax Rate Per \$100. **2.51**
 State Equalized Tax Rate **1.54**

SADDLE RIVER BOROUGH — BERGEN COUNTY

Form of Government:

Borough Council

Number of Members on Governing Body 6

PER CAPITA:

Gross Debt **207.97**
 Net Debt **104.54**
 Debt Service **14.98**
 Total Tax Levy **712.93**
 Municipal Expenditures **327.16**

PER CENT:

Gross Debt **.51**
 Net Debt **.26**
 Tax Levy Collected **96.95**
 Tax Levy Cancelled, Abated or Adjusted **.12**

EXPENDITURES		REVENUES-REALIZED		1975 PROPERTY TAX	
GENERAL GOVERNMENT		1975 Property Taxes Collected		STATE EQUALIZED TAX RATE 1.54	
Governing Body & Public Boards			1,712,646.80	Local District School Taxes .83	944,050.90
Municipal Clerk		1975 Payments in Lieu of Taxes		Regional & Consolidated School Tax	
Financial Administration	9,500.00	Delinquent Tax & Lien Collections	50,767.55	School Taxes in Municipal Budget	
Assessment of Taxes	22,000.00	Business Personalty Replacement Taxes	4,179.66	County Taxes .36	407,374.84
Collection of Taxes	12,500.00	Taxes from Public Utilities	114,097.69	County Library Taxes	
Planning, Housing & Development	9,150.00	Other Miscellaneous Tax Revenues		Local Municipal Purpose Taxes .34	393,516.22
Human Resources	1,000.00	State Aid Revenues	4,055.00	Veteran & Senior Citizen Taxes .01	11,570.00
Elections		Federal Aid Revenues		Total Taxes for Rate Computation 1.54	1,756,511.96
General Administration (other)	81,250.00	State and Local Fiscal Assistance Act Utilized	9,115.28	Special District Taxes	
JUDICIARY		Sale of Acquired Property		Bank Stock Taxes	4,903.78
Municipal Courts	5,375.00	Other Miscellaneous Revenues	66,723.19	Added and Omitted Taxes	11,102.00
PUBLIC SAFETY		Total	1,961,585.17	Total Taxes Levied - ABSTRACT	1,760,947.74
Fire Protection	16,900.00	Prior Years Surplus Appropriated	236,000.00	Total Taxes Billed	1,766,491.45
Police Protection	207,450.00	REVENUES TOTAL	2,197,585.17	1975 TAXES COLLECTED	1,712,646.80
Civil Defense & Disaster Control	250.00	Reserve For Uncollected Taxes	159,010.00	1975 Taxes Cancelled, Abated or Adjusted	2,129.35
Environmental Inspection & Control	4,800.00	CAPITAL OUTLAY TOTAL	109,501.62	Transfer to Tax Title Liens or Foreclosed	5,647.70
Other Public Safety		Public Enterprises		Balance Outstanding Dec. 31, 1975	46,067.60
PUBLIC WORKS		Recreation—Culture	112.50	PRIOR YEARS TAXES OUTSTANDING	
Streets and Drainage	58,800.00	Public Works	109,389.12	Balance January 1, 1975	45,528.94
Sewers and Sewage Processing		Buildings and Grounds		Collected in 1975	41,181.94
Garbage and Trash Disposal	80,400.00	Library and Education		Cancelled, Abated or Adjusted 1975	50.00
Public Buildings and Grounds	20,100.00	Conservation		Transfers to Tax Title Liens or Foreclosed	4,297.00
Other Public Works	1,000.00	All Other		Balance December 31, 1975	
HEALTH and WELFARE		CAPITAL DEBT AUTHORIZED, DECEMBER 31, 1975		TAX TITLE LIENS OUTSTANDING	
Health Services Except Environmental	10,700.00	ISSUED AND UNISSUED		Balance January 1, 1975	6,591.24
Welfare-Public Assistance	1,000.00	School	255,000	Transfer From Taxes	10,521.82
Hospitals, Clinics, First Aid	1,900.00	Self-liquidating		Redeemed in 1975	9,585.61
Animal, Insect, & Rodent Control		Other	258,690	Cancelled, Abated or Adjusted (1975)	
Other Welfare Services		Total	513,690	Transfers to Foreclosed Property	
RECREATION and CONSERVATION		ISSUED AND OUTSTANDING		Balance December 31, 1975	7,527.45
Beaches and Boardwalks		School	255,000.00	PROPERTY ACQUIRED BY DEED OR	
Parks, Playgrounds, Shade Trees	11,100.00	Self-liquidating		FORECLOSURE	
Land Reclamation & Conservation	1,100.00	Other	239,690.00	Balance January 1, 1975	10,000.00
Other Recreational Services	2,000.00	Total	494,690.00	Transfers From Taxes or Liens	
EDUCATION (excluding schools)		EQUALIZED VALUATION BASIS		Sale for Cash (1975)	
Libraries		FOR NET DEBT COMPUTATION	100,782,573.67	Cancelled, Abated or Adjusted (1975)	
Other Educational Services	100.00	REAL PROPERTY VALUATIONS		Balance December 31, 1975	10,000.00
STATUTORY EXPENDITURES		Code Class # of Parcels % VAL'N		CURRENT FINANCES DECEMBER 31, 1975	
Pensions & F. I. C. A.	34,000.00	1 Vacant Land 173 9.06	6,323,000.00	ASSETS	
Employee Fringe Benefits	5,500.00	2 Residential 789 89.25	62,264,050.00	Cash Dec. 31, 1975	723,254.41
Other Statutory Expenditures		3 Farm 12 .39	272,100.00	Taxes Receivable	46,067.60
CETA And Other Public Employment Programs		4a Commercial 14 1.30	905,100.00	Tax Title Liens	7,527.45
MUNICIPAL FUNCTIONS TOTAL	597,875.00	4b Industrial		Foreclosed Property	10,000.00
CAPITAL IMPROVEMENTS *MEMO*	18,000.00	4c Apartments		Emergencies & Other Deferred Charges	30,800.00
DEBT SERVICE		Total 988	69,764,250.00	State and Federal Aid Receivable	4,573.78
Principal Payments	29,000.00	Land Area 4.90 Sq. Miles		Other Receivables	
Interest Payments	8,000.00	Net Valuation Taxable-Municipal	70,185,429.00	Total	822,223.24
DEFERRED CHARGES	14,200.00	Net Valuation Taxable-County	105,403,389.00	LIABILITIES, RESERVES, AND SURPLUS	
SCHOOL, COUNTY, SPECIAL DISTRICT TAXES	1,351,425.74	State Equalized Valuation	114,080,759.00	Cash Liabilities	477,856.51
RESERVE FOR UNCOLLECTED TAXES	159,010.00	State Equalization Ratio	61.38	Reserves for Receivables	63,595.05
EXPENDITURES TOTAL	2,159,510.74			Surplus Dec. 31, 1975	280,771.68
				Total	822,223.24

1712

Population 1970 **7,660**
 Population 1975 **7,970**
 S & P Rating
 Moody Rating **BAA-1**

General Tax Rate Per \$100. **3.38**
 State Equalized Tax Rate **4.12**

SALEM CITY — SALEM COUNTY

Form of Government:

Special Charter (P.L. 1858 c.65)

Number of Members on Governing Body 9

PER CAPITA:

Gross Debt **533.44**
 Net Debt **138.89**
 Debt Service **43.01**
 Total Tax Levy **214.74**
 Municipal Expenditures **174.87**

PER CENT:

Gross Debt **12.59**
 Net Debt **3.28**
 Tax Levy Collected **89.96**
 Tax Levy Cancelled, Abated or Adjusted **2.06**

EXPENDITURES		REVENUES-REALIZED		1975 PROPERTY TAX	
GENERAL GOVERNMENT		1975 Property Taxes Collected		STATE EQUALIZED TAX RATE	
Governing Body & Public Boards				Local District School Taxes	1.82
Municipal Clerk				Regional & Consolidated School Tax	
Financial Administration	21,000.00	1975 Payments in Lieu of Taxes	1,542,660.54	School Taxes in Municipal Budget	.45
Assessment of Taxes	8,375.00	Delinquent Tax & Lien Collections	106,271.97	County Taxes	.82
Collection of Taxes	14,700.00	Business Personalty Replacement Taxes	210,487.36	County Library Taxes	
Planning, Housing & Development	30,675.00	Taxes from Public Utilities	210,504.59	Local Municipal Purpose Taxes	.95
Human Resources		Other Miscellaneous Tax Revenues		Veteran & Senior Citizen Taxes	.08
Elections		State Aid Revenues	156,902.60	Total Taxes for Rate Computation	4.12
General Administration (other)	68,450.00	Federal Aid Revenues		Special District Taxes	
JUDICIARY		State and Local Fiscal Assistance Act Utilized	87,077.32	Bank Stock Taxes	10,355.34
Municipal Courts	13,000.00	Sale of Acquired Property	12,501.00	Added and Omitted Taxes	12,737.49
PUBLIC SAFETY		Other Miscellaneous Revenues	139,139.32	Total Taxes Levied - ABSTRACT	1,711,454.04
Fire Protection	26,800.00	Total	2,465,544.70	Total Taxes Billed	1,714,857.36
Police Protection	312,052.32	Prior Years Surplus Appropriated	161,744.95	1975 TAXES COLLECTED	1,542,660.54
Civil Defense & Disaster Control	1,000.00	REVENUES	2,627,289.65	1975 Taxes Cancelled, Abated or Adjusted	35,364.83
Environmental Inspection & Control	2,600.00	Reserve For Uncollected Taxes	166,121.41	Transfer to Tax Title Liens or Foreclosed	7,948.14
Other Public Safety		CAPITAL OUTLAY	170,964.32	Balance Outstanding Dec. 31, 1975	128,683.85
PUBLIC WORKS		Total		PRIOR YEARS TAXES OUTSTANDING	
Streets and Drainage	196,400.00	Public Enterprises	31,290.11	Balance January 1, 1975	105,734.11
Sewers and Sewage Processing		Recreation—Culture	1,319.20	Collected in 1975	101,762.23
Garbage and Trash Disposal	18,600.00	Public Works	105,166.38	Cancelled, Abated or Adjusted 1975	320.00
Public Buildings and Grounds	16,550.00	Buildings and Grounds	33,188.63	Transfers to Tax Title Liens or Foreclosed	3,651.88
Other Public Works		Library and Education		Balance December 31, 1975	
HEALTH and WELFARE		Conservation		TAX TITLE LIENS OUTSTANDING	
Health Services Except Environmental	5,500.00	All Other		Balance January 1, 1975	19,875.21
Welfare-Public Assistance	4,000.00	CAPITAL DEBT AUTHORIZED, DECEMBER 31, 1975		Transfer From Taxes	12,309.23
Hospitals, Clinics, First Aid	2,000.00	ISSUED AND UNISSUED		Redeemed in 1975	4,509.74
Animal, Insect, & Rodent Control	3,150.00	School	3,267,000	Cancelled, Abated or Adjusted (1975)	226.46
Other Welfare Services		Self-liquidating	967,000	Transfers to Foreclosed Property	
RECREATION and CONSERVATION		Other	17,554	Balance December 31, 1975	27,448.24
Beaches and Boardwalks		Total	4,251,554	PROPERTY ACQUIRED BY DEED OR	
Parks, Playgrounds, Shade Trees	23,750.00	ISSUED AND OUTSTANDING		FORECLOSURE	
Land Reclamation & Conservation		School	3,267,000.00	Balance January 1, 1975	23,345.00
Other Recreational Services		Self-Liquidating	967,000.00	Transfers From Taxes or Liens	
EDUCATION (excluding schools)		Other		Sale for Cash (1975)	12,501.00
Libraries	44,204.00	Total	4,234,000.00	Cancelled, Abated or Adjusted (1975)	
Other Educational Services		EQUALIZED VALUATION BASIS		Balance December 31, 1975	10,844.00
STATUTORY EXPENDITURES		FOR NET DEBT COMPUTATION	33,764,259.33	CURRENT FINANCES DECEMBER 31, 1975	
Pensions & F. I. C. A.	57,000.00	REAL PROPERTY VALUATIONS		ASSETS	
Employee Fringe Benefits		Code Class # of Parcels % VAL'N		Cash Dec. 31, 1975	689,579.46
Other Statutory Expenditures		1 Vacant Land 209 1.42		Taxes Receivable	128,883.85
CETA And Other Public Employment Programs		2 Residential 1624 51.37		Tax Title Liens	27,448.24
MUNICIPAL FUNCTIONS	869,806.32	3 Farm 15 .27		Foreclosed Property	10,844.00
CAPITAL IMPROVEMENTS	150,000.00	4a Commercial 172 23.03		Emergencies & Other Deferred Charges	3,075.00
DEBT SERVICE		4b Industrial 15 20.99		State and Federal Aid Receivable	
Principal Payments	143,000.00	4c Apartments 8 2.92		Other Receivables	42,984.45
Interest Payments	199,804.00	Total	2043	Total	902,815.50
TYPE I SCHL DEBT *MEMO	342,804.00	Land Area 2.70 Sq. Miles		LIABILITIES, RESERVES, AND SURPLUS	
DEFERRED CHARGES	15,000.00	Net Valuation Taxable-Municipal	51,006,580.00	Cash Liabilities	86,404.26
SCHOOL, COUNTY, SPECIAL DISTRICT TAXES	1,293,072.37	Net Valuation Taxable-County	36,797,050.00	Reserves for Receivables	210,160.54
RESERVE FOR UNCOLLECTED TAXES	166,121.41	State Equalized Valuation	42,116,740.00	Surplus Dec. 31, 1975	606,250.70
EXPENDITURES	2,686,804.10	State Equalization Ratio	122.02	Total	902,815.50

1917

Population 1970 **1,305**
 Population 1975 **1,360**
 S & P Rating
 Moody Rating

General Tax Rate Per \$100. **6.51**
 State Equalized Tax Rate **1.95**

SANDYSTON TOWNSHIP — SUSSEX COUNTY
Form of Government:
Township Committee
Number of members on Governing Body 3

PER CAPITA: **665.85** PER CENT: **3.51**
 Gross Debt
 Net Debt
 Debt Service
 Total Tax Levy **413.97**
 Municipal Expenditures **129.01**
 Gross Debt
 Net Debt
 Tax Levy Collected **85.85**
 Tax Levy Cancelled, Abated or Adjusted **.26**

EXPENDITURES		REVENUES-REALIZED		1975 PROPERTY TAX	
GENERAL GOVERNMENT				STATE EQUALIZED TAX RATE	
Governing Body & Public Boards		1975 Property Taxes Collected	483,690.47	Local District School Taxes .45	126,304.38
Municipal Clerk		1975 Payments in Lieu of Taxes		Regional & Consolidated School Tax .81	229,806.59
Financial Administration	5,000.00	Delinquent Tax & Lien Collections	47,328.00	School Taxes in Municipal Budget	
Assessment of Taxes	6,000.00	Business Personalty Replacement Taxes	10,611.47	County Taxes .59	167,554.92
Collection of Taxes	6,200.00	Taxes from Public Utilities	66,969.67	County Library Taxes .03	7,692.16
Planning, Housing & Development	4,000.00	Other Miscellaneous Tax Revenues	1,029.54	Local Municipal Purpose Taxes .03	7,238.70
Human Resources	250.00	State Aid Revenues	2,781.50	Veteran & Senior Citizen Taxes .04	11,785.00
Elections		Federal Aid Revenues		Total Taxes for Rate Computation 1.95	550,381.75
General Administration (other)	14,550.00	State and Local Fiscal Assistance Act Utilized	20,955.00	Special District Taxes	
JUDICIARY		Sale of Acquired Property		Bank Stock Taxes	
Municipal Courts	5,900.00	Other Miscellaneous Revenues	39,918.75	Added and Omitted Taxes	24,400.17
PUBLIC SAFETY		Total	673,284.40	Total Taxes Levied - ABSTRACT	562,996.92
Fire Protection	6,400.00	Prior Years Surplus Appropriated	38,000.00	Total Taxes Billed	563,427.33
Police Protection	500.00	REVENUES TOTAL	711,284.40	1975 TAXES COLLECTED	483,690.47
Civil Defense & Disaster Control	250.00	Reserve For Uncollected Taxes	65,769.17	1975 Taxes Cancelled, Abated or Adjusted	1,480.72
Environmental Inspection & Control	1,100.00			Transfer to Tax Title Liens or Foreclosed	7,906.41
Other Public Safety		CAPITAL OUTLAY TOTAL	16,605.30	Balance Outstanding Dec. 31, 1975	70,349.73
PUBLIC WORKS				PRIOR YEARS TAXES OUTSTANDING	
Streets and Drainage	48,136.11	Public Enterprises		Balance January 1, 1975	51,526.19
Sewers and Sewage Processing		Recreation—Culture		Collected in 1975	44,466.15
Garbage and Trash Disposal		Public Works	16,605.30	Cancelled, Abated or Adjusted 1975	440.59
Public Buildings and Grounds	2,000.00	Buildings and Grounds		Transfers to Tax Title Liens or Foreclosed	5,065.34
Other Public Works		Library and Education		Balance December 31, 1975	1,554.11
HEALTH and WELFARE		Conservation		TAX TITLE LIENS OUTSTANDING	
Health Services Except Environmental	950.00	All Other		Balance January 1, 1975	6,525.44
Welfare-Public Assistance	875.00	CAPITAL DEBT AUTHORIZED, DECEMBER 31, 1975		Transfer From Taxes	13,547.14
Hospitals, Clinics, First Aid	750.00	ISSUED AND UNISSUED GROSS DEBT NET DEBT		Redeemed in 1975	2,861.94
Animal, Insect, & Rodent Control	1,250.00	School 905,553		Cancelled, Abated or Adjusted (1975)	
Other Welfare Services		Self-liquidating		Transfers to Foreclosed Property	
RECREATION and CONSERVATION		Other		Balance December 31, 1975	17,210.64
Beaches and Boardwalks		Total 905,553		PROPERTY ACQUIRED BY DEED OR	
Parks, Playgrounds, Shade Trees		ISSUED AND OUTSTANDING		FORECLOSURE	
Land Reclamation & Conservation		School	905,553.00	Balance January 1, 1975	
Other Recreational Services	550.00	Self-Liquidating		Transfers From Taxes or Liens	
EDUCATION (excluding schools)		Other		Sale for Cash (1975)	
Libraries		Total 905,553.00		Cancelled, Abated or Adjusted (1975)	
Other Educational Services		EQUALIZED VALUATION BASIS		Balance December 31, 1975	
STATUTORY EXPENDITURES		FOR NET DEBT COMPUTATION	25,818,071.00	CURRENT FINANCES DECEMBER 31, 1975	
Pensions & F. I. C. A.	3,825.00	REAL PROPERTY VALUATIONS		ASSETS	
Employee Fringe Benefits		Code Class # of Parcels % VAL'N		Cash Dec. 31, 1975	199,182.32
Other Statutory Expenditures		1 Vacant Land 456 7.60	636,560.00	Taxes Receivable	71,903.84
CETA And Other Public Employment Programs		2 Residential 692 73.79	6,184,345.00	Tax Title Liens	17,210.64
MUNICIPAL FUNCTIONS TOTAL	108,486.11	3 Farm 39 7.64	640,390.00	Foreclosed Property	
CAPITAL IMPROVEMENTS *MEMO*	5,000.00	4a Commercial 40 10.08	844,500.00	Emergencies & Other Deferred Charges	
DEBT SERVICE		4b Industrial 4 .90	75,250.00	State and Federal Aid Receivable	12,276.00
Principal Payments		4c Apartments		Other Receivables	5,000.00
Interest Payments		Total 1231	8,381,045.00	Total	305,572.80
DEFERRED CHARGES	1,201.00	Land Area 41.40 Sq. Miles		LIABILITIES, RESERVES, AND SURPLUS	
SCHOOL, COUNTY, SPECIAL DISTRICT TAXES	531,358.05	Net Valuation Taxable-Municipal	8,461,174.00	Cash Liabilities	48,327.72
RESERVE FOR UNCOLLECTED TAXES	65,769.17	Net Valuation Taxable-County	24,163,894.00	Reserves for Receivables	94,114.48
EXPENDITURES TOTAL	706,814.33	State Equalized Valuation	28,044,910.00	Surplus Dec. 31, 1975	163,130.60
		State Equalization Ratio	29.97	Total	305,572.80

1219

Population 1970 **32,705**
 Population 1975 **33,910**
 S & P Rating **A**
 Moody Rating **A-1**

General Tax Rate Per \$100. **3.00**
 State Equalized Tax Rate **2.22**

SAYREVILLE BOROUGH — MIDDLESEX CO.

Form of Government:
 Borough Council
 Number of Members of Governing Body 6

PER CAPITA:

Gross Debt **474.01**
 Net Debt **215.65**
 Debt Service **7.73**
 Total Tax Levy **330.84**
 Municipal Expenditures **195.65**

PER CENT:

Gross Debt **3.37**
 Net Debt **1.53**
 Tax Levy Collected **96.53**
 Tax Levy Cancelled, Abated or Adjusted **.05**

EXPENDITURES		REVENUES-REALIZED		1975 PROPERTY TAX	
GENERAL GOVERNMENT				STATE EQUALIZED TAX RATE 1.54	
Governing Body & Public Boards		1975 Property Taxes Collected	10,838,429.91	Local District School Taxes	7,875,052.68
Municipal Clerk		1975 Payments in Lieu of Taxes		Regional & Consolidated School Tax	
Financial Administration	71,250.00	Delinquent Tax & Lien Collections	202,209.24	School Taxes in Municipal Budget	
Assessment of Taxes	219,900.00	Business Personalty Replacement Taxes	1,288,866.99	County Taxes	3,324,050.25
Collection of Taxes	71,250.00	Taxes from Public Utilities	3,653,329.94	County Library Taxes	
Planning, Housing & Development	69,805.00	Other Miscellaneous Tax Revenues		Local Municipal Purpose Taxes	-8,445.28
Human Resources	26,100.00	State Aid Revenues	11,428.42	Veteran & Senior Citizen Taxes	206,740.00
Elections	12,945.00	Federal Aid Revenues	34,319.70	Total Taxes for Rate Computation	2.23
General Administration (other)	456,780.00	State and Local Fiscal Assistance Act Utilized	295,356.53	Special District Taxes	
JUDICIARY		Sale of Acquired Property		Bank Stock Taxes	8,445.28
Municipal Courts	54,700.00	Other Miscellaneous Revenues	835,262.09	Added and Omitted Taxes	19,520.79
PUBLIC SAFETY		Total	17,159,202.82	Total Taxes Levied - ABSTRACT	11,218,623.72
Fire Protection	106,860.00	Prior Years Surplus Appropriated	1,639,426.40	Total Taxes Billed	11,228,055.80
Police Protection	1,361,740.00	REVENUES	18,798,629.22	1975 TAXES COLLECTED	10,838,429.91
Civil Defense & Disaster Control	13,000.00	Reserve For Uncollected Taxes	574,750.00	1975 Taxes Cancelled, Abated or Adjusted	6,138.00
Environmental Inspection & Control	124,275.00	CAPITAL OUTLAY	475,741.05	Transfer to Tax Title Liens or Foreclosed	28,884.00
Other Public Safety	15,843.00	Public Enterprises		Balance Outstanding Dec. 31, 1975	354,603.89
PUBLIC WORKS		Recreation—Culture	110,891.63	PRIOR YEARS TAXES OUTSTANDING	
Streets and Drainage	850,391.57	Public Works	361,975.82	Balance January 1, 1975	357,278.59
Sewers and Sewage Processing	359,589.28	Buildings and Grounds	2,873.60	Collected in 1975	200,373.72
Garbage and Trash Disposal	344,600.00	Library and Education		Cancelled, Abated or Adjusted 1975	
Public Buildings and Grounds	190,000.00	Conservation		Transfers to Tax Title Liens or Foreclosed	1,603.44
Other Public Works	80,000.00	All Other		Balance December 31, 1975	155,301.43
HEALTH and WELFARE		CAPITAL DEBT AUTHORIZED, DECEMBER 31, 1975		TAX TITLE LIENS OUTSTANDING	
Health Services Except Environmental	49,035.00	ISSUED AND UNISSUED		Balance January 1, 1975	89,003.09
Welfare-Public Assistance	7,280.00	School	8,259,000	Transfer From Taxes	30,666.44
Hospitals, Clinics, First Aid	7,700.00	Self-liquidating	3,256,000	Redeemed in 1975	1,835.52
Animal, Insect, & Rodent Control	100.00	Other	4,558,766	Cancelled, Abated or Adjusted (1975)	
Other Welfare Services		Total	16,073,766	Transfers to Foreclosed Property	
RECREATION and CONSERVATION		ISSUED AND OUTSTANDING		Balance December 31, 1975	117,834.01
Beaches and Boardwalks		School	8,259,000.00	PROPERTY ACQUIRED BY DEED OR	
Parks, Playgrounds, Shade Trees	285,565.00	Self-Liquidating	3,169,000.00	FORECLOSURE	
Land Reclamation & Conservation	4,992.00	Other	2,606,100.00	Balance January 1, 1975	58,760.00
Other Recreational Services	31,500.00	Total	14,034,100.00	Transfers From Taxes or Liens	
EDUCATION (excluding schools)		EQUALIZED VALUATION BASIS	477,451,807.67	Sale for Cash (1975)	
Libraries	248,000.00	FOR NET DEBT COMPUTATION		Cancelled, Abated or Adjusted (1975)	
Other Educational Services	250,000.00	REAL PROPERTY VALUATIONS		Balance December 31, 1975	58,760.00
STATUTORY EXPENDITURES		Code Class # of Parcels % VAL'N		CURRENT FINANCES DECEMBER 31, 1975	
Pensions & F. I. C. A.	293,933.36	1 Vacant Land 895 5.19	19,541,500.00	ASSETS	
Employee Fringe Benefits	94,400.00	2 Residential 7439 54.06	203,621,900.00	Cash Dec. 31, 1975	7,346,874.04
Other Statutory Expenditures		3 Farm 3 .01	44,500.00	Taxes Receivable	509,905.32
CETA And Other Public Employment Programs	17,800.00	4a Commercial 339 10.72	40,369,100.00	Tax Title Liens	117,834.01
MUNICIPAL FUNCTIONS		4b Industrial 29 26.54	99,962,100.00	Foreclosed Property	58,760.00
CAPITAL IMPROVEMENTS	*MEMO*	4c Apartments 9 3.48	13,090,900.00	Emergencies & Other Deferred Charges	175,000.00
DEBT SERVICE		Total 8714	376,630,000.00	State and Federal Aid Receivable	106,390.80
Principal Payments	118,400.00	Land Area 16.60 Sq. Miles		Other Receivables	259,658.02
Interest Payments	143,593.75	Net Valuation Taxable-Municipal	380,163,500.00	Total	8,574,422.19
DEFERRED CHARGES		Net Valuation Taxable-County	614,369,461.00	LIABILITIES, RESERVES, AND SURPLUS	
SCHOOL, COUNTY, SPECIAL DISTRICT TAXES	11,199,102.93	State Equalized Valuation	510,680,328.00	Cash Liabilities	5,169,984.30
RESERVE FOR UNCOLLECTED TAXES	574,750.00	State Equalization Ratio	74.30	Reserves for Receivables	946,157.35
EXPENDITURES	17,833,624.15			Surplus Dec. 31, 1975	2,458,280.54
TOTAL				Total	8,574,422.19

2016

Population 1970 22,355
 Population 1975 22,980
 S & P Rating
 Moody Rating A

General Tax Rate Per \$100. 3.84
 State Equalized Tax Rate 3.11

SCOTCH PLAINS TOWNSHIP — UNION COUNTY
 Form of Government:
 Council-Manager Plan E (OMCL50)
 Number of Members on Governing Body 5

PER CAPITA: 428.54
 Gross Debt 101.38
 Net Debt 3.54
 Debt Service 470.12
 Total Tax Levy 162.02
 Municipal Expenditures
 PER CENT: 3.08
 Gross Debt .73
 Net Debt 96.84
 Tax Levy Collected
 Tax Levy Cancelled, Abated or Adjusted .02

EXPENDITURES		REVENUES-REALIZED		1975 PROPERTY TAX	
GENERAL GOVERNMENT				STATE EQUALIZED TAX RATE	
Governing Body & Public Boards		1975 Property Taxes Collected	10,462,014.69	Local District School Taxes	
Municipal Clerk		1975 Payments in Lieu of Taxes		Regional & Consolidated School Tax	2.18 7,607,832.54
Financial Administration	69,434.00	Delinquent Tax & Lien Collections	318,503.46	School Taxes in Municipal Budget	
Assessment of Taxes	30,660.00	Business Personalty Replacement Taxes	91,467.86	County Taxes	.45 1,576,361.46
Collection of Taxes	42,675.00	Taxes from Public Utilities	617,562.78	County Library Taxes	
Planning, Housing & Development	28,020.00	Other Miscellaneous Tax Revenues		Local Municipal Purpose Taxes	.45 1,561,458.40
Human Resources		State Aid Revenues	66,660.00	Veteran & Senior Citizen Taxes	.04 125,680.00
Elections	3,700.00	Federal Aid Revenues		Total Taxes for Rate Computation	3.12 10,871,332.40
General Administration (other)	452,427.00	State and Local Fiscal Assistance Act Utilized	199,305.59	Special District Taxes	
JUDICIARY		Sale of Acquired Property		Bank Stock Taxes	9,517.18
Municipal Courts	27,206.00	Other Miscellaneous Revenues	559,623.57	Added and Omitted Taxes	48,109.87
PUBLIC SAFETY		Total	12,315,137.95	Total Taxes Levied - ABSTRACT	10,803,279.45
Fire Protection	136,539.00	Prior Years Surplus Appropriated	775,000.00	Total Taxes Billed	10,803,279.45
Police Protection	796,954.59	REVENUES TOTAL	13,090,137.95	1975 TAXES COLLECTED	10,462,014.69
Civil Defense & Disaster Control	11,996.00	Reserve For Uncollected Taxes	688,221.91	1975 Taxes Cancelled, Abated or Adjusted	2,651.39
Environmental Inspection & Control	28,670.00	CAPITAL OUTLAY TOTAL	1,033,540.44	Transfer to Tax Title Liens or Foreclosed	5,623.04
Other Public Safety				Balance Outstanding Dec. 31, 1975	332,990.33
PUBLIC WORKS				PRIOR YEARS TAXES OUTSTANDING	
Streets and Drainage	505,502.00	Public Enterprises		Balance January 1, 1975	317,560.06
Sewers and Sewage Processing	146,965.00	Recreation—Culture		Collected in 1975	312,098.81
Garbage and Trash Disposal		Public Works	909,980.95	Cancelled, Abated or Adjusted 1975	
Public Buildings and Grounds	67,735.00	Buildings and Grounds	123,559.49	Transfers to Tax Title Liens or Foreclosed	4,012.20
Other Public Works		Library and Education		Balance December 31, 1975	1,449.05
HEALTH and WELFARE		Conservation		TAX TITLE LIENS OUTSTANDING	
Health Services Except Environmental	34,794.00	All Other		Balance January 1, 1975	96,749.09
Welfare-Public Assistance	5,790.00	CAPITAL DEBT AUTHORIZED, DECEMBER 31, 1975		Transfer From Taxes	10,180.34
Hospitals, Clinics, First Aid	10,000.00	ISSUED AND UNISSUED		Redeemed in 1975	6,404.65
Animal, Insect, & Rodent Control		School	7,518,087	Cancelled, Abated or Adjusted (1975)	
Other Welfare Services		Self-Liquidating		Transfers to Foreclosed Property	
RECREATION and CONSERVATION		Other	2,329,700	Balance December 31, 1975	100,524.78
Beaches and Boardwalks		Total	9,847,787	PROPERTY ACQUIRED BY DEED OR FORECLOSURE	
Parks, Playgrounds, Shade Trees	122,064.00	ISSUED AND OUTSTANDING		Balance January 1, 1975	110,085.00
Land Reclamation & Conservation		School	7,518,087.00	Transfers From Taxes or Liens	
Other Recreational Services	44,784.00	Self-Liquidating		Sale for Cash (1975)	
EDUCATION (excluding schools)		Other	1,979,750.00	Cancelled, Abated or Adjusted (1975)	
Libraries	162,549.00	Total	9,497,837.00	Balance December 31, 1975	110,085.00
Other Educational Services		EQUALIZED VALUATION BASIS		CURRENT FINANCES DECEMBER 31, 1975	
STATUTORY EXPENDITURES		FOR NET DEBT COMPUTATION	319,462,775.33	ASSETS	
Pensions & F. I. C. A.	211,100.00	REAL PROPERTY VALUATIONS		Cash Dec. 31, 1975	1,842,275.15
Employee Fringe Benefits		Code Class # of Parcels % VAL'N		Taxes Receivable	334,439.38
Other Statutory Expenditures		1 Vacant Land 350 2.27	6,377,500.00	Tax Title Liens	100,524.78
CETA And Other Public Employment Programs		2 Residential 5981 86.17	242,562,900.00	Foreclosed Property	110,085.00
MUNICIPAL FUNCTIONS TOTAL	2,939,564.59	3 Farm 25 .31	871,800.00	Emergencies & Other Deferred Charges	
CAPITAL IMPROVEMENTS MEMO	147,748.00	4a Commercial 254 9.28	26,130,200.00	State and Federal Aid Receivable	5,000.00
DEBT SERVICE		4b Industrial 12 .72	2,016,900.00	Other Receivables	9,628.49
Principal Payments	25,000.00	4c Apartments 3 1.26	3,532,900.00	Total	2,401,952.80
Interest Payments	56,445.00	Total	281,492,200.00	LIABILITIES, RESERVES, AND SURPLUS	
DEFERRED CHARGES	13,996.08	Land Area 9.20 Sq. Miles		Cash Liabilities	971,550.28
SCHOOL, COUNTY, SPECIAL DISTRICT TAXES	9,184,194.00	Net Valuation Taxable-Municipal	283,267,960.00	Reserves for Receivables	554,677.65
RESERVE FOR UNCOLLECTED TAXES	688,221.91	Net Valuation Taxable-County	330,435,014.00	Surplus Dec. 31, 1975	875,724.87
EXPENDITURES TOTAL	12,907,421.58	State Equalized Valuation	348,740,200.00	Total	2,401,952.80
		State Equalization Ratio	81.13		

1343

Population 1970 **1,340**
 Population 1975 **1,440**
 S & P Rating
 Moody Rating

General Tax Rate Per \$100. **3.76**
 State Equalized Tax Rate **2.52**

SEA BRIGHT BOROUGH — MONMOUTH CO.
 Form of Government:
 Borough Council
 Number of Members on Governing Body 6

PER CAPITA:
 Gross Debt **969.32**
 Net Debt **770.09**
 Debt Service **71.26**
 Total Tax Levy **739.46**
 Municipal Expenditures **591.76**

PER CENT:
 Gross Debt **4.20**
 Net Debt **3.34**
 Tax Levy Collected **85.27**
 Tax Levy Cancelled, Abated or Adjusted

EXPENDITURES		REVENUES-REALIZED		1975 PROPERTY TAX	
GENERAL GOVERNMENT				STATE EQUALIZED TAX RATE	
Governing Body & Public Boards		1975 Property Taxes Collected	908,001.57	Local District School Taxes	.52 221,447.00
Municipal Clerk		1975 Payments in Lieu of Taxes		Regional & Consolidated School Tax	.34 144,352.77
Financial Administration	6,114.00	Delinquent Tax & Lien Collections	110,120.77	School Taxes in Municipal Budget	
Assessment of Taxes	4,600.00	Business Personalty Replacement Taxes	23,182.87	County Taxes	.55 232,815.47
Collection of Taxes	8,237.00	Taxes from Public Utilities	46,674.29	County Library Taxes	.02 8,244.91
Planning, Housing & Development	4,550.00	Other Miscellaneous Tax Revenues		Local Municipal Purpose Taxes	1.07 451,254.99
Human Resources		State Aid Revenues	296.50	Veteran & Senior Citizen Taxes	.02 8,410.00
Elections		Federal Aid Revenues	11,130.08	Total Taxes for Rate Computation	2.52 1,066,525.14
General Administration (other)	72,853.80	State and Local Fiscal Assistance Act Utilized	35,372.00	Special District Taxes	
JUDICIARY		Sale of Acquired Property		Bank Stock Taxes	
Municipal Courts	10,517.00	Other Miscellaneous Revenues	101,597.96	Added and Omitted Taxes	
PUBLIC SAFETY		Total	1,236,376.04	Total Taxes Levied - ABSTRACT	1,064,826.40
Fire Protection	43,325.00	Prior Years Surplus Appropriated	100,000.00	Total Taxes Billed	1,064,826.40
Police Protection	137,765.00	REVENUES TOTAL	1,336,376.04	1975 TAXES COLLECTED	908,001.57
Civil Defense & Disaster Control	725.00	Reserve For Uncollected Taxes	131,753.00	1975 Taxes Cancelled, Abated or Adjusted	
Environmental Inspection & Control	1,636.00			Transfer to Tax Title Liens or Foreclosed	
Other Public Safety		CAPITAL OUTLAY TOTAL	3,747.98	Balance Outstanding Dec. 31, 1975	156,824.83
PUBLIC WORKS				PRIOR YEARS TAXES OUTSTANDING	
Streets and Drainage	67,304.00	Public Enterprises		Balance January 1, 1975	110,244.60
Sewers and Sewage Processing	100,400.00	Recreation—Culture		Collected in 1975	110,120.77
Garbage and Trash Disposal	41,841.00	Public Works	3,747.98	Cancelled, Abated or Adjusted 1975	
Public Buildings and Grounds	6,400.00	Buildings and Grounds		Transfers to Tax Title Liens or Foreclosed	
Other Public Works		Library and Education		Balance December 31, 1975	123.83
HEALTH and WELFARE		Conservation		TAX TITLE LIENS OUTSTANDING	
Health Services Except Environmental	12,874.20	All Other		Balance January 1, 1975	3,885.32
Welfare-Public Assistance	1,945.00	CAPITAL DEBT AUTHORIZED, DECEMBER 31, 1975		Transfer From Taxes	
Hospitals, Clinics, First Aid	300.00	ISSUED AND UNISSUED		Redeemed in 1975	
Animal, Insect, & Rodent Control		School	286,886	Cancelled, Abated or Adjusted (1975)	
Other Welfare Services		Self-liquidating		Transfers to Foreclosed Property	
RECREATION and CONSERVATION		Other	1,108,936	Balance December 31, 1975	3,885.32
Beaches and Boardwalks	37,485.00	Total	1,395,822	PROPERTY ACQUIRED BY DEED OR	
Parks, Playgrounds, Shade Trees	16,020.00			FORECLOSURE	
Land Reclamation & Conservation		ISSUED AND OUTSTANDING		Balance January 1, 1975	
Other Recreational Services	6,100.00	School	286,886.00	Transfers From Taxes or Liens	
EDUCATION (excluding schools)		Self-Liquidating		Sale for Cash (1975)	
Libraries		Other	790,000.00	Cancelled, Abated or Adjusted (1975)	
Other Educational Services		Total	1,076,886.00	Balance December 31, 1975	
STATUTORY EXPENDITURES		EQUALIZED VALUATION BASIS		CURRENT FINANCES DECEMBER 31, 1975	
Pensions & F. I. C. A.	23,875.00	FOR NET DEBT COMPUTATION	32,233,446.33	ASSETS	
Employee Fringe Benefits		REAL PROPERTY VALUATIONS		Cash Dec. 31, 1975	258,972.82
Other Statutory Expenditures		Code Class # of Parcels % VAL'N		Taxes Receivable	156,948.66
CETA And Other Public Employment Programs	12,906.00	1 Vacant Land 182 3.61	1,018,870.00	Tax Title Liens	3,885.32
MUNICIPAL FUNCTIONS TOTAL	617,773.00	2 Residential 550 47.51	13,398,500.00	Foreclosed Property	
CAPITAL IMPROVEMENTS *MEMC*		3 Farm		Emergencies & Other Deferred Charges	
DEBT SERVICE		4a Commercial 83 30.83	8,694,000.00	State and Federal Aid Receivable	296.50
Principal Payments	30,000.00	4b Industrial		Other Receivables	8,002.14
Interest Payments	72,610.00	4c Apartments 17 18.06	5,092,500.00	Total	428,105.44
DEFERRED CHARGES		Total 832	28,203,870.00	LIABILITIES, RESERVES, AND SURPLUS	
SCHOOL, COUNTY, SPECIAL DISTRICT TAXES	606,860.15	Land Area .60 Sq. Miles		Cash Liabilities	151,024.64
RESERVE FOR UNCOLLECTED TAXES	131,753.00	Net Valuation Taxable-Municipal	28,374,904.00	Reserves for Receivables	168,836.12
EXPENDITURES TOTAL	1,458,996.15	Net Valuation Taxable-County	37,143,605.00	Surplus Dec. 31, 1975	108,244.68
		State Equalized Valuation	42,184,843.00	Total	428,105.44
		State Equalization Ratio	67.13		

1344

Population 1970 2,210
 Population 1975 2,120
 S & P Rating
 Moody Rating

General Tax Rate Per \$100. 2.49
 State Equalized Tax Rate 1.90

SEA GIRT BOROUGH — MONMOUTH CO.

Form of Government:

Borough Council

Number of Members on Governing Body 6

PER CAPITA: 452.64
 Gross Debt 82.69
 Net Debt 9.56
 Debt Service 699.33
 Total Tax Levy 351.30
 Municipal Expenditures

PER CENT: 1.32
 Gross Debt .24
 Net Debt 96.00
 Tax Levy Collected
 Tax Levy Cancelled, Abated or Adjusted .05

EXPENDITURES		REVENUES-REALIZED		1975 PROPERTY TAX	
GENERAL GOVERNMENT				STATE EQUALIZED TAX RATE	
Governing Body & Public Boards		1975 Property Taxes Collected	1,423,229.22	Local District School Taxes	.80 625,826.00
Municipal Clerk		1975 Payments in Lieu of Taxes		Regional & Consolidated School Tax	
Financial Administration	3,400.00	Delinquent Tax & Lien Collections	52,111.56	School Taxes in Municipal Budget	
Assessment of Taxes	4,415.00	Business Personalty Replacement Taxes	6,978.22	County Taxes	.60 466,820.68
Collection of Taxes	8,992.00	Taxes from Public Utilities	56,398.53	County Library Taxes	.02 16,531.79
Planning, Housing & Development	4,157.00	Other Miscellaneous Tax Revenues		Local Municipal Purpose Taxes	.47 366,697.78
Human Resources		State Aid Revenues	2,035.58	Veteran & Senior Citizen Taxes	.02 17,090.00
Elections		Federal Aid Revenues		Total Taxes for Rate Computation	1.91 1,492,966.25
General Administration (other)	67,841.00	State and Local Fiscal Assistance Act Utilized	15,294.05	Special District Taxes	
JUDICIARY		Sale of Acquired Property		Bank Stock Taxes	2,302.22
Municipal Courts	7,906.00	Other Miscellaneous Revenues	171,761.35	Added and Omitted Taxes	4,397.90
PUBLIC SAFETY		Total	1,727,808.51	Total Taxes Levied - ABSTRACT	1,482,576.37
Fire Protection	25,285.00	Prior Years Surplus Appropriated	201,000.00	Total Taxes Billed	1,482,586.05
Police Protection	181,448.00	REVENUES TOTAL	1,928,808.51	1975 TAXES COLLECTED	1,423,229.22
Civil Defense & Disaster Control	1,590.00	Reserve For Uncollected Taxes	73,534.00	1975 Taxes Cancelled, Abated or Adjusted	683.25
Environmental Inspection & Control	3,185.00	CAPITAL OUTLAY TOTAL	8,812.61	Transfer to Tax Title Liens or Foreclosed	
Other Public Safety				Balance Outstanding Dec. 31, 1975	58,673.58
PUBLIC WORKS				PRIOR YEARS TAXES OUTSTANDING	
Streets and Drainage	85,772.00	Public Enterprises		Balance January 1, 1975	46,320.66
Sewers and Sewage Processing	17,024.00	Recreation—Culture		Collected in 1975	46,320.66
Garbage and Trash Disposal	54,257.00	Public Works	8,812.61	Cancelled, Abated or Adjusted 1975	
Public Buildings and Grounds	16,923.00	Buildings and Grounds		Transfers to Tax Title Liens or Foreclosed	
Other Public Works		Library and Education		Balance December 31, 1975	
HEALTH and WELFARE		Conservation		TAX TITLE LIENS OUTSTANDING	
Health Services Except Environmental	1,642.00	All Other		Balance January 1, 1975	5,790.90
Welfare-Public Assistance	500.00	CAPITAL DEBT AUTHORIZED, DECEMBER 31, 1975		Transfer From Taxes	
Hospitals, Clinics, First Aid	300.00	ISSUED AND UNISSUED		Redeemed in 1975	5,790.90
Animal, Insect, & Rodent Control		School	545,000	Cancelled, Abated or Adjusted (1975)	
Other Welfare Services		Self-liquidating	242,000	Transfers to Foreclosed Property	
RECREATION and CONSERVATION		Other	172,600	Balance December 31, 1975	
Beaches and Boardwalks	68,970.00	Total	959,600	PROPERTY ACQUIRED BY DEED OR	
Parks, Playgrounds, Shade Trees	25,968.00			FORECLOSURE	
Land Reclamation & Conservation				Balance January 1, 1975	3,200.00
Other Recreational Services	6,244.00			Transfers From Taxes or Liens	
EDUCATION (excluding schools)				Sale for Cash (1975)	
Libraries	1,649.00	ISSUED AND OUTSTANDING		Cancelled, Abated or Adjusted (1975)	
Other Educational Services		School	545,000.00	Balance December 31, 1975	3,200.00
STATUTORY EXPENDITURES		Self-Liquidating	242,000.00	CURRENT FINANCES DECEMBER 31, 1975	
Pensions & F. I. C. A.	46,500.00	Other	89,000.00	ASSETS	
Employee Fringe Benefits	14,000.00	Total	876,000.00	Cash Dec. 31, 1975	685,505.40
Other Statutory Expenditures		EQUALIZED VALUATION BASIS		Taxes Receivable	58,673.58
CETA And Other Public Employment Programs		FOR NET DEBT COMPUTATION	72,749,464.00	Tax Title Liens	
MUNICIPAL FUNCTIONS TOTAL	647,968.00	REAL PROPERTY VALUATIONS		Foreclosed Property	3,200.00
CAPITAL IMPROVEMENTS *MEMO*	6,500.00	Code Class # of Parcels % VAL'N		Emergencies & Other Deferred Charges	9,000.00
DEBT SERVICE		1 Vacant Land 57 2.37	1,412,300.00	State and Federal Aid Receivable	
Principal Payments	15,000.00	2 Residential 1065 92.11	54,868,600.00	Other Receivables	300.00
Interest Payments	5,260.00	3 Farm		Total	756,678.98
DEFERRED CHARGES	3,000.00	4a Commercial 46 4.92	2,931,500.00	LIABILITIES, RESERVES, AND SURPLUS	
SCHOOL, COUNTY, SPECIAL DISTRICT TAXES	1,109,178.47	4b Industrial		Cash Liabilities	429,030.35
RESERVE FOR UNCOLLECTED TAXES	73,534.00	4c Apartments 1 .60	359,200.00	Reserves for Receivables	62,173.58
EXPENDITURES TOTAL	1,853,940.47	Total 1169	59,571,600.00	Surplus Dec. 31, 1975	265,475.05
		Land Area 1.05 Sq. Miles		Total	756,678.98
		Net Valuation Taxable-Municipal	60,043,255.00		
		Net Valuation Taxable-County	74,344,544.00		
		State Equalized Valuation	78,152,360.00		
		State Equalization Ratio	76.69		

0509

Population 1970 1,725
 Population 1975 2,595
 S & P Rating
 Moody Rating

General Tax Rate Per \$100. 1.59
 State Equalized Tax Rate 1.58

SEA ISLE CITY — CAPE MAY COUNTY

Form of Government:
 Commission (1911)
 Number of Members on Governing Body 3

PER CAPITA:
 Gross Debt 2,052.21
 Net Debt 601.34
 Debt Service 66.73
 Total Tax Levy 740.75
 Municipal Expenditures 610.88

PER CENT:
 Gross Debt 5.23
 Net Debt 1.53
 Tax Levy Collected 91.89
 Tax Levy Cancelled, Abated or Adjusted .57

EXPENDITURES		REVENUES-REALIZED		1975 PROPERTY TAX	
GENERAL GOVERNMENT		1975 Property Taxes Collected		STATE EQUALIZED TAX RATE —→ .35	
Governing Body & Public Boards			1,764,023.75	Local District School Taxes	423,912.00
Municipal Clerk		1975 Payments in Lieu of Taxes		Regional & Consolidated School Tax	
Financial Administration	49,412.75	Delinquent Tax & Lien Collections	124,688.18	School Taxes in Municipal Budget	.05 61,932.50
Assessment of Taxes	15,625.37	Business Personalty Replacement Taxes	11,845.85	County Taxes	.39 480,424.75
Collection of Taxes	34,850.85	Taxes from Public Utilities	108,065.29	County Library Taxes	.02 27,692.10
Planning, Housing & Development	8,790.65	Other Miscellaneous Tax Revenues		Local Municipal Purpose Taxes	.74 903,616.70
Human Resources		State Aid Revenues	22,696.00	Veteran & Senior Citizen Taxes	.02 22,310.00
Elections	917.97	Federal Aid Revenues	40,000.00	Total Taxes for Rate Computation	1.57 1,919,888.05
General Administration (other)	168,167.98	State and Local Fiscal Assistance Act Utilized	62,667.69	Special District Taxes	
JUDICIARY		Sale of Acquired Property		Bank Stock Taxes	2,032.01
Municipal Courts	12,793.08	Other Miscellaneous Revenues	300,853.87	Added and Omitted Taxes	22,645.14
PUBLIC SAFETY		Total	2,434,840.63	Total Taxes Levied - ABSTRACT	1,922,255.20
Fire Protection	16,046.80	Prior Years Surplus Appropriated	120,000.00	Total Taxes Billed	1,919,788.32
Police Protection	277,461.00	REVENUES TOTAL	2,554,840.63	1975 TAXES COLLECTED	1,764,023.75
Civil Defense & Disaster Control	4,150.00	Reserve For Uncollected Taxes	173,149.65	1975 Taxes Cancelled, Abated or Adjusted	11,031.56
Environmental Inspection & Control	22,452.59	CAPITAL OUTLAY TOTAL	363,035.94	Transfer to Tax Title Liens or Foreclosed	1,223.69
Other Public Safety				Balance Outstanding Dec. 31, 1975	143,509.32
PUBLIC WORKS				PRIOR YEARS TAXES OUTSTANDING	
Streets and Drainage	204,637.80	Public Enterprises	131,845.89	Balance January 1, 1975	77,313.25
Sewers and Sewage Processing	11,098.00	Recreation—Culture		Collected in 1975	74,618.42
Garbage and Trash Disposal	68,077.01	Public Works	231,190.05	Cancelled, Abated or Adjusted 1975	2,681.93
Public Buildings and Grounds		Buildings and Grounds		Transfers to Tax Title Liens or Foreclosed	12.90
Other Public Works	25,000.00	Library and Education		Balance December 31, 1975	
HEALTH and WELFARE		Conservation		TAX TITLE LIENS OUTSTANDING	
Health Services Except Environmental	445.53	All Other		Balance January 1, 1975	52,801.04
Welfare-Public Assistance	500.00	CAPITAL DEBT AUTHORIZED, DECEMBER 31, 1975		Transfer From Taxes	1,249.30
Hospitals, Clinics, First Aid	1,000.00	ISSUED AND UNISSUED GROSS DEBT		Redeemed in 1975	50,069.76
Animal, Insect, & Rodent Control	270.42	School	452,000	Cancelled, Abated or Adjusted (1975)	253.93
Other Welfare Services		Self-liquidating	3,313,000	Transfers to Foreclosed Property	
RECREATION and CONSERVATION		Other	1,560,480	Balance December 31, 1975	3,726.65
Beaches and Boardwalks	172,614.17	Total	5,325,480	PROPERTY ACQUIRED BY DEED OR	
Parks, Playgrounds, Shade Trees	3,676.14			FORECLOSURE	
Land Reclamation & Conservation		ISSUED AND OUTSTANDING		Balance January 1, 1975	39,833.00
Other Recreational Services		School	452,000.00	Transfers From Taxes or Liens	
EDUCATION (excluding schools)		Self-Liquidating	2,513,000.00	Sale for Cash (1975)	
Libraries	2,029.84	Other	1,212,000.00	Cancelled, Abated or Adjusted (1975)	
Other Educational Services		Total	4,177,000.00	Balance December 31, 1975	39,833.00
STATUTORY EXPENDITURES		EQUALIZED VALUATION BASIS		CURRENT FINANCES DECEMBER 31, 1975	
Pensions & F. I. C. A.	66,721.73	FOR NET DEBT COMPUTATION	101,756,095.33	ASSETS	
Employee Fringe Benefits	21,000.00	REAL PROPERTY VALUATIONS		Cash Dec. 31, 1975	623,598.40
Other Statutory Expenditures		Code Class # of Parcels % VAL'N		Taxes Receivable	143,509.32
CETA And Other Public Employment Programs		1 Vacant Land 1042 10.78	12,991,275.00	Tax Title Liens	3,726.65
MUNICIPAL FUNCTIONS TOTAL	1,187,739.68	2 Residential 2603 78.45	94,562,915.00	Foreclosed Property	39,833.00
CAPITAL IMPROVEMENTS *MEMO*	40,000.00	3 Farm		Emergencies & Other Deferred Charges	54,391.07
DEBT SERVICE		4a Commercial 126 9.28	11,183,950.00	State and Federal Aid Receivable	23,196.00
Principal Payments	90,000.00	4b Industrial		Other Receivables	5,585.58
Interest Payments	83,172.50	4c Apartments 11 1.50	1,803,650.00	Total	893,840.02
TYPE I SCHL DEBT *MEMO	61,932.50	Total	120,541,790.00	LIABILITIES, RESERVES, AND SURPLUS	
DEFERRED CHARGES	51,172.98	Land Area 2.39 Sq. Miles		Cash Liabilities	399,579.90
SCHOOL, COUNTY, SPECIAL DISTRICT TAXES	993,961.35	Net Valuation Taxable-Municipal	121,419,328.00	Reserves for Receivables	192,654.55
RESERVE FOR UNCOLLECTED TAXES	173,149.65	Net Valuation Taxable-County	111,709,264.00	Surplus Dec. 31, 1975	301,605.57
EXPENDITURES TOTAL	2,579,196.16	State Equalized Valuation	121,769,916.00	Total	893,840.02
		State Equalization Ratio	99.71		

1971/3000

* ABOVE DEBT SERVICE INCLUDES TYPE I SCHOL DEBT

1526

Population 1970 **1,250**
 Population 1975 **1,375**
 S & P Rating
 Moody Rating

General Tax Rate Per \$100. **3.08**
 State Equalized Tax Rate **2.04**

SEASIDE HEIGHTS BOROUGH — OCEAN CO.

Form of Government:

Borough Council

Number of Members on Governing Body 6

PER CAPITA:

Gross Debt **1,021.27**
 Net Debt **401.45**
 Debt Service **85.75**
 Total Tax Levy **1,224.39**
 Municipal Expenditures **1,464.70**

PER CENT:

Gross Debt **1.95**
 Net Debt **.77**
 Tax Levy Collected **86.70**
 Tax Levy Cancelled, Abated or Adjusted

EXPENDITURES		REVENUES-REALIZED		1975 PROPERTY TAX	
GENERAL GOVERNMENT				STATE EQUALIZED TAX RATE	
Governing Body & Public Boards	6,630.87	1975 Property Taxes Collected	1,473,833.10	Local District School Taxes	.30 249,486.00
Municipal Clerk		1975 Payments in Lieu of Taxes		Regional & Consolidated School Tax	.22 178,223.30
Financial Administration	11,045.00	Delinquent Tax & Lien Collections	99,476.89	School Taxes in Municipal Budget	
Assessment of Taxes	47,000.00	Business Personalty Replacement Taxes	24,839.81	County Taxes	.40 333,720.63
Collection of Taxes	21,200.00	Taxes from Public Utilities	40,574.37	County Library Taxes	.02 16,373.67
Planning, Housing & Development		Other Miscellaneous Tax Revenues		Local Municipal Purpose Taxes	1.08 891,147.55
Human Resources		State Aid Revenues	3,160.00	Veteran & Senior Citizen Taxes	.02 16,310.00
Elections		Federal Aid Revenues		Total Taxes for Rate Computation	2.04 1,685,261.15
General Administration (other)	244,097.55	State and Local Fiscal Assistance Act Utilized	32,654.00	Special District Taxes	
JUDICIARY		Sale of Acquired Property		Bank Stock Taxes	2,852.45
Municipal Courts	59,850.00	Other Miscellaneous Revenues	1,078,194.03	Added and Omitted Taxes	11,727.49
PUBLIC SAFETY		Total	2,752,732.20	Total Taxes Levied - ABSTRACT	1,683,531.09
Fire Protection	21,922.79	Prior Years Surplus Appropriated		Total Taxes Billed	1,699,841.09
Police Protection	417,259.24	REVENUES TOTAL	2,752,732.20	1975 TAXES COLLECTED	1,473,833.10
Civil Defense & Disaster Control	5,850.00	Reserve For Uncollected Taxes	207,440.47	1975 Taxes Cancelled, Abated or Adjusted	
Environmental Inspection & Control	3,150.00	CAPITAL OUTLAY TOTAL	88,876.38	Transfer to Tax Title Liens or Foreclosed Balance Outstanding Dec 31, 1975	226,007.99
Other Public Safety				PRIOR YEARS TAXES OUTSTANDING	
PUBLIC WORKS				Balance January 1, 1975	125,612.09
Streets and Drainage	27,456.36	Public Enterprises	12,549.40	Collected in 1975	98,615.50
Sewers and Sewage Processing		Recreation—Culture		Cancelled, Abated or Adjusted 1975	26,996.59
Garbage and Trash Disposal	98,511.13	Public Works	76,326.98	Transfers to Tax Title Liens or Foreclosed Balance December 31, 1975	
Public Buildings and Grounds	72,044.40	Buildings and Grounds		TAX TITLE LIENS OUTSTANDING	
Other Public Works		Library and Education		Balance January 1, 1975	861.39
HEALTH and WELFARE		Conservation		Transfer From Taxes	985.72
Health Services Except Environmental	17,470.73	All Other		Redeemed in 1975	861.39
Welfare-Public Assistance	5,000.00	CAPITAL DEBT AUTHORIZED, DECEMBER 31, 1975		Cancelled, Abated or Adjusted (1975)	
Hospitals, Clinics, First Aid	4,000.00	ISSUED AND UNISSUED		Transfers to Foreclosed Property	
Animal, Insect, & Rodent Control	797.10	School	345,752	Balance December 31, 1975	985.72
Other Welfare Services		Self-liquidating	506,500	PROPERTY ACQUIRED BY DEED OR FORECLOSURE	
RECREATION and CONSERVATION		Other	552,000	Balance January 1, 1975	
Beaches and Boardwalks	290,494.12	Total	1,404,252	Transfers From Taxes or Liens	
Parks, Playgrounds, Shade Trees	6,224.53	ISSUED AND OUTSTANDING		Sale for Cash (1975)	
Land Reclamation & Conservation		School	345,752.00	Cancelled, Abated or Adjusted (1975)	
Other Recreational Services	13,038.84	Self-Liquidating	458,000.00	Balance December 31, 1975	
EDUCATION (excluding schools)		Other	533,000.00	CURRENT FINANCES DECEMBER 31, 1975	
Libraries		Total	1,336,752.00	ASSETS	
Other Educational Services		EQUALIZED VALUATION BASIS		Cash Dec. 31, 1975	493,605.75
STATUTORY EXPENDITURES		FOR NET DEBT COMPUTATION	72,017,612.00	Taxes Receivable	226,007.99
Pensions & F. I. C. A.	87,066.60	REAL PROPERTY VALUATIONS		Tax Title Liens	985.72
Employee Fringe Benefits	48,400.00	Code Class # of Parcels % VAL'N		Foreclosed Property	
Other Statutory Expenditures		1 Vacant Land 126 7.05	3,841,200.00	Emergencies & Other Deferred Charges	68,350.00
CETA And Other Public Employment Programs		2 Residential 1187 52.27	28,479,850.00	State and Federal Aid Receivable	48,555.62
MUNICIPAL FUNCTIONS TOTAL	1,508,509.26	3 Farm		Other Receivables	
CAPITAL IMPROVEMENTS *MEMO*	15,000.00	4a Commercial 192 28.20	15,366,400.00	Total	837,505.08
DEBT SERVICE		4b Industrial 4 .52	281,100.00	LIABILITIES, RESERVES, AND SURPLUS	
Principal Payments	94,000.00	4c Apartments 93 11.96	6,515,250.00	Cash Liabilities	300,472.37
Interest Payments	23,904.75	Total 1602	54,483,800.00	Reserves for Receivables	226,993.71
DEFERRED CHARGES	180,104.28	Land Area .35 Sq. Miles		Surplus Dec. 31, 1975	310,039.00
SCHOOL, COUNTY, SPECIAL DISTRICT TAXES	777,803.60	Net Valuation Taxable-Municipal	54,731,622.00	Total	837,505.08
RESERVE FOR UNCOLLECTED TAXES	207,440.47	Net Valuation Taxable-County	74,627,588.00		
EXPENDITURES TOTAL	2,791,762.36	State Equalized Valuation	82,462,701.00		
		State Equalization Ratio	66.27		

1527

Population 1970 **1,435**
 Population 1975 **1,505**
 S & P Rating
 Moody Rating

General Tax Rate Per \$100. **1.84**
 State Equalized Tax Rate **1.44**

SEASIDE PARK BOROUGH — OCEAN CO.
 Form of Government:
 Borough Council
 Number of Members on Governing Body 6

PER CAPITA:
 Gross Debt **654.54**
 Net Debt **181.62**
 Debt Service **13.56**
 Total Tax Levy **725.30**
 Municipal Expenditures **805.60**

PER CENT:
 Gross Debt **1.46**
 Net Debt **.41**
 Tax Levy Collected **92.08**
 Tax Levy Cancelled, Abated or Adjusted **.04**

EXPENDITURES		REVENUES-REALIZED		1975 PROPERTY TAX	
GENERAL GOVERNMENT				STATE EQUALIZED TAX RATE —→	
Governing Body & Public Boards		1975 Property Taxes Collected	1,005,088.61	Local District School Taxes	.34 261,545.41
Municipal Clerk		1975 Payments in Lieu of Taxes		Regional & Consolidated School Tax	.21 158,594.83
Financial Administration	7,000.00	Delinquent Tax & Lien Collections	79,583.72	School Taxes in Municipal Budget	
Assessment of Taxes	5,500.00	Business Personalty Replacement Taxes	15,117.44	County Taxes	.41 312,830.92
Collection of Taxes		Taxes from Public Utilities	73,125.28	County Library Taxes	.02 15,344.61
Planning, Housing & Development	2,700.00	Other Miscellaneous Tax Revenues		Local Municipal Purpose Taxes	.44 338,762.10
Human Resources		State Aid Revenues	1,150.00	Veteran & Senior Citizen Taxes	.02 18,908.00
Elections		Federal Aid Revenues	48,179.00	Total Taxes for Rate Computation	1.44 1,105,985.87
General Administration (other)	108,300.00	State and Local Fiscal Assistance Act Utilized	43,916.87	Special District Taxes	
JUDICIARY		Sale of Acquired Property		Bank Stock Taxes	1,737.90
Municipal Courts	27,500.00	Other Miscellaneous Revenues	598,154.61	Added and Omitted Taxes	2,754.17
PUBLIC SAFETY		Total	1,864,315.53	Total Taxes Levied - ABSTRACT	1,091,569.94
Fire Protection	19,200.00	Prior Years Surplus Appropriated	150,000.00	Total Taxes Billed	1,091,569.94
Police Protection	250,700.00	REVENUES TOTAL	2,014,315.53	1975 TAXES COLLECTED	1,005,088.61
Civil Defense & Disaster Control	900.00	Reserve For Uncollected Taxes	98,829.61	1975 Taxes Cancelled, Abated or Adjusted	480.00
Environmental Inspection & Control	2,790.00	CAPITAL OUTLAY TOTAL	399,021.57	Transfer to Tax Title Liens or Foreclosed	368.00
Other Public Safety		Public Enterprises	191,258.15	Balance Outstanding Dec. 31, 1975	85,633.33
PUBLIC WORKS		Recreation—Culture		PRIOR YEARS TAXES OUTSTANDING	
Streets and Drainage	123,719.72	Public Works	207,763.42	Balance January 1, 1975	91,009.27
Sewers and Sewage Processing	72,300.00	Buildings and Grounds		Collected in 1975	79,583.72
Garbage and Trash Disposal	61,700.00	Library and Education		Cancelled, Abated or Adjusted 1975	
Public Buildings and Grounds		Conservation		Transfers to Tax Title Liens or Foreclosed	
Other Public Works		All Other		Balance December 31, 1975	11,425.55
HEALTH and WELFARE				TAX TITLE LIENS OUTSTANDING	
Health Services Except Environmental	1,000.00			Balance January 1, 1975	1,742.38
Welfare-Public Assistance	2,600.00			Transfer From Taxes	368.00
Hospitals, Clinics, First Aid	1,400.00			Redeemed in 1975	
Animal, Insect, & Rodent Control	2,500.00			Cancelled, Abated or Adjusted (1975)	
Other Welfare Services				Transfers to Foreclosed Property	
RECREATION and CONSERVATION				Balance December 31, 1975	2,110.38
Beaches and Boardwalks	171,510.00			PROPERTY ACQUIRED BY DEED OR	
Parks, Playgrounds, Shade Trees				FORECLOSURE	
Land Reclamation & Conservation				Balance January 1, 1975	
Other Recreational Services	34,480.00			Transfers From Taxes or Liens	
EDUCATION (excluding schools)				Sale for Cash (1975)	
Libraries				Cancelled, Abated or Adjusted (1975)	
Other Educational Services				Balance December 31, 1975	
STATUTORY EXPENDITURES				CURRENT FINANCES DECEMBER 31, 1975	
Pensions & F. I. C. A.	62,300.00			ASSETS	
Employee Fringe Benefits	24,200.00			Cash Dec. 31, 1975	537,637.65
Other Statutory Expenditures				Taxes Receivable	97,058.88
CETA And Other Public Employment Programs	53,965.00			Tax Title Liens	2,110.38
MUNICIPAL FUNCTIONS TOTAL	1,036,264.72			Foreclosed Property	
CAPITAL IMPROVEMENTS *MEMO*				Emergencies & Other Deferred Charges	
DEBT SERVICE				State and Federal Aid Receivable	30,754.00
Principal Payments	15,000.00			Other Receivables	
Interest Payments	5,413.75			Total	667,560.91
DEFERRED CHARGES	56,916.87			LIABILITIES, RESERVES, AND SURPLUS	
SCHOOL, COUNTY, SPECIAL DISTRICT TAXES	748,315.77			Cash Liabilities	342,224.29
RESERVE FOR UNCOLLECTED TAXES	98,829.61			Reserves for Receivables	99,169.26
EXPENDITURES TOTAL	1,960,740.72			Surplus Dec. 31, 1975	226,167.36
				Total	667,560.91

0909

Population 1970 13,235
 Population 1975 12,200
 S & P Rating
 Moody Rating A

General Tax Rate Per \$100. 3.36
 State Equalized Tax Rate 2.22

SECAUCUS TOWN — HUDSON COUNTY
 Form of Government:
 Town Council
 Number of Members on Governing Body 7

PER CAPITA: 1,606.39
 Gross Debt 292.87
 Net Debt 28.05
 Debt Service 722.78
 Total Tax Levy 281.84
 Municipal Expenditures

PER CENT: 6.00
 Gross Debt 1.09
 Net Debt 97.73
 Tax Levy Collected
 Tax Levy Cancelled, Abated or Adjusted 49

EXPENDITURES		REVENUES-REALIZED		1975 PROPERTY TAX	
GENERAL GOVERNMENT				STATE EQUALIZED TAX RATE	
Governing Body & Public Boards		1975 Property Taxes Collected	8,618,348.81	Local District School Taxes	.81 3,114,835.50
Municipal Clerk		1975 Payments in Lieu of Taxes		Regional & Consolidated School Tax	
Financial Administration	41,116.00	Delinquent Tax & Lien Collections	99,630.10	School Taxes in Municipal Budget	.03 99,062.17
Assessment of Taxes	23,466.07	Business Personalty Replacement Taxes	461,371.16	County Taxes	.97 3,714,780.16
Collection of Taxes	60,708.73	Taxes from Public Utilities	447,945.16	County Library Taxes	
Planning, Housing & Development	3,374.00	Other Miscellaneous Tax Revenues	116,922.00	Local Municipal Purpose Taxes	.41 1,569,809.73
Human Resources		State Aid Revenues	55,118.14	Veteran & Senior Citizen Taxes	.02 70,030.00
Elections	2,748.00	Federal Aid Revenues	76,051.41	Total Taxes for Rate Computation	2.24 8,568,517.56
General Administration (other)	254,897.60	State and Local Fiscal Assistance Act Utilized	355,673.56	Special District Taxes	
JUDICIARY		Sale of Acquired Property		Bank Stock Taxes	23,416.04
Municipal Courts	40,631.00	Other Miscellaneous Revenues	257,018.83	Added and Omitted Taxes	295,974.76
PUBLIC SAFETY		Total	10,488,089.17	Total Taxes Levied - ABSTRACT	8,817,878.36
Fire Protection	105,268.43	Prior Years Surplus Appropriated	438,000.00	Total Taxes Billed	8,818,108.13
Police Protection	812,508.08	REVENUES TOTAL	10,926,089.17	1975 TAXES COLLECTED	8,618,348.81
Civil Defense & Disaster Control	3,429.00	Reserve For Uncollected Taxes	250,893.70	1975 Taxes Cancelled, Abated or Adjusted	42,880.72
Environmental Inspection & Control	12,400.00	CAPITAL OUTLAY TOTAL	178,964.45	Transfer to Tax Title Liens or Foreclosed	1,127.89
Other Public Safety				Balance Outstanding Dec. 31, 1975	155,750.71
PUBLIC WORKS				PRIOR YEARS TAXES OUTSTANDING	
Streets and Drainage	386,472.14	Public Enterprises		Balance January 1, 1975	269,933.34
Sewers and Sewage Processing	153,391.05	Recreation—Culture	20,950.25	Collected in 1975	94,076.90
Garbage and Trash Disposal	164,370.77	Public Works	158,014.20	Cancelled, Abated or Adjusted 1975	7,119.49
Public Buildings and Grounds	73,875.37	Buildings and Grounds		Transfers to Tax Title Liens or Foreclosed	
Other Public Works		Library and Education		Balance December 31, 1975	168,736.95
HEALTH and WELFARE		Conservation		TAX TITLE LIENS OUTSTANDING	
Health Services Except Environmental	33,614.00	All Other		Balance January 1, 1975	10,062.19
Welfare-Public Assistance	19,854.27	CAPITAL DEBT AUTHORIZED, DECEMBER 31, 1975		Transfer From Taxes	1,127.89
Hospitals, Clinics, First Aid		ISSUED AND UNISSUED GROSS DEBT NET DEBT		Redeemed in 1975	5,553.20
Animal, Insect, & Rodent Control	5,944.71	School 16,025,000		Cancelled, Abated or Adjusted (1975)	
Other Welfare Services		Self-liquidating		Transfers to Foreclosed Property	
RECREATION and CONSERVATION		Other 3,573,000	3,573,000	Balance December 31, 1975	5,636.88
Beaches and Boardwalks		Total 19,598,000	3,573,000	PROPERTY ACQUIRED BY DEED OR	
Parks, Playgrounds, Shade Trees				FORECLOSURE	
Land Reclamation & Conservation	53,914.27	ISSUED AND OUTSTANDING		Balance January 1, 1975	57,950.00
Other Recreational Services	68,620.00	School 16,025,000.00		Transfers From Taxes or Liens	
EDUCATION (excluding schools)		Self-Liquidating		Sale for Cash (1975)	
Libraries	99,918.45	Other 2,723,000.00		Cancelled, Abated or Adjusted (1975)	
Other Educational Services		Total 18,748,000.00		Balance December 31, 1975	57,950.00
STATUTORY EXPENDITURES		EQUALIZED VALUATION BASIS		CURRENT FINANCES DECEMBER 31, 1975	
Pensions & F. I. C. A.	154,966.65	FOR NET DEBT COMPUTATION	326,669,473.00	ASSETS	
Employee Fringe Benefits	70,935.39	REAL PROPERTY VALUATIONS		Cash Dec. 31, 1975	1,869,839.95
Other Statutory Expenditures		Code Class # of Parcels % VAL'N		Taxes Receivable	324,487.66
CETA And Other Public Employment Programs	74,593.37	1 Vacant Land 216 11.39	28,753,600.00	Tax Title Liens	5,636.88
MUNICIPAL FUNCTIONS TOTAL	2,761,017.35	2 Residential 2605 32.76	82,706,800.00	Foreclosed Property	57,950.00
CAPITAL IMPROVEMENTS *MEMO*	282,203.56	3 Farm		Emergencies & Other Deferred Charges	50,902.28
DEBT SERVICE		4a Commercial 146 8.55	21,586,200.00	State and Federal Aid Receivable	90,327.58
Principal Payments	179,202.17	4b Industrial 123 45.97	116,076,300.00	Other Receivables	4,497.56
Interest Payments	162,975.00	4c Apartments 12 1.33	3,359,300.00	Total	2,403,641.91
TYPE I SCHL DEBT *MEMO*	99,062.17	Total 3102	252,482,200.00	LIABILITIES, RESERVES, AND SURPLUS	
DEFERRED CHARGES	84,363.29	Land Area 5.80 Sq. Miles		Cash Liabilities	320,212.45
SCHOOL, COUNTY, SPECIAL DISTRICT TAXES	6,928,677.83	Net Valuation Taxable-Municipal	255,170,556.00	Reserves for Receivables	392,572.10
RESERVE FOR UNCOLLECTED TAXES	250,893.70	Net Valuation Taxable-County	369,104,748.00	Surplus Dec. 31, 1975	1,690,857.36
EXPENDITURES TOTAL	10,367,129.34	State Equalized Valuation	384,626,703.00	Total	2,403,641.91
		State Equalization Ratio	66.34		

1971/3000

* ABOVE DEBT SERVICE INCLUDES TYPE I SCHOOL DEBT

0332

Population 1970 **1,320**
 Population 1975 **1,555**
 S & P Rating
 Moody Rating

General Tax Rate Per \$100. **2.93**
 State Equalized Tax Rate **2.62**

SHAMONG TOWNSHIP — BURLINGTON CO.

Form of Government:
 Township Committee
 Number of Members on Governing Body 3

PER CAPITA:
 Gross Debt **451.55**
 Net Debt
 Debt Service
 Total Tax Levy **482.56**
 Municipal Expenditures **182.01**

PER CENT:
 Gross Debt **3.44**
 Net Debt
 Tax Levy Collected **83.18**
 Tax Levy Cancelled, Abated or Adjusted **.90**

EXPENDITURES		REVENUES-REALIZED		1975 PROPERTY TAX	
GENERAL GOVERNMENT				STATE EQUALIZED TAX RATE	
Governing Body & Public Boards		1975 Property Taxes Collected	642,620.49	Local District School Taxes	1.45 396,268.29
Municipal Clerk		1975 Payments in Lieu of Taxes		Regional & Consolidated School Tax	.56 152,642.86
Financial Administration	5,338.97	Delinquent Tax & Lien Collections	104,887.61	School Taxes in Municipal Budget	
Assessment of Taxes	7,100.00	Business Personalty Replacement Taxes	7,313.31	County Taxes	.55 150,527.10
Collection of Taxes	6,100.00	Taxes from Public Utilities	53,726.09	County Library Taxes	.02 6,208.18
Planning, Housing & Development	8,300.00	Other Miscellaneous Tax Revenues		Local Municipal Purpose Taxes	
Human Resources		State Aid Revenues	2,284.00	Veteran & Senior Citizen Taxes	.03 6,990.00
Elections		Federal Aid Revenues	17,145.16	Total Taxes for Rate Computation	2.61 712,636.43
General Administration (other)	23,250.00	State and Local Fiscal Assistance Act Utilized	21,100.00	Special District Taxes	
JUDICIARY		Sale of Acquired Property		Bank Stock Taxes	
Municipal Courts	6,000.00	Other Miscellaneous Revenues	77,530.74	Added and Omitted Taxes	64,039.83
PUBLIC SAFETY		Total	926,607.40	Total Taxes Levied - ABSTRACT	769,686.26
Fire Protection	14,000.00	Prior Years Surplus Appropriated	100,000.00	Total Taxes Billed	772,568.80
Police Protection	2,900.00	REVENUES TOTAL	1,026,607.40	1975 TAXES COLLECTED	642,620.49
Civil Defense & Disaster Control	900.00	Reserve For Uncollected Taxes	133,400.00	1975 Taxes Cancelled, Abated or Adjusted	6,967.69
Environmental Inspection & Control	5,990.00			Transfer to Tax Title Liens or Foreclosed	4,703.93
Other Public Safety				Balance Outstanding Dec. 31, 1975	118,276.69
PUBLIC WORKS		CAPITAL OUTLAY TOTAL		PRIOR YEARS TAXES OUTSTANDING	
Streets and Drainage	34,376.00	Public Enterprises		Balance January 1, 1975	105,421.92
Sewers and Sewage Processing		Recreation—Culture		Collected in 1975	102,760.30
Garbage and Trash Disposal	2,600.00	Public Works		Cancelled, Abated or Adjusted 1975	805.19
Public Buildings and Grounds	200.00	Buildings and Grounds		Transfers to Tax Title Liens or Foreclosed	806.08
Other Public Works		Library and Education		Balance December 31, 1975	1,050.35
HEALTH and WELFARE		Conservation		TAX TITLE LIENS OUTSTANDING	
Health Services Except Environmental	250.00	All Other		Balance January 1, 1975	9,159.42
Welfare-Public Assistance	3,825.00			Transfer From Taxes	5,610.77
Hospitals, Clinics, First Aid		CAPITAL DEBT AUTHORIZED, DECEMBER 31, 1975		Redeemed in 1975	2,127.31
Animal, Insect, & Rodent Control	1,700.00	ISSUED AND UNISSUED GROSS DEBT NET DEBT		Cancelled, Abated or Adjusted (1975)	
Other Welfare Services		School 720,218		Transfers to Foreclosed Property	
RECREATION and CONSERVATION		Self-liquidating		Balance December 31, 1975	12,642.88
Beaches and Boardwalks		Other		PROPERTY ACQUIRED BY DEED OR	
Parks, Playgrounds, Shade Trees	3,000.00	Total 720,218		FORECLOSURE	
Land Reclamation & Conservation		ISSUED AND OUTSTANDING		Balance January 1, 1975	3,925.00
Other Recreational Services		School 720,218.00		Transfers From Taxes or Liens	
EDUCATION (excluding schools)		Self-Liquidating		Sale for Cash (1975)	
Libraries		Other		Cancelled, Abated or Adjusted (1975)	
Other Educational Services		Total 720,218.00		Balance December 31, 1975	3,925.00
STATUTORY EXPENDITURES		EQUALIZED VALUATION BASIS		CURRENT FINANCES DECEMBER 31, 1975	
Pensions & F. I. C. A.	1,850.00	FOR NET DEBT COMPUTATION	20,962,329.67	ASSETS	
Employee Fringe Benefits		REAL PROPERTY VALUATIONS		Cash Dec. 31, 1975	533,143.39
Other Statutory Expenditures		Code Class # of Parcels % VAL'N		Taxes Receivable	119,327.04
CETA And Other Public Employment Programs	25,820.00	1 Vacant Land 562 24.70	5,874,550.00	Tax Title Liens	12,642.88
MUNICIPAL FUNCTIONS TOTAL	153,499.97	2 Residential 417 55.92	13,301,350.00	Foreclosed Property	3,925.00
CAPITAL IMPROVEMENTS *MEMO	5,000.00	3 Farm 197 13.11	3,117,400.00	Emergencies & Other Deferred Charges	13,638.97
DEBT SERVICE		4a Commercial 38 5.49	1,306,050.00	State and Federal Aid Receivable	2,306.12
Principal Payments		4b Industrial 4 .79	187,750.00	Other Receivables	573.98
Interest Payments		4c Apartments		Total	685,557.38
DEFERRED CHARGES	3,400.00	Total 1218	23,787,100.00	LIABILITIES, RESERVES, AND SURPLUS	
SCHOOL, COUNTY, SPECIAL DISTRICT TAXES	705,646.43	Land Area 46.61 Sq. Miles		Cash Liabilities	280,453.01
RESERVE FOR UNCOLLECTED TAXES	133,400.00	Net Valuation Taxable-Municipal	24,400,935.00	Reserves for Receivables	136,468.90
EXPENDITURES TOTAL	995,946.40	Net Valuation Taxable-County	25,031,704.00	Surplus Dec. 31, 1975	268,635.47
		State Equalized Valuation	27,182,695.00	Total	685,557.38
		State Equalization Ratio	89.53		

0611

Population 1970
Population 1975
S & P Rating
Moody Rating

575
595

General Tax Rate Per \$100.
4.26
State Equalized Tax Rate
4.03

SHILOH BOROUGH — CUMBERLAND COUNTY
Form of Government:
Borough Council
Number of Members on Governing Body 6

PER CAPITA: 374.12
Gross Debt
Net Debt
Debt Service
Total Tax Levy 230.37
Municipal Expenditures 54.98
PER CENT: 6.50
Gross Debt
Net Debt
Tax Levy Collected 89.30
Tax Levy Cancelled, Abated or Adjusted

EXPENDITURES		REVENUES-REALIZED		1975 PROPERTY TAX	
GENERAL GOVERNMENT				STATE EQUALIZED TAX RATE —→	
Governing Body & Public Boards	100.00	1975 Property Taxes Collected		Local District School Taxes	88,260.00
Municipal Clerk		1975 Payments in Lieu of Taxes		Regional & Consolidated School Tax	3,805.91
Financial Administration	2,150.00	Delinquent Tax & Lien Collections		School Taxes in Municipal Budget	
Assessment of Taxes	700.00	Business Personalty Replacement Taxes		County Taxes	44,646.34
Collection of Taxes	800.00	Taxes from Public Utilities		County Library Taxes	
Planning, Housing & Development		Other Miscellaneous Tax Revenues		Local Municipal Purpose Taxes	
Human Resources		State Aid Revenues		Veteran & Senior Citizen Taxes	3,420.00
Elections		Federal Aid Revenues		Total Taxes for Rate Computation	140,132.25
General Administration (other)	2,220.12	State and Local Fiscal Assistance Act Utilized		Special District Taxes	
JUDICIARY		Sale of Acquired Property		Bank Stock Taxes	358.28
Municipal Courts	200.00	Other Miscellaneous Revenues		Added and Omitted Taxes	
PUBLIC SAFETY		Total		Total Taxes Levied - ABSTRACT	137,070.53
Fire Protection	4,371.62	Prior Years Surplus Appropriated		Total Taxes Billed	136,619.75
Police Protection	700.00	REVENUES TOTAL		1975 TAXES COLLECTED	121,999.84
Civil Defense & Disaster Control	30.00	Reserve For Uncollected Taxes		1975 Taxes Cancelled, Abated or Adjusted	
Environmental Inspection & Control	150.00	CAPITAL OUTLAY TOTAL		Transfer to Tax Title Liens or Foreclosed	
Other Public Safety				Balance Outstanding Dec. 31, 1975	14,619.91
PUBLIC WORKS				PRIOR YEARS TAXES OUTSTANDING	
Streets and Drainage	2,500.00	Public Enterprises		Balance January 1, 1975	13,985.19
Sewers and Sewage Processing		Recreation—Culture		Collected in 1975	5,892.53
Garbage and Trash Disposal	3,792.50	Public Works		Cancelled, Abated or Adjusted 1975	
Public Buildings and Grounds	200.00	Buildings and Grounds		Transfers to Tax Title Liens or Foreclosed	
Other Public Works		Library and Education		Balance December 31, 1975	8,092.66
HEALTH and WELFARE		Conservation		TAX TITLE LIENS OUTSTANDING	
Health Services Except Environmental	470.00	All Other		Balance January 1, 1975	
Welfare-Public Assistance		CAPITAL DEBT AUTHORIZED, DECEMBER 31, 1975		Transfer From Taxes	
Hospitals, Clinics, First Aid		ISSUED AND UNISSUED GROSS DEBT		Redeemed in 1975	
Animal, Insect, & Rodent Control		School 222,600		Cancelled, Abated or Adjusted (1975)	
Other Welfare Services		Self-liquidating		Transfers to Foreclosed Property	
RECREATION and CONSERVATION		Other		Balance December 31, 1975	
Beaches and Boardwalks		Total 222,600		PROPERTY ACQUIRED BY DEED OR	
Parks, Playgrounds, Shade Trees		ISSUED AND OUTSTANDING		FORECLOSURE	
Land Reclamation & Conservation		School		Balance January 1, 1975	
Other Recreational Services		Self-Liquidating		Transfers From Taxes or Liens	
EDUCATION (excluding schools)		Other		Sale for Cash (1975)	
Libraries		Total		Cancelled, Abated or Adjusted (1975)	
Other Educational Services		EQUALIZED VALUATION BASIS		Balance December 31, 1975	
STATUTORY EXPENDITURES		FOR NET DEBT COMPUTATION		CURRENT FINANCES DECEMBER 31, 1975	
Pensions & F. I. C. A.	100.00	REAL PROPERTY VALUATIONS		ASSETS	
Employee Fringe Benefits		Code Class # of Parcels % VAL'N		Cash Dec. 31, 1975	45,424.62
Other Statutory Expenditures		1 Vacant Land 17 .69		Taxes Receivable	22,712.57
CETA And Other Public Employment Programs		2 Residential 158 72.15		Tax Title Liens	
MUNICIPAL FUNCTIONS TOTAL	18,484.24	3 Farm 23 18.86		Foreclosed Property	
CAPITAL IMPROVEMENTS * MEMO*	2,000.00	4a Commercial 11 8.30		Emergencies & Other Deferred Charges	1,804.24
DEBT SERVICE		4b Industrial		State and Federal Aid Receivable	960.00
Principal Payments		4c Apartments		Other Receivables	71.70
Interest Payments		Total 209		Total	70,973.13
DEFERRED CHARGES	856.50	Land Area 1.18 Sq. Miles		LIABILITIES, RESERVES, AND SURPLUS	
SCHOOL, COUNTY, SPECIAL DISTRICT TAXES	136,712.25	Net Valuation Taxable-Municipal		Cash Liabilities	27,694.99
RESERVE FOR UNCOLLECTED TAXES	13,371.63	Net Valuation Taxable-County		Reserves for Receivables	22,784.27
EXPENDITURES TOTAL	169,424.62	State Equalized Valuation		Surplus Dec. 31, 1975	20,493.87
		State Equalization Ratio		Total	70,973.13

1528

Population 1970 **1,085**
 Population 1975 **1,195**
 S & P Rating
 Moody Rating

General Tax Rate Per \$100. **1.56**
 State Equalized Tax Rate **1.51**

SHIP BOTTOM BOROUGH — OCEAN COUNTY
 Form of Government:
Borough Council
 Number of Members on Governing Body **6**

PER CAPITA:
 Gross Debt **592.54**
 Net Debt **86.15**
 Debt Service **16.74**
 Total Tax Levy **919.91**
 Municipal Expenditures **746.36**

PER CENT:
 Gross Debt* **1.16**
 Net Debt **.17**
 Tax Levy Collected **93.89**
 Tax Levy Cancelled, Abated
 or Adjusted

EXPENDITURES		REVENUES-REALIZED		1975 PROPERTY TAX	
GENERAL GOVERNMENT				STATE EQUALIZED TAX RATE 1.17	
Governing Body & Public Boards		1975 Property Taxes Collected	1,032,079.70	Local District School Taxes	127,050.12
Municipal Clerk		1975 Payments in Lieu of Taxes		Regional & Consolidated School Tax	235,977.67
Financial Administration	8,200.00	Delinquent Tax & Lien Collections	65,215.34	School Taxes in Municipal Budget	
Assessment of Taxes	7,300.00	Business Personalty Replacement Taxes	16,973.06	County Taxes	278,808.96
Collection of Taxes	13,300.00	Taxes from Public Utilities	104,585.63	County Library Taxes	13,676.19
Planning, Housing & Development	9,000.00	Other Miscellaneous Tax Revenues		Local Municipal Purpose Taxes	434,780.45
Human Resources	1,300.00	State Aid Revenues	2,660.50	Veteran & Senior Citizen Taxes	16,850.00
Elections		Federal Aid Revenues		Total Taxes for Rate Computation	1,107,143.39
General Administration (other)	82,451.56	State and Local Fiscal Assistance Act Utilized	29,368.44	Special District Taxes	
JUDICIARY		Sale of Acquired Property		Bank Stock Taxes	2,519.55
Municipal Courts	12,800.00	Other Miscellaneous Revenues	158,962.46	Added and Omitted Taxes	6,476.13
PUBLIC SAFETY		Total	1,409,845.13	Total Taxes Levied - ABSTRACT	1,099,289.07
Fire Protection	14,400.00	Prior Years Surplus Appropriated	220,000.00	Total Taxes Billed	1,099,289.07
Police Protection	185,025.34	REVENUES TOTAL	1,629,845.13	1975 TAXES COLLECTED	1,032,079.70
Civil Defense & Disaster Control	1,100.00	Reserve For Uncollected Taxes	115,800.00	1975 Taxes Cancelled, Abated or Adjusted	
Environmental Inspection & Control	11,700.00	CAPITAL OUTLAY TOTAL	35,102.91	Transfer to Tax Title Liens or Foreclosed	
Other Public Safety		Public Enterprises	5,244.06	Balance Outstanding Dec. 31, 1975	67,209.37
PUBLIC WORKS		Recreation—Culture		PRIOR YEARS TAXES OUTSTANDING	
Streets and Drainage	156,273.10	Public Works	9,789.69	Balance January 1, 1975	66,187.00
Sewers and Sewage Processing	51,000.00	Buildings and Grounds	20,069.16	Collected in 1975	65,215.34
Garbage and Trash Disposal	35,000.00	Library and Education		Cancelled, Abated or Adjusted 1975	
Public Buildings and Grounds	3,500.00	Conservation		Transfers to Tax Title Liens or Foreclosed	
Other Public Works		All Other		Balance December 31, 1975	971.66
HEALTH and WELFARE		CAPITAL DEBT AUTHORIZED, DECEMBER 31, 1975		TAX TITLE LIENS OUTSTANDING	
Health Services Except Environmental	8,100.00	ISSUED AND UNISSUED		Balance January 1, 1975	1,198.34
Welfare-Public Assistance	1,100.00	School	375,133	Transfer From Taxes	
Hospitals, Clinics, First Aid	1,750.00	Self-Liquidating	230,000	Redeemed in 1975	
Animal, Insect, & Rodent Control	2,800.00	Other	102,953	Cancelled, Abated or Adjusted (1975)	
Other Welfare Services		Total	708,086	Transfers to Foreclosed Property	
RECREATION and CONSERVATION		ISSUED AND OUTSTANDING		Balance December 31, 1975	1,198.34
Beaches and Boardwalks	78,600.00	School	375,133.00	PROPERTY ACQUIRED BY DEED OR	
Parks, Playgrounds, Shade Trees		Self-Liquidating	100,000.00	FORECLOSURE	
Land Reclamation & Conservation	10,200.00	Other	50,000.00	Balance January 1, 1975	25,325.00
Other Recreational Services		Total	525,133.00	Transfers From Taxes or Liens	
EDUCATION (excluding schools)		EQUALIZED VALUATION BASIS		Sale for Cash (1975)	
Libraries	200.00	FOR NET DEBT COMPUTATION	60,843,212.33	Cancelled, Abated or Adjusted (1975)	
Other Educational Services		REAL PROPERTY VALUATIONS		Balance December 31, 1975	25,325.00
STATUTORY EXPENDITURES		Code Class # of Parcels % VAL'N		CURRENT FINANCES DECEMBER 31, 1975	
Pensions & F. I. C. A.	38,000.00	1 Vacant Land 222 6.92	4,858,405.00	ASSETS	
Employee Fringe Benefits	23,000.00	2 Residential 1386 73.17	51,365,455.00	Cash Dec. 31, 1975	773,371.56
Other Statutory Expenditures		3 Farm		Taxes Receivable	68,181.03
CETA and Other Public Employment Programs		4a Commercial 117 16.06	11,275,755.00	Tax Title Liens	1,198.34
MUNICIPAL FUNCTIONS TOTAL	756,100.00	4b Industrial		Foreclosed Property	25,325.00
CAPITAL IMPROVEMENTS * MEMO*	29,000.00	4c Apartments 14 3.85	2,704,339.00	Emergencies & Other Deferred Charges	
DEBT SERVICE		Total 1739	70,203,954.00	State and Federal Aid Receivable	29,612.50
Principal Payments	16,000.00	Land Area .71 Sq. Miles		Other Receivables	7,612.87
Interest Payments	4,000.00	Net Valuation Taxable-Municipal	71,408,636.00	Total	905,301.30
DEFERRED CHARGES		Net Valuation Taxable-County	62,309,032.00	LIABILITIES, RESERVES, AND SURPLUS	
SCHOOL, COUNTY, SPECIAL DISTRICT TAXES	655,512.94	State Equalized Valuation	73,297,467.00	Cash Liabilities	397,909.07
RESERVE FOR UNCOLLECTED TAXES	115,800.00	State Equalization Ratio	97.38	Reserves for Receivables	102,317.24
EXPENDITURES TOTAL	1,547,412.94			Surplus Dec. 31, 1975	405,074.99
				Total	905,301.30

1345

Population 1970 **3,320**
 Population 1975 **3,330**
 S & P Rating
 Moody Rating

General Tax Rate Per \$100. **3.30**
 State Equalized Tax Rate **3.20**

SHREWSBURY BOROUGH — MONMOUTH CO.

Form of Government:

Borough Council

Number of Members on Governing Body 6

PER CAPITA:

Gross Debt **824.35**
 Net Debt **185.55**
 Debt Service **10.59**
 Total Tax Levy **€ 35.23**
 Municipal Expenditures **239.52**

PER CENT:

Gross Debt **4.57**
 Net Debt **1.03**
 Tax Levy Collected **93.75**
 Tax Levy Cancelled, Abated or Adjusted

EXPENDITURES		REVENUES-REALIZED		1975 PROPERTY TAX	
GENERAL GOVERNMENT				STATE EQUALIZED TAX RATE 1.05	
Governing Body & Public Boards		1975 Property Taxes Collected	1,983,113.05	Local District School Taxes	685,610.00
Municipal Clerk		1975 Payments in Lieu of Taxes		Regional & Consolidated School Tax	544,453.19
Financial Administration	3,225.00	Delinquent Tax & Lien Collections	80,056.71	School Taxes in Municipal Budget	
Assessment of Taxes	7,098.00	Business Personalty Replacement Taxes	60,520.02	County Taxes	417,911.06
Collection of Taxes	15,854.00	Taxes from Public Utilities	86,742.43	County Library Taxes	14,799.77
Planning, Housing & Development	3,900.00	Other Miscellaneous Tax Revenues		Local Municipal Purpose Taxes	415,359.61
Human Resources		State Aid Revenues	1,150.00	Veteran & Senior Citizen Taxes	22,100.00
Elections		Federal Aid Revenues	11,153.56	Total Taxes for Rate Computation	2,100,233.63
General Administration (other)	84,755.00	State and Local Fiscal Assistance Act Utilized	23,038.00	Special District Taxes	
JUDICIARY		Sale of Acquired Property		Bank Stock Taxes	9,928.39
Municipal Courts	11,900.00	Other Miscellaneous Revenues	68,373.02	Added and Omitted Taxes	27,270.00
PUBLIC SAFETY		Total	2,314,146.79	Total Taxes Levied - ABSTRACT	2,115,332.02
Fire Protection	25,455.00	Prior Years Surplus Appropriated	111,000.00	Total Taxes Billed	2,115,332.02
Police Protection	223,860.00	REVENUES TOTAL	2,425,146.79	1975 TAXES COLLECTED	1,983,113.05
Civil Defense & Disaster Control	48.67	Reserve For Uncollected Taxes	91,531.00	1975 Taxes Cancelled, Abated or Adjusted	
Environmental Inspection & Control	5,916.00	CAPITAL OUTLAY TOTAL	70,301.57	Transfer to Tax Title Liens or Foreclosed	
Other Public Safety				Balance Outstanding Dec. 31, 1975	132,218.97
PUBLIC WORKS				PRIOR YEARS TAXES OUTSTANDING	
Streets and Drainage	110,963.91	Public Enterprises		Balance January 1, 1975	80,056.74
Sewers and Sewage Processing		Recreation—Culture		Collected in 1975	80,056.71
Garbage and Trash Disposal	30,625.00	Public Works	50,670.68	Cancelled, Abated or Adjusted 1975	
Public Buildings and Grounds	12,040.00	Buildings and Grounds	19,630.89	Transfers to Tax Title Liens or Foreclosed	
Other Public Works	20,130.00	Library and Education		Balance December 31, 1975	.03
HEALTH and WELFARE		Conservation		TAX TITLE LIENS OUTSTANDING	
Health Services Except Environmental	7,775.00	All Other		Balance January 1, 1975	208.87
Welfare-Public Assistance		CAPITAL DEBT AUTHORIZED, DECEMBER 31, 1975		Transfer From Taxes	
Hospitals, Clinics, First Aid		ISSUED AND UNISSUED		Redeemed in 1975	
Animal, Insect, & Rodent Control		School	2,127,186	Cancelled, Abated or Adjusted (1975)	
Other Welfare Services		Self-liquidating		Transfers to Foreclosed Property	
RECREATION and CONSERVATION		Other	617,883	Balance December 31 1975	208.87
Beaches and Boardwalks		Total	2,745,069	PROPERTY ACQUIRED BY DEED OR	
Parks, Playgrounds, Shade Trees	6,960.37	ISSUED AND OUTSTANDING		FORECLOSURE	
Land Reclamation & Conservation	200.00	School	2,127,186.00	Balance January 1, 1975	
Other Recreational Services	1,000.00	Self-Liquidating		Transfers From Taxes or Liens	
EDUCATION (excluding schools)		Other	296,500.00	Sale for Cash (1975)	
Libraries	7,711.05	Total	2,423,686.00	Cancelled, Abated or Adjusted (1975)	
Other Educational Services		EQUALIZED VALUATION BASIS		Balance December 31, 1975	
STATUTORY EXPENDITURES		FOR NET DEBT COMPUTATION	60,041,730.67	CURRENT FINANCES DECEMBER 31, 1975	
Pensions & F. I. C. A.	37,435.00	REAL PROPERTY VALUATIONS		ASSETS	
Employee Fringe Benefits	16,000.00	Code Class # of Parcels % VAL'N		Cash Dec. 31, 1975	522,224.08
Other Statutory Expenditures		1 Vacant Land 114 3.32	2,079,000.00	Taxes Receivable	132,219.00
CETA And Other Public Employment Programs	14,195.00	2 Residential 942 62.55	39,202,900.00	Tax Title Liens	208.87
MUNICIPAL FUNCTIONS TOTAL	647,047.00	3 Farm 4 1.03	642,200.00	Foreclosed Property	
CAPITAL IMPROVEMENTS *MEMO*		4a Commercial 122 33.11	20,754,000.00	Emergencies & Other Deferred Charges	12,660.00
DEBT SERVICE		4b Industrial		State and Federal Aid Receivable	7,893.66
Principal Payments	12,500.00	4c Apartments		Other Receivables	100,410.00
Interest Payments	22,750.00	Total 1182	62,678,100.00	Total	775,615.61
DEFERRED CHARGES	23,788.00	Land Area 2.30 Sq. Miles		LIABILITIES, RESERVES, AND SURPLUS	
SCHOOL, COUNTY, SPECIAL DISTRICT TAXES	1,662,774.02	Net Valuation Taxable-Municipal	63,650,290.00	Cash Liabilities	423,324.24
RESERVE FOR UNCOLLECTED TAXES	91,531.00	Net Valuation Taxable-County	66,569,172.00	Reserves for Receivables	232,837.87
EXPENDITURES TOTAL	2,460,390.02	State Equalized Valuation	65,522,241.00	Surplus Dec. 31, 1975	119,453.50
		State Equalization Ratio	97.10	Total	775,615.61

1346

Population 1970 **1,170**
 Population 1975 **1,250**
 S & P Rating
 Moody Rating

General Tax Rate Per \$100. **4.80**
 State Equalized Tax Rate **5.04**

SHREWSBURY TOWNSHIP — MONMOUTH CO.

Form of Government:

Township Committee

Number of Members on Governing Body 3

PER CAPITA:

Gross Debt **13.58**
 Net Debt
 Debt Service
 Total Tax Levy **81.19**
 Municipal Expenditures **112.18**

PER CENT:

Gross Debt **.93**
 Net Debt
 Tax Levy Collected **95.28**
 Tax Levy Cancelled, Abated
 or Adjusted

EXPENDITURES		REVENUES-REALIZED		1975 PROPERTY TAX	
GENERAL GOVERNMENT				STATE EQUALIZED TAX RATE \rightarrow	
Governing Body & Public Boards		1975 Property Taxes Collected	98,688.08	Local District School Taxes	
Municipal Clerk		1975 Payments in Lieu of Taxes	46,118.68	Regional & Consolidated School Tax 1.83	36,889.48
Financial Administration	4,200.00	Delinquent Tax & Lien Collections	3,522.20	School Taxes in Municipal Budget	
Assessment of Taxes	130.00	Business Personalty Replacement Taxes	749.00	County Taxes	.66
Collection of Taxes	130.00	Taxes from Public Utilities	1,390.59	County Library Taxes	.02
Planning, Housing & Development		Other Miscellaneous Tax Revenues		Local Municipal Purpose Taxes	2.52
Human Resources		State Aid Revenues	207.50	Veteran & Senior Citizen Taxes	
Elections	405.00	Federal Aid Revenues	3,947.45	Total Taxes for Rate Computation 5.03	101,482.97
General Administration (other)	18,350.00	State and Local Fiscal Assistance Act Utilized	10,695.00	Special District Taxes	
JUDICIARY		Sale of Acquired Property		Bank Stock Taxes	
Municipal Courts	3,490.00	Other Miscellaneous Revenues	17,064.17	Added and Omitted Taxes	
PUBLIC SAFETY		Total	182,382.67	Total Taxes Levied - ABSTRACT	101,482.97
Fire Protection	3,450.00	Prior Years Surplus Appropriated	35,000.00	Total Taxes Billed	101,482.97
Police Protection	6,150.00	REVENUES TOTAL	217,382.67	1975 TAXES COLLECTED	96,688.08
Civil Defense & Disaster Control	500.00	Reserve For Uncollected Taxes		1975 Taxes Cancelled, Abated or Adjusted	
Environmental Inspection & Control				Transfer to Tax Title Liens or Foreclosed	
Other Public Safety				Balance Outstanding Dec. 31, 1975	2,794.89
PUBLIC WORKS		CAPITAL OUTLAY TOTAL		PRIOR YEARS TAXES OUTSTANDING	
Streets and Drainage	33,220.00	Public Enterprises		Balance January 1, 1975	3,522.20
Sewers and Sewage Processing	17,100.00	Recreation—Culture		Collected in 1975	3,522.20
Garbage and Trash Disposal	29,040.00	Public Works		Cancelled, Abated or Adjusted 1975	
Public Buildings and Grounds	900.00	Buildings and Grounds		Transfers to Tax Title Liens or Foreclosed	
Other Public Works		Library and Education		Balance December 31, 1975	
HEALTH and WELFARE		Conservation		TAX TITLE LIENS OUTSTANDING	
Health Services Except Environmental	4,735.00	All Other		Balance January 1, 1975	
Welfare-Public Assistance	100.00			Transfer From Taxes	
Hospitals, Clinics, First Aid				Redeemed in 1975	
Animal, Insect, & Rodent Control				Cancelled, Abated or Adjusted (1975)	
Other Welfare Services				Transfers to Foreclosed Property	
RECREATION and CONSERVATION				Balance December 31, 1975	
Beaches and Boardwalks				PROPERTY ACQUIRED BY DEED OR	
Parks, Playgrounds, Shade Trees	2,500.00			FORECLOSURE	
Land Reclamation & Conservation				Balance January 1, 1975	
Other Recreational Services				Transfers From Taxes or Liens	
EDUCATION (excluding schools)				Sale for Cash (1975)	
Libraries				Cancelled, Abated or Adjusted (1975)	
Other Educational Services				Balance December 31, 1975	
STATUTORY EXPENDITURES				CURRENT FINANCES DECEMBER 31, 1975	
Pensions & F. I. C. A.	3,100.00			ASSETS	
Employee Fringe Benefits				Cash Dec. 31, 1975	164,587.19
Other Statutory Expenditures				Taxes Receivable	2,794.89
CETA And Other Public Employment Programs	12,124.00			Tax Title Liens	
MUNICIPAL FUNCTIONS TOTAL	139,624.00			Foreclosed Property	
CAPITAL IMPROVEMENTS * MEMO *	10,000.00			Emergencies & Other Deferred Charges	7,970.00
DEBT SERVICE				State and Federal Aid Receivable	207.50
Principal Payments				Other Receivables	12,604.17
Interest Payments				Total	188,163.75
DEFERRED CHARGES	600.00			LIABILITIES, RESERVES, AND SURPLUS	
SCHOOL, COUNTY, SPECIAL DISTRICT TAXES	50,735.97			Cash Liabilities	51,113.35
RESERVE FOR UNCOLLECTED TAXES				Reserves for Receivables	15,399.06
EXPENDITURES TOTAL	190,959.97			Surplus Dec. 31, 1975	121,651.34
				Total	188,163.75

0431

Population 1970 **6,520**
 Population 1975 **6,940**
 S & P Rating **B88**
 Moody Rating

General Tax Rate Per \$100. **4.87**
 State Equalized Tax Rate **3.56**

SOMERDALE BOROUGH — CAMDEN COUNTY

Form of Government:

Borough Council

Number of Members on Governing Body 6

PER CAPITA:

Gross Debt **200.41**
 Net Debt **107.92**
 Debt Service **6.38**
 Total Tax Levy **266.64**
 Municipal Expenditures **108.27**

PER CENT:

Gross Debt **2.93**
 Net Debt **1.58**
 Tax Levy Collected **93.15**
 Tax Levy Cancelled, Abated or Adjusted **.05**

EXPENDITURES		REVENUES-REALIZED		1975 PROPERTY TAX	
GENERAL GOVERNMENT		STATE EQUALIZED TAX RATE		1.19	
Governing Body & Public Boards		1975 Property Taxes Collected	1,755,520.34	Local District School Taxes	625,896.01
Municipal Clerk		1975 Payments in Lieu of Taxes		Regional & Consolidated School Tax	383,812.22
Financial Administration	7,750.00	Delinquent Tax & Lien Collections	89,773.31	School Taxes in Municipal Budget	
Assessment of Taxes	4,600.00	Business Personalty Replacement Taxes	28,313.49	County Taxes	537,188.92
Collection of Taxes	10,693.00	Taxes from Public Utilities	130,231.76	County Library Taxes	12,383.22
Planning, Housing & Development	2,570.00	Other Miscellaneous Tax Revenues		Local Municipal Purpose Taxes	278,310.83
Human Resources		State Aid Revenues	2,530.80	Veteran & Senior Citizen Taxes	37,290.00
Elections	1,850.00	Federal Aid Revenues	32,838.58	Total Taxes for Rate Computation	1,874,881.20
General Administration (other)	83,789.00	State and Local Fiscal Assistance Act Utilized	59,359.00	Special District Taxes	
JUDICIARY		Sale of Acquired Property	570.00	Bank Stock Taxes	3,189.17
Municipal Courts	6,750.00	Other Miscellaneous Revenues	43,128.28	Added and Omitted Taxes	9,701.09
PUBLIC SAFETY		Total	2,142,265.56	Total Taxes Levied - ABSTRACT	1,850,481.46
Fire Protection	16,300.00	Prior Years Surplus Appropriated	95,000.00	Total Taxes Billed	1,884,582.29
Police Protection	167,111.00	REVENUES TOTAL	2,237,265.56	1975 TAXES COLLECTED	1,755,520.34
Civil Defense & Disaster Control	100.00	Reserve For Uncollected Taxes	142,862.80	1975 Taxes Cancelled, Abated or Adjusted	928.87
Environmental Inspection & Control	1,800.00	CAPITAL OUTLAY TOTAL	26,508.74	Transfer to Tax Title Liens or Foreclosed	10,281.27
Other Public Safety		Public Enterprises	145.00	Balance Outstanding Dec. 31, 1975	117,851.18
PUBLIC WORKS		Recreation—Culture		PRIOR YEARS TAXES OUTSTANDING	
Streets and Drainage	93,350.00	Public Works	24,034.94	Balance January 1, 1975	73,198.90
Sewers and Sewage Processing	46,625.00	Buildings and Grounds	2,328.80	Collected in 1975	71,140.06
Garbage and Trash Disposal	17,224.00	Library and Education		Cancelled, Abated or Adjusted 1975	
Public Buildings and Grounds		Conservation		Transfers to Tax Title Liens or Foreclosed	2,054.40
Other Public Works		All Other		Balance December 31, 1975	4.44
HEALTH and WELFARE		CAPITAL DEBT AUTHORIZED, DECEMBER 31, 1975		TAX TITLE LIENS OUTSTANDING	
Health Services Except Environmental	2,055.00	ISSUED AND UNISSUED		Balance January 1, 1975	33,723.11
Welfare-Public Assistance	3,000.00	School	567,883	Transfer From Taxes	12,598.09
Hospitals, Clinics, First Aid		Self-liquidating	45,360	Redeemed in 1975	18,633.25
Animal, Insect, & Rodent Control		Other	777,635	Cancelled, Abated or Adjusted (1975)	302.94
Other Welfare Services		Total	1,390,878	Transfers to Foreclosed Property	
RECREATION and CONSERVATION		ISSUED AND OUTSTANDING		Balance December 31, 1975	27,385.01
Beaches and Boardwalks		School	567,883.00	PROPERTY ACQUIRED BY DEED OR FORECLOSURE	
Parks, Playgrounds, Shade Trees	680.00	Self-Liquidating	38,500.00	Balance January 1, 1975	24,345.00
Land Reclamation & Conservation	14,030.00	Other	598,275.00	Transfers From Taxes or Liens	
Other Recreational Services		Total	1,204,658.00	Sale for Cash (1975)	570.00
EDUCATION (excluding schools)		EQUALIZED VALUATION BASIS		Cancelled, Abated or Adjusted (1975)	2,850.00
Libraries	6,500.00	FOR NET DEBT COMPUTATION	47,398,962.33	Balance December 31, 1975	20,925.00
Other Educational Services		REAL PROPERTY VALUATIONS		CURRENT FINANCES DECEMBER 31, 1975	
STATUTORY EXPENDITURES		Code Class # of Parcels % VAL'N		ASSETS	
Pensions & F. I. C. A.	25,200.00	1 Vacant Land 207 2.18	831,680.00	Cash Dec. 31, 1975	257,663.05
Employee Fringe Benefits		2 Residential 1541 72.63	27,720,186.00	Taxes Receivable	117,856.25
Other Statutory Expenditures		3 Farm		Tax Title Liens	27,385.01
CETA And Other Public Employment Programs	34,939.26	4a Commercial 99 10.52	4,014,050.00	Foreclosed Property	20,925.00
MUNICIPAL FUNCTIONS		4b Industrial 43 6.25	2,384,825.00	Emergencies & Other Deferred Charges	17,105.00
CAPITAL IMPROVEMENTS	*MEMO*	4c Apartments 7 8.43	3,217,000.00	State and Federal Aid Receivable	6,608.00
DEBT SERVICE		Total 1897	38,167,741.00	Other Receivables	3,239.92
Principal Payments	20,000.00	Land Area 1.36 Sq. Miles		Total	450,782.23
Interest Payments	24,271.50	Net Valuation Taxable-Municipal	38,488,220.00	LIABILITIES, RESERVES, AND SURPLUS	
DEFERRED CHARGES		Net Valuation Taxable-County	49,427,578.00	Cash Liabilities	113,961.23
SCHOOL, COUNTY, SPECIAL DISTRICT TAXES	1,559,280.37	State Equalized Valuation	52,447,959.00	Reserves for Receivables	169,406.18
RESERVE FOR UNCOLLECTED TAXES	142,862.80	State Equalization Ratio	73.22	Surplus Dec. 31, 1975	167,414.82
EXPENDITURES TOTAL	2,310,649.13			Total	450,782.23

0121

Population 1970 **8,055**
 Population 1975 **8,855**
 S & P Rating **B88**
 Moody Rating

General Tax Rate Per \$100. **3.65**
 State Equalized Tax Rate **3.30**

SOMERS POINT CITY — ATLANTIC CO.
 Form of Government:
 City Charter Act (P.L. 1897 c.30)
 Number of Members on Governing Body 7

PER CAPITA:
 Gross Debt **322.96**
 Net Debt **110.99**
 Debt Service **32.76**
 Total Tax Levy **410.17**
 Municipal Expenditures **222.76**

PER CENT:
 Gross Debt **2.99**
 Net Debt **1.03**
 Tax Levy Collected **94.89**
 Tax Levy Cancelled, Abated or Adjusted **.17**

EXPENDITURES		REVENUES-REALIZED		1975 PROPERTY TAX	
GENERAL GOVERNMENT				STATE EQUALIZED TAX RATE	
Governing Body & Public Boards		1975 Property Taxes Collected	3,455,798.97	Local District School Taxes	.96
Municipal Clerk		1975 Payments in Lieu of Taxes		Regional & Consolidated School Tax	.46
Financial Administration	19,862.06	Delinquent Tax & Lien Collections	335,421.61	School Taxes in Municipal Budget	.10
Assessment of Taxes	14,287.94	Business Personalty Replacement Taxes	56,034.34	County Taxes	.81
Collection of Taxes	20,000.00	Taxes from Public Utilities	217,407.01	County Library Taxes	.01
Planning, Housing & Development	6,550.00	Other Miscellaneous Tax Revenues		Local Municipal Purpose Taxes	.88
Human Resources		State Aid Revenues	12,634.00	Veteran & Senior Citizen Taxes	.07
Elections	1,500.00	Federal Aid Revenues	21,885.48	Total Taxes for Rate Computation	3.29
General Administration (other)	109,448.05	State and Local Fiscal Assistance Act Utilized	88,519.25	Special District Taxes	
JUDICIARY		Sale of Acquired Property	16,720.00	Bank Stock Taxes	
Municipal Courts	15,700.00	Other Miscellaneous Revenues	208,640.67	Added and Omitted Taxes	
PUBLIC SAFETY		Total	4,413,061.33	Total Taxes Levied - ABSTRACT	
Fire Protection	62,592.51	Prior Years Surplus Appropriated	15,524.48	Total Taxes Billed	
Police Protection	431,616.91	REVENUES TOTAL	4,428,585.81	1975 TAXES COLLECTED	
Civil Defense & Disaster Control	1,700.00	Reserve For Uncollected Taxes	361,744.31	1975 Taxes Cancelled, Abated or Adjusted	
Environmental Inspection & Control	9,800.00	CAPITAL OUTLAY TOTAL	101,310.00	Transfer to Tax Title Liens or Foreclosed	
Other Public Safety				Balance Outstanding Dec. 31, 1975	
PUBLIC WORKS					
Streets and Drainage	196,606.80	Public Enterprises		PRIOR YEARS TAXES OUTSTANDING	
Sewers and Sewage Processing		Recreation—Culture		Balance January 1, 1975	
Garbage and Trash Disposal	99,733.25	Public Works	101,310.00	Collected in 1975	
Public Buildings and Grounds	24,000.00	Buildings and Grounds		Cancelled, Abated or Adjusted 1975	
Other Public Works	44,000.00	Library and Education		Transfers to Tax Title Liens or Foreclosed	
HEALTH and WELFARE		Conservation		Balance December 31, 1975	
Health Services Except Environmental	4,553.58	All Other		TAX TITLE LIENS OUTSTANDING	
Welfare-Public Assistance	2,500.00	CAPITAL DEBT AUTHORIZED, DECEMBER 31, 1975		Balance January 1, 1975	
Hospitals, Clinics, First Aid	1,500.00	ISSUED AND UNISSUED GROSS DEBT		Transfer From Taxes	
Animal, Insect, & Rodent Control		School	1,877,023	Redeemed in 1975	
Other Welfare Services		Self-Liquidating		Cancelled, Abated or Adjusted (1975)	
RECREATION and CONSERVATION		Other	982,789	Transfers to Foreclosed Property	
Beaches and Boardwalks	3,000.00	Total	2,859,812	Balance December 31, 1975	
Parks, Playgrounds, Shade Trees	19,600.00			PROPERTY ACQUIRED BY DEED OR	
Land Reclamation & Conservation				FORECLOSURE	
Other Recreational Services	19,000.00	ISSUED AND OUTSTANDING		Balance January 1, 1975	
EDUCATION (excluding schools)		School	1,877,023.00	Transfers From Taxes or Liens	
Libraries	13,300.00	Self-Liquidating		Sale for Cash (1975)	
Other Educational Services		Other	962,789.00	Cancelled, Abated or Adjusted (1975)	
STATUTORY EXPENDITURES		Total	2,839,812.00	Balance December 31, 1975	
Pensions & F. I. C. A.	63,000.00	EQUALIZED VALUATION BASIS		CURRENT FINANCES DECEMBER 31, 1975	
Employee Fringe Benefits	19,068.15	FOR NET DEBT COMPUTATION	95,528,847.33	ASSETS	
Other Statutory Expenditures		REAL PROPERTY VALUATIONS		Cash Dec. 31, 1975	
CETA And Other Public Employment Programs	28,061.36	Code Class # of Parcels % VAL'N		Taxes Receivable	
MUNICIPAL FUNCTIONS TOTAL	1,230,980.61	1 Vacant Land 469 3.30		Tax Title Liens	
CAPITAL IMPROVEMENTS * MEMO		2 Residential 2763 62.04		Foreclosed Property	
DEBT SERVICE		3 Farm 1 .23		Emergencies & Other Deferred Charges	
Principal Payments	158,000.00	4a Commercial 182 18.31		State and Federal Aid Receivable	
Interest Payments	132,066.74	4b Industrial		Other Receivables	
TYPE I SCHL DEBT * MEMO	130,750.50	4c Apartments 23 16.13		Total	
DEFERRED CHARGES	89,781.31	Total 3438		LIABILITIES, RESERVES, AND SURPLUS	
SCHOOL, COUNTY, SPECIAL DISTRICT TAXES	2,635,443.66	Land Area 4.08 Sq. Miles		Cash Liabilities	
RESERVE FOR UNCOLLECTED TAXES	361,744.31	Net Valuation Taxable-Municipal	101,380,458.00	Reserves for Receivables	
EXPENDITURES TOTAL	4,608,016.65	Net Valuation Taxable-County	106,255,184.00	Surplus Dec. 31, 1975	
		State Equalized Valuation	111,742,448.00	Total	
		State Equalization Ratio	90.58		

1971-3000

-- ABOVE DEBT SERVICE INCLUDES TYPE I SCHOOL DEBT

1818

Population 1970 13,670
 Population 1975 13,515
 S & P Rating
 Moody Rating A-1

General Tax Rate Per \$100. 3.81
 State Equalized Tax Rate 3.55

SOMERVILLE BOROUGH — SOMERSET CO.

Form of Government:

Borough Council

Number of Members on Governing Body 6

PER CAPITA: 593.16
 Gross Debt 278.92
 Net Debt 20.27
 Debt Service 458.29
 Total Tax Levy 230.94
 Municipal Expenditures

PER CENT: 5.33
 Gross Debt 2.51
 Net Debt 96.81
 Tax Levy Collected
 Tax Levy Cancelled, Abated or Adjusted 66

EXPENDITURES		REVENUES-REALIZED		1975 PROPERTY TAX	
GENERAL GOVERNMENT				STATE EQUALIZED TAX RATE	
Governing Body & Public Boards				Local District School Taxes	2.19
Municipal Clerk				Regional & Consolidated School Tax	
Financial Administration				School Taxes in Municipal Budget	
Assessment of Taxes	14,468.59	1975 Property Taxes Collected	5,996,467.74	County Taxes	.43
Collection of Taxes	41,707.00	1975 Payments in Lieu of Taxes	164,433.79	County Library Taxes	
Planning, Housing & Development	18,880.00	Delinquent Tax & Lien Collections	191,622.09	Local Municipal Purpose Taxes	.89
Human Resources		Business Personality Replacement Taxes	405,193.55	Veteran & Senior Citizen Taxes	.04
Elections	2,321.54	Taxes from Public Utilities		Total Taxes for Rate Computation	3.55
General Administration (other)	293,636.00	Other Miscellaneous Tax Revenues	23,196.49	Special District Taxes	
JUDICIARY		State Aid Revenues		Bank Stock Taxes	24,081.56
Municipal Courts	24,217.00	Federal Aid Revenues		Added and Omitted Taxes	9,852.53
PUBLIC SAFETY		State and Local Fiscal Assistance Act Utilized	182,024.72	Added and Omitted Taxes	
Fire Protection	75,525.56	Sale of Acquired Property	15,900.00	Total Taxes Levied - ABSTRACT	6,193,755.93
Police Protection	667,953.87	Other Miscellaneous Revenues	344,087.81	Total Taxes Billed	6,193,755.93
Civil Defense & Disaster Control	7,272.00	Total	7,322,926.19	1975 TAXES COLLECTED	5,996,467.74
Environmental Inspection & Control	32,780.00	Prior Years Surplus Appropriated	400,000.00	1975 Taxes Cancelled, Abated or Adjusted	40,717.30
Other Public Safety		REVENUES TOTAL	7,722,926.19	Transfer to Tax Title Liens or Foreclosed	7,883.14
PUBLIC WORKS		Reserve For Uncollected Taxes	251,271.73	Balance Outstanding Dec. 31, 1975	148,687.75
Streets and Drainage	284,989.96	CAPITAL OUTLAY TOTAL	248,955.94	PRIOR YEARS TAXES OUTSTANDING	
Sewers and Sewage Processing	403,675.75	Public Enterprises		Balance January 1, 1975	156,420.25
Garbage and Trash Disposal	153,240.24	Recreation—Culture		Collected in 1975	150,289.92
Public Buildings and Grounds	59,535.33	Public Works	220,175.97	Cancelled, Abated or Adjusted 1975	
Other Public Works		Buildings and Grounds	28,779.97	Transfers to Tax Title Liens or Foreclosed	1,503.91
HEALTH and WELFARE		Library and Education		Balance December 31, 1975	4,621.43
Health Services Except Environmental	60,043.25	Conservation		TAX TITLE LIENS OUTSTANDING	
Welfare—Public Assistance	9,375.00	All Other		Balance January 1, 1975	22,683.03
Hospitals, Clinics, First Aid		CAPITAL DEBT AUTHORIZED, DECEMBER 31, 1975		Transfer From Taxes	6,287.51
Animal, Insect, & Rodent Control	2,000.00	ISSUED AND UNISSUED		Redeemed in 1975	14,143.87
Other Welfare Services		School	4,247,000	Cancelled, Abated or Adjusted (1975)	
RECREATION and CONSERVATION		Self-liquidating		Transfers to Foreclosed Property	11,080.43
Beaches and Boardwalks	63,797.57	Other	3,769,617	Balance December 31, 1975	3,746.24
Parks, Playgrounds, Shade Trees		Total	8,016,617	PROPERTY ACQUIRED BY DEED OR	
Land Reclamation & Conservation		ISSUED AND OUTSTANDING		FORECLOSURE	
Other Recreational Services	57,633.23	School	4,247,000.00	Balance January 1, 1975	68,273.20
EDUCATION (excluding schools)		Self-Liquidating		Transfers From Taxes or Liens	14,326.80
Libraries	87,000.00	Other	3,209,000.00	Sale for Cash (1975)	
Other Educational Services		Total	7,456,000.00	Cancelled, Abated or Adjusted (1975)	15,900.00
STATUTORY EXPENDITURES		EQUALIZED VALUATION BASIS		Balance December 31, 1975	66,700.00
Pensions & F. I. C. A.	182,145.00	FOR NET DEBT COMPUTATION	150,411,946.67	CURRENT FINANCES DECEMBER 31, 1975	
Employee Fringe Benefits	42,786.05	REAL PROPERTY VALUATIONS		ASSETS	
Other Statutory Expenditures		Code Class # of Parcels % VAL'N	ASSESSED VALUATION	Cash Dec. 31, 1975	554,302.98
CETA And Other Public Employment Programs		1 Vacant Land 127 1.14	1,773,300.00	Taxes Receivable	153,309.18
MUNICIPAL FUNCTIONS TOTAL	2,585,084.00	2 Residential 2658 63.68	99,363,300.00	Tax Title Liens	3,746.24
CAPITAL IMPROVEMENTS *MEMO*		3 Farm		Foreclosed Property	66,700.00
DEBT SERVICE		4a Commercial 346 21.25	33,154,500.00	Emergencies & Other Deferred Charges	24,650.00
Principal Payments	138,000.00	4b Industrial 17 4.27	6,662,600.00	State and Federal Aid Receivable	15,000.00
Interest Payments	136,000.00	4c Apartments 28 9.66	15,073,900.00	Other Receivables	2,742.46
DEFERRED CHARGES	10,750.00	Total 3176	156,027,600.00	Total	820,450.86
SCHOOL, COUNTY, SPECIAL DISTRICT TAXES	4,591,474.99	Land Area 2.30 Sq. Miles		LIABILITIES, RESERVES, AND SURPLUS	
RESERVE FOR UNCOLLECTED TAXES	251,271.73	Net Valuation Taxable-Municipal	163,645,097.00	Cash Liabilities	196,772.83
EXPENDITURES TOTAL	7,712,580.72	Net Valuation Taxable-County	166,317,972.00	Reserves for Receivables	226,497.88
		State Equalized Valuation	174,818,328.00	Surplus Dec. 31, 1975	397,180.15
		State Equalization Ratio	93.36	Total	820,450.86

1220

Population 1970 **9,370**
 Population 1975 **9,715**
 S & P Rating
 Moody Rating **BAA-1**

General Tax Rate Per \$100. **3.49**
 State Equalized Tax Rate **2.11**

SOUTH AMBOY CITY — MIDDLESEX COUNTY

Form of Government:
 Mayor-Council Plan D (OMCL50)
 Number of Members on Governing Body 5

PER CAPITA:
 Gross Debt **122.92**
 Net Debt **97.62**
 Debt Service **15.15**
 Total Tax Levy **194.45**
 Municipal Expenditures **208.94**

PER CENT:
 Gross Debt **1.35**
 Net Debt **1.07**
 Tax Levy Collected **94.33**
 Tax Levy Cancelled, Abated or Adjusted **.31**

EXPENDITURES		REVENUES-REALIZED		1975 PROPERTY TAX	
GENERAL GOVERNMENT				STATE EQUALIZED TAX RATE	
Governing Body & Public Boards	5,500.00	1975 Property Taxes Collected	1,784,409.89	Local District School Taxes	1.44
Municipal Clerk		1975 Payments in Lieu of Taxes		Regional & Consolidated School Tax	
Financial Administration	20,514.00	Delinquent Tax & Lien Collections	75,386.14	School Taxes in Municipal Budget	.05
Assessment of Taxes	6,750.00	Business Personalty Replacement Taxes	39,974.47	County Taxes	.54
Collection of Taxes	15,964.00	Taxes from Public Utilities	1,705,432.70	County Library Taxes	
Planning, Housing & Development	5,800.00	Other Miscellaneous Tax Revenues		Local Municipal Purpose Taxes	.01
Human Resources	3,500.00	State Aid Revenues	103,946.51	Veteran & Senior Citizen Taxes	.07
Elections	2,670.00	Federal Aid Revenues		Total Taxes for Rate Computation	2.11
General Administration (other)	191,306.00	State and Local Fiscal Assistance Act Utilized	195,456.91	Special District Taxes	
JUDICIARY		Sale of Acquired Property		Bank Stock Taxes	12,630.14
Municipal Courts	12,133.00	Other Miscellaneous Revenues	124,742.09	Added and Omitted Taxes	2,419.98
PUBLIC SAFETY		Total	4,029,348.71	Total Taxes Levied - ABSTRACT	1,889,063.87
Fire Protection	73,658.36	Prior Years Surplus Appropriated	175,000.00	Total Taxes Billed	1,891,588.41
Police Protection	487,567.26	REVENUES TOTAL	4,204,348.71	1975 TAXES COLLECTED	1,784,409.89
Civil Defense & Disaster Control	700.00	Reserve For Uncollected Taxes	132,394.90	1975 Taxes Cancelled, Abated or Adjusted	5,833.53
Environmental Inspection & Control	3,950.00	CAPITAL OUTLAY TOTAL	10,445.86	Transfer to Tax Title Liens or Foreclosed	
Other Public Safety				Balance Outstanding Dec. 31, 1975	101,344.99
PUBLIC WORKS				PRIOR YEARS TAXES OUTSTANDING	
Streets and Drainage	210,856.26	Public Enterprises		Balance January 1, 1975	176,482.33
Sewers and Sewage Processing	103,689.30	Recreation—Culture	10,279.20	Collected in 1975	75,071.41
Garbage and Trash Disposal	116,000.00	Public Works		Cancelled, Abated or Adjusted 1975	
Public Buildings and Grounds	136,097.91	Buildings and Grounds	166.66	Transfers to Tax Title Liens or Foreclosed	
Other Public Works	2,300.00	Library and Education		Balance December 31, 1975	101,410.92
HEALTH and WELFARE		Conservation		TAX TITLE LIENS OUTSTANDING	
Health Services Except Environmental	41,508.40	All Other		Balance January 1, 1975	19,766.50
Welfare-Public Assistance	4,900.00	CAPITAL DEBT AUTHORIZED, DECEMBER 31, 1975		Transfer From Taxes	
Hospitals, Clinics, First Aid	5,500.00	ISSUED AND UNISSUED GROSS DEBT		Redeemed in 1975	314.73
Animal, Insect, & Rodent Control	2,600.00	School	223,000	Cancelled, Abated or Adjusted (1975)	
Other Welfare Services		Self-liquidating	104,000	Transfers to Foreclosed Property	
RECREATION and CONSERVATION		Other	867,150	Balance December 31, 1975	19,451.77
Beaches and Boardwalks		Total	1,194,150	PROPERTY ACQUIRED BY DEED OR	
Parks, Playgrounds, Shade Trees	59,070.00	ISSUED AND OUTSTANDING		FORECLOSURE	
Land Reclamation & Conservation		School	219,000.00	Balance January 1, 1975	6,170.00
Other Recreational Services	6,250.00	Self-Liquidating	104,000.00	Transfers From Taxes or Liens	
EDUCATION (excluding schools)		Other	861,000.00	Sale for Cash (1975)	
Libraries	32,770.00	Total	1,184,000.00	Cancelled, Abated or Adjusted (1975)	
Other Educational Services		EQUALIZED VALUATION BASIS		Balance December 31, 1975	6,170.00
STATUTORY EXPENDITURES		FOR NET DEBT COMPUTATION	88,276,277.67	CURRENT FINANCES DECEMBER 31, 1975	
Pensions & F. I. C. A.	96,100.00	REAL PROPERTY VALUATIONS		ASSETS	
Employee Fringe Benefits	34,000.00	Code Class # of Parcels % VAL'N		Cash Dec. 31, 1975	1,404,413.57
Other Statutory Expenditures		1 Vacant Land 145 2.06		Taxes Receivable	202,755.91
CETA And Other Public Employment Programs		2 Residential 2129 71.93		Tax Title Liens	19,451.77
MUNICIPAL FUNCTIONS TOTAL	1,681,654.49	3 Farm		Foreclosed Property	6,170.00
CAPITAL IMPROVEMENTS	10,000.00	4a Commercial 156 9.93		Emergencies & Other Deferred Charges	77,023.96
DEBT SERVICE		4b Industrial 14 14.54		State and Federal Aid Receivable	18,612.39
Principal Payments	89,000.00	4c Apartments 7 1.54		Other Receivables	15,538.44
Interest Payments	58,166.60	Total 2451		Total	1,743,966.04
TYPE I SCHL DEBT - MEMO	27,328.00	Land Area 1.45 Sq. Miles		LIABILITIES, RESERVES, AND SURPLUS	
DEFERRED CHARGES	68,665.43	Net Valuation Taxable-Municipal	55,609,120.00	Cash Liabilities	323,527.21
SCHOOL, COUNTY, SPECIAL DISTRICT TAXES	1,866,742.28	Net Valuation Taxable-County	91,808,682.00	Reserves for Receivables	243,916.12
RESERVE FOR UNCOLLECTED TAXES	132,394.90	State Equalized Valuation	96,568,251.00	Surplus Dec. 31, 1975	1,176,522.71
EXPENDITURES TOTAL	3,896,623.70	State Equalization Ratio	60.55	Total	1,743,966.04

1971-3000

, ABOVE DEBT SERVICE INCLUDES TYPE I SCHOOL DEBT

1347

Population 1970 **1,490**
 Population 1975 **1,480**
 S & P Rating
 Moody Rating

General Tax Rate Per \$100. **4.30**
 State Equalized Tax Rate **3.17**

SOUTH BELMAR BOROUGH — MONMOUTH CO.

Form of Government:

Borough Council

Number of members on Governing Body 6

PER CAPITA:

Gross Debt **128.18**
 Net Debt **128.18**
 Debt Service
 Total Tax Levy **394.61**
 Municipal Expenditures **237.79**

PER CENT:

Gross Debt **1.07**
 Net Debt **1.07**
 Tax Levy Collected **93.20**
 Tax Levy Cancelled, Abated or Adjusted **.01**

EXPENDITURES		REVENUES-REALIZED		1975 PROPERTY TAX	
GENERAL GOVERNMENT				STATE EQUALIZED TAX RATE — 1.39	
Governing Body & Public Boards		1975 Property Taxes Collected	549,079.56	Local District School Taxes	262,389.00
Municipal Clerk		1975 Payments in Lieu of Taxes		Regional & Consolidated School Tax	
Financial Administration	5,202.51	Delinquent Tax & Lien Collections	39,486.77	School Taxes in Municipal Budget	
Assessment of Taxes	2,703.85	Business Personalty Replacement Taxes	6,155.17	County Taxes	120,567.29
Collection of Taxes	5,137.50	Taxes from Public Utilities	29,858.92	County Library Taxes	4,269.74
Planning, Housing & Development		Other Miscellaneous Tax Revenues		Local Municipal Purpose Taxes	196,167.43
Human Resources	4,862.34	State Aid Revenues	424.50	Veteran & Senior Citizen Taxes	16,140.00
Elections	300.00	Federal Aid Revenues	10,719.79	Total Taxes for Rate Computation	599,533.46
General Administration (other)	30,859.95	State and Local Fiscal Assistance Act Utilized	26,825.43	Special District Taxes	
JUDICIARY		Sale of Acquired Property		Bank Stock Taxes	632.57
Municipal Courts	9,150.00	Other Miscellaneous Revenues	44,649.78	Added and Omitted Taxes	
PUBLIC SAFETY		Total	707,199.92	Total Taxes Levied - ABSTRACT	584,026.03
Fire Protection	5,855.48	Prior Years Surplus Appropriated	50,000.00	Total Taxes Billed	589,126.03
Police Protection	110,648.08	REVENUES TOTAL	757,199.92	1975 TAXES COLLECTED	549,079.56
Civil Defense & Disaster Control		Reserve For Uncollected Taxes	50,308.00	1975 Taxes Cancelled, Abated or Adjusted	64.50
Environmental Inspection & Control		CAPITAL OUTLAY TOTAL	96,516.91	Transfer to Tax Title Liens or Foreclosed	863.40
Other Public Safety				Balance Outstanding Dec. 31, 1975	39,118.57
PUBLIC WORKS				PRIOR YEARS TAXES OUTSTANDING	
Streets and Drainage	43,259.20	Public Enterprises	20,427.50	Balance January 1, 1975	20,320.27
Sewers and Sewage Processing		Recreation—Culture		Collected in 1975	19,101.67
Garbage and Trash Disposal	29,962.13	Public Works		Cancelled, Abated or Adjusted 1975	
Public Buildings and Grounds	9,263.06	Buildings and Grounds	76,089.41	Transfers to Tax Title Liens or Foreclosed	
Other Public Works		Library and Education		Balance December 31, 1975	1,218.60
HEALTH and WELFARE		Conservation		TAX TITLE LIENS OUTSTANDING	
Health Services Except Environmental	3,281.03	All Other		Balance January 1, 1975	21,816.28
Welfare-Public Assistance	991.78	CAPITAL DEBT AUTHORIZED, DECEMBER 31, 1975		Transfer From Taxes	863.40
Hospitals, Clinics, First Aid		ISSUED AND UNISSUED GROSS DEBT		Redeemed in 1975	20,385.10
Animal, Insect, & Rodent Control		School	72,687	Cancelled, Abated or Adjusted (1975)	
Other Welfare Services		Self-liquidating	117,020	Transfers to Foreclosed Property	
RECREATION and CONSERVATION		Other	189,707	Balance December 31, 1975	2,294.58
Beaches and Boardwalks		Total	189,707	PROPERTY ACQUIRED BY DEED OR	
Parks, Playgrounds, Shade Trees		ISSUED AND OUTSTANDING		FORECLOSURE	
Land Reclamation & Conservation		School		Balance January 1, 1975	1,270.00
Other Recreational Services	625.00	Self-Liquidating	25,000.00	Transfers From Taxes or Liens	
EDUCATION (excluding schools)		Other		Sale for Cash (1975)	
Libraries		Total	25,000.00	Cancelled, Abated or Adjusted (1975)	
Other Educational Services		EQUALIZED VALUATION BASIS		Balance December 31, 1975	1,270.00
STATUTORY EXPENDITURES		FOR NET DEBT COMPUTATION	17,762,752.67	CURRENT FINANCES DECEMBER 31, 1975	
Pensions & F. I. C. A.	15,602.11	REAL PROPERTY VALUATIONS		ASSETS	
Employee Fringe Benefits	7,277.98	Code Class # of Parcels % VAL'N		Cash Dec. 31, 1975	137,266.04
Other Statutory Expenditures		1 Vacant Land 68 1.53	211,900.00	Taxes Receivable	40,337.17
CETA And Other Public Employment Programs	13,923.00	2 Residential 764 83.33	11,504,200.00	Tax Title Liens	2,294.58
MUNICIPAL FUNCTIONS TOTAL	298,905.00	3 Farm		Foreclosed Property	1,270.00
CAPITAL IMPROVEMENTS *MEMO*	3,000.00	4a Commercial 40 11.04	1,523,550.00	Emergencies & Other Deferred Charges	9,120.00
DEBT SERVICE		4b Industrial 3 1.36	187,700.00	State and Federal Aid Receivable	21,530.99
Principal Payments		4c Apartments 1 2.74	378,900.00	Other Receivables	1,905.49
Interest Payments		Total 876	13,806,250.00	Total	213,724.27
DEFERRED CHARGES	2,710.00	Land Area .20 Sq. Miles		LIABILITIES, RESERVES, AND SURPLUS	
SCHOOL, COUNTY, SPECIAL DISTRICT TAXES	387,226.03	Net Valuation Taxable-Municipal	13,955,208.00	Cash Liabilities	68,430.92
RESERVE FOR UNCOLLECTED TAXES	50,308.00	Net Valuation Taxable-County	19,201,848.00	Reserves for Receivables	45,807.24
EXPENDITURES TOTAL	739,149.03	State Equalized Valuation	18,864,222.00	Surplus Dec. 31, 1975	99,486.11
		State Equalization Ratio	73.77	Total	213,724.27

1819

Population 1970 **4,530**
 Population 1975 **4,840**
 S & P Rating
 Moody Rating

General Tax Rate Per \$100. **5.83**
 State Equalized Tax Rate **3.21**

**SOUTH BOUND BROOK BOROUGH —
 SOMERSET COUNTY**

Form of Government:
 Borough Council
 Number of members on Governing Body 6

PER CAPITA:
 Gross Debt **136.79**
 Net Debt **45.47**
 Debt Service **6.79**
 Total Tax Levy **305.28**
 Municipal Expenditures **120.70**

PER CENT:
 Gross Debt **1.59**
 Net Debt **.53**
 Tax Levy Collected **97.70**
 Tax Levy Cancelled, Abated or Adjusted **.14**

EXPENDITURES		REVENUES-REALIZED		1975 PROPERTY TAX	
GENERAL GOVERNMENT				STATE EQUALIZED TAX RATE →	
Governing Body & Public Boards		1975 Property Taxes Collected	1,444,779.18	Local District School Taxes 2.22	1,035,081.25
Municipal Clerk		1975 Payments in Lieu of Taxes		Regional & Consolidated School Tax	
Financial Administration	3,100.00	Delinquent Tax & Lien Collections	29,797.06	School Taxes in Municipal Budget	
Assessment of Taxes	4,550.00	Business Personalty Replacement Taxes	68,980.54	County Taxes	.46 214,389.85
Collection of Taxes	13,769.15	Taxes from Public Utilities	88,082.24	County Library Taxes	.02 11,180.04
Planning, Housing & Development	1,880.00	Other Miscellaneous Tax Revenues		Local Municipal Purpose Taxes	.46 213,716.81
Human Resources	1,250.00	State Aid Revenues	1,617.50	Veteran & Senior Citizen Taxes	.05 24,270.00
Elections	550.00	Federal Aid Revenues		Total Taxes for Rate Computation	3.21 1,498,637.95
General Administration (other)	38,169.19	State and Local Fiscal Assistance Act Utilized	63,774.24	Special District Taxes	
JUDICIARY		Sale of Acquired Property		Bank Stock Taxes	1,320.28
Municipal Courts	4,520.00	Other Miscellaneous Revenues	39,452.84	Added and Omitted Taxes	1,865.60
PUBLIC SAFETY		Total	1,736,483.60	Total Taxes Levied - ABSTRACT	1,477,553.83
Fire Protection	23,425.00	Prior Years Surplus Appropriated	100,000.00	Total Taxes Billed	1,478,755.54
Police Protection	151,500.00	REVENUES TOTAL	1,836,483.60	1975 TAXES COLLECTED	1,444,779.18
Civil Defense & Disaster Control	650.00	Reserve For Uncollected Taxes	74,481.70	1975 Taxes Cancelled, Abated or Adjusted	2,014.89
Environmental Inspection & Control	3,990.00	CAPITAL OUTLAY TOTAL	62,359.25	Transfer to Tax Title Liens or Foreclosed	2,681.80
Other Public Safety		Public Enterprises		Balance Outstanding Dec. 31, 1975	29,279.67
PUBLIC WORKS		Recreation—Culture		PRIOR YEARS TAXES OUTSTANDING	
Streets and Drainage	52,256.87	Public Works	62,359.25	Balance January 1, 1975	30,348.80
Sewers and Sewage Processing	68,500.00	Buildings and Grounds		Collected in 1975	27,263.91
Garbage and Trash Disposal	41,556.13	Library and Education		Cancelled, Abated or Adjusted 1975	
Public Buildings and Grounds	8,600.00	Conservation		Transfers to Tax Title Liens or Foreclosed	853.69
Other Public Works		All Other		Balance December 31, 1975	2,231.20
HEALTH and WELFARE		CAPITAL DEBT AUTHORIZED, DECEMBER 31, 1975		TAX TITLE LIENS OUTSTANDING	
Health Services Except Environmental	6,662.00	ISSUED AND UNISSUED GROSS DEBT		Balance January 1, 1975	5,957.66
Welfare-Public Assistance	1,900.00	School	427,000	Transfer From Taxes	3,958.19
Hospitals, Clinics, First Aid	250.00	Self-liquidating		Redeemed in 1975	2,533.15
Animal, Insect, & Rodent Control		Other	235,070	Cancelled, Abated or Adjusted (1975)	
Other Welfare Services		Total	662,070	Transfers to Foreclosed Property	
RECREATION and CONSERVATION		ISSUED AND OUTSTANDING		Balance December 31, 1975	7,382.70
Beaches and Boardwalks		School	427,000.00	PROPERTY ACQUIRED BY DEED OR FORECLOSURE	
Parks, Playgrounds, Shade Trees	5,187.00	Self-liquidating		Balance January 1, 1975	11,460.00
Land Reclamation & Conservation	300.00	Other	229,070.00	Transfers From Taxes or Liens	
Other Recreational Services	5,000.00	Total	656,070.00	Sale for Cash (1975)	
EDUCATION (excluding schools)		EQUALIZED VALUATION BASIS		Cancelled, Abated or Adjusted (1975)	
Libraries		FOR NET DEBT COMPUTATION	41,678,786.00	Balance December 31, 1975	11,460.00
Other Educational Services		REAL PROPERTY VALUATIONS		CURRENT FINANCES DECEMBER 31, 1975	
STATUTORY EXPENDITURES		Code Class # of Parcels % VAL'N		ASSETS	
Pensions & F. I. C. A.	26,900.00	1 Vacant Land 69 1.05	267,000.00	Cash Dec. 31, 1975	144,115.91
Employee Fringe Benefits	7,461.66	2 Residential 1031 74.38	18,911,400.00	Taxes Receivable	31,510.87
Other Statutory Expenditures		3 Farm		Tax Title Liens	7,382.70
CETA And Other Public Employment Programs		4a Commercial 31 5.89	1,498,400.00	Foreclosed Property	11,480.00
MUNICIPAL FUNCTIONS TOTAL	471,927.00	4b Industrial 9 8.66	2,201,600.00	Emergencies & Other Deferred Charges	3,000.00
CAPITAL IMPROVEMENTS *MEMO*	5,000.00	4c Apartments 6 10.02	2,547,100.00	State and Federal Aid Receivable	
DEBT SERVICE		Total 1146	25,425,500.00	Other Receivables	9,101.79
Principal Payments	19,600.00	Land Area .70 Sq. Miles		Total	206,571.27
Interest Payments	13,250.00	Net Valuation Taxable-Municipal	25,722,241.00	LIABILITIES, RESERVES, AND SURPLUS	
DEFERRED CHARGES	4,916.21	Net Valuation Taxable-County	46,550,315.00	Cash Liabilities	47,141.04
SCHOOL, COUNTY, SPECIAL DISTRICT TAXES	1,260,651.14	State Equalized Valuation	46,467,516.00	Reserves for Receivables	59,455.36
RESERVE FOR UNCOLLECTED TAXES	74,481.70	State Equalization Ratio	55.07	Surplus Dec. 31, 1975	99,974.87
EXPENDITURES TOTAL	1,844,826.05			Total	206,571.27

1221

Population 1970 14,090
 Population 1975 15,300
 S & P Rating A+
 Moody Rating A-1

General Tax Rate Per \$100. 3.28
 State Equalized Tax Rate 3.13

SOUTH BRUNSWICK TOWNSHIP — MIDDLESEX COUNTY

Form of Government:
 Township Committee
 Number of Members on Governing Body 5

PER CAPITA:
 Gross Debt 1,574.22
 Net Debt 505.44
 Debt Service 12.93
 Total Tax Levy 591.05
 Municipal Expenditures 214.65

PER CENT:
 Gross Debt 9.62
 Net Debt 3.09
 Tax Levy Collected 96.18
 Tax Levy Cancelled, Abated or Adjusted .31

EXPENDITURES		REVENUES-REALIZED		1975 PROPERTY TAX	
GENERAL GOVERNMENT				STATE EQUALIZED TAX RATE \rightarrow 2.40	
Governing Body & Public Boards		1975 Property Taxes Collected	8,698,691.42	Local District School Taxes	6,882,875.41
Municipal Clerk		1975 Payments in Lieu of Taxes		Regional & Consolidated School Tax	
Financial Administration	37,181.00	Delinquent Tax & Lien Collections	448,225.27	School Taxes in Municipal Budget	
Assessment of Taxes	37,386.00	Business Personalty Replacement Taxes	464,163.63	County Taxes	1,716,082.45
Collection of Taxes	50,003.00	Taxes from Public Utilities	1,157,884.46	County Library Taxes	
Planning, Housing & Development	63,806.00	Other Miscellaneous Tax Revenues		Local Municipal Purpose Taxes	326,379.93
Human Resources	1,250.00	State Aid Revenues	32,172.01	Veteran & Senior Citizen Taxes	70,770.00
Elections	2,976.00	Federal Aid Revenues	4,998.00	Total Taxes for Rate Computation	8,996,107.79
General Administration (other)	308,363.00	State and Local Fiscal Assistance Act Utilized	157,213.00	Special District Taxes	
JUDICIARY		Sale of Acquired Property		Bank Stock Taxes	3,610.91
Municipal Courts	40,719.00	Other Miscellaneous Revenues	400,605.08	Added and Omitted Taxes	114,090.88
PUBLIC SAFETY		Total	11,363,952.87	Total Taxes Levied - ABSTRACT	9,043,039.58
Fire Protection	88,203.00	Prior Years Surplus Appropriated	690,000.00	Total Taxes Billed	9,044,235.45
Police Protection	680,737.00	REVENUES TOTAL	12,053,952.87	1975 TAXES COLLECTED	8,698,691.42
Civil Defense & Disaster Control	4,390.00	Reserve For Uncollected Taxes	350,180.00	1975 Taxes Cancelled, Abated or Adjusted	27,864.21
Environmental Inspection & Control	45,974.00	CAPITAL OUTLAY TOTAL	2,563,909.70	Transfer to Tax Title Liens or Foreclosed	6,991.44
Other Public Safety				Balance Outstanding Dec. 31, 1975	310,688.38
PUBLIC WORKS				PRIOR YEARS TAXES OUTSTANDING	
Streets and Drainage	654,306.00	Public Enterprises	836,800.55	Balance January 1, 1975	472,672.49
Sewers and Sewage Processing		Recreation—Culture		Collected in 1975	437,752.35
Garbage and Trash Disposal	26,785.00	Public Works	1,282,565.90	Cancelled, Abated or Adjusted 1975	6,510.36
Public Buildings and Grounds	44,990.00	Buildings and Grounds	444,543.25	Transfers to Tax Title Liens or Foreclosed	7,938.18
Other Public Works		Library and Education		Balance December 31, 1975	20,471.60
HEALTH and WELFARE		Conservation		TAX TITLE LIENS OUTSTANDING	
Health Services Except Environmental	34,346.00	All Other		Balance January 1, 1975	10,708.73
Welfare-Public Assistance	38,263.00	CAPITAL DEBT AUTHORIZED, DECEMBER 31, 1975		Transfer From Taxes	16,007.11
Hospitals, Clinics, First Aid		ISSUED AND UNISSUED		Redeemed in 1975	10,472.92
Animal, Insect, & Rodent Control	5,925.00	School	7,407,000	Cancelled, Abated or Adjusted (1975)	
Other Welfare Services		Self-liquidating	8,945,250	Transfers to Foreclosed Property	
RECREATION and CONSERVATION		Other	7,733,262	Balance December 31, 1975	16,242.92
Beaches and Boardwalks		Total	24,085,512	PROPERTY ACQUIRED BY DEED OR	
Parks, Playgrounds, Shade Trees	23,615.00			FORECLOSURE	
Land Reclamation & Conservation	1,095.00	ISSUED AND OUTSTANDING		Balance January 1, 1975	734,750.00
Other Recreational Services	117,889.00	School	7,407,000.00	Transfers From Taxes or Liens	
EDUCATION (excluding schools)		Self-Liquidating	7,712,000.00	Sale for Cash (1975)	
Libraries	133,881.00	Other	5,713,967.00	Cancelled, Abated or Adjusted (1975)	
Other Educational Services		Total	20,832,967.00	Balance December 31, 1975	734,750.00
STATUTORY EXPENDITURES		EQUALIZED VALUATION BASIS		CURRENT FINANCES DECEMBER 31, 1975	
Pensions & F. I. C. A.	153,687.00	FOR NET DEBT COMPUTATION	250,403,457.00	ASSETS	
Employee Fringe Benefits	72,700.00	REAL PROPERTY VALUATIONS		Cash Dec. 31, 1975	1,012,234.65
Other Statutory Expenditures		Code Class # of Parcels % VAL'N		Taxes Receivable	331,159.98
CETA And Other Public Employment Programs		1 Vacant Land 633 6.08	16,355,700.00	Tax Title Liens	16,242.92
MUNICIPAL FUNCTIONS TOTAL	2,668,470.00	2 Residential 3572 51.94	139,744,050.00	Foreclosed Property	734,750.00
CAPITAL IMPROVEMENTS MEMU	20,000.00	3 Farm 398 5.45	14,674,150.00	Emergencies & Other Deferred Charges	123,200.00
DEBT SERVICE		4a Commercial 187 7.27	19,548,300.00	State and Federal Aid Receivable	25,882.65
Principal Payments	115,000.00	4b Industrial 82 27.81	74,838,200.00	Other Receivables	1,483.33
Interest Payments	82,832.00	4c Apartments 6 1.45	3,906,800.00	Total	2,244,953.53
		Total 4878	269,067,200.00	LIABILITIES, RESERVES, AND SURPLUS	
DEFERRED CHARGES	67,600.00	Land Area 41.00 Sq. Miles		Cash Liabilities	428,842.48
SCHOOL, COUNTY, SPECIAL DISTRICT TAXES	8,598,957.86	Net Valuation Taxable-Municipal	274,323,282.00	Reserves for Receivables	1,083,636.23
RESERVE FOR UNCOLLECTED TAXES	350,180.00	Net Valuation Taxable-County	316,774,366.00	Surplus Dec. 31, 1975	732,474.82
EXPENDITURES TOTAL	11,883,039.86	State Equalized Valuation	287,264,348.00	Total	2,244,953.53
		State Equalization Ratio	95.61		

0259

Population 1970 **2,415**
 Population 1975 **2,480**
 S & P Rating
 Moody Rating

General Tax Rate Per \$100 **2.14**
 State Equalized Tax Rate **1.69**

SOUTH HACKENSACK TOWNSHIP — BERGEN COUNTY

Form of Government:
 Township Committee
 Number of Members on Governing Body 5

PER CAPITA:
 Gross Debt **296.69**
 Net Debt **240.24**
 Debt Service **37.84**
 Total Tax Levy **725.31**
 Municipal Expenditures **535.91**

PER CENT:
 Gross Debt **.83**
 Net Debt **.67**
 Tax Levy Collected **97.11**
 Tax Levy Cancelled, Abated or Adjusted **.49**

EXPENDITURES		REVENUES-REALIZED		1975 PROPERTY TAX	
GENERAL GOVERNMENT				STATE EQUALIZED TAX RATE 1.70	
Governing Body & Public Boards		1975 Property Taxes Collected	1,753,747.53	Local District School Taxes	740,633.50
Municipal Clerk		1975 Payments in Lieu of Taxes		Regional & Consolidated School Tax	
Financial Administration	11,946.08	Delinquent Tax & Lien Collections	68,325.67	School Taxes in Municipal Budget	
Assessment of Taxes	18,368.00	Business Personalty Replacement Taxes	243,372.10	County Taxes	379,201.49
Collection of Taxes	10,500.00	Taxes from Public Utilities	134,347.28	County Library Taxes	
Planning, Housing & Development		Other Miscellaneous Tax Revenues		Local Municipal Purpose Taxes	660,304.60
Human Resources		State Aid Revenues	10,456.00	Veteran & Senior Citizen Taxes	14,230.00
Elections	1,550.00	Federal Aid Revenues		Total Taxes for Rate Computation	1,794,369.59
General Administration (other)	114,576.04	State and Local Fiscal Assistance Act Utilized	63,736.09	Special District Taxes	
JUDICIARY		Sale of Acquired Property		Bank Stock Taxes	5,331.90
Municipal Courts	12,600.00	Other Miscellaneous Revenues	86,472.72	Added and Omitted Taxes	13,292.06
PUBLIC SAFETY		Total	2,360,457.39	Total Taxes Levied - ABSTRACT	1,798,763.55
Fire Protection	49,204.84	Prior Years Surplus Appropriated	200,000.00	Total Taxes Billed	1,806,020.42
Police Protection	360,721.50	REVENUES TOTAL	2,560,457.39	1975 TAXES COLLECTED	1,753,747.53
Civil Defense & Disaster Control	305.00	Reserve For Uncollected Taxes	110,804.64	1975 Taxes Cancelled, Abated or Adjusted	8,768.80
Environmental Inspection & Control	3,800.00	CAPITAL OUTLAY TOTAL	57,252.74	Transfer to Tax Title Liens or Foreclosed	100.58
Other Public Safety				Balance Outstanding Dec. 31, 1975	43,403.51
PUBLIC WORKS				PRIOR YEARS TAXES OUTSTANDING	
Streets and Drainage	170,420.38	Public Enterprises		Balance January 1, 1975	67,656.21
Sewers and Sewage Processing	174,000.00	Recreation—Culture		Collected in 1975	44,307.17
Garbage and Trash Disposal	36,000.00	Public Works	51,532.53	Cancelled, Abated or Adjusted 1975	
Public Buildings and Grounds	14,309.00	Buildings and Grounds	5,720.21	Transfers to Tax Title Liens or Foreclosed	22,532.14
Other Public Works		Library and Education		Balance December 31, 1975	816.90
HEALTH and WELFARE		Conservation		TAX TITLE LIENS OUTSTANDING	
Health Services Except Environmental	7,800.00	All Other		Balance January 1, 1975	689.49
Welfare-Public Assistance	1,806.00	CAPITAL DEBT AUTHORIZED, DECEMBER 31, 1975		Transfer From Taxes	24,119.08
Hospitals, Clinics, First Aid		ISSUED AND UNISSUED		Redeemed in 1975	24,018.50
Animal, Insect, & Rodent Control	2,400.00	School	140,000	Cancelled, Abated or Adjusted (1975)	
Other Welfare Services		Self-liquidating		Transfers to Foreclosed Property	
RECREATION and CONSERVATION		Other	595,801	Balance December 31, 1975	790.07
Beaches and Boardwalks		Total	735,801	PROPERTY ACQUIRED BY DEED OR	
Parks, Playgrounds, Shade Trees		ISSUED AND OUTSTANDING		FORECLOSURE	
Land Reclamation & Conservation		School	140,000.00	Balance January 1, 1975	2,875.00
Other Recreational Services	27,500.00	Self-Liquidating		Transfers From Taxes or Liens	
EDUCATION (excluding schools)		Other	564,000.00	Sale for Cash (1975)	
Libraries		Total	704,000.00	Cancelled, Abated or Adjusted (1975)	
Other Educational Services		EQUALIZED VALUATION BASIS		Balance December 31, 1975	2,875.00
STATUTORY EXPENDITURES		FOR NET DEBT COMPUTATION	88,716,368.33	CURRENT FINANCES DECEMBER 31, 1975	
Pensions & F. I. C. A.	69,695.16	REAL PROPERTY VALUATIONS		ASSETS	
Employee Fringe Benefits	27,500.00	Code Class # of Parcels % VAL'N		Cash Dec. 31, 1975	396,971.58
Other Statutory Expenditures		1 Vacant Land 96 3.20	2,669,600.00	Taxes Receivable	44,220.41
CETA And Other Public Employment Programs		2 Residential 501 22.40	18,697,300.00	Tax Title Liens	790.07
MUNICIPAL FUNCTIONS TOTAL	1,115,002.00	3 Farm		Foreclosed Property	2,875.00
CAPITAL IMPROVEMENTS *MEMO*	5,000.00	4a Commercial 40 9.06	7,562,700.00	Emergencies & Other Deferred Charges	13,800.00
DEBT SERVICE		4b Industrial 128 65.35	54,556,193.00	State and Federal Aid Receivable	11,381.82
Principal Payments	50,000.00	4c Apartments		Other Receivables	30.00
Interest Payments	43,845.00	Total	83,485,793.00	Total	470,068.88
DEFERRED CHARGES	9,400.00	Land Area .50 Sq. Miles		LIABILITIES, RESERVES, AND SURPLUS	
SCHOOL, COUNTY, SPECIAL DISTRICT TAXES	1,119,834.99	Net Valuation Taxable-Municipal	84,172,404.00	Cash Liabilities	114,397.87
RESERVE FOR UNCOLLECTED TAXES	110,804.64	Net Valuation Taxable-County	97,594,147.00	Reserves for Receivables	47,915.48
EXPENDITURES TOTAL	2,448,886.63	State Equalized Valuation	106,313,339.00	Surplus Dec. 31, 1975	307,755.53
		State Equalization Ratio	79.04	Total	470,068.88

0816

Population 1970 **1,230**
 Population 1975 **1,285**
 S & P Rating
 Moody Rating

General Tax Rate Per \$100. **3.18**
 State Equalized Tax Rate **2.73**

SOUTH HARRISON TOWNSHIP – GLOUCESTER COUNTY

Form of Government:
 Township Committee
 Number of Members on Governing Body 3

PER CAPITA:
 Gross Debt **212.60**
 Net Debt
 Debt Service
 Total Tax Levy **314.05**
 Municipal Expenditures **102.75**

PER CENT:
 Gross Debt **2.12**
 Net Debt
 Tax Levy Collected **89.76**
 Tax Levy Cancelled, Abated or Adjusted **.98**

EXPENDITURES		REVENUES-REALIZED		1975 PROPERTY TAX	
GENERAL GOVERNMENT				STATE EQUALIZED TAX RATE 2.73	
Governing Body & Public Boards		1975 Property Taxes Collected	362,846.52	Local District School Taxes 1.10	162,211.69
Municipal Clerk		1975 Payments in Lieu of Taxes		Regional & Consolidated School Tax .99	146,694.51
Financial Administration	3,314.10	Delinquent Tax & Lien Collections	34,983.45	School Taxes in Municipal Budget	
Assessment of Taxes	2,247.69	Business Personalty Replacement Taxes	16,140.56	County Taxes	88,430.02
Collection of Taxes	1,997.69	Taxes from Public Utilities	26,114.08	County Library Taxes	
Planning, Housing & Development	180.00	Other Miscellaneous Tax Revenues		Local Municipal Purpose Taxes	
Human Resources		State Aid Revenues	8,850.00	Veteran & Senior Citizen Taxes	5,590.00
Elections	677.86	Federal Aid Revenues		Total Taxes for Rate Computation	402,926.22
General Administration (other)	18,322.89	State and Local Fiscal Assistance Act Utilized	10,894.15	Special District Taxes	
JUDICIARY		Sale of Acquired Property		Bank Stock Taxes	
Municipal Courts	3,217.11	Other Miscellaneous Revenues	21,711.98	Added and Omitted Taxes	6,219.55
PUBLIC SAFETY		Total	481,540.74	Total Taxes Levied - ABSTRACT	403,555.77
Fire Protection	3,957.41	Prior Years Surplus Appropriated	38,519.81	Total Taxes Billed	404,229.98
Police Protection	11,844.15	REVENUES TOTAL	520,060.55	1975 TAXES COLLECTED	362,846.52
Civil Defense & Disaster Control	100.00	Reserve For Uncollected Taxes	43,680.00	1975 Taxes Cancelled, Abated or Adjusted	3,964.92
Environmental Inspection & Control	1,100.00			Transfer to Tax Title Liens or Foreclosed	
Other Public Safety				Balance Outstanding Dec. 31, 1975	37,418.54
PUBLIC WORKS		CAPITAL OUTLAY TOTAL		PRIOR YEARS TAXES OUTSTANDING	
Streets and Drainage	27,701.01	Public Enterprises		Balance January 1, 1975	39,882.61
Sewers and Sewage Processing		Recreation—Culture		Collected in 1975	34,983.45
Garbage and Trash Disposal	1,800.00	Public Works		Cancelled, Abated or Adjusted 1975	52.56
Public Buildings and Grounds		Buildings and Grounds		Transfers to Tax Title Liens or Foreclosed	
Other Public Works		Library and Education		Balance December 31, 1975	4,846.60
HEALTH and WELFARE		Conservation		TAX TITLE LIENS OUTSTANDING	
Health Services Except Environmental	150.00	All Other		Balance January 1, 1975	2,102.87
Welfare-Public Assistance	150.00			Transfer From Taxes	
Hospitals, Clinics, First Aid		CAPITAL DEBT AUTHORIZED, DECEMBER 31, 1975		Redeemed in 1975	
Animal, Insect, & Rodent Control		ISSUED AND UNISSUED GROSS DEBT		Cancelled, Abated or Adjusted (1975)	
Other Welfare Services		School 273,197		Transfers to Foreclosed Property	
RECREATION and CONSERVATION		Self-liquidating		Balance December 31, 1975	2,102.87
Beaches and Boardwalks		Other		PROPERTY ACQUIRED BY DEED OR	
Parks, Playgrounds, Shade Trees	100.00	Total 273,197		FORECLOSURE	
Land Reclamation & Conservation				Balance January 1, 1975	1,597.13
Other Recreational Services	281.88	ISSUED AND OUTSTANDING		Transfers From Taxes or Liens	2,102.87
EDUCATION (excluding schools)		School	273,197.00	Sale for Cash (1975)	
Libraries		Self-Liquidating		Cancelled, Abated or Adjusted (1975)	
Other Educational Services	10,000.00	Other		Balance December 31, 1975	3,700.00
STATUTORY EXPENDITURES		Total 273,197.00		CURRENT FINANCES DECEMBER 31, 1975	
Pensions & F. I. C. A.	1,200.00	EQUALIZED VALUATION BASIS	12,915,823.67	ASSETS	
Employee Fringe Benefits		FOR NET DEBT COMPUTATION		Cash Dec. 31, 1975	163,760.48
Other Statutory Expenditures		REAL PROPERTY VALUATIONS		Taxes Receivable	42,265.14
CETA And Other Public Employment Programs		Code Class # of Parcels % VAL'N		Tax Title Liens	
MUNICIPAL FUNCTIONS TOTAL	88,341.79	1 Vacant Land 82 5.86	735,000.00	Foreclosed Property	3,700.00
CAPITAL IMPROVEMENTS * MEMO	1,000.00	2 Residential 202 43.48	5,449,200.00	Emergencies & Other Deferred Charges	4,566.83
DEBT SERVICE		3 Farm 315 48.98	6,138,200.00	State and Federal Aid Receivable	25,000.00
Principal Payments		4a Commercial 4 1.68	210,300.00	Other Receivables	14.80
Interest Payments		4b Industrial		Total	239,307.25
DEFERRED CHARGES	17.30	4c Apartments		LIABILITIES, RESERVES, AND SURPLUS	
SCHOOL, COUNTY, SPECIAL DISTRICT TAXES	397,336.22	Total 603	12,532,700.00	Cash Liabilities	43,071.93
RESERVE FOR UNCOLLECTED TAXES	43,680.00	Land Area 15.63 Sq. Miles		Reserves for Receivables	45,979.94
EXPENDITURES TOTAL	529,375.31	Net Valuation Taxable-Municipal	12,686,765.00	Surplus Dec. 31, 1975	150,255.38
		Net Valuation Taxable-County	15,179,699.00	Total	239,307.25
		State Equalized Valuation	14,749,046.00		
		State Equalization Ratio	85.87		

0719

Population 1970 **16,975**
 Population 1975 **16,740**
 S & P Rating **AA**
 Moody Rating **AA**

General Tax Rate Per \$100. **4.86**
 State Equalized Tax Rate **4.85**

SOUTH ORANGE VILLAGE — ESSEX COUNTY

Form of Government:

Village Board of Trustees

Number of Members on Governing Body 7

PER CAPITA:

Gross Debt **711.79**
 Net Debt **274.10**
 Debt Service **20.22**
 Total Tax Levy **717.72**
 Municipal Expenditures **335.17**

PER CENT:

Gross Debt **5.21**
 Net Debt **2.01**
 Tax Levy Collected **97.35**
 Tax Levy Cancelled, Abated or Adjusted **0.38**

EXPENDITURES		REVENUES-REALIZED		1975 PROPERTY TAX	
GENERAL GOVERNMENT		STATE EQUALIZED TAX RATE		Local District School Taxes 2.08	
Governing Body & Public Boards		1975 Property Taxes Collected		Regional & Consolidated School Tax	
Municipal Clerk	104,115.00	1975 Payments in Lieu of Taxes		School Taxes in Municipal Budget	
Financial Administration	77,430.00	Delinquent Tax & Lien Collections		County Taxes	
Assessment of Taxes	30,263.00	Business Personalty Replacement Taxes		County Library Taxes	
Collection of Taxes	37,900.00	Taxes from Public Utilities		Local Municipal Purpose Taxes	
Planning, Housing & Development	5,200.00	Other Miscellaneous Tax Revenues		Veteran & Senior Citizen Taxes	
Human Resources	15,300.00	State Aid Revenues		Total Taxes for Rate Computation	
Elections	6,500.00	Federal Aid Revenues		Special District Taxes	
General Administration (other)	310,292.00	State and Local Fiscal Assistance Act Utilized		Bank Stock Taxes	
JUDICIARY		Sale of Acquired Property		Added and Omitted Taxes	
Municipal Courts	57,796.00	Other Miscellaneous Revenues		Total Taxes Levied - ABSTRACT	
PUBLIC SAFETY		Prior Years Surplus Appropriated		Total Taxes Billed	
Fire Protection	697,253.79	REVENUES		1975 TAXES COLLECTED	
Police Protection	1,196,208.21	Reserve For Uncollected Taxes		1975 Taxes Cancelled, Abated or Adjusted	
Civil Defense & Disaster Control	8,275.00	CAPITAL OUTLAY		Transfer to Tax Title Liens or Foreclosed	
Environmental Inspection & Control	50,700.00	Public Enterprises		Balance Outstanding Dec. 31, 1975	
Other Public Safety		Recreation—Culture		PRIOR YEARS TAXES OUTSTANDING	
PUBLIC WORKS		Public Works		Balance January 1, 1975	
Streets and Drainage	437,578.89	Buildings and Grounds		Collected in 1975	
Sewers and Sewage Processing	86,502.00	Library and Education		Cancelled, Abated or Adjusted 1975	
Garbage and Trash Disposal	45,300.00	Conservation		Transfers to Tax Title Liens or Foreclosed	
Public Buildings and Grounds	111,320.00	All Other		Balance December 31, 1975	
Other Public Works		CAPITAL DEBT AUTHORIZED, DECEMBER 31, 1975		TAX TITLE LIENS OUTSTANDING	
HEALTH and WELFARE		ISSUED AND UNISSUED		Balance January 1, 1975	
Health Services Except Environmental	73,600.00	SCHOOL		Transfer From Taxes	
Welfare-Public Assistance	6,580.00	Self-liquidating		Redeemed in 1975	
Hospitals, Clinics, First Aid	7,235.00	Other		Cancelled, Abated or Adjusted (1975)	
Animal, Insect, & Rodent Control	14,310.00	Total		Transfers to Foreclosed Property	
Other Welfare Services	7,000.00	ISSUED AND OUTSTANDING		Balance December 31, 1975	
RECREATION and CONSERVATION		SCHOOL		PROPERTY ACQUIRED BY DEED OR FORECLOSURE	
Beaches and Boardwalks		Self-liquidating		Balance January 1, 1975	
Parks, Playgrounds, Shade Trees	400,889.32	Other		Transfers From Taxes or Liens	
Land Reclamation & Conservation		Total		Sale for Cash (1975)	
Other Recreational Services		EQUALIZED VALUATION BASIS		Cancelled, Abated or Adjusted (1975)	
EDUCATION (excluding schools)		FOR NET DEBT COMPUTATION		Balance December 31, 1975	
Libraries	243,948.00	REAL PROPERTY VALUATIONS		CURRENT FINANCES DECEMBER 31, 1975	
Other Educational Services		Code Class # of Parcels % VAL'N		ASSETS	
STATUTORY EXPENDITURES		1 Vacant Land 122 .92		Cash Dec. 31, 1975	
Pensions & F. I. C. A.	407,708.00	2 Residential 3960 82.91		Taxes Receivable	
Employee Fringe Benefits	100,300.00	3 Farm		Tax Title Liens	
Other Statutory Expenditures		4a Commercial 192 10.80		Foreclosed Property	
CETA And Other Public Employment Programs		4b Industrial 19 .61		Emergencies & Other Deferred Charges	
MUNICIPAL FUNCTIONS		4c Apartments 29 4.76		State and Federal Aid Receivable	
CAPITAL IMPROVEMENTS	68,950.00	Total 4322		Other Receivables	
DEBT SERVICE		Land Area 2.70 Sq. Miles		Total	
Principal Payments	134,000.00	Net Valuation Taxable-Municipal		LIABILITIES, RESERVES, AND SURPLUS	
Interest Payments	204,450.00	Net Valuation Taxable-County		Cash Liabilities	
DEFERRED CHARGES	2,748.00	State Equalized Valuation		Reserves for Receivables	
SCHOOL, COUNTY, SPECIAL DISTRICT TAXES	8,274,039.61	State Equalization Ratio		Surplus Dec. 31, 1975	
RESERVE FOR UNCOLLECTED TAXES	730,051.09			Total	
EXPENDITURES	13,884,792.91				

1222

Population 1970 **21,250**
 Population 1975 **22,000**
 S & P Rating
 Moody Rating **AAA**

General Tax Rate Per \$100. **3.66**
 State Equalized Tax Rate **2.87**

SOUTH PLAINFIELD BOROUGH — MIDDLESEX COUNTY

Form of Government:
Borough Council
 Number of Members on Governing Body **6**

PER CAPITA:		PER CENT:	
Gross Debt	928.42	Gross Debt	6.01
Net Debt	249.76	Net Debt	1.62
Debt Service	21.39	Tax Levy Collected	98.09
Total Tax Levy	508.61	Tax Levy Cancelled, Abated or Adjusted	
Municipal Expenditures	188.72		

EXPENDITURES		REVENUES-REALIZED		1975 PROPERTY TAX	
GENERAL GOVERNMENT				STATE EQUALIZED TAX RATE	
Governing Body & Public Boards		1975 Property Taxes Collected	10,979,153.40	Local District School Taxes	1.89
Municipal Clerk		1975 Payments in Lieu of Taxes	3,046.94	Regional & Consolidated School Tax	
Financial Administration	49,929.00	Delinquent Tax & Lien Collections	220,026.66	School Taxes in Municipal Budget	
Assessment of Taxes	148,606.00	Business Personalty Replacement Taxes	268,696.00	County Taxes	.61
Collection of Taxes	50,871.00	Taxes from Public Utilities	664,034.70	County Library Taxes	
Planning, Housing & Development	8,990.00	Other Miscellaneous Tax Revenues		Local Municipal Purpose Taxes	.34
Human Resources	10,339.96	State Aid Revenues	31,085.66	Veteran & Senior Citizen Taxes	.04
Elections		Federal Aid Revenues		Total Taxes for Rate Computation	2.88
General Administration (other)	285,625.56	State and Local Fiscal Assistance Act Utilized	226,168.02	Special District Taxes	
JUDICIARY		Sale of Acquired Property	59,001.40	Bank Stock Taxes	8,178.10
Municipal Courts	22,377.00	Other Miscellaneous Revenues	351,399.76	Added and Omitted Taxes	157,699.47
PUBLIC SAFETY		Total	12,802,632.54	Total Taxes Levied - ABSTRACT	11,189,333.64
Fire Protection	205,103.00	Prior Years Surplus Appropriated	706,122.00	Total Taxes Billed	11,192,480.89
Police Protection	956,795.04	REVENUES TOTAL	13,508,754.54	1975 TAXES COLLECTED	10,979,153.40
Civil Defense & Disaster Control	750.00	Reserve For Uncollected Taxes	387,687.30	1975 Taxes Cancelled, Abated or Adjusted	
Environmental Inspection & Control	34,648.00	CAPITAL OUTLAY TOTAL	589,888.49	Transfer to Tax Title Liens or Foreclosed Balance Outstanding Dec. 31, 1975	213,327.49
Other Public Safety	600.00	Public Enterprises	131,127.15	PRIOR YEARS TAXES OUTSTANDING	
PUBLIC WORKS		Recreation—Culture		Balance January 1, 1975	213,363.79
Streets and Drainage	722,243.00	Public Works	458,076.44	Collected in 1975	201,663.72
Sewers and Sewage Processing		Buildings and Grounds	684.90	Cancelled, Abated or Adjusted 1975	
Garbage and Trash Disposal		Library and Education		Transfers to Tax Title Liens or Foreclosed	718.62
Public Buildings and Grounds	227,841.00	Conservation		Balance December 31, 1975	10,981.45
Other Public Works		All Other		TAX TITLE LIENS OUTSTANDING	
HEALTH and WELFARE				Balance January 1, 1975	148,910.67
Health Services Except Environmental	78,255.00	CAPITAL DEBT AUTHORIZED, DECEMBER 31, 1975		Transfer From Taxes	830.16
Welfare-Public Assistance	14,105.00	ISSUED AND UNISSUED		Redeemed in 1975	18,362.94
Hospitals, Clinics, First Aid		School	9,910,000	Cancelled, Abated or Adjusted (1975)	
Animal, Insect, & Rodent Control	7,000.00	Self-liquidating	4,990,500	Transfers to Foreclosed Property	
Other Welfare Services		Other	5,524,672	Balance December 31, 1975	131,377.89
RECREATION and CONSERVATION		Total	20,425,172	PROPERTY ACQUIRED BY DEED OR FORECLOSURE	
Beaches and Boardwalks		ISSUED AND OUTSTANDING		Balance January 1, 1975	5,451,350.00
Parks, Playgrounds, Shade Trees		School	9,910,000.00	Transfers From Taxes or Liens	
Land Reclamation & Conservation	34,940.00	Self-liquidating	4,784,000.00	Sale for Cash (1975)	
Other Recreational Services	104,140.00	Other	4,836,000.00	Cancelled, Abated or Adjusted (1975)	
EDUCATION (excluding schools)		Total	19,530,000.00	Balance December 31, 1975	5,451,350.00
Libraries	90,293.00	EQUALIZED VALUATION BASIS		CURRENT FINANCES DECEMBER 31, 1975	
Other Educational Services		FOR NET DEBT COMPUTATION	339,929,991.00	ASSETS	
STATUTORY EXPENDITURES		REAL PROPERTY VALUATIONS		Cash Dec. 31, 1975	643,550.25
Pensions & F. I. C. A.	183,903.32	Code Class # of Parcels % VAL'N		Taxes Receivable	224,308.94
Employee Fringe Benefits	55,900.00	1 Vacant Land 1163 5.44	16,448,700.00	Tax Title Liens	131,377.89
Other Statutory Expenditures		2 Residential 5644 51.16	154,678,700.00	Foreclosed Property	5,451,350.00
CETA And Other Public Employment Programs		3 Farm 2 .01	27,100.00	Emergencies & Other Deferred Charges	138,000.00
MUNICIPAL FUNCTIONS TOTAL	3,293,254.88	4a Commercial 149 8.18	24,744,400.00	State and Federal Aid Receivable	11,012.00
CAPITAL IMPROVEMENTS *MEMO*	25,000.00	4b Industrial 188 35.20	106,423,000.00	Other Receivables	22,151.36
DEBT SERVICE		4c Apartments		Total	6,621,750.44
Principal Payments	235,000.00	Total 7146	302,321,900.00	LIABILITIES, RESERVES, AND SURPLUS	
Interest Payments	235,471.04	Land Area 8.20 Sq. Miles		Cash Liabilities	642,421.15
DEFERRED CHARGES	474.60	Net Valuation Taxable-Municipal	305,145,200.00	Reserves for Receivables	5,829,188.19
SCHOOL, COUNTY, SPECIAL DISTRICT TAXES	9,715,920.70	Net Valuation Taxable-County	439,611,867.00	Surplus Dec. 31, 1975	150,141.10
RESERVE FOR UNCOLLECTED TAXES	387,687.30	State Equalized Valuation	387,398,249.00	Total	6,621,750.44
EXPENDITURES TOTAL	13,867,808.52	State Equalization Ratio	78.68		

1223

Population 1970 **15,455**
 Population 1975 **15,825**
 S & P Rating
 Moody Rating **A**

General Tax Rate Per \$100. **3.46**
 State Equalized Tax Rate **3.58**

SOUTH RIVER BOROUGH — MIDDLESEX CO.
Form of Government:
Borough Council
Number of Members on Governing Body 6

PER CAPITA:
 Gross Debt **211.51**
 Net Debt **113.55**
 Debt Service **7.59**
 Total Tax Levy **351.56**
 Municipal Expenditures **165.16**

PER CENT:
 Gross Debt **2.28**
 Net Debt **1.23**
 Tax Levy Collected **96.39**
 Tax Levy Cancelled, Abated or Adjusted **0.84**

EXPENDITURES		REVENUES-REALIZED		1975 PROPERTY TAX STATE EQUALIZED TAX RATE	
GENERAL GOVERNMENT					
Governing Body & Public Boards	15,400.00	1975 Property Taxes Collected	5,367,073.20	Local District School Taxes	1.90 3,003,213.00
Municipal Clerk	45,670.00	1975 Payments in Lieu of Taxes		Regional & Consolidated School Tax	
Financial Administration	80,305.00	Delinquent Tax & Lien Collections	216,912.71	School Taxes in Municipal Budget	
Assessment of Taxes	28,850.00	Business Personalty Replacement Taxes	101,951.03	County Taxes	.54 849,239.23
Collection of Taxes	31,800.00	Taxes from Public Utilities	115,834.47	County Library Taxes	
Planning, Housing & Development	18,350.00	Other Miscellaneous Tax Revenues		Local Municipal Purpose Taxes	1.07 1,692,486.62
Human Resources		State Aid Revenues	10,226.00	Veteran & Senior Citizen Taxes	.07 108,890.00
Elections	10,275.00	Federal Aid Revenues		Total Taxes for Rate Computation	3.58 5,653,828.85
General Administration (other)	217,750.00	State and Local Fiscal Assistance Act Utilized	88,656.00	Special District Taxes	
JUDICIARY		Sale of Acquired Property		Bank Stock Taxes	9,773.42
Municipal Courts	19,310.00	Other Miscellaneous Revenues	187,694.19	Added and Omitted Taxes	8,675.41
PUBLIC SAFETY		Total	6,088,347.60	Total Taxes Levied - ABSTRACT	5,563,387.68
Fire Protection	45,300.00	Prior Years Surplus Appropriated	266,012.27	Total Taxes Billed	5,568,276.10
Police Protection	571,881.00	REVENUES TOTAL	6,354,359.87	1975 TAXES COLLECTED	5,367,073.20
Civil Defense & Disaster Control	3,200.00	Reserve For Uncollected Taxes	225,000.00	1975 Taxes Cancelled, Abated or Adjusted	46,998.22
Environmental Inspection & Control	3,200.00	CAPITAL OUTLAY TOTAL	276,687.33	Transfer to Tax Title Liens or Foreclosed	18,463.96
Other Public Safety				Balance Outstanding Dec. 31, 1975	135,740.72
PUBLIC WORKS				PRIOR YEARS TAXES OUTSTANDING	
Streets and Drainage	203,315.00	Public Enterprises	172,541.14	Balance January 1, 1975	166,891.13
Sewers and Sewage Processing	171,000.00	Recreation—Culture		Collected in 1975	126,809.13
Garbage and Trash Disposal	233,100.00	Public Works	103,298.34	Cancelled, Abated or Adjusted 1975	6,105.84
Public Buildings and Grounds	37,480.00	Buildings and Grounds	847.85	Transfers to Tax Title Liens or Foreclosed	9,872.49
Other Public Works		Library and Education		Balance December 31, 1975	24,103.67
HEALTH and WELFARE		Conservation		TAX TITLE LIENS OUTSTANDING	
Health Services Except Environmental	25,750.00	All Other		Balance January 1, 1975	81,923.74
Welfare-Public Assistance	26,818.00	CAPITAL DEBT AUTHORIZED, DECEMBER 31, 1975		Transfer From Taxes	29,512.53
Hospitals, Clinics, First Aid		ISSUED AND UNISSUED GROSS DEBT NET DEBT		Redeemed in 1975	90,103.58
Animal, Insect, & Rodent Control	4,500.00	School 446,000		Cancelled, Abated or Adjusted (1975)	
Other Welfare Services		Self-liquidating 1,887,500	809,700	Transfers to Foreclosed Property	
RECREATION and CONSERVATION		Other 1,013,693	987,197	Balance December 31, 1975	21,332.69
Beaches and Boardwalks		Total 3,347,193	1,796,897	PROPERTY ACQUIRED BY DEED OR FORECLOSURE	
Parks, Playgrounds, Shade Trees	15,000.00	ISSUED AND OUTSTANDING		Balance January 1, 1975	60,820.00
Land Reclamation & Conservation		School 446,000.00		Transfers From Taxes or Liens	
Other Recreational Services	75,000.00	Self-Liquidating 1,015,000.00		Sale for Cash (1975)	
EDUCATION (excluding schools)		Other 805,000.00		Cancelled, Abated or Adjusted (1975)	
Libraries	51,000.00	Total 2,266,000.00		Balance December 31, 1975	60,820.00
Other Educational Services		EQUALIZED VALUATION BASIS FOR NET DEBT COMPUTATION	146,551,181.00	CURRENT FINANCES DECEMBER 31, 1975	
STATUTORY EXPENDITURES		REAL PROPERTY VALUATIONS		ASSETS	
Pensions & F. I. C. A.	124,000.00	Code Class # of Parcels % VAL'N		Cash Dec. 31, 1975	892,057.85
Employee Fringe Benefits		1 Vacant Land 420 3.02	4,915,750.00	Taxes Receivable	159,844.39
Other Statutory Expenditures		2 Residential 3791 83.04	134,983,900.00	Tax Title Liens	21,332.69
CETA And Other Public Employment Programs		3 Farm 1 600.00	600.00	Foreclosed Property	60,820.00
MUNICIPAL FUNCTIONS		4a Commercial 268 8.62	14,004,500.00	Emergencies & Other Deferred Charges	93,857.50
TOTAL	2,058,254.00	4b Industrial 41 2.25	3,654,400.00	State and Federal Aid Receivable	25,059.20
CAPITAL IMPROVEMENTS	*M E M C *	4c Apartments 10 3.07	4,993,900.00	Other Receivables	55,506.23
DEBT SERVICE		Total 4531	162,553,050.00	Total	1,308,477.86
Principal Payments	78,500.00	Land Area 2.80 Sq. Miles		LIABILITIES, RESERVES, AND SURPLUS	
Interest Payments	41,555.00	Net Valuation Taxable-Municipal	163,606,250.00	Cash Liabilities	550,771.71
DEFERRED CHARGES	210,281.77	Net Valuation Taxable-County	157,305,270.00	Reserves for Receivables	297,503.31
SCHOOL, COUNTY, SPECIAL DISTRICT TAXES	3,852,452.23	State Equalized Valuation	157,777,851.00	Surplus Dec. 31, 1975	460,202.84
RESERVE FOR UNCOLLECTED TAXES	225,000.00	State Equalization Ratio	103.72	Total	1,308,477.86
EXPENDITURES TOTAL	6,466,043.00				

1529
Population 1970 3,990
Population 1975 4,275
S & P Rating
Moody Rating

General Tax Rate Per \$100. 2.38
State Equalized Tax Rate 2.30

SOUTH TOMS RIVER BOROUGH — OCEAN CO.
Form of Government:
Borough Council
Number of Members on Governing Body 6

PER CAPITA:
Gross Debt 137.36
Net Debt 12.32
Debt Service 171.16
Total Tax Levy 121.03
Municipal Expenditures
PER CENT:
Gross Debt 2.09
Net Debt
Tax Levy Collected 91.40
Tax Levy Cancelled, Abated or Adjusted

EXPENDITURES		REVENUES-REALIZED		1975 PROPERTY TAX	
GENERAL GOVERNMENT				STATE EQUALIZED TAX RATE →	
Governing Body & Public Boards		1975 Property Taxes Collected	676,481.14	Local District School Taxes	
Municipal Clerk		1975 Payments in Lieu of Taxes		Regional & Consolidated School Tax .88	285,458.66
Financial Administration	7,530.00	Delinquent Tax & Lien Collections	23,083.05	School Taxes in Municipal Budget	
Assessment of Taxes	4,755.00	Business Personalty Replacement Taxes	13,813.81	County Taxes .40	130,378.16
Collection of Taxes	2,660.00	Taxes from Public Utilities	62,297.09	County Library Taxes .02	6,395.38
Planning, Housing & Development	2,020.00	Other Miscellaneous Tax Revenues		Local Municipal Purpose Taxes .94	306,251.45
Human Resources		State Aid Revenues	470.50	Veteran & Senior Citizen Taxes .06	19,850.00
Elections		Federal Aid Revenues	69,804.96	Total Taxes for Rate Computation 2.30	748,333.65
General Administration (other)	55,983.34	State and Local Fiscal Assistance Act Utilized	46,113.00	Special District Taxes	
JUDICIARY		Sale of Acquired Property		Bank Stock Taxes	1,299.19
Municipal Courts	8,350.00	Other Miscellaneous Revenues	36,030.74	Added and Omitted Taxes	1,916.34
PUBLIC SAFETY		Total	928,094.29	Total Taxes Levied - ABSTRACT	731,699.18
Fire Protection	10,600.00	Prior Years Surplus Appropriated	32,000.00	Total Taxes Billed	740,129.01
Police Protection	84,415.00	REVENUES TOTAL	960,094.29	1975 TAXES COLLECTED	676,481.14
Civil Defense & Disaster Control	500.00	Reserve For Uncollected Taxes	66,000.00	1975 Taxes Cancelled, Abated or Adjusted	
Environmental Inspection & Control	1,000.00	CAPITAL OUTLAY TOTAL	800.00	Transfer to Tax Title Liens or Foreclosed	
Other Public Safety				Balance Outstanding Dec. 31, 1975	63,647.87
PUBLIC WORKS				PRIOR YEARS TAXES OUTSTANDING	
Streets and Drainage	38,005.00	Public Enterprises		Balance January 1, 1975	33,715.14
Sewers and Sewage Processing		Recreation—Culture		Collected in 1975	23,043.15
Garbage and Trash Disposal	35,305.00	Public Works	800.00	Cancelled, Abated or Adjusted 1975	
Public Buildings and Grounds	10,700.00	Buildings and Grounds		Transfers to Tax Title Liens or Foreclosed	
Other Public Works		Library and Education		Balance December 31, 1975	10,671.99
HEALTH and WELFARE		Conservation		TAX TITLE LIENS OUTSTANDING	
Health Services Except Environmental	1,525.00	All Other		Balance January 1, 1975	3,618.43
Welfare-Public Assistance	3,125.00	CAPITAL DEBT AUTHORIZED, DECEMBER 31, 1975		Transfer From Taxes	
Hospitals, Clinics, First Aid	300.00	ISSUED AND UNISSUED GROSS DEBT		Redeemed in 1975	39.90
Animal, Insect, & Rodent Control	100.00	School	587,226	Cancelled, Abated or Adjusted (1975)	
Other Welfare Services		Self-liquidating		Transfers to Foreclosed Property	
RECREATION and CONSERVATION		Other		Balance December 31, 1975	3,578.53
Beaches and Boardwalks		Total	587,226	PROPERTY ACQUIRED BY DEED OR	
Parks, Playgrounds, Shade Trees		ISSUED AND OUTSTANDING		FORECLOSURE	
Land Reclamation & Conservation		School	585,406.00	Balance January 1, 1975	650.00
Other Recreational Services	9,978.27	Self-Liquidating		Transfers From Taxes or Liens	
EDUCATION (excluding schools)		Other		Sale for Cash (1975)	
Libraries		Total	585,406.00	Cancelled, Abated or Adjusted (1975)	
Other Educational Services		EQUALIZED VALUATION BASIS		Balance December 31, 1975	650.00
STATUTORY EXPENDITURES		FOR NET DEBT COMPUTATION	28,058,243.67	CURRENT FINANCES DECEMBER 31, 1975	
Pensions & F. I. C. A.	14,127.00	REAL PROPERTY VALUATIONS		ASSETS	
Employee Fringe Benefits		Code Class # of Parcels % VAL'N		Cash Dec. 31, 1975	139,540.96
Other Statutory Expenditures		1 Vacant Land 81 5.07	1,579,200.00	Taxes Receivable	74,319.86
CETA And Other Public Employment Programs	88,170.00	2 Residential 1064 77.97	24,310,100.00	Tax Title Liens	3,578.53
MUNICIPAL FUNCTIONS TOTAL	379,148.61	3 Farm		Foreclosed Property	650.00
CAPITAL IMPROVEMENTS MEMO	70,000.00	4a Commercial 45 14.96	4,665,200.00	Emergencies & Other Deferred Charges	5,075.71
DEBT SERVICE		4b Industrial 2 1.37	427,500.00	State and Federal Aid Receivable	5,143.50
Principal Payments	52,650.00	4c Apartments 1 .63	196,100.00	Other Receivables	9,557.02
Interest Payments		Total 1193	31,178,100.00	Total	237,865.58
DEFERRED CHARGES	19,625.78	Land Area 1.20 Sq. Miles		LIABILITIES, RESERVES, AND SURPLUS	
SCHOOL, COUNTY, SPECIAL DISTRICT TAXES	422,232.20	Net Valuation Taxable-Municipal	31,473,509.00	Cash Liabilities	95,856.53
RESERVE FOR UNCOLLECTED TAXES	66,000.00	Net Valuation Taxable-County	29,153,703.00	Reserves for Receivables	88,105.41
EXPENDITURES TOTAL	939,656.59	State Equalized Valuation	32,479,371.00	Surplus Dec. 31, 1975	53,903.64
		State Equalization Ratio	96.88	Total	237,865.58

0333

Population 1970 **4,995**
 Population 1975 **6,280**
 S & P Rating
 Moody Rating

General Tax Rate Per \$100. **2.26**
 State Equalized Tax Rate **1.83**

SOUTHAMPTON TOWNSHIP — BURLINGTON CO.

Form of Government:
 Township Committee
 Number of Members on Governing Body 5

PER CAPITA:
 Gross Debt **316.49**
 Net Debt **7.52**
 Debt Service **.01**
 Total Tax Levy **293.45**
 Municipal Expenditures **124.34**

PER CENT:
 Gross Debt **2.48**
 Net Debt **.06**
 Tax Levy Collected **91.63**
 Tax Levy Cancelled, Abated or Adjusted

EXPENDITURES		REVENUES-REALIZED		1975 PROPERTY TAX	
GENERAL GOVERNMENT				STATE EQUALIZED TAX RATE \rightarrow	
Governing Body & Public Boards		1975 Property Taxes Collected	1,688,555.12	Local District School Taxes .62	624,583.25
Municipal Clerk		1975 Payments in Lieu of Taxes		Regional & Consolidated School Tax .53	538,029.95
Financial Administration	7,962.00	Delinquent Tax & Lien Collections	100,561.05	School Taxes in Municipal Budget	
Assessment of Taxes	9,800.00	Business Personalty Replacement Taxes	27,306.99	County Taxes .56	562,305.78
Collection of Taxes	14,850.00	Taxes from Public Utilities	305,530.82	County Library Taxes .02	23,205.64
Planning, Housing & Development	10,400.00	Other Miscellaneous Tax Revenues		Local Municipal Purpose Taxes .04	38,366.47
Human Resources		State Aid Revenues	1,702.00	Veteran & Senior Citizen Taxes .06	61,810.00
Elections	1,200.00	Federal Aid Revenues	65,091.00	Total Taxes for Rate Computation 1.83	1,848,301.09
General Administration (other)	83,318.00	State and Local Fiscal Assistance Act Utilized	100,175.00	Special District Taxes	
JUDICIARY		Sale of Acquired Property		Bank Stock Taxes	2,884.53
Municipal Courts	16,870.00	Other Miscellaneous Revenues	127,400.33	Added and Omitted Taxes	53,483.87
PUBLIC SAFETY		Total	2,416,322.31	Total Taxes Levied - ABSTRACT	1,842,859.49
Fire Protection	16,400.00	Prior Years Surplus Appropriated	293,000.00	Total Taxes Billed	1,842,859.49
Police Protection	14,700.00	REVENUES TOTAL	2,709,322.31	1975 TAXES COLLECTED	1,688,555.12
Civil Defense & Disaster Control	500.00	Reserve For Uncollected Taxes	131,940.54	1975 Taxes Cancelled, Abated or Adjusted	
Environmental Inspection & Control	6,300.00			Transfer to Tax Title Liens or Foreclosed	
Other Public Safety		CAPITAL OUTLAY TOTAL	49,513.23	Balance Outstanding Dec. 31, 1975	154,304.37
PUBLIC WORKS				PRIOR YEARS TAXES OUTSTANDING	
Streets and Drainage	153,509.00	Public Enterprises		Balance January 1, 1975	103,024.16
Sewers and Sewage Processing		Recreation—Culture		Collected in 1975	99,681.67
Garbage and Trash Disposal	50,500.00	Public Works	49,513.23	Cancelled, Abated or Adjusted 1975	
Public Buildings and Grounds	127,466.00	Buildings and Grounds		Transfers to Tax Title Liens or Foreclosed	
Other Public Works		Library and Education		Balance December 31, 1975	3,342.49
HEALTH and WELFARE		Conservation		TAX TITLE LIENS OUTSTANDING	
Health Services Except Environmental	1,500.00	All Other		Balance January 1, 1975	3,569.31
Welfare-Public Assistance	2,650.00			Transfer From Taxes	
Hospitals, Clinics, First Aid		CAPITAL DEBT AUTHORIZED, DECEMBER 31, 1975		Redeemed in 1975	879.38
Animal, Insect, & Rodent Control	3,900.00	ISSUED AND UNISSUED		Cancelled, Abated or Adjusted (1975)	
Other Welfare Services		School	1,940,320	Transfers to Foreclosed Property	
RECREATION and CONSERVATION		Self-liquidating		Balance December 31, 1975	2,689.93
Beaches and Boardwalks		Other	47,250	PROPERTY ACQUIRED BY DEED OR	
Parks, Playgrounds, Shade Trees	6,000.00	Total	1,987,570	FORECLOSURE	
Land Reclamation & Conservation	500.00			Balance January 1, 1975	15,000.00
Other Recreational Services	3,000.00	ISSUED AND OUTSTANDING		Transfers From Taxes or Liens	
EDUCATION (excluding schools)		School	1,940,320.00	Sale for Cash (1975)	
Libraries	6,000.00	Self-liquidating		Cancelled, Abated or Adjusted (1975)	
Other Educational Services		Other	47,250.00	Balance December 31, 1975	15,000.00
STATUTORY EXPENDITURES		Total	1,987,570.00	CURRENT FINANCES DECEMBER 31, 1975	
Pensions & F. I. C. A.	10,000.00	EQUALIZED VALUATION BASIS		ASSETS	
Employee Fringe Benefits	15,000.00	FOR NET DEBT COMPUTATION	80,283,301.33	Cash Dec. 31, 1975	1,099,830.15
Other Statutory Expenditures		REAL PROPERTY VALUATIONS		Taxes Receivable	157,646.86
CETA And Other Public Employment Programs	65,091.00	Code Class # of Parcels % VAL'N	ASSESSED VALUATION	Tax Title Liens	2,689.93
MUNICIPAL FUNCTIONS TOTAL	627,416.00	1 Vacant Land 984 10.56	8,456,800.00	Foreclosed Property	15,000.00
CAPITAL IMPROVEMENTS	20,000.00	2 Residential 2270 71.96	57,651,986.00	Emergencies & Other Deferred Charges	
DEBT SERVICE		3 Farm 414 9.80	7,848,250.00	State and Federal Aid Receivable	43,251.48
Principal Payments		4a Commercial 93 5.55	4,448,950.00	Other Receivables	59,615.22
Interest Payments	50.00	4b Industrial 4 2.13	1,705,900.00	Total	1,378,033.64
DEFERRED CHARGES	21,458.46	4c Apartments		LIABILITIES, RESERVES, AND SURPLUS	
SCHOOL, COUNTY, SPECIAL DISTRICT TAXES	1,748,124.62	Total 3770	80,111,886.00	Cash Liabilities	540,283.37
RESERVE FOR UNCOLLECTED TAXES	131,940.54	Land Area 43.31 Sq. Miles		Reserves for Receivables	234,952.01
EXPENDITURES TOTAL	2,528,989.62	Net Valuation Taxable-Municipal	82,011,838.00	Surplus Dec. 31, 1975	602,798.26
		Net Valuation Taxable-County	93,318,737.00	Total	1,378,033.64
		State Equalized Valuation	100,608,631.00		
		State Equalization Ratio	81.16		

1918

Population 1970 10,875
 Population 1975 11,475
 S & P Rating A
 Moody Rating BAA-1

General Tax Rate Per \$100. 3.61
 State Equalized Tax Rate 3.36

SPARTA TOWNSHIP — SUSSEX COUNTY
Form of Government:
Council-Manager Plan B (OMCL50)
Number of Members on Governing Body 5

PER CAPITA: 457.32
 Gross Debt 46.78
 Net Debt 8.96
 Debt Service 618.41
 Total Tax Levy 252.64
 Municipal Expenditures

PER CENT: 2.89
 Gross Debt .30
 Net Debt 92.35
 Tax Levy Collected
 Tax Levy Cancelled, Abated or Adjusted .97

EXPENDITURES		REVENUES-REALIZED		1975 PROPERTY TAX	
GENERAL GOVERNMENT				STATE EQUALIZED TAX RATE	
Governing Body & Public Boards		1975 Property Taxes Collected	6,554,335.51	Local District School Taxes	2.11 4,413,615.00
Municipal Clerk		1975 Payments in Lieu of Taxes		Regional & Consolidated School Tax	
Financial Administration	10,000.00	Delinquent Tax & Lien Collections	442,353.53	School Taxes in Municipal Budget	
Assessment of Taxes	31,237.07	Business Personalty Replacement Taxes	100,068.49	County Taxes	.63 1,315,279.72
Collection of Taxes	50,306.00	Taxes from Public Utilities	276,542.34	County Library Taxes	
Planning, Housing & Development	51,940.76	Other Miscellaneous Tax Revenues		Local Municipal Purpose Taxes	.60 1,258,080.86
Human Resources	1,000.00	State Aid Revenues	209,427.80	Veteran & Senior Citizen Taxes	.03 58,560.00
Elections	5,700.00	Federal Aid Revenues		Total Taxes for Rate Computation	3.37 7,045,535.58
General Administration (other)	177,053.75	State and Local Fiscal Assistance Act Utilized	159,361.55	Special District Taxes	6,000.00
JUDICIARY		State and Local Fiscal Assistance Act Utilized		Bank Stock Taxes	5,902.24
Municipal Courts	37,339.53	Sale of Acquired Property	277,463.13	Added and Omitted Taxes	97,418.10
PUBLIC SAFETY		Other Miscellaneous Revenues	8,019,552.35	Total Taxes Levied - ABSTRACT	7,096,295.92
Fire Protection	67,630.00	Total	8,019,552.35	Total Taxes Billed	7,097,298.37
Police Protection	522,236.00	Prior Years Surplus Appropriated	289,165.00	1975 TAXES COLLECTED	6,554,335.51
Civil Defense & Disaster Control	900.00	REVENUES TOTAL	8,308,717.35	1975 Taxes Cancelled, Abated or Adjusted	68,640.21
Environmental Inspection & Control	24,280.00	Reserve For Uncollected Taxes	495,576.80	Transfer to Tax Title Liens or Foreclosed	60,120.98
Other Public Safety		CAPITAL OUTLAY TOTAL	6,918.50	Balance Outstanding Dec. 31, 1975	414,201.67
PUBLIC WORKS				PRIOR YEARS TAXES OUTSTANDING	
Streets and Drainage	443,017.14	Public Enterprises		Balance January 1, 1975	408,367.21
Sewers and Sewage Processing	230,721.80	Recreation—Culture		Collected in 1975	373,404.32
Garbage and Trash Disposal	74,446.00	Public Works	1,643.50	Cancelled, Abated or Adjusted 1975	2,558.06
Public Buildings and Grounds	97,690.00	Buildings and Grounds	5,275.00	Transfers to Tax Title Liens or Foreclosed	32,038.83
Other Public Works	23,670.55	Library and Education		Balance December 31, 1975	366.00
HEALTH and WELFARE		Conservation		TAX TITLE LIENS OUTSTANDING	
Health Services Except Environmental	23,855.64	All Other		Balance January 1, 1975	129,492.19
Welfare-Public Assistance	1,630.00	CAPITAL DEBT AUTHORIZED, DECEMBER 31, 1975		Transfer From Taxes	96,067.59
Hospitals, Clinics, First Aid	3,150.00	ISSUED AND UNISSUED		Redeemed in 1975	68,949.21
Animal, Insect, & Rodent Control		School	4,694,500	Cancelled, Abated or Adjusted (1975)	
Other Welfare Services		Self-Liquidating		Transfers to Foreclosed Property	
RECREATION and CONSERVATION		Other	553,300	Balance December 31, 1975	156,610.57
Beaches and Boardwalks		Total	5,247,800	PROPERTY ACQUIRED BY DEED OR	
Parks, Playgrounds, Shade Trees	12,102.13			FORECLOSURE	
Land Reclamation & Conservation	2,000.00	ISSUED AND OUTSTANDING		Balance January 1, 1975	53,450.00
Other Recreational Services	50,353.70	School	4,549,000.00	Transfers From Taxes or Liens	
EDUCATION (excluding schools)		Self-Liquidating		Sale for Cash (1975)	
Libraries	100,325.00	Other	501,100.00	Cancelled, Abated or Adjusted (1975)	
Other Educational Services		Total	5,050,100.00	Balance December 31, 1975	53,450.00
STATUTORY EXPENDITURES		EQUALIZED VALUATION BASIS		CURRENT FINANCES DECEMBER 31, 1975	
Pensions & F. I. C. A.	110,690.00	FOR NET DEBT COMPUTATION	181,530,856.00	ASSETS	
Employee Fringe Benefits	39,651.28	REAL PROPERTY VALUATIONS		Cash Dec. 31, 1975	587,090.77
Other Statutory Expenditures		Code Class # of Parcels % VAL'N		Taxes Receivable	414,567.67
CETA And Other Public Employment Programs		1 Vacant Land 1813 10.38	20,100,765.00	Tox Title Liens	156,610.57
MUNICIPAL FUNCTIONS TOTAL	2,192,926.35	2 Residential 3843 80.57	156,060,670.00	Foreclosed Property	53,450.00
CAPITAL IMPROVEMENTS		3 Farm 162 2.39	4,628,400.00	Emergencies & Other Deferred Charges	231,100.00
DEBT SERVICE		4a Commercial 152 5.46	10,567,550.00	State and Federal Aid Receivable	76,082.29
Principal Payments	65,500.00	4b Industrial 15 .99	1,912,550.00	Other Receivables	10,572.21
Interest Payments	37,300.50	4c Apartments 3 .22	429,150.00	Total	1,529,473.51
DEFERRED CHARGES		Total 5988	193,699,085.00	LIABILITIES, RESERVES, AND SURPLUS	
SCHOOL, COUNTY, SPECIAL DISTRICT TAXES	107,748.18	Land Area 38.50 Sq. Miles		Cash Liabilities	629,069.79
RESERVE FOR UNCOLLECTED TAXES	5,734,894.72	Net Valuation Taxable-Municipal	195,204,270.00	Reserves for Receivables	635,200.45
EXPENDITURES TOTAL	8,633,946.55	Net Valuation Taxable-County	189,717,202.00	Surplus Dec. 31, 1975	265,203.27
		State Equalized Valuation	209,070,842.00	Total	1,529,473.51
		State Equalization Ratio	93.32		

PER CAPITA:		PER CENT:	
Gross Debt	1,231.98	Gross Debt	12.71
Net Debt	656.98	Net Debt	6.78
Debt Service	7.02	Tax Levy Collected	95.69
Total Tax Levy	403.99	Tax Levy Cancelled, Abated	
Municipal Expenditures	153.89	or Adjusted	.04

1971/3000

1348

Population 1970 **3,900**
 Population 1975 **3,795**
 S & P Rating
 Moody Rating **A**

General Tax Rate Per \$100. **2.58**
 State Equalized Tax Rate **2.02**

SPRING LAKE BOROUGH — MONMOUTH CO.

Form of Government:

Borough Council

Number of Members on Governing Body 6

PER CAPITA: **471.85** PER CENT: **1.83**
 Gross Debt **211.80** Gross Debt **.82**
 Net Debt **27.74** Net Debt **93.65**
 Debt Service **562.22** Tax Levy Collected
 Total Tax Levy **406.58** Tax Levy Cancelled, Abated
 Municipal Expenditures or Adjusted **.89**

EXPENDITURES		REVENUES-REALIZED		1975 PROPERTY TAX	
GENERAL GOVERNMENT				STATE EQUALIZED TAX RATE 2.02	
Governing Body & Public Boards		1975 Property Taxes Collected	1,998,175.24	Local District School Taxes	689,000.00
Municipal Clerk		1975 Payments in Lieu of Taxes		Regional & Consolidated School Tax	
Financial Administration	4,900.00	Delinquent Tax & Lien Collections	107,647.20	School Taxes in Municipal Budget	
Assessment of Taxes	8,300.00	Business Personalty Replacement Taxes	17,878.11	County Taxes	650,913.33
Collection of Taxes	24,000.00	Taxes from Public Utilities	111,302.51	County Library Taxes	
Planning, Housing & Development	10,400.00	Other Miscellaneous Tax Revenues		Local Municipal Purpose Taxes	783,443.79
Human Resources	200.00	State Aid Revenues	1,530.50	Veteran & Senior Citizen Taxes	25,710.00
Elections		Federal Aid Revenues	11,228.51	Total Taxes for Rate Computation	2,149,067.12
General Administration (other)	165,498.00	State and Local Fiscal Assistance Act Utilized	43,350.00	Special District Taxes	
JUDICIARY		Sale of Acquired Property		Bank Stock Taxes	6,556.21
Municipal Courts	12,000.00	Other Miscellaneous Revenues	313,043.39	Added and Omitted Taxes	3,702.03
PUBLIC SAFETY		Total	2,604,155.46	Total Taxes Levied - ABSTRACT	2,133,615.36
Fire Protection	21,100.00	Prior Years Surplus Appropriated	360,000.00	Total Taxes Billed	2,133,615.36
Police Protection	254,300.00	REVENUES TOTAL	2,964,155.46	1975 TAXES COLLECTED	1,998,175.24
Civil Defense & Disaster Control	300.00	Reserve For Uncollected Taxes	154,998.75	1975 Taxes Cancelled, Abated or Adjusted	19,077.52
Environmental Inspection & Control		CAPITAL OUTLAY TOTAL	102,005.96	Transfer to Tax Title Liens or Foreclosed	
Other Public Safety		Public Enterprises	49,713.16	Balance Outstanding Dec. 31, 1975	116,362.60
PUBLIC WORKS		Recreation—Culture		PRIOR YEARS TAXES OUTSTANDING	
Streets and Drainage	127,800.00	Public Works	52,292.80	Balance January 1, 1975	78,914.98
Sewers and Sewage Processing	68,000.00	Buildings and Grounds		Collected in 1975	74,669.28
Garbage and Trash Disposal	107,250.00	Library and Education		Cancelled, Abated or Adjusted 1975	479.00
Public Buildings and Grounds	33,000.00	Conservation		Transfers to Tax Title Liens or Foreclosed	
Other Public Works	33,000.00	All Other		Balance December 31, 1975	3,766.70
HEALTH and WELFARE		CAPITAL DEBT AUTHORIZED, DECEMBER 31, 1975		TAX TITLE LIENS OUTSTANDING	
Health Services Except Environmental	5,350.00	ISSUED AND UNISSUED		Balance January 1, 1975	45,470.39
Welfare-Public Assistance	4,200.00	School	847,000	Transfer From Taxes	
Hospitals, Clinics, First Aid	700.00	Self-liquidating	167,225	Redeemed in 1975	32,977.92
Animal, Insect, & Rodent Control	100.00	Other	776,443	Cancelled, Abated or Adjusted (1975)	
Other Welfare Services		Total	1,790,668	Transfers to Foreclosed Property	
RECREATION and CONSERVATION		ISSUED AND OUTSTANDING		Balance December 31, 1975	12,492.47
Beaches and Boardwalks	156,800.00	School	847,000.00	PROPERTY ACQUIRED BY DEED OR	
Parks, Playgrounds, Shade Trees	60,100.00	Self-Liquidating	96,000.00	FORECLOSURE	
Land Reclamation & Conservation		Other	672,000.00	Balance January 1, 1975	10,300.00
Other Recreational Services	8,000.00	Total	1,615,000.00	Transfers From Taxes or Liens	
EDUCATION (excluding schools)		EQUALIZED VALUATION BASIS		Sale for Cash (1975)	
Libraries	25,100.00	FOR NET DEBT COMPUTATION	97,844,635.67	Cancelled, Abated or Adjusted (1975)	
Other Educational Services		REAL PROPERTY VALUATIONS		Balance December 31, 1975	10,300.00
STATUTORY EXPENDITURES		Code Class # of Parcels % VAL'N		CURRENT FINANCES DECEMBER 31, 1975	
Pensions & F. I. C. A.	89,700.00	1 Vacant Land 119 4.03	3,258,200.00	ASSETS	
Employee Fringe Benefits	26,902.00	2 Residential 1503 85.71	69,335,600.00	Cash Dec. 31, 1975	890,367.03
Other Statutory Expenditures		3 Farm		Taxes Receivable	120,129.30
CETA And Other Public Employment Programs	14,783.00	4a Commercial 95 10.27	8,306,300.00	Tax Title Liens	12,492.47
MUNICIPAL FUNCTIONS TOTAL	1,261,783.00	4b Industrial		Foreclosed Property	10,300.00
CAPITAL IMPROVEMENTS * MEMO *	7,000.00	4c Apartments		Emergencies & Other Deferred Charges	17,660.50
DEBT SERVICE		Total	80,900,100.00	State and Federal Aid Receivable	21,000.00
Principal Payments	75,000.00	Land Area 1.30 Sq. Miles		Other Receivables	5,976.77
Interest Payments	30,262.25	Net Valuation Taxable-Municipal	83,405,049.00	Total	1,077,926.07
DEFERRED CHARGES	20,937.00	Net Valuation Taxable-County	103,684,591.00	LIABILITIES, RESERVES, AND SURPLUS	
SCHOOL, COUNTY, SPECIAL DISTRICT TAXES	1,339,913.33	State Equalized Valuation	105,356,275.00	Cash Liabilities	531,885.76
RESERVE FOR UNCOLLECTED TAXES	154,998.75	State Equalization Ratio	78.66	Reserves for Receivables	148,898.54
EXPENDITURES TOTAL	2,882,854.33			Surplus Dec. 31, 1975	397,141.77
				Total	1,077,926.07

1349

Population 1970 **4,605**
 Population 1975 **4,715**
 S & P Rating
 Moody Rating **BAA**

General Tax Rate Per \$100. **3.04**
 State Equalized Tax Rate **2.97**

SPRING LAKE HEIGHTS — MONMOUTH CO.

Form of Government:
Borough Council
 Number of Members on Governing Body **6**

PER CAPITA:
 Gross Debt **480.40**
 Net Debt **136.13**
 Debt Service **9.99**
 Total Tax Levy **419.20**
 Municipal Expenditures **156.57**

PER CENT:
 Gross Debt **3.98**
 Net Debt **1.13**
 Tax Levy Collected **96.29**
 Tax Levy Cancelled, Abated or Adjusted **2.09**

EXPENDITURES		REVENUES-REALIZED		1975 PROPERTY TAX	
GENERAL GOVERNMENT				STATE EQUALIZED TAX RATE \rightarrow	
Governing Body & Public Boards		1975 Property Taxes Collected	1,904,095.29	Local District School Taxes 1.68	1,093,310.00
Municipal Clerk		1975 Payments in Lieu of Taxes		Regional & Consolidated School Tax	
Financial Administration	8,300.00	Delinquent Tax & Lien Collections	67,960.98	School Taxes in Municipal Budget	
Assessment of Taxes	3,450.00	Business Personalty Replacement Taxes	15,007.65	County Taxes	382,896.82
Collection of Taxes	9,650.00	Taxes from Public Utilities	103,354.33	County Library Taxes	13,561.91
Planning, Housing & Development	8,920.00	Other Miscellaneous Tax Revenues		Local Municipal Purpose Taxes	417,026.46
Human Resources		State Aid Revenues	2,753.32	Veteran & Senior Citizen Taxes	26,780.00
Elections	2,100.00	Federal Aid Revenues	13,289.75	Total Taxes for Rate Computation	1,933,575.19
General Administration (other)	64,400.00	State and Local Fiscal Assistance Act Utilized	39,648.09	Special District Taxes	
JUDICIARY		Sale of Acquired Property		Bank Stock Taxes	4,745.04
Municipal Courts	7,700.00	Other Miscellaneous Revenues	36,061.51	Added and Omitted Taxes	65,006.27
PUBLIC SAFETY				Total Taxes Levied - ABSTRACT	1,976,546.50
Fire Protection	23,500.00	Prior Years Surplus Appropriated	69,825.00	Total Taxes Billed	1,977,548.57
Police Protection	211,134.09	REVENUES TOTAL	2,251,995.92	1975 TAXES COLLECTED	1,904,095.29
Civil Defense & Disaster Control	300.00	Reserve For Uncollected Taxes	59,237.11	1975 Taxes Cancelled, Abated or Adjusted	1,782.08
Environmental Inspection & Control	7,025.00	CAPITAL OUTLAY TOTAL	148,932.47	Transfer to Tax Title Liens or Foreclosed	
Other Public Safety				Balance Outstanding Dec. 31, 1975	71,671.20
PUBLIC WORKS				PRIOR YEARS TAXES OUTSTANDING	
Streets and Drainage	110,000.00	Public Enterprises	35.00	Balance January 1, 1975	47,522.18
Sewers and Sewage Processing	500.00	Recreation—Culture	139,317.91	Collected in 1975	47,035.46
Garbage and Trash Disposal	62,800.00	Public Works	9,229.98	Cancelled, Abated or Adjusted 1975	
Public Buildings and Grounds	16,900.00	Buildings and Grounds	349.58	Transfers to Tax Title Liens or Foreclosed	
Other Public Works		Library and Education		Balance December 31, 1975	486.72
HEALTH and WELFARE		Conservation		TAX TITLE LIENS OUTSTANDING	
Health Services Except Environmental	4,400.00	All Other		Balance January 1, 1975	20,925.52
Welfare-Public Assistance	1,725.00	CAPITAL DEBT AUTHORIZED, DECEMBER 31, 1975		Transfer From Taxes	
Hospitals, Clinics, First Aid		ISSUED AND UNISSUED		Redeemed in 1975	20,925.52
Animal, Insect, & Rodent Control		School	660,000	Cancelled, Abated or Adjusted (1975)	
Other Welfare Services		Self-liquidating	963,250	Transfers to Foreclosed Property	
RECREATION and CONSERVATION		Other	641,846	Balance December 31, 1975	
Beaches and Boardwalks		Total	2,265,096	PROPERTY ACQUIRED BY DEED OR	
Parks, Playgrounds, Shade Trees	8,500.00			FORECLOSURE	
Land Reclamation & Conservation		ISSUED AND OUTSTANDING		Balance January 1, 1975	10,180.00
Other Recreational Services		School	660,000.00	Transfers From Taxes or Liens	
EDUCATION (excluding schools)		Self-Liquidating	924,000.00	Sale for Cash (1975)	750.00
Libraries		Other	495,500.00	Cancelled, Abated or Adjusted (1975)	
Other Educational Services		Total	2,079,500.00	Balance December 31, 1975	9,430.00
STATUTORY EXPENDITURES		EQUALIZED VALUATION BASIS		CURRENT FINANCES DECEMBER 31, 1975	
Pensions & F. I. C. A.	39,000.00	FOR NET DEBT COMPUTATION *	56,875,795.67	ASSETS	
Employee Fringe Benefits	16,500.00	REAL PROPERTY VALUATIONS		Cash Dec. 31, 1975	215,014.40
Other Statutory Expenditures		Code Class # of Parcels % VAL'N		Taxes Receivable	72,157.92
CETA And Other Public Employment Programs	17,285.00	1 Vacant Land 155 2.09	1,317,500.00	Tax Title Liens	
MUNICIPAL FUNCTIONS TOTAL	624,089.09	2 Residential 1272 65.31	41,225,400.00	Foreclosed Property	9,430.00
CAPITAL IMPROVEMENTS MEMO		3 Farm		Emergencies & Other Deferred Charges	12,825.00
DEBT SERVICE		4a Commercial 97 15.11	9,537,200.00	State and Federal Aid Receivable	1,077.00
Principal Payments	25,000.00	4b Industrial 1 .15	95,500.00	Other Receivables	1,400.95
Interest Payments	22,093.50	4c Apartments 11 17.34	10,946,100.00	Total	311,905.27
DEFERRED CHARGES	7,825.00	Total 1536	63,121,700.00	LIABILITIES, RESERVES, AND SURPLUS	
SCHOOL, COUNTY, SPECIAL DISTRICT TAXES	1,489,758.73	Land Area 1.30 Sq. Miles		Cash Liabilities	79,649.73
RESERVE FOR UNCOLLECTED TAXES	59,237.11	Net Valuation Taxable-Municipal	63,650,385.00	Reserves for Receivables	82,988.87
EXPENDITURES TOTAL	2,228,013.43	Net Valuation Taxable-County	61,261,424.00	Surplus Dec. 31, 1975	149,266.67
		State Equalized Valuation	64,966,301.00	Total	311,905.27
		State Equalization Ratio	97.96		

0334

Population 1970 2,260
 Population 1975 2,435
 S & P Rating
 Moody Rating

General Tax Rate Per \$100. 2.49
 State Equalized Tax Rate 2.18

SPRINGFIELD TOWNSHIP — BURLINGTON CO.

Form of Government:

Township Committee

Number of Members on Governing Body 3

PER CAPITA: 195.95 PER CENT: 1.35
 Gross Debt
 Net Debt
 Debt Service .41
 Total Tax Levy 344.73
 Municipal Expenditures 188.09
 Gross Debt
 Net Debt
 Tax Levy Collected 86.45
 Tax Levy Cancelled, Abated or Adjusted

EXPENDITURES		REVENUES-REALIZED		1975 PROPERTY TAX	
GENERAL GOVERNMENT				STATE EQUALIZED TAX RATE	
Governing Body & Public Boards		1975 Property Taxes Collected	725,709.75	Local District School Taxes .91	351,369.25
Municipal Clerk		1975 Payments in Lieu of Taxes		Regional & Consolidated School Tax .52	198,917.64
Financial Administration	6,267.00	Delinquent Tax & Lien Collections	74,685.54	School Taxes in Municipal Budget	
Assessment of Taxes	3,500.00	Business Personalty Replacement Taxes	26,919.00	County Taxes .59	229,498.84
Collection of Taxes	3,500.00	Taxes from Public Utilities	137,680.56	County Library Taxes .02	9,407.39
Planning, Housing & Development	14,235.00	Other Miscellaneous Tax Revenues		Local Municipal Purpose Taxes .10	40,445.71
Human Resources		State Aid Revenues	9,988.50	Veteran & Senior Citizen Taxes .03	12,340.00
Elections		Federal Aid Revenues		Total Taxes for Rate Computation 2.17	841,978.83
General Administration (other)	44,655.00	State and Local Fiscal Assistance Act Utilized	15,432.00	Special District Taxes	
JUDICIARY		Sale of Acquired Property		Bank Stock Taxes	476.29
Municipal Courts	23,250.00	Other Miscellaneous Revenues	80,362.50	Added and Omitted Taxes	9,306.79
PUBLIC SAFETY		Total	1,070,777.85	Total Taxes Levied - ABSTRACT	839,421.91
Fire Protection	45,000.00	Prior Years Surplus Appropriated	210,000.00	Total Taxes Billed	839,421.91
Police Protection	32,160.00	REVENUES TOTAL	1,280,777.85	1975 TAXES COLLECTED	725,709.75
Civil Defense & Disaster Control	1,950.00	Reserve For Uncollected Taxes	87,358.00	1975 Taxes Cancelled, Abated or Adjusted	
Environmental Inspection & Control	1,250.00	CAPITAL OUTLAY TOTAL	7,421.20	Transfer to Tax Title Liens or Foreclosed	
Other Public Safety				Balance Outstanding Dec. 31, 1975	113,712.16
PUBLIC WORKS		Public Enterprises		PRIOR YEARS TAXES OUTSTANDING	
Streets and Drainage	104,595.00	Recreation—Culture		Balance January 1, 1975	91,308.32
Sewers and Sewage Processing		Public Works		Collected in 1975	74,685.54
Garbage and Trash Disposal	41,000.00	Buildings and Grounds	7,421.20	Cancelled, Abated or Adjusted 1975	
Public Buildings and Grounds	30,700.00	Library and Education		Transfers to Tax Title Liens or Foreclosed	
Other Public Works		Conservation		Balance December 31, 1975	16,622.78
HEALTH and WELFARE		All Other		TAX TITLE LIENS OUTSTANDING	
Health Services Except Environmental	800.00	CAPITAL DEBT AUTHORIZED, DECEMBER 31, 1975		Balance January 1, 1975	9,082.46
Welfare-Public Assistance	2,450.00	ISSUED AND UNISSUED GROSS DEBT		Transfer From Taxes	
Hospitals, Clinics, First Aid		School 477,140		Redeemed in 1975	
Animal, Insect, & Rodent Control		Self-liquidating		Cancelled, Abated or Adjusted (1975)	
Other Welfare Services		Other		Transfers to Foreclosed Property	
RECREATION and CONSERVATION		Total 477,140		Balance December 31, 1975	9,082.46
Beaches and Boardwalks		ISSUED AND OUTSTANDING		PROPERTY ACQUIRED BY DEED OR	
Parks, Playgrounds, Shade Trees	2,750.00	School 477,140.00		FORECLOSURE	
Land Reclamation & Conservation		Self-liquidating		Balance January 1, 1975	3,450.00
Other Recreational Services	1,000.00	Other		Transfers From Taxes or Liens	
EDUCATION (excluding schools)		Total 477,140.00		Sale for Cash (1975)	
Libraries		EQUALIZED VALUATION BASIS		Cancelled, Abated or Adjusted (1975)	
Other Educational Services		FOR NET DEBT COMPUTATION	35,394,048.00	Balance December 31, 1975	3,450.00
STATUTORY EXPENDITURES		REAL PROPERTY VALUATIONS		CURRENT FINANCES DECEMBER 31, 1975	
Pensions & F. I. C. A.	8,877.81	Code Class # of Parcels % VAL'N		ASSETS	
Employee Fringe Benefits		1 Vacant Land 155 5.06	1,660,000.00	Cash Dec. 31, 1975	499,703.63
Other Statutory Expenditures		2 Residential 534 51.02	16,726,675.00	Taxes Receivable	130,334.94
CETA And Other Public Employment Programs		3 Farm 398 30.36	9,955,000.00	Tax Title Liens	9,082.46
MUNICIPAL FUNCTIONS TOTAL	367,939.81	4a Commercial 61 13.54	4,439,800.00	Foreclosed Property	3,450.00
CAPITAL IMPROVEMENTS * MEMO*	500.00	4b Industrial		Emergencies & Other Deferred Charges	5,077.81
DEBT SERVICE		4c Apartments		State and Federal Aid Receivable	28,136.23
Principal Payments		Total 1148	32,781,475.00	Other Receivables	6,369.36
Interest Payments	1,000.00	Land Area 29.34 Sq. Miles		Total	682,154.43
DEFERRED CHARGES	1,700.00	Net Valuation Taxable-Municipal	33,849,621.00	LIABILITIES, RESERVES, AND SURPLUS	
SCHOOL, COUNTY, SPECIAL DISTRICT TAXES	789,193.12	Net Valuation Taxable-County	35,905,624.00	Cash Liabilities	328,180.79
RESERVE FOR UNCOLLECTED TAXES	87,358.00	State Equalized Valuation	38,434,469.00	Reserves for Receivables	149,236.76
EXPENDITURES TOTAL	1,247,190.93	State Equalization Ratio	87.73	Surplus Dec. 31, 1975	204,736.88

2017

Population 1970 **15,745**
 Population 1975 **15,460**
 S & P Rating
 Moody Rating **A**

General Tax Rate Per \$100. **2.70**
 State Equalized Tax Rate **2.79**

SPRINGFIELD TOWNSHIP — UNION COUNTY

Form of Government:
 Township Council
 Number of Members on Governing Body 5

PER CAPITA: **368.50**
 Gross Debt **145.71**
 Net Debt **11.00**
 Debt Service **567.83**
 Total Tax Levy **223.09**
 Municipal Expenditures

PER CENT: **1.97**
 Gross Debt **.78**
 Net Debt **98.17**
 Tax Levy Collected
 Tax Levy Cancelled, Abated
 or Adjusted **.06**

EXPENDITURES		REVENUES-REALIZED		1975 PROPERTY TAX	
GENERAL GOVERNMENT				STATE EQUALIZED TAX RATE	
Governing Body & Public Boards		1975 Property Taxes Collected	8,651,922.86	Local District School Taxes	2,900,430.25
Municipal Clerk		1975 Payments in Lieu of Taxes	7,671.98	Regional & Consolidated School Tax	2,409,047.81
Financial Administration	29,874.00	Delinquent Tax & Lien Collections	172,313.85	School Taxes in Municipal Budget	
Assessment of Taxes	26,856.00	Business Personalty Replacement Taxes	346,973.45	County Taxes	1,458,490.14
Collection of Taxes	23,637.00	Taxes from Public Utilities	490,770.37	County Library Taxes	
Planning, Housing & Development	13,450.00	Other Miscellaneous Tax Revenues		Local Municipal Purpose Taxes	1,948,062.53
Human Resources	2,000.00	State Aid Revenues	4,957.90	Veteran & Senior Citizen Taxes	94,460.00
Elections		Federal Aid Revenues		Total Taxes for Rate Computation	8,810,490.73
General Administration (other)	186,849.00	State and Local Fiscal Assistance Act Utilized	111,400.77	Special District Taxes	
JUDICIARY		Sale of Acquired Property		Bank Stock Taxes	16,063.01
Municipal Courts	26,706.00	Other Miscellaneous Revenues	334,856.81	Added and Omitted Taxes	46,585.14
PUBLIC SAFETY		Total	10,120,867.99	Total Taxes Levied - ABSTRACT	8,778,678.88
Fire Protection	397,050.00	Prior Years Surplus Appropriated	520,000.00	Total Taxes Billed	8,813,609.96
Police Protection	701,008.00	REVENUES TOTAL	10,640,867.99	1975 TAXES COLLECTED	8,651,922.86
Civil Defense & Disaster Control	12,675.00	Reserve For Uncollected Taxes	287,216.41	1975 Taxes Cancelled, Abated or Adjusted	5,518.60
Environmental Inspection & Control	15,113.00	CAPITAL OUTLAY TOTAL	122,327.07	Transfer to Tax Title Liens or Foreclosed	8,351.10
Other Public Safety				Balance Outstanding Dec. 31, 1975	147,817.40
PUBLIC WORKS				PRIOR YEARS TAXES OUTSTANDING	
Streets and Drainage	299,003.00	Public Enterprises		Balance January 1, 1975	184,844.86
Sewers and Sewage Processing	169,397.00	Recreation—Culture	8,927.02	Collected in 1975	171,960.53
Garbage and Trash Disposal	221,225.00	Public Works	71,940.59	Cancelled, Abated or Adjusted 1975	1,919.62
Public Buildings and Grounds	124,990.00	Buildings and Grounds	7,529.46	Transfers to Tax Title Liens or Foreclosed	3,145.68
Other Public Works	68,246.00	Library and Education	33,930.00	Balance December 31, 1975	7,819.03
HEALTH and WELFARE		Conservation		TAX TITLE LIENS OUTSTANDING	
Health Services Except Environmental	41,815.00	All Other		Balance January 1, 1975	9,236.01
Welfare-Public Assistance	3,976.00	CAPITAL DEBT AUTHORIZED, DECEMBER 31, 1975		Transfer From Taxes	11,863.94
Hospitals, Clinics, First Aid	5,000.00	ISSUED AND UNISSUED		Redeemed in 1975	353.32
Animal, Insect, & Rodent Control	5,500.00	School	3,193,894	Cancelled, Abated or Adjusted (1975)	
Other Welfare Services		Self-liquidating	288,800	Transfers to Foreclosed Property	
RECREATION and CONSERVATION		Other	2,214,268	Balance December 31, 1975	20,746.63
Beaches and Boardwalks		Total	5,696,962	PROPERTY ACQUIRED BY DEED OR	
Parks, Playgrounds, Shade Trees	96,369.00	ISSUED AND OUTSTANDING		FORECLOSURE	
Land Reclamation & Conservation	1,200.00	School	3,193,894.00	Balance January 1, 1975	11,040.00
Other Recreational Services	5,000.00	Self-Liquidating	265,000.00	Transfers From Taxes or Liens	
EDUCATION (excluding schools)		Other	1,479,000.00	Sale for Cash (1975)	
Libraries	245,000.00	Total	4,937,894.00	Cancelled, Abated or Adjusted (1975)	
Other Educational Services		EQUALIZED VALUATION BASIS		Balance December 31, 1975	11,040.00
STATUTORY EXPENDITURES		FOR NET DEBT COMPUTATION	289,566,826.67	CURRENT FINANCES DECEMBER 31, 1975	
Pensions & F. I. C. A.	192,650.00	REAL PROPERTY VALUATIONS		ASSETS	
Employee Fringe Benefits	57,150.00	Code Class # of Parcels % VAL'N		Cash Dec. 31, 1975	3,554,609.45
Other Statutory Expenditures		1 Vacant Land 147 1.58	5,117,800.00	Taxes Receivable	155,636.43
CETA And Other Public Employment Programs		2 Residential 3777 59.09	191,946,200.00	Tax Title Liens	20,746.63
MUNICIPAL FUNCTIONS TOTAL	2,971,739.00	3 Farm 17 .11	338,700.00	Foreclosed Property	11,040.00
CAPITAL IMPROVEMENTS *MEMO#	30,000.00	4a Commercial 222 21.52	69,912,500.00	Emergencies & Other Deferred Charges	43,000.00
DEBT SERVICE		4b Industrial 67 9.55	31,030,700.00	State and Federal Aid Receivable	21,237.73
Principal Payments	95,000.00	4c Apartments 20 8.16	26,500,900.00	Other Receivables	3,797.50
Interest Payments	75,000.00	Total 4250	324,846,800.00	Total	3,810,067.74
DEFERRED CHARGES	20,000.00	Land Area 5.20 Sq. Miles		LIABILITIES, RESERVES, AND SURPLUS	
SCHOOL, COUNTY, SPECIAL DISTRICT TAXES	6,767,968.20	Net Valuation Taxable-Municipal	327,443,846.00	Cash Liabilities	2,770,855.71
RESERVE FOR UNCOLLECTED TAXES	287,216.41	Net Valuation Taxable-County	307,541,867.00	Reserves for Receivables	191,220.56
EXPENDITURES TOTAL	10,216,923.61	State Equalized Valuation	316,398,808.00	Surplus Dec. 31, 1975	847,991.47
		State Equalization Ratio	103.52	Total	3,810,067.74

1530

Population 1970 **3,690**
 Population 1975 **4,765**
 S & P Rating
 Moody Rating

General Tax Rate Per \$100. **1.82**
 State Equalized Tax Rate **1.64**

STAFFORD TOWNSHIP — OCEAN COUNTY

Form of Government:

Township Committee

Number of Members on Governing Body 3

PER CAPITA: **656.30** PER CENT: **2.31**
 Gross Debt **58.34** Gross Debt **.21**
 Net Debt **15.59** Net Debt **79.98**
 Debt Service **596.63** Tax Levy Collected
 Total Tax Levy **421.93** Tax Levy Cancelled, Abated
 Municipal Expenditures or Adjusted

EXPENDITURES		REVENUES-REALIZED		1975 PROPERTY TAX	
GENERAL GOVERNMENT		1975 Property Taxes Collected		STATE EQUALIZED TAX RATE 1.65	
Governing Body & Public Boards		2,273,661.17		Local District School Taxes	958,542.70
Municipal Clerk		1975 Payments in Lieu of Taxes		Regional & Consolidated School Tax	590,045.89
Financial Administration	8,700.00	140,705.30		School Taxes in Municipal Budget	
Assessment of Taxes	50,030.00	21,394.80		County Taxes	697,069.71
Collection of Taxes	41,800.00	700,241.40		County Library Taxes	34,192.02
Planning, Housing & Development	26,300.00	Other Miscellaneous Tax Revenues		Local Municipal Purpose Taxes	477,328.72
Human Resources	1,000.00	State Aid Revenues		Veteran & Senior Citizen Taxes	53,338.00
Elections		5,095.50		Total Taxes for Rate Computation	2,810,517.04
General Administration (other)	248,646.00	Federal Aid Revenues		Special District Taxes	
JUDICIARY		49,190.69		Bank Stock Taxes	2,871.28
Municipal Courts	30,175.00	State and Local Fiscal Assistance Act Utilized		Added and Omitted Taxes	82,875.05
PUBLIC SAFETY		98,531.46		Total Taxes Levied - ABSTRACT	2,842,925.37
Fire Protection	35,500.00	Sale of Acquired Property		Total Taxes Billed	2,842,925.37
Police Protection	390,000.00	Other Miscellaneous Revenues		1975 TAXES COLLECTED	2,273,661.17
Civil Defense & Disaster Control	2,500.00	278,206.32		1975 Taxes Cancelled, Abated or Adjusted	
Environmental Inspection & Control	19,800.00	3,567,026.64		Transfer to Tax Title Liens or Foreclosed	
Other Public Safety		628,300.00		Balance Outstanding Dec. 31, 1975	569,264.20
PUBLIC WORKS		4,195,326.64		PRIOR YEARS TAXES OUTSTANDING	
Streets and Drainage	268,699.00	331,100.00		Balance January 1, 1975	159,588.72
Sewers and Sewage Processing		123,250.25		Collected in 1975	137,688.67
Garbage and Trash Disposal	155,575.00	Public Enterprises		Cancelled, Abated or Adjusted 1975	
Public Buildings and Grounds	22,000.00	1,598.42		Transfers to Tax Title Liens or Foreclosed	
Other Public Works		17,211.10		Balance December 31, 1975	21,900.05
HEALTH and WELFARE		104,440.73		TAX TITLE LIENS OUTSTANDING,	
Health Services Except Environmental	13,750.00	All Other		Balance January 1, 1975	26,997.02
Welfare-Public Assistance	12,600.00	CAPITAL DEBT AUTHORIZED, DECEMBER 31, 1975		Transfer From Taxes	
Hospitals, Clinics, First Aid	10,000.00	ISSUED AND UNISSUED GROSS DEBT		Redeemed in 1975	3,016.63
Animal, Insect, & Rodent Control	35,700.00	SCHOOL		Cancelled, Abated or Adjusted (1975)	
Other Welfare Services		278,000		Transfers to Foreclosed Property	
RECREATION and CONSERVATION		3,127,262		Balance December 31, 1975	23,980.39
Beaches and Boardwalks		Other		PROPERTY ACQUIRED BY DEED OR	
Parks, Playgrounds, Shade Trees	16,725.00	Total		FORECLOSURE	
Land Reclamation & Conservation		ISSUED AND OUTSTANDING		Balance January 1, 1975	9,355.00
Other Recreational Services	3,350.00	SCHOOL		Transfers From Taxes or Liens	
EDUCATION (excluding schools)		Self-Liquidating		Sale for Cash (1975)	
Libraries		Other		Cancelled, Abated or Adjusted (1975)	
Other Educational Services	4,000.00	Total		Balance December 31, 1975	9,355.00
STATUTORY EXPENDITURES		EQUALIZED VALUATION BASIS		CURRENT FINANCES DECEMBER 31, 1975	
Pensions & F. I. C. A.	79,400.00	FOR NET DEBT COMPUTATION		ASSETS	
Employee Fringe Benefits	30,000.00	REAL PROPERTY VALUATIONS		Cash Dec. 31, 1975	1,372,896.21
Other Statutory Expenditures		Code Class # of Parcels % VAL'N		Taxes Receivable	591,164.25
CETA And Other Public Employment Programs	59,550.00	1 Vacant Land 8557 37.23		Tax Title Liens	23,980.39
MUNICIPAL FUNCTIONS TOTAL	1,565,800.00	2 Residential 4040 53.38		Foreclosed Property	9,355.00
CAPITAL IMPROVEMENTS *MEMO*	50,000.00	3 Farm 15 .16		Emergencies & Other Deferred Charges	23,600.00
DEBT SERVICE		4a Commercial 150 9.23		State and Federal Aid Receivable	5,095.50
Principal Payments	65,000.00	4b Industrial		Other Receivables	55,416.34
Interest Payments	9,300.00	4c Apartments		Total	2,081,507.69
DEFERRED CHARGES	39,300.00	Total 12762		LIABILITIES, RESERVES, AND SURPLUS	
SCHOOL, COUNTY, SPECIAL DISTRICT TAXES	2,279,850.32	Land Area 47.05 Sq. Miles		Cash Liabilities	980,258.02
RESERVE FOR UNCOLLECTED TAXES	331,100.00	Net Valuation Taxable-Municipal		Reserves for Receivables	679,915.98
EXPENDITURES TOTAL	4,290,350.32	Net Valuation Taxable-County		Surplus Dec. 31, 1975	421,333.69
		State Equalized Valuation		Total	2,081,507.69
		State Equalization Ratio			

1919

Population 1970 **3,050**
 Population 1975 **3,325**
 S & P Rating
 Moody Rating

General Tax Rate Per \$100. **5.52**
 State Equalized Tax Rate **4.10**

STANHOPE BOROUGH -- SUSSEX COUNTY

Form of Government:
 Borough Council
 Number of Members on Governing Body 6

PER CAPITA:
 Gross Debt **722.35**
 Net Debt **114.63**
 Debt Service **2.15**
 Total Tax Levy **435.47**
 Municipal Expenditures **1446.96**

PER CENT:
 Gross Debt **8.26**
 Net Debt **1.31**
 Tax Levy Collected **90.92**
 Tax Levy Cancelled, Abated or Adjusted **4.3**

EXPENDITURES		REVENUES-REALIZED		1975 PROPERTY TAX	
GENERAL GOVERNMENT				STATE EQUALIZED TAX RATE	
Governing Body & Public Boards		1975 Property Taxes Collected	1,311,635.44	Local District School Taxes	1.47
Municipal Clerk		1975 Payments in Lieu of Taxes		Regional & Consolidated School Tax	1.36
Financial Administration	10,350.00	Delinquent Tax & Lien Collections	78,136.93	School Taxes in Municipal Budget	
Assessment of Taxes	5,850.00	Business Personalty Replacement Taxes	34,370.26	County Taxes	.66
Collection of Taxes	15,750.00	Taxes from Public Utilities	36,812.86	County Library Taxes	.03
Planning, Housing & Development	4,000.00	Other Miscellaneous Tax Revenues		Local Municipal Purpose Taxes	.52
Human Resources		State Aid Revenues	697.00	Veteran & Senior Citizen Taxes	.05
Elections		Federal Aid Revenues		Total Taxes for Rate Computation	4.09
General Administration (other)	34,400.50	State and Local Fiscal Assistance Act Utilized	53,348.77	Special District Taxes	
JUDICIARY		Sale of Acquired Property		Bank Stock Taxes	1,236.65
Municipal Courts	7,550.00	Other Miscellaneous Revenues	30,896.48	Added and Omitted Taxes	77,141.68
PUBLIC SAFETY		Total	1,545,897.74	Total Taxes Levied - ABSTRACT	1,447,944.58
Fire Protection	12,600.00	Prior Years Surplus Appropriated	105,000.00	Total Taxes Billed	1,442,653.22
Police Protection	113,911.00	REVENUES TOTAL	1,650,897.74	1975 TAXES COLLECTED	1,311,635.44
Civil Defense & Disaster Control	1,595.00	Reserve For Uncollected Taxes	125,040.48	1975 Taxes Cancelled, Abated or Adjusted	6,250.60
Environmental Inspection & Control	3,350.00	CAPITAL OUTLAY TOTAL	9,533.35	Transfer to Tax Title Liens or Foreclosed	52,765.03
Other Public Safety				Balance Outstanding Dec. 31, 1975	72,002.15
PUBLIC WORKS				PRIOR YEARS TAXES OUTSTANDING	
Streets and Drainage	8,548.89	Public Enterprises	7,838.32	Balance January 1, 1975	91,008.12
Sewers and Sewage Processing		Recreation—Culture		Collected in 1975	56,120.39
Garbage and Trash Disposal	25,200.00	Public Works	1,695.03	Cancelled, Abated or Adjusted 1975	1,802.93
Public Buildings and Grounds	9,700.00	Buildings and Grounds		Transfers to Tax Title Liens or Foreclosed	29,772.50
Other Public Works	41,000.00	Library and Education		Balance December 31, 1975	3,312.30
HEALTH and WELFARE		Conservation		TAX TITLE LIENS OUTSTANDING	
Health Services Except Environmental	2,401.00	All Other		Balance January 1, 1975	69,675.34
Welfare-Public Assistance	4,100.00	CAPITAL DEBT AUTHORIZED, DECEMBER 31, 1975		Transfer From Taxes	86,864.27
Hospitals, Clinics, First Aid		ISSUED AND UNISSUED		Redeemed in 1975	22,016.54
Animal, Insect, & Rodent Control	900.00	GROSS DEBT		Cancelled, Abated or Adjusted (1975)	66.00
Other Welfare Services		School	1,392,962	Transfers to Foreclosed Property	
RECREATION and CONSERVATION		Self-Liquidating	971,268	Balance December 31, 1975	134,457.07
Beaches and Boardwalks		Other	37,600	PROPERTY ACQUIRED BY DEED OR FORECLOSURE	
Parks, Playgrounds, Shade Trees	200.00	Total	2,401,830	Balance January 1, 1975	1,405.00
Land Reclamation & Conservation		ISSUED AND OUTSTANDING		Transfers From Taxes or Liens	
Other Recreational Services	5,739.50	School	1,392,962.00	Sale for Cash (1975)	
EDUCATION (excluding schools)		Self-Liquidating	938,135.00	Cancelled, Abated or Adjusted (1975)	
Libraries	1,900.00	Other	28,600.00	Balance December 31, 1975	1,405.00
Other Educational Services		Total	2,359,697.00	CURRENT FINANCES DECEMBER 31, 1975	
STATUTORY EXPENDITURES		EQUALIZED VALUATION BASIS FOR NET DEBT COMPUTATION	29,067,220.67	ASSETS	
Pensions & F. I. C. A.	15,800.00	REAL PROPERTY VALUATIONS		Cash Dec. 31, 1975	196,578.99
Employee Fringe Benefits	4,500.00	Code Class # of Parcels % VAL'N		Taxes Receivable	75,314.45
Other Statutory Expenditures		1 Vacant Land 442 7.38	1,839,950.00	Tax Title Liens	134,457.07
CETA And Other Public Employment Programs		2 Residential 825 81.03	20,189,100.00	Foreclosed Property	1,405.00
MUNICIPAL FUNCTIONS TOTAL	329,345.89	3 Farm		Emergencies & Other Deferred Charges	4,050.75
CAPITAL IMPROVEMENTS *MEMO*	2,500.00	4a Commercial 46 7.82	1,947,250.00	State and Federal Aid Receivable	8,712.55
DEBT SERVICE		4b Industrial 4 3.51	873,900.00	Other Receivables	802.54
Principal Payments	5,800.00	4c Apartments 2 .26	65,000.00	Total	421,321.35
Interest Payments	1,350.00	Total 1319	24,915,200.00	LIABILITIES, RESERVES, AND SURPLUS	
DEFERRED CHARGES		Land Area 1.70 Sq. Miles		Cash Liabilities	66,554.50
SCHOOL, COUNTY, SPECIAL DISTRICT TAXES	1,193,283.39	Net Valuation Taxable-Municipal	25,133,659.00	Reserves for Receivables	211,979.06
RESERVE FOR UNCOLLECTED TAXES	125,040.48	Net Valuation Taxable-County	32,443,047.00	Surplus Dec. 31, 1975	142,787.79
EXPENDITURES TOTAL	1,675,277.39	State Equalized Valuation	33,751,703.00	Total	421,321.35
		State Equalization Ratio	74.30		

1920

Population 1970 2,165
 Population 1975 2,400
 S & P Rating
 Moody Rating

General Tax Rate Per \$100. 4.10
 State Equalized Tax Rate 3.32

STILLWATER TOWNSHIP — SUSSEX COUNTY

Form of Government:

Township Committee

Number of Members on Governing Body 5

PER CAPITA: 758.50
 Gross Debt
 Net Debt
 Debt Service
 Total Tax Levy 768.28
 Municipal Expenditures 265.08

PER CENT: 3.66
 Gross Debt
 Net Debt
 Tax Levy Collected 86.32
 Tax Levy Cancelled, Abated or Adjusted

EXPENDITURES		REVENUES-REALIZED		1975 PROPERTY TAX	
GENERAL GOVERNMENT				STATE EQUALIZED TAX RATE	
Governing Body & Public Boards		1975 Property Taxes Collected	1,591,613.97	Local District School Taxes 1.05	581,613.50
Municipal Clerk		1975 Payments in Lieu of Taxes		Regional & Consolidated School Tax 1.02	565,403.50
Financial Administration	6,868.35	Delinquent Tax & Lien Collections	176,650.72	School Taxes in Municipal Budget	
Assessment of Taxes	8,371.25	Business Personalty Replacement Taxes	12,426.80	County Taxes .62	345,727.68
Collection of Taxes	9,107.88	Taxes from Public Utilities	73,809.39	County Library Taxes .03	15,912.53
Planning, Housing & Development	5,781.23	Other Miscellaneous Tax Revenues		Local Municipal Purpose Taxes .57	319,259.15
Human Resources		State Aid Revenues	10,464.50	Veteran & Senior Citizen Taxes .04	22,336.00
Elections		Federal Aid Revenues		Total Taxes for Rate Computation 3.33	1,850,252.36
General Administration (other)	32,544.05	State and Local Fiscal Assistance Act Utilized	80,023.00	Special District Taxes	
JUDICIARY		Sale of Acquired Property		Bank Stock Taxes	740.85
Municipal Courts	13,829.38	Other Miscellaneous Revenues	73,501.11	Added and Omitted Taxes	15,209.92
PUBLIC SAFETY		Total	2,018,489.49	Total Taxes Levied - ABSTRACT	1,843,867.13
Fire Protection	20,000.00	Prior Years Surplus Appropriated	50,000.00	Total Taxes Billed	1,843,867.13
Police Protection	13,819.64	REVENUES TOTAL	2,068,489.49	1975 TAXES COLLECTED	1,591,613.97
Civil Defense & Disaster Control	3,100.00	Reserve For Uncollected Taxes	299,050.46	1975 Taxes Cancelled, Abated or Adjusted	
Environmental Inspection & Control	2,421.13	CAPITAL OUTLAY TOTAL	16,041.40	Transfer to Tax Title Liens or Foreclosed	
Other Public Safety				Balance Outstanding Dec. 31, 1975	252,253.16
PUBLIC WORKS				PRIOR YEARS TAXES OUTSTANDING	
Streets and Drainage	138,301.81	Public Enterprises		Balance January 1, 1975	220,107.80
Sewers and Sewage Processing		Recreation—Culture		Collected in 1975	170,732.56
Garbage and Trash Disposal	22,697.75	Public Works	10,400.00	Cancelled, Abated or Adjusted 1975	
Public Buildings and Grounds	36,171.20	Buildings and Grounds	5,641.40	Transfers to Tax Title Liens or Foreclosed	
Other Public Works		Library and Education		Balance December 31, 1975	49,375.24
HEALTH and WELFARE		Conservation		TAX TITLE LIENS OUTSTANDING	
Health Services Except Environmental	3,086.24	All Other		Balance January 1, 1975	24,607.73
Welfare-Public Assistance	1,495.00	CAPITAL DEBT AUTHORIZED, DECEMBER 31, 1975		Transfer From Taxes	
Hospitals, Clinics, First Aid	1,500.00	ISSUED AND UNISSUED		Redeemed in 1975	5,918.16
Animal, Insect, & Rodent Control		School	1,820,388	Cancelled, Abated or Adjusted (1975)	
Other Welfare Services		Self-liquidating		Transfers to Foreclosed Property	
RECREATION and CONSERVATION		Other		Balance December 31, 1975	18,689.57
Beaches and Boardwalks		Total	1,820,388	PROPERTY ACQUIRED BY DEED OR	
Parks, Playgrounds, Shade Trees				FORECLOSURE	
Land Reclamation & Conservation	175.37	ISSUED AND OUTSTANDING		Balance January 1, 1975	
Other Recreational Services		School	1,820,388.00	Transfers From Taxes or Liens	
EDUCATION (excluding schools)		Self-Liquidating		Sale for Cash (1975)	
Libraries		Other		Cancelled, Abated or Adjusted (1975)	
Other Educational Services		Total	1,820,388.00	Balance December 31, 1975	
STATUTORY EXPENDITURES		EQUALIZED VALUATION BASIS		CURRENT FINANCES DECEMBER 31, 1975	
Pensions & F. I. C. A.	6,565.00	FOR NET DEBT COMPUTATION	49,790,994.33	ASSETS	
Employee Fringe Benefits		REAL PROPERTY VALUATIONS		Cash Dec. 31, 1975	415,070.96
Other Statutory Expenditures		Code Class # of Parcels % VAL'N		Taxes Receivable	301,628.40
CETA And Other Public Employment Programs		1 Vacant Land 1707 15.47	6,947,950.00	Tax Title Liens	18,689.57
MUNICIPAL FUNCTIONS TOTAL	325,835.28	2 Residential 1377 73.81	33,153,000.00	Foreclosed Property	
CAPITAL IMPROVEMENTS MEMO	20,000.00	3 Farm 215 7.12	3,198,175.00	Emergencies & Other Deferred Charges	14,020.15
DEBT SERVICE		4a Commercial 39 3.59	1,614,565.00	State and Federal Aid Receivable	5,179.05
Principal Payments		4b Industrial		Other Receivables	1,351.75
Interest Payments		4c Apartments		Total	755,939.88
DEFERRED CHARGES	11,313.19	Total 3338	44,913,690.00	LIABILITIES, RESERVES, AND SURPLUS	
SCHOOL, COUNTY, SPECIAL DISTRICT TAXES	1,508,657.21	Land Area 27.35 Sq. Miles		Cash Liabilities	185,043.53
RESERVE FOR UNCOLLECTED TAXES	299,050.46	Net Valuation Taxable-Municipal	45,157,061.00	Reserves for Receivables	321,669.72
EXPENDITURES TOTAL	2,144,856.14	Net Valuation Taxable-County	51,079,956.00	Surplus Dec. 31, 1975	249,226.63
		State Equalized Valuation	55,570,244.00	Total	755,939.88
		State Equalization Ratio	81.18		

1023

Population 1970 **620**
 Population 1975 **620**
 S & P Rating
 Moody Rating

General Tax Rate Per \$100. **2.58**
 State Equalized Tax Rate **1.94**

STOCKTON BOROUGH — HUNTERDON COUNTY

Form of Government:

Borough Council

Number of Members on Governing Body 6

PER CAPITA:

Gross Debt **2,134.38**
 Net Debt **2,061.29**
 Debt Service **.04**
 Total Tax Levy **279.97**
 Municipal Expenditures **105.91**

PER CENT:

Gross Debt **18.14**
 Net Debt **17.52**
 Tax Levy Collected **93.86**
 Tax Levy Cancelled, Abated or Adjusted **.10**

EXPENDITURES		REVENUES-REALIZED		1975 PROPERTY TAX	
GENERAL GOVERNMENT				STATE EQUALIZED TAX RATE 1.94	
Governing Body & Public Boards	2,220.00	1975 Property Taxes Collected	163,210.04	Local District School Taxes	51,766.50
Municipal Clerk	1,020.00	1975 Payments in Lieu of Taxes		Regional & Consolidated School Tax	76,140.90
Financial Administration	2,015.00	Delinquent Tax & Lien Collections	8,001.08	School Taxes in Municipal Budget	
Assessment of Taxes	850.00	Business Personalty Replacement Taxes	4,374.59	County Taxes	32,566.88
Collection of Taxes	1,750.00	Taxes from Public Utilities	18,236.34	County Library Taxes	1,673.01
Planning, Housing & Development	900.00	Other Miscellaneous Tax Revenues		Local Municipal Purpose Taxes	10,491.84
Human Resources		State Aid Revenues	308.50	Veteran & Senior Citizen Taxes	4,830.00
Elections	650.00	Federal Aid Revenues		Total Taxes for Rate Computation	177,469.13
General Administration (other)	8,425.00	State and Local Fiscal Assistance Act Utilized	6,311.58	Special District Taxes	
JUDICIARY		Sale of Acquired Property		Bank Stock Taxes	731.48
Municipal Courts	2,650.00	Other Miscellaneous Revenues	8,613.84	Added and Omitted Taxes	213.29
PUBLIC SAFETY		Total	209,055.97	Total Taxes Levied - ABSTRACT	173,583.90
Fire Protection	5,450.00	Prior Years Surplus Appropriated	22,771.72	Total Taxes Billed	173,881.27
Police Protection	925.00	REVENUES TOTAL	231,827.69	1975 TAXES COLLECTED	163,210.04
Civil Defense & Disaster Control	100.00	Reserve For Uncollected Taxes	13,515.59	1975 Taxes Cancelled, Abated or Adjusted	176.73
Environmental Inspection & Control				Transfer to Tax Title Liens or Foreclosed	
Other Public Safety		CAPITAL OUTLAY TOTAL		Balance Outstanding Dec. 31, 1975	10,494.50
PUBLIC WORKS				PRIOR YEARS TAXES OUTSTANDING	
Streets and Drainage	11,542.80	Public Enterprises		Balance January 1, 1975	13,294.43
Sewers and Sewage Processing		Recreation—Culture		Collected in 1975	8,001.08
Garbage and Trash Disposal	6,400.00	Public Works		Cancelled, Abated or Adjusted 1975	
Public Buildings and Grounds	4,255.00	Buildings and Grounds		Transfers to Tax Title Liens or Foreclosed	
Other Public Works		Library and Education		Balance December 31, 1975	5,293.35
HEALTH and WELFARE		Conservation		TAX TITLE LIENS OUTSTANDING	
Health Services Except Environmental	120.00	All Other		Balance January 1, 1975	
Welfare-Public Assistance	80.00	CAPITAL DEBT AUTHORIZED, DECEMBER 31, 1975		Transfer From Taxes	
Hospitals, Clinics, First Aid		ISSUED AND UNISSUED GROSS DEBT NET DEBT		Redeemed in 1975	
Animal, Insect, & Rodent Control	575.20	School 25,847		Cancelled, Abated or Adjusted (1975)	
Other Welfare Services		Self-liquidating 19,468		Transfers to Foreclosed Property	
RECREATION and CONSERVATION		Other 1,278,000	1,278,000	Balance December 31, 1975	
Beaches and Boardwalks		Total 1,323,315	1,278,000	PROPERTY ACQUIRED BY DEED OR	
Parks, Playgrounds, Shade Trees	200.00			FORECLOSURE	
Land Reclamation & Conservation		ISSUED AND OUTSTANDING		Balance January 1, 1975	
Other Recreational Services	100.00	School 25,847.00		Transfers From Taxes or Liens	
EDUCATION (excluding schools)		Self-Liquidating 8,468.00		Sale for Cash (1975)	
Libraries		Other 367,700.00		Cancelled, Abated or Adjusted (1975)	
Other Educational Services		Total 402,015.00		Balance December 31, 1975	
STATUTORY EXPENDITURES		EQUALIZED VALUATION BASIS		CURRENT FINANCES DECEMBER 31, 1975	
Pensions & F. I. C. A.	1,146.26	FOR NET DEBT COMPUTATION	7,296,226.33	ASSETS	
Employee Fringe Benefits		REAL PROPERTY VALUATIONS		Cash Dec. 31, 1975	82,977.38
Other Statutory Expenditures		Code Class # of Parcels % VAL'N		Taxes Receivable	15,787.85
CETA And Other Public Employment Programs		1 Vacant Land 24 1.39	94,100.00	Tax Title Liens	
MUNICIPAL FUNCTIONS TOTAL	51,374.26	2 Residential 188 79.56	5,376,000.00	Foreclosed Property	
CAPITAL IMPROVEMENTS *MEMO*		3 Farm 5 3.03	204,550.00	Emergencies & Other Deferred Charges	16,750.00
DEBT SERVICE		4a Commercial 21 15.38	1,039,200.00	State and Federal Aid Receivable	18,752.50
Principal Payments		4b Industrial 1 .64	43,500.00	Other Receivables	1,463.74
Interest Payments	25.00	4c Apartments		Total	135,731.47
DEFERRED CHARGES	750.00	Total 239	6,757,350.00	LIABILITIES, RESERVES, AND SURPLUS	
SCHOOL, COUNTY, SPECIAL DISTRICT TAXES	162,147.29	Land Area .55 Sq. Miles		Cash Liabilities	63,404.66
RESERVE FOR UNCOLLECTED TAXES	13,515.59	Net Valuation Taxable-Municipal	6,888,012.00	Reserves for Receivables	17,251.59
EXPENDITURES TOTAL	227,812.14	Net Valuation Taxable-County	7,454,619.00	Surplus Dec. 31, 1975	55,075.22
		State Equalized Valuation	9,104,814.00	Total	135,731.47
		State Equalization Ratio	75.31		

0510

Population 1970 1,115
 Population 1975 1,280
 S & P Rating
 Moody Rating

General Tax Rate Per \$100. 1.62
 State Equalized Tax Rate 1.09

STONE HARBOR BOROUGH — CAPE MAY CO.
 Form of Government:
 Borough Council
 Number of Members on Governing Body 6

PER CAPITA: 1,025.08
 Gross Debt 1,021.17
 Net Debt 36.54
 Debt Service 1,160.92
 Total Tax Levy 955.56
 Municipal Expenditures

PER CENT: 1.08
 Gross Debt 1.08
 Net Debt 96.36
 Tax Levy Collected
 Tax Levy Cancelled, Abated or Adjusted 1.62

EXPENDITURES		REVENUES-REALIZED		1975 PROPERTY TAX	
GENERAL GOVERNMENT				STATE EQUALIZED TAX RATE	
Governing Body & Public Boards				Local District School Taxes	24 330,333.50
Municipal Clerk				Regional & Consolidated School Tax	
Financial Administration	6,000.00	1975 Property Taxes Collected	1,431,838.09	School Taxes in Municipal Budget	
Assessment of Taxes	33,048.00	1975 Payments in Lieu of Taxes	20,016.31	County Taxes	.42 564,462.48
Collection of Taxes	16,136.27	Delinquent Tax & Lien Collections	15,160.35	County Library Taxes	.02 32,514.50
Planning, Housing & Development	3,600.00	Business Personality Replacement Taxes	89,819.08	Local Municipal Purpose Taxes	.39 526,841.38
Human Resources		Taxes from Public Utilities	728.00	Veteran & Senior Citizen Taxes	.01 12,100.00
Elections	70.00	Other Miscellaneous Tax Revenues	4,199.50	Total Taxes for Rate Computation	1.08 1,466,251.86
General Administration (other)	161,143.68	State Aid Revenues		Special District Taxes	
JUDICIARY		Federal Aid Revenues	25,070.00	Bank Stock Taxes	6,751.95
Municipal Courts	13,398.47	State and Local Fiscal Assistance Act Utilized		Added and Omitted Taxes	25,075.12
PUBLIC SAFETY		Sale of Acquired Property	318,914.88	Total Taxes Levied - ABSTRACT	1,485,978.93
Fire Protection	24,200.00	Other Miscellaneous Revenues	1,905,746.21	Total Taxes Billed	1,485,978.93
Police Protection	260,100.00	Prior Years Surplus Appropriated	260,000.00	1975 TAXES COLLECTED	1,431,838.09
Civil Defense & Disaster Control	2,200.00	REVENUES TOTAL	2,165,746.21	1975 Taxes Cancelled, Abated or Adjusted	24,001.44
Environmental Inspection & Control	5,272.00	Reserve For Uncollected Taxes	41,201.80	Transfer to Tax Title Liens or Foreclosed	
Other Public Safety		CAPITAL OUTLAY TOTAL	82,860.56	Balance Outstanding Dec. 31, 1975	30,139.40
PUBLIC WORKS				PRIOR YEARS TAXES OUTSTANDING	
Streets and Drainage	86,450.00	Public Enterprises		Balance January 1, 1975	20,176.31
Sewers and Sewage Processing	76,500.00	Recreation—Culture		Collected in 1975	20,016.31
Garbage and Trash Disposal	71,800.00	Public Works	80,733.68	Cancelled, Abated or Adjusted 1975	
Public Buildings and Grounds	36,000.00	Buildings and Grounds	2,126.88	Transfers to Tax Title Liens or Foreclosed	
Other Public Works	24,113.00	Library and Education		Balance December 31, 1975	160.00
HEALTH and WELFARE		Conservation		TAX TITLE LIENS OUTSTANDING	
Health Services Except Environmental	4,500.05	All Other		Balance January 1, 1975	
Welfare-Public Assistance	1,000.00	CAPITAL DEBT AUTHORIZED, DECEMBER 31, 1975		Transfer From Taxes	
Hospitals, Clinics, First Aid		ISSUED AND UNISSUED GROSS DEBT NET DEBT		Redeemed in 1975	
Animal, Insect, & Rodent Control	2,800.00	School 5,000		Cancelled, Abated or Adjusted (1975)	
Other Welfare Services		School Self-liquidating 1,307,099	1,307,099	Transfers to Foreclosed Property	
RECREATION and CONSERVATION		Other 1,312,099	1,307,099	Balance December 31, 1975	
Beaches and Boardwalks	167,000.00	ISSUED AND OUTSTANDING		PROPERTY ACQUIRED BY DEED OR	
Parks, Playgrounds, Shade Trees	30,600.00	School 5,000.00		FORECLOSURE	
Land Reclamation & Conservation		School Self-liquidating 820,000.00		Balance January 1, 1975	121,521.00
Other Recreational Services	15,800.00	Other 825,000.00		Transfers From Taxes or Liens	
EDUCATION (excluding schools)		Total 825,000.00		Sale for Cash (1975)	
Libraries		EQUALIZED VALUATION BASIS		Cancelled, Abated or Adjusted (1975)	
Other Educational Services		FOR NET DEBT COMPUTATION	120,989,784.00	Balance December 31, 1975	121,521.00
STATUTORY EXPENDITURES		REAL PROPERTY VALUATIONS		CURRENT FINANCES DECEMBER 31, 1975	
Pensions & F. I. C. A.	57,168.00	Code Class # of Parcels % VAL'N		ASSETS	
Employee Fringe Benefits	24,051.53	1 Vacant Land 165 3.34	3,017,360.00	Cash Dec. 31, 1975	341,581.03
Other Statutory Expenditures		2 Residential 2109 86.52	78,164,060.00	Taxes Receivable	30,299.40
CETA And Other Public Employment Programs		3 Farm		Tax Title Liens	
MUNICIPAL FUNCTIONS TOTAL	1,122,951.00	4a Commercial 104 10.14	9,157,610.00	Foreclosed Property	121,521.00
CAPITAL IMPROVEMENTS *MEMO*	15,000.00	4b Industrial		Emergencies & Other Deferred Charges	113,000.00
DEBT SERVICE		4c Apartments		State and Federal Aid Receivable	400.00
Principal Payments	33,000.00	Total 2378	90,339,030.00	Other Receivables	15,729.58
Interest Payments	13,768.00	Land Area 1.24 Sq. Miles		Total	622,531.01
DEFERRED CHARGES	12,200.00	Net Valuation Taxable-Municipal	90,750,650.00	LIABILITIES, RESERVES, AND SURPLUS	
SCHOOL, COUNTY, SPECIAL DISTRICT TAXES	927,310.48	Net Valuation Taxable-County	130,163,659.00	Cash Liabilities	251,054.18
RESERVE FOR UNCOLLECTED TAXES	41,201.80	State Equalized Valuation	134,664,897.00	Reserves for Receivables	167,549.98
EXPENDITURES TOTAL	2,150,431.28	State Equalization Ratio	67.29	Surplus Dec. 31, 1975	203,926.85
				Total	622,531.01

0612

Population 1970 1,050
 Population 1975 1,120
 S & P Rating
 Moody Rating

General Tax Rate Per \$100. 3.06
 State Equalized Tax Rate 3.28

STOW CREEK TOWNSHIP — CUMBERLAND CO.

Form of Government:

Township Committee

Number of Members on Government Body 3

PER CAPITA:
 Grqss Debt 460.38
 Net Debt 17.86
 Debt Service
 Total Tax Levy 264.90
 Municipal Expenditures 116.67

PER CENT:
 Gross Debt 6.41
 Net Debt .25
 Tax Levy Collected 93.02
 Tax Levy Cancelled, Abated or Adjusted .09

EXPENDITURES		REVENUES-REALIZED		1975 PROPERTY TAX	
GENERAL GOVERNMENT				STATE EQUALIZED TAX RATE —→	
Governing Body & Public Boards		1975 Property Taxes Collected	276,525.86	Local District School Taxes 1.98	178,555.50
Municipal Clerk		1975 Payments in Lieu of Taxes		Regional & Consolidated School Tax .10	9,360.50
Financial Administration	3,600.00	Delinquent Tax & Lien Collections	19,592.53	School Taxes in Municipal Budget	
Assessment of Taxes	5,100.00	Business Personalty Replacement Taxes	10,762.00	County Taxes 1.14	102,794.73
Collection of Taxes	3,250.00	Taxes from Public Utilities	43,973.08	County Library Taxes	
Planning, Housing & Development	2,000.00	Other Miscellaneous Tax Revenues		Local Municipal Purpose Taxes	
Human Resources		State Aid Revenues	4,022.50	Veteran & Senior Citizen Taxes .06	5,800.00
Elections		Federal Aid Revenues		Total Taxes for Rate Computation 3.28	296,510.73
General Administration (other)	13,700.00	State and Local Fiscal Assistance Act Utilized	11,312.00	Special District Taxes	
JUDICIARY		Sale of Acquired Property		Bank Stock Taxes	5,980.49
Municipal Courts	3,500.00	Other Miscellaneous Revenues	22,150.59	Added and Omitted Taxes	
PUBLIC SAFETY		Total	388,338.56	Total Taxes Levied - ABSTRACT	296,691.22
Fire Protection	16,999.00	Prior Years Surplus Appropriated	57,798.97	Total Taxes Billed	297,273.20
Police Protection	700.00	REVENUES TOTAL	446,137.53	1975 TAXES COLLECTED	276,525.86
Civil Defense & Disaster Control	250.00	Reserve For Uncollected Taxes	54,581.20	1975 Taxes Cancelled, Abated or Adjusted	262.18
Environmental Inspection & Control		CAPITAL OUTLAY TOTAL	2,625.82	Transfer to Tax Title Liens or Foreclosed	
Other Public Safety				Balance Outstanding Dec. 31, 1975	20,485.16
PUBLIC WORKS				PRIOR YEARS TAXES OUTSTANDING	
Streets and Drainage	14,375.00	Public Enterprises		Balance January 1, 1975	18,521.07
Sewers and Sewage Processing		Recreation—Culture		Collected in 1975	18,232.93
Garbage and Trash Disposal	5,500.00	Public Works		Cancelled, Abated or Adjusted 1975	
Public Buildings and Grounds	1,800.00	Buildings and Grounds	2,625.82	Transfers to Tax Title Liens or Foreclosed	
Other Public Works		Library and Education		Balance December 31, 1975	288.14
HEALTH and WELFARE		Conservation		TAX TITLE LIENS OUTSTANDING	
Health Services Except Environmental	1,100.00	All Other		Balance January 1, 1975	1,359.60
Welfare-Public Assistance	400.00	CAPITAL DEBT AUTHORIZED, DECEMBER 31, 1975		Transfer From Taxes	
Hospitals, Clinics, First Aid	200.00	ISSUED AND UNISSUED GROSS DEBT		Redeemed in 1975	1,359.60
Animal, Insect, & Rodent Control	400.00	School	495,631	Cancelled, Abated or Adjusted (1975)	
Other Welfare Services		Self-liquidating		Transfers to Foreclosed Property	
RECREATION and CONSERVATION		Other	20,000	Balance December 31, 1975	
Beaches and Boardwalks		Total	515,631	PROPERTY ACQUIRED BY DEED OR	
Parks, Playgrounds, Shade Trees				FORECLOSURE	
Land Reclamation & Conservation		ISSUED AND OUTSTANDING		Balance January 1, 1975	
Other Recreational Services		School	10,600.00	Transfers From Taxes or Liens	
EDUCATION (excluding schools)		Self-Liquidating		Sale for Cash (1975)	
Libraries		Other		Cancelled, Abated or Adjusted (1975)	
Other Educational Services		Total	10,600.00	Balance December 31, 1975	
STATUTORY EXPENDITURES		EQUALIZED VALUATION BASIS		CURRENT FINANCES DECEMBER 31, 1975	
Pensions & F. I. C. A.	1,500.00	FOR NET DEBT COMPUTATION	8,038,147.33	ASSETS	
Employee Fringe Benefits		REAL PROPERTY VALUATIONS		Cash Dec. 31, 1975	272,412.70
Other Statutory Expenditures		Code Class # of Parcels % VAL'N		Taxes Receivable	20,773.30
CETA And Other Public Employment Programs		1 Vacant Land 57 1.82	171,200.00	Tax Title Liens	
MUNICIPAL FUNCTIONS TOTAL	74,374.00	2 Residential 225 45.24	4,258,200.00	Foreclosed Property	
CAPITAL IMPROVEMENTS *MEMO*	1,000.00	3 Farm 416 49.40	4,650,200.00	Emergencies & Other Deferred Charges	1,720.00
DEBT SERVICE		4a Commercial 12 3.55	333,900.00	State and Federal Aid Receivable	29,222.50
Principal Payments		4b Industrial		Other Receivables	838.16
Interest Payments		4c Apartments		Total	324,766.66
DEFERRED CHARGES	1,720.00	Total	9,413,500.00	LIABILITIES, RESERVES, AND SURPLUS	
SCHOOL, COUNTY, SPECIAL DISTRICT TAXES	290,710.73	Land Area 18.90 Sq. Miles		Cash Liabilities	40,004.19
RESERVE FOR UNCOLLECTED TAXES	54,581.20	Net Valuation Taxable-Municipal	9,687,863.00	Reserves for Receivables	21,411.46
EXPENDITURES TOTAL	421,385.93	Net Valuation Taxable-County	9,178,329.00	Surplus Dec. 31, 1975	263,351.01
		State Equalized Valuation	9,034,367.00	Total	324,766.66
		State Equalization Ratio	107.46		

0432

Population 1970 9,840
 Population 1975 10,240
 S & P Rating
 Moody Rating

General Tax Rate Per \$100. 6.93
 State Equalized Tax Rate 3.26

STRATFORD BOROUGH — CAMDEN COUNTY
 Form of Government:
 Borough Council
 Number of Members on Governing Body 6

PER CAPITA:
 Gross Debt 94.17
 Net Debt 13.35
 Debt Service .72
 Total Tax Levy 285.72
 Municipal Expenditures 79.04

PER CENT:
 Gross Debt 1.19
 Net Debt .17
 Tax Levy Collected 95.14
 Tax Levy Cancelled, Abated or Adjusted 1.09

EXPENDITURES		REVENUES-REALIZED		1975 PROPERTY TAX	
GENERAL GOVERNMENT				STATE EQUALIZED TAX RATE	
Governing Body & Public Boards		1975 Property Taxes Collected	2,783,196.63	Local District School Taxes 1.21	1,099,715.50
Municipal Clerk		1975 Payments in Lieu of Taxes		Regional & Consolidated School Tax .67	606,464.07
Financial Administration	9,739.38	Delinquent Tax & Lien Collections	24,259.36	School Taxes in Municipal Budget	
Assessment of Taxes	32,517.54	Business Personalty Replacement Taxes	35,983.85	County Taxes .99	899,381.97
Collection of Taxes	9,518.40	Taxes from Public Utilities	191,910.08	County Library Taxes	
Planning, Housing & Development	2,037.10	Other Miscellaneous Tax Revenues		Local Municipal Purpose Taxes .34	313,218.30
Human Resources		State Aid Revenues	3,183.00	Veteran & Senior Citizen Taxes .06	55,495.00
Elections	1,741.28	Federal Aid Revenues	63,281.06	Total Taxes for Rate Computation 3.27	2,974,274.84
General Administration (other)	72,942.16	State and Local Fiscal Assistance Act Utilized	43,514.88	Special District Taxes	
JUDICIARY		Sale of Acquired Property		Bank Stock Taxes	1,741.70
Municipal Courts	14,460.00	Other Miscellaneous Revenues	63,381.45	Added and Omitted Taxes	5,264.00
PUBLIC SAFETY		Total	3,208,710.31	Total Taxes Levied - ABSTRACT	2,925,785.54
Fire Protection	27,943.00	Prior Years Surplus Appropriated	92,000.00	Total Taxes Billed	2,925,475.46
Police Protection	215,172.97	REVENUES TOTAL	3,300,710.31	1975 TAXES COLLECTED	2,783,196.63
Civil Defense & Disaster Control	37.50	Reserve For Uncollected Taxes	62,817.98	1975 Taxes Cancelled, Abated or Adjusted	32,023.84
Environmental Inspection & Control	3,612.80			Transfer to Tax Title Liens or Foreclosed	17,929.12
Other Public Safety		CAPITAL OUTLAY TOTAL	913.50	Balance Outstanding Dec. 31, 1975	92,325.87
PUBLIC WORKS				PRIOR YEARS TAXES OUTSTANDING	
Streets and Drainage	107,269.52	Public Enterprises		Balance January 1, 1975	36,090.97
Sewers and Sewage Processing		Recreation—Culture		Collected in 1975	22,686.81
Garbage and Trash Disposal	54,349.48	Public Works		Cancelled, Abated or Adjusted 1975	
Public Buildings and Grounds	10,803.95	Buildings and Grounds	913.50	Transfers to Tax Title Liens or Foreclosed	13,220.12
Other Public Works		Library and Education		Balance December 31, 1975	184.04
HEALTH and WELFARE		Conservation		TAX TITLE LIENS OUTSTANDING	
Health Services Except Environmental	1,554.40	All Other		Balance January 1, 1975	2,225.53
Welfare-Public Assistance	2,210.00			Transfer From Taxes	31,149.24
Hospitals, Clinics, First Aid		CAPITAL DEBT AUTHORIZED, DECEMBER 31, 1975		Redeemed in 1975	1,572.55
Animal, Insect, & Rodent Control		ISSUED AND UNISSUED GROSS DEBT NET DEBT		Cancelled, Abated or Adjusted (1975)	
Other Welfare Services		School 827,561		Transfers to Foreclosed Property	
RECREATION and CONSERVATION		Self-Liquidating		Balance December 31, 1975	31,802.22
Beaches and Boardwalks		Other 136,704	136,704	PROPERTY ACQUIRED BY DEED OR FORECLOSURE	
Parks, Playgrounds, Shade Trees	23,794.00	Total 964,265	136,704	Balance January 1, 1975	15,188.00
Land Reclamation & Conservation	8,125.00			Transfers From Taxes or Liens	
Other Recreational Services	5,944.12	ISSUED AND OUTSTANDING		Sale for Cash (1975)	
EDUCATION (excluding schools)		School 827,561.00		Cancelled, Abated or Adjusted (1975)	
Libraries	14,290.16	Self-Liquidating		Balance December 31, 1975	15,188.00
Other Educational Services		Other 100,000.00		CURRENT FINANCES DECEMBER 31, 1975	
STATUTORY EXPENDITURES		Total 927,561.00		ASSETS	
Pensions & F. I. C. A.	34,066.00	EQUALIZED VALUATION BASIS FOR NET DEBT COMPUTATION	81,008,625.33	Cash Dec. 31, 1975	93,185.52
Employee Fringe Benefits	13,605.73	REAL PROPERTY VALUATIONS		Taxes Receivable	92,509.91
Other Statutory Expenditures		Code Class # of Parcels % VAL'N		Tax Title Liens	31,802.22
CETA And Other Public Employment Programs	62,613.70	1 Vacant Land 61 1.29	547,450.00	Foreclosed Property	15,188.00
MUNICIPAL FUNCTIONS TOTAL	728,348.19	2 Residential 2077 69.70	29,583,229.00	Emergencies & Other Deferred Charges	28,400.00
CAPITAL IMPROVEMENTS MEMO	1,000.00	3 Farm		State and Federal Aid Receivable	6,780.00
DEBT SERVICE		4a Commercial 101 19.04	8,079,550.00	Other Receivables	13,996.62
Principal Payments	2,000.00	4b Industrial		Total	281,862.27
Interest Payments	5,355.00	4c Apartments 12 9.97	4,230,886.00	LIABILITIES, RESERVES, AND SURPLUS	
		Total 2251	42,441,115.00	Cash Liabilities	94,247.68
DEFERRED CHARGES	10,880.00	Land Area 1.59 Sq. Miles		Reserves for Receivables	153,496.75
SCHOOL, COUNTY, SPECIAL DISTRICT TAXES	2,605,561.54	Net Valuation Taxable-Municipal	42,913,540.00	Surplus Dec. 31, 1975	34,117.84
RESERVE FOR UNCOLLECTED TAXES	62,817.98	Net Valuation Taxable-County	82,760,960.00	Total	281,862.27
EXPENDITURES TOTAL	3,414,962.71	State Equalized Valuation	90,486,054.00		
		State Equalization Ratio	47.15		

2018

Population 1970 **23,650**
Population 1975 **23,430**
S & P Rating **AA**
Moody Rating **AA**

General Tax Rate Per \$100. **3.49**
State Equalized Tax Rate **2.68**

SUMMIT CITY — UNION COUNTY
Form of Government:
City Charter Act (P.L. 1899 c.52)
Number of Members on Governing Body 7

PER CAPITA:
Gross Debt **506.99**
Net Debt **348.22**
Debt Service **40.42**
Total Tax Levy **543.31**
Municipal Expenditures **311.85**
PER CENT:
Gross Debt **2.72**
Net Debt **1.87**
Tax Levy Collected **97.55**
Tax Levy Cancelled, Abated or Adjusted **.55**

EXPENDITURES		REVENUES-REALIZED		1975 PROPERTY TAX	
GENERAL GOVERNMENT				STATE EQUALIZED TAX RATE 2.68	
Governing Body & Public Boards	42,622.00	1975 Property Taxes Collected		Local District School Taxes	6,746,110.00
Municipal Clerk		12,434,455.81		Regional & Consolidated School Tax	
Financial Administration	48,810.00	1975 Payments in Lieu of Taxes		School Taxes in Municipal Budget	595,988.75
Assessment of Taxes	30,235.00	25,077.80		County Taxes	2,198,480.32
Collection of Taxes	34,515.00	Delinquent Tax & Lien Collections		County Library Taxes	
Planning, Housing & Development	29,154.00	229,888.52		Local Municipal Purpose Taxes	3,131,264.37
Human Resources	21,210.00	Business Personalty Replacement Taxes		Veteran & Senior Citizen Taxes	105,890.00
Elections		314,808.26		Total Taxes for Rate Computation	12,777,733.44
General Administration (other)	497,913.00	Taxes from Public Utilities		Special District Taxes	
JUDICIARY		887,936.20		Bank Stock Taxes	29,186.47
Municipal Courts	62,330.00	Other Miscellaneous Tax Revenues		Added and Omitted Taxes	28,705.22
PUBLIC SAFETY		46,327.19		Total Taxes Levied - ABSTRACT	12,729,735.13
Fire Protection	658,741.00	Federal Aid Revenues		Total Taxes Billed	12,747,381.45
Police Protection	1,045,006.00	State and Local Fiscal Assistance Act Utilized		1975 TAXES COLLECTED	12,434,455.81
Civil Defense & Disaster Control	5,925.00	104,022.37		1975 Taxes Cancelled, Abated or Adjusted	70,193.73
Environmental Inspection & Control	40,507.00	1,101.99		Transfer to Tax Title Liens or Foreclosed	59.33
Other Public Safety		959,870.57		Balance Outstanding Dec. 31, 1975	242,672.58
PUBLIC WORKS		Prior Years Surplus Appropriated		PRIOR YEARS TAXES OUTSTANDING	
Streets and Drainage	384,706.18	REVENUES		Balance January 1, 1975	241,984.13
Sewers and Sewage Processing	229,118.00	1,400,000.00		Collected in 1975	229,888.52
Garbage and Trash Disposal	515,154.00	16,403,488.71		Cancelled, Abated or Adjusted 1975	374.10
Public Buildings and Grounds	198,030.00	1,133,817.00		Transfers to Tax Title Liens or Foreclosed	
Other Public Works		CAPITAL OUTLAY		Balance December 31, 1975	11,721.51
HEALTH and WELFARE		TOTAL		TAX TITLE LIENS OUTSTANDING	
Health Services Except Environmental	140,818.78	1,004,619.04		Balance January 1, 1975	190.77
Welfare-Public Assistance	27,769.00			Transfer From Taxes	59.33
Hospitals, Clinics, First Aid				Redeemed in 1975	
Animal, Insect, & Rodent Control	10,445.00			Cancelled, Abated or Adjusted (1975)	
Other Welfare Services				Transfers to Foreclosed Property	
RECREATION and CONSERVATION				Balance December 31, 1975	250.10
Beaches and Boardwalks				PROPERTY ACQUIRED BY DEED OR FORECLOSURE	
Parks, Playgrounds, Shade Trees	195,713.00			Balance January 1, 1975	14,151.99
Land Reclamation & Conservation				Transfers From Taxes or Liens	
Other Recreational Services	299,107.00			Sale for Cash (1975)	1,101.99
EDUCATION (excluding schools)				Cancelled, Abated or Adjusted (1975)	
Libraries	268,144.00			Balance December 31, 1975	13,050.00
Other Educational Services				CURRENT FINANCES DECEMBER 31, 1975	
STATUTORY EXPENDITURES				ASSETS	
Pensions & F. I. C. A.	407,728.82			Cash Dec. 31, 1975	2,514,630.83
Employee Fringe Benefits				Taxes Receivable	254,394.09
Other Statutory Expenditures				Tax Title Liens	250.10
CETA And Other Public Employment Programs				Foreclosed Property	13,050.00
MUNICIPAL FUNCTIONS				Emergencies & Other Deferred Charges	7,625.00
CAPITAL IMPROVEMENTS	51,017.00			State and Federal Aid Receivable	16,243.34
DEBT SERVICE				Other Receivables	13,442.73
Principal Payments	600,000.00			Total	2,819,636.09
Interest Payments	346,984.50			LIABILITIES, RESERVES, AND SURPLUS	
TYPE I SCHL DEBT - MEMO	595,988.75			Cash Liabilities	665,145.39
DEFERRED CHARGES	32,249.00			Reserves for Receivables	281,136.92
SCHOOL, COUNTY, SPECIAL DISTRICT TAXES	9,540,579.07			Surplus Dec. 31, 1975	1,873,353.78
RESERVE FOR UNCOLLECTED TAXES	1,133,817.00			Total	2,819,636.09
EXPENDITURES	16,847,331.35				

1531

Population 1970 **1,130**
 Population 1975 **1,275**
 S & P Rating
 Moody Rating

General Tax Rate Per \$100. **1.85**
 State Equalized Tax Rate **1.39**

SURF CITY BOROUGH — OCEAN COUNTY
Form of Government:
Borough Council
Number of Members on Governing Body 6

PER CAPITA: **765.94** PER CENT: **1.34**
 Gross Debt **63.03** Gross Debt **.11**
 Net Debt **904.56** Net Debt **96.28**
 Debt Service **616.71** Tax Levy Collected
 Total Tax Levy **904.56** Tax Levy Cancelled, Abated
 Municipal Expenditures **616.71** or Adjusted **.08**

EXPENDITURES		REVENUES-REALIZED		1975 PROPERTY TAX	
GENERAL GOVERNMENT				STATE EQUALIZED TAX RATE	
Governing Body & Public Boards		1975 Property Taxes Collected	1,110,455.13	Local District School Taxes	.18
Municipal Clerk		1975 Payments in Lieu of Taxes		Regional & Consolidated School Tax	.34
Financial Administration	11,357.00	Delinquent Tax & Lien Collections	44,427.10	School Taxes in Municipal Budget	
Assessment of Taxes	7,622.00	Business Personality Replacement Taxes	8,016.22	County Taxes	.40
Collection of Taxes	18,205.00	Taxes from Public Utilities	72,392.08	County Library Taxes	.02
Planning, Housing & Development	4,260.00	Other Miscellaneous Tax Revenues		Local Municipal Purpose Taxes	.42
Human Resources		State Aid Revenues	2,341.50	Veteran & Senior Citizen Taxes	.02
Elections		Federal Aid Revenues		Total Taxes for Rate Computation	1.38
General Administration (other)	73,353.00	State and Local Fiscal Assistance Act Utilized	29,580.06	Special District Taxes	
JUDICIARY		Sale of Acquired Property	26,253.78	Bank Stock Taxes	896.67
Municipal Courts	10,232.00	Other Miscellaneous Revenues	141,026.86	Added and Omitted Taxes	2,580.44
PUBLIC SAFETY		Total	1,434,492.73	Total Taxes Levied - ABSTRACT	1,153,311.33
Fire Protection	16,750.00	Prior Years Surplus Appropriated	276,000.00	Total Taxes Billed	1,153,311.33
Police Protection	152,710.00	REVENUES TOTAL	1,710,492.73	1975 TAXES COLLECTED	1,110,455.13
Civil Defense & Disaster Control	1,300.00	Reserve For Uncollected Taxes	117,300.00	1975 Taxes Cancelled, Abated or Adjusted	886.93
Environmental Inspection & Control	6,898.00	CAPITAL OUTLAY TOTAL	25,784.49	Transfer to Tax Title Liens or Foreclosed	
Other Public Safety		Public Enterprises	25,784.49	Balance Outstanding Dec. 31, 1975	41,969.27
PUBLIC WORKS		Recreation—Culture		PRIOR YEARS TAXES OUTSTANDING	
Streets and Drainage	85,404.00	Public Works		Balance January 1, 1975	43,296.19
Sewers and Sewage Processing	65,560.00	Buildings and Grounds		Collected in 1975	43,011.53
Garbage and Trash Disposal	21,150.00	Library and Education		Cancelled, Abated or Adjusted 1975	284.66
Public Buildings and Grounds	26,465.00	Conservation		Transfers to Tax Title Liens or Foreclosed	
Other Public Works		All Other		Balance December 31, 1975	
HEALTH and WELFARE		CAPITAL DEBT AUTHORIZED, DECEMBER 31, 1975		TAX TITLE LIENS OUTSTANDING	
Health Services Except Environmental	1,515.50	ISSUED AND UNISSUED		Balance January 1, 1975	5,682.57
Welfare-Public Assistance	1,300.00	School	450,313	Transfer From Taxes	
Hospitals, Clinics, First Aid	4,200.00	Self-liquidating	445,895	Redeemed in 1975	1,415.57
Animal, Insect, & Rodent Control	2,732.00	Other	80,362	Cancelled, Abated or Adjusted (1975)	
Other Welfare Services		Total	976,570	Transfers to Foreclosed Property	
RECREATION and CONSERVATION		ISSUED AND OUTSTANDING		Balance December 31, 1975	4,267.00
Beaches and Boardwalks	79,275.00	School	450,313.00	PROPERTY ACQUIRED BY DEED OR	
Parks, Playgrounds, Shade Trees	3,112.00	Self-liquidating	380,000.00	FORECLOSURE	
Land Reclamation & Conservation		Other		Balance January 1, 1975	30,978.78
Other Recreational Services		Total	830,313.00	Transfers From Taxes or Liens	
EDUCATION (excluding schools)		EQUALIZED VALUATION BASIS		Sale for Cash (1975)	26,253.78
Libraries	200.00	FOR NET DEBT COMPUTATION	73,036,609.33	Cancelled, Abated or Adjusted (1975)	
Other Educational Services		REAL PROPERTY VALUATIONS		Balance December 31, 1975	4,725.00
STATUTORY EXPENDITURES		Code Class # of Parcels % VAL'N	ASSESSED VALUATION	CURRENT FINANCES DECEMBER 31, 1975	
Pensions & F. I. C. A.	39,400.00	1 Vacant Land 203 4.98	3,125,500.00	ASSETS	
Employee Fringe Benefits	26,000.00	2 Residential 1821 88.18	55,339,800.00	Cash Dec. 31, 1975	1,098,807.66
Other Statutory Expenditures		3 Farm		Taxes Receivable	41,969.27
CETA And Other Public Employment Programs		4a Commercial 68 6.44	4,039,400.00	Tax Title Liens	4,267.00
MUNICIPAL FUNCTIONS TOTAL	659,000.50	4b Industrial		Foreclosed Property	4,725.00
CAPITAL IMPROVEMENTS & MEMORIAL	15,000.00	4c Apartments 2 .40	253,600.00	Emergencies & Other Deferred Charges	
DEBT SERVICE		Total 2094	62,758,300.00	State and Federal Aid Receivable	23,500.00
Principal Payments		Land Area .65 Sq. Miles		Other Receivables	76,431.54
Interest Payments		Net Valuation Taxable-Municipal	63,150,167.00	Total	1,249,700.47
DEFERRED CHARGES	10,000.00	Net Valuation Taxable-County	75,481,551.00	LIABILITIES, RESERVES, AND SURPLUS	
SCHOOL, COUNTY, SPECIAL DISTRICT TAXES	795,430.89	State Equalized Valuation	83,813,773.00	Cash Liabilities	443,638.39
RESERVE FOR UNCOLLECTED TAXES	117,300.00	State Equalization Ratio	75.23	Reserves for Receivables	127,392.81
EXPENDITURES TOTAL	1,581,731.39			Surplus Dec. 31, 1975	678,669.27
				Total	1,249,700.47

1921

Population 1970 **2,040**
 Population 1975 **2,110**
 S & P Rating
 Moody Rating

General Tax Rate Per \$100. **7.64**
 State Equalized Tax Rate **3.72**

SUSSEX BOROUGH — SUSSEX COUNTY

Form of Government:

Borough Council

Number of Members on Governing Body 6

PER CAPITA:

Gross Debt **322.61**

Net Debt

Debt Service

Total Tax Levy **356.59**Municipal Expenditures **149.68**

PER CENT:

Gross Debt **4.29**

Net Debt

Tax Levy Collected **92.57**Tax Levy Cancelled, Abated
or Adjusted

EXPENDITURES		REVENUES-REALIZED		1975 PROPERTY TAX	
GENERAL GOVERNMENT				STATE EQUALIZED TAX RATE \rightarrow	
Governing Body & Public Boards		1975 Property Taxes Collected	696,507.59	Local District School Taxes	
Municipal Clerk		1975 Payments in Lieu of Taxes		Regional & Consolidated School Tax 2.59	526,990.34
Financial Administration	4,300.00	Delinquent Tax & Lien Collections	50,233.40	School Taxes in Municipal Budget	
Assessment of Taxes	9,500.00	Business Personalty Replacement Taxes	31,425.85	County Taxes	.63
Collection of Taxes	1,551.60	Taxes from Public Utilities	45,915.01	County Library Taxes	.03
Planning, Housing & Development	10,520.00	Other Miscellaneous Tax Revenues		Local Municipal Purpose Taxes	.42
Human Resources		State Aid Revenues	587.00	Veteran & Senior Citizen Taxes	.05
Elections		Federal Aid Revenues		Total Taxes for Rate Computation	3.72
General Administration (other)	33,932.75	State and Local Fiscal Assistance Act Utilized	35,716.64	Special District Taxes	
JUDICIARY		Sale of Acquired Property		Bank Stock Taxes	6,165.41
Municipal Courts	6,300.00	Other Miscellaneous Revenues	37,211.56	Added and Omitted Taxes	
PUBLIC SAFETY		Total	897,597.05	Total Taxes Levied - ABSTRACT	752,406.03
Fire Protection	11,000.00	Prior Years Surplus Appropriated	90,000.00	Total Taxes Billed	752,406.03
Police Protection	65,300.76	REVENUES TOTAL	987,597.05	1975 TAXES COLLECTED	696,507.59
Civil Defense & Disaster Control	1,500.00	Reserve For Uncollected Taxes	73,259.71	1975 Taxes Cancelled, Abated or Adjusted	
Environmental Inspection & Control	1,000.00	CAPITAL OUTLAY TOTAL	36,961.86	Transfer to Tax Title Liens or Foreclosed	
Other Public Safety		Public Enterprises	5,065.61	Balance Outstanding Dec. 31, 1975	55,898.44
PUBLIC WORKS		Recreation—Culture		PRIOR YEARS TAXES OUTSTANDING	
Streets and Drainage	40,316.64	Public Works	31,896.25	Balance January 1, 1975	52,515.94
Sewers and Sewage Processing		Buildings and Grounds		Collected in 1975	44,491.39
Garbage and Trash Disposal	2,400.00	Library and Education		Cancelled, Abated or Adjusted 1975	
Public Buildings and Grounds	9,600.00	Conservation		Transfers to Tax Title Liens or Foreclosed	
Other Public Works		All Other		Balance December 31, 1975	8,024.55
HEALTH and WELFARE				TAX TITLE LIENS OUTSTANDING	
Health Services Except Environmental	6,975.00			Balance January 1, 1975	16,880.85
Welfare-Public Assistance	1,500.00	CAPITAL DEBT AUTHORIZED, DECEMBER 31, 1975		Transfer From Taxes	
Hospitals, Clinics, First Aid		ISSUED AND UNISSUED GROSS DEBT		Redeemed in 1975	5,742.01
Animal, Insect, & Rodent Control		School	348,706	Cancelled, Abated or Adjusted (1975)	
Other Welfare Services		Self-liquidating	332,000	Transfers to Foreclosed Property	
RECREATION and CONSERVATION		Other		Balance December 31, 1975	11,138.84
Beaches and Boardwalks		Total	680,706	PROPERTY ACQUIRED BY DEED OR	
Parks, Playgrounds, Shade Trees				FORECLOSURE	
Land Reclamation & Conservation		ISSUED AND OUTSTANDING		Balance January 1, 1975	17,933.00
Other Recreational Services	3,610.00	School	344,530.00	Transfers From Taxes or Liens	
EDUCATION (excluding schools)		Self-Liquidating	298,000.00	Sale for Cash (1975)	
Libraries	1,500.00	Other		Cancelled, Abated or Adjusted (1975)	
Other Educational Services		Total	642,530.00	Balance December 31, 1975	17,933.00
STATUTORY EXPENDITURES		EQUALIZED VALUATION BASIS		CURRENT FINANCES DECEMBER 31, 1975	
Pensions & F. I. C. A.	10,632.12	FOR NET DEBT COMPUTATION	15,874,766.33	ASSETS	
Employee Fringe Benefits	4,655.65	REAL PROPERTY VALUATIONS		Cash Dec. 31, 1975	246,917.09
Other Statutory Expenditures		Code Class # of Parcels % VAL'N		Taxes Receivable	63,922.99
CETA And Other Public Employment Programs		1 Vacant Land 44 .86	77,000.00	Tax Title Liens	11,138.84
MUNICIPAL FUNCTIONS TOTAL	226,094.52	2 Residential 418 57.24	5,104,500.00	Foreclosed Property	17,933.00
CAPITAL IMPROVEMENTS MEMO	3,000.00	3 Farm 5 .57	50,200.00	Emergencies & Other Deferred Charges	12,052.00
DEBT SERVICE		4a Commercial 87 23.93	2,134,000.00	State and Federal Aid Receivable	13,744.67
Principal Payments		4b Industrial 3 .36	32,000.00	Other Receivables	13,600.00
Interest Payments		4c Apartments 5 17.04	1,519,700.00	Total	379,308.59
DEFERRED CHARGES	16,474.16	Total 562	8,917,400.00	LIABILITIES, RESERVES, AND SURPLUS	
SCHOOL, COUNTY, SPECIAL DISTRICT TAXES	660,406.03	Land Area .75 Sq. Miles		Cash Liabilities	95,140.04
RESERVE FOR UNCOLLECTED TAXES	73,259.71	Net Valuation Taxable-Municipal	9,910,998.00	Reserves for Receivables	106,594.83
EXPENDITURES TOTAL	976,234.42	Net Valuation Taxable-County	18,390,776.00	Surplus Dec. 31, 1975	177,573.72
		State Equalized Valuation	19,293,208.00	Total	379,308.59
		State Equalization Ratio	48.73		

0817

Population 1970 2,290
 Population 1975 2,385
 S & P Rating
 Moody Rating

General Tax Rate Per \$100 5.52
 State Equalized Tax Rate 3.48

SWEDESBORO BOROUGH — GLOUCESTER CO.
 Form of Government:
 Borough Council
 Number of Members on Governing Body 6

PER CAPITA:
 Gross Debt 167.17
 Net Debt 18.87
 Debt Service 5.58
 Total Tax Levy 232.25
 Municipal Expenditures 148.24

PER CENT:
 Gross Debt 2.84
 Net Debt .32
 Tax Levy Collected 90.15
 Tax Levy Cancelled, Abated or Adjusted

EXPENDITURES		REVENUES-REALIZED		1975 PROPERTY TAX	
GENERAL GOVERNMENT				STATE EQUALIZED TAX RATE —→	
Governing Body & Public Boards	3,900.00	1975 Property Taxes Collected		Local District School Taxes 1.03	166,057.79
Municipal Clerk	7,500.00	1975 Payments in Lieu of Taxes		Regional & Consolidated School Tax 1.30	208,862.27
Financial Administration	6,500.00	Delinquent Tax & Lien Collections		School Taxes in Municipal Budget	
Assessment of Taxes	3,399.98	Business Personalty Replacement Taxes		County Taxes .64	102,525.90
Collection of Taxes	3,789.62	Taxes from Public Utilities		County Library Taxes	
Planning, Housing & Development	1,450.00	Other Miscellaneous Tax Revenues		Local Municipal Purpose Taxes .44	71,310.82
Human Resources		State Aid Revenues		Veteran & Senior Citizen Taxes .07	11,360.00
Elections	461.61	Federal Aid Revenues		Total Taxes for Rate Computation 3.48	560,116.78
General Administration (other)	21,956.00	State and Local Fiscal Assistance Act Utilized		Special District Taxes	
JUDICIARY		Sale of Acquired Property		Bank Stock Taxes	5,167.19
Municipal Courts	6,700.00	Other Miscellaneous Revenues		Added and Omitted Taxes	
PUBLIC SAFETY		Total		Total Taxes Levied - ABSTRACT	553,923.97
Fire Protection	18,875.00	Prior Years Surplus Appropriated		Total Taxes Billed	554,501.96
Police Protection	78,600.00	REVENUES TOTAL		1975 TAXES COLLECTED	499,879.98
Civil Defense & Disaster Control	600.00	Reserve For Uncollected Taxes		1975 Taxes Cancelled, Abated or Adjusted	
Environmental Inspection & Control	1,295.00	CAPITAL OUTLAY TOTAL		Transfer to Tax Title Liens or Foreclosed	
Other Public Safety				Balance Outstanding Dec. 31, 1975	54,621.98
PUBLIC WORKS				PRIOR YEARS TAXES OUTSTANDING	
Streets and Drainage	34,149.58	Public Enterprises		Balance January 1, 1975	69,159.97
Sewers and Sewage Processing		Recreation—Culture		Collected in 1975	63,978.60
Garbage and Trash Disposal	22,913.00	Public Works		Cancelled, Abated or Adjusted 1975	1,259.03
Public Buildings and Grounds	6,600.00	Buildings and Grounds		Transfers to Tax Title Liens or Foreclosed	
Other Public Works		Library and Education		Balance December 31, 1975	3,922.34
HEALTH and WELFARE		Conservation		TAX TITLE LIENS OUTSTANDING	
Health Services Except Environmental	3,600.00	All Other		Balance January 1, 1975	8,582.92
Welfare-Public Assistance	1,600.00	CAPITAL DEBT AUTHORIZED, DECEMBER 31, 1975		Transfer From Taxes	
Hospitals, Clinics, First Aid		ISSUED AND UNISSUED GROSS DEBT NET DEBT		Redeemed in 1975	3,422.77
Animal, Insect, & Rodent Control	1,538.39	School 130,690		Cancelled, Abated or Adjusted (1975)	
Other Welfare Services		Self-liquidating 223,000		Transfers to Foreclosed Property	
RECREATION and CONSERVATION		Other 45,000		Balance December 31, 1975	5,160.15
Beaches and Boardwalks		Total 398,690		PROPERTY ACQUIRED BY DEED OR	
Parks, Playgrounds, Shade Trees	4,385.00	ISSUED AND OUTSTANDING		FORECLOSURE	
Land Reclamation & Conservation		School 130,690.00		Balance January 1, 1975	1,300.00
Other Recreational Services	1,100.00	Self-Liquidating 223,000.00		Transfers From Taxes or Liens	
EDUCATION (excluding schools)		Other 45,000.00		Sale for Cash (1975)	
Libraries	1,700.00	Total 398,690.00		Cancelled, Abated or Adjusted (1975)	
Other Educational Services		EQUALIZED VALUATION BASIS		Balance December 31, 1975	1,300.00
STATUTORY EXPENDITURES		FOR NET DEBT COMPUTATION		CURRENT FINANCES DECEMBER 31, 1975	
Pensions & F. I. C. A.	11,000.00	REAL PROPERTY VALUATIONS		ASSETS	
Employee Fringe Benefits	4,481.40	Code Class # of Parcels % VAL'N		Cash Dec. 31, 1975	122,975.00
Other Statutory Expenditures		1 Vacant Land 52 .87		Taxes Receivable	58,544.32
CETA And Other Public Employment Programs	25,548.55	2 Residential 520 58.74		Tax Title Liens	5,160.15
MUNICIPAL FUNCTIONS TOTAL	273,643.13	3 Farm 8 .90		Foreclosed Property	1,300.00
CAPITAL IMPROVEMENTS *MEMO*	5,000.00	4a Commercial 96 25.69		Emergencies & Other Deferred Charges	
DEBT SERVICE		4b Industrial 5 12.18		State and Federal Aid Receivable	15,868.89
Principal Payments	10,000.00	4c Apartments 8 1.64		Other Receivables	7,082.76
Interest Payments	3,300.00	Total 689		Total	210,931.12
DEFERRED CHARGES	549.00	Land Area .77 Sq. Miles		LIABILITIES, RESERVES, AND SURPLUS	
SCHOOL, COUNTY, SPECIAL DISTRICT TAXES	477,445.96	Net Valuation Taxable-Municipal		Cash Liabilities	40,611.65
RESERVE FOR UNCOLLECTED TAXES	66,057.36	Net Valuation Taxable-County		Reserves for Receivables	72,087.23
EXPENDITURES TOTAL	830,995.45	State Equalized Valuation		Surplus Dec. 31, 1975	98,232.24
		State Equalization Ratio		Total	210,931.12

0335

Population 1970 2,115
 Population 1975 2,470
 S & P Rating
 Moody Rating

General Tax Rate Per \$100. 2.87
 State Equalized Tax Rate 2.72

TABERNACLE TOWNSHIP -- BURLINGTON CO.

Form of Government:

Township Committee

Number of Members on Governing Body 3

PER CAPITA:

Gross Debt 564.18
 Net Debt 13.89
 Debt Service 2.27
 Total Tax Levy 427.39
 Municipal Expenditures 202.97

PER CENT:

Gross Debt 4.43
 Net Debt .11
 Tax Levy Collected 80.69
 Tax Levy Cancelled, Abated or Adjusted .62

EXPENDITURES		REVENUES-REALIZED		1975 PROPERTY TAX	
GENERAL GOVERNMENT				STATE EQUALIZED TAX RATE	
Governing Body & Public Boards		1975 Property Taxes Collected	853,788.73	Local District School Taxes 1.19	453,326.00
Municipal Clerk		1975 Payments in Lieu of Taxes		Regional & Consolidated School Tax .65	248,603.69
Financial Administration	17,069.95	Delinquent Tax & Lien Collections	135,069.90	School Taxes in Municipal Budget	
Assessment of Taxes	3,900.00	Business Personalty Replacement Taxes	6,704.86	County Taxes .49	187,129.03
Collection of Taxes	7,800.00	Taxes from Public Utilities	54,609.06	County Library Taxes .02	7,711.45
Planning, Housing & Development	9,690.95	Other Miscellaneous Tax Revenues		Local Municipal Purpose Taxes .34	129,218.20
Human Resources		State Aid Revenues	2,465.50	Veteran & Senior Citizen Taxes .03	12,780.00
Elections		Federal Aid Revenues	25,940.29	Total Taxes for Rate Computation 2.72	1,038,768.37
General Administration (other)	58,248.49	State and Local Fiscal Assistance Act Utilized	45,846.13	Special District Taxes	
JUDICIARY		Sale of Acquired Property		Bank Stock Taxes	
Municipal Courts	5,340.00	Other Miscellaneous Revenues	44,527.11	Added and Omitted Taxes	29,653.57
PUBLIC SAFETY		Total	1,168,951.58	Total Taxes Levied - ABSTRACT	1,055,641.94
Fire Protection	4,000.00	Prior Years Surplus Appropriated	75,000.00	Total Taxes Billed	1,058,156.84
Police Protection	7,200.00	REVENUES TOTAL	1,243,951.58	1975 TAXES COLLECTED	853,788.73
Civil Defense & Disaster Control	1,000.00	Reserve For Uncollected Taxes	220,536.73	1975 Taxes Cancelled, Abated or Adjusted	6,572.44
Environmental Inspection & Control	2,500.00			Transfer to Tax Title Liens or Foreclosed	16,803.84
Other Public Safety		CAPITAL OUTLAY TOTAL	20,000.00	Balance Outstanding Dec. 31, 1975	180,991.83
PUBLIC WORKS				PRIOR YEARS TAXES OUTSTANDING	
Streets and Drainage	106,367.60	Public Enterprises		Balance January 1, 1975	132,073.31
Sewers and Sewage Processing		Recreation—Culture		Collected in 1975	121,373.58
Garbage and Trash Disposal	500.00	Public Works	20,000.00	Cancelled, Abated or Adjusted 1975	2,603.02
Public Buildings and Grounds	4,000.00	Buildings and Grounds		Transfers to Tax Title Liens or Foreclosed	3,181.17
Other Public Works		Library and Education		Balance December 31, 1975	4,915.54
HEALTH and WELFARE		Conservation		TAX TITLE LIENS OUTSTANDING	
Health Services Except Environmental	350.00	All Other		Balance January 1, 1975	45,384.50
Welfare-Public Assistance	1,500.00			Transfer From Taxes	20,471.78
Hospitals, Clinics, First Aid		CAPITAL DEBT AUTHORIZED, DECEMBER 31, 1975		Redeemed in 1975	13,696.32
Animal, Insect, & Rodent Control	1,200.00	ISSUED AND UNISSUED GROSS DEBT NET DEBT		Cancelled, Abated or Adjusted (1975)	
Other Welfare Services		School 1,359,217		Transfers to Foreclosed Property	
RECREATION and CONSERVATION		Self-liquidating 34,300	34,300	Balance December 31, 1975	52,159.96
Beaches and Boardwalks		Other 34,300	34,300	PROPERTY ACQUIRED BY DEED OR FORECLOSURE	
Parks, Playgrounds, Shade Trees		Total 1,393,517		Balance January 1, 1975	13,650.00
Land Reclamation & Conservation				Transfers From Taxes or Liens	
Other Recreational Services	3,000.00	ISSUED AND OUTSTANDING		Sale for Cash (1975)	
EDUCATION (excluding schools)		School 1,294,217.00		Cancelled, Abated or Adjusted (1975)	
Libraries		Self-Liquidating 34,300.00		Balance December 31, 1975	13,650.00
Other Educational Services		Other 1,328,517.00		CURRENT FINANCES DECEMBER 31, 1975	
STATUTORY EXPENDITURES		Total		ASSETS	
Pensions & F. I. C. A.	3,500.00	EQUALIZED VALUATION BASIS FOR NET DEBT COMPUTATION	31,464,391.67	Cash Dec. 31, 1975	481,437.81
Employee Fringe Benefits		REAL PROPERTY VALUATIONS		Taxes Receivable	185,907.37
Other Statutory Expenditures		Code Class # of Parcels % VAL'N ASSESSED VALUATION		Tax Title Liens	52,159.96
CETA And Other Public Employment Programs	33,457.00	1 Vacant Land 716 20.42 7,336,800.00		Foreclosed Property	13,650.00
MUNICIPAL FUNCTIONS TOTAL	270,623.99	2 Residential 756 61.65 22,149,100.00		Emergencies & Other Deferred Charges	9,265.29
CAPITAL IMPROVEMENTS *MEMO*	5,000.00	3 Farm 215 10.91 3,919,140.00		State and Federal Aid Receivable	2,046.71
DEBT SERVICE		4a Commercial 37 6.46 2,320,400.00		Other Receivables	3,859.81
Principal Payments	5,600.00	4b Industrial 3 .56 202,250.00		Total	748,326.95
Interest Payments		4c Apartments		LIABILITIES, RESERVES, AND SURPLUS	
DEFERRED CHARGES		Total 1727 35,927,690.00		Cash Liabilities	348,614.92
SCHOOL, COUNTY, SPECIAL DISTRICT TAXES	4,577.42	Land Area 47.64 Sq. Miles		Reserves for Receivables	255,577.14
RESERVE FOR UNCOLLECTED TAXES	896,770.17	Net Valuation Taxable-Municipal	36,283,267.00	Surplus Dec. 31, 1975	144,134.89
EXPENDITURES TOTAL	1,398,108.31	Net Valuation Taxable-County	32,839,280.00	Total	748,326.95
		State Equalized Valuation	38,234,006.00		
		State Equalization Ratio	94.85		

0433

Population 1970
Population 1975
S & P Rating
Moody Rating

15
15

General Tax Rate Per \$100.
2.19
State Equalized Tax Rate
2.23

TAVISTOCK BOROUGH — CAMDEN COUNTY

Form of Government:

Commission (1911)

Number of Members on Governing Body 3

PER CAPITA:

Gross Debt

Net Debt

Debt Service

Total Tax Levy

Municipal Expenditures

1,322.92

602.47

PER CENT:

Gross Debt

Net Debt

Tax Levy Collected 100.00

Tax Levy Cancelled, Abated
or Adjusted

EXPENDITURES		REVENUES-REALIZED		1975 PROPERTY TAX	
GENERAL GOVERNMENT				STATE EQUALIZED TAX RATE →	
Governing Body & Public Boards		1975 Property Taxes Collected	19,818.62	Local District School Taxes	
Municipal Clerk		1975 Payments in Lieu of Taxes		Regional & Consolidated School Tax	
Financial Administration		Delinquent Tax & Lien Collections		School Taxes in Municipal Budget	
Assessment of Taxes	325.00	Business Personalty Replacement Taxes	1,870.68	County Taxes	1.24 11,023.71
Collection of Taxes	385.00	Taxes from Public Utilities	270.36	County Library Taxes	.03 254.09
Planning, Housing & Development		Other Miscellaneous Tax Revenues		Local Municipal Purpose Taxes	.97 8,566.00
Human Resources		State Aid Revenues	10.00	Veteran & Senior Citizen Taxes	
Elections	321.47	Federal Aid Revenues		Total Taxes for Rate Computation	2.24 19,843.80
General Administration (other)	2,095.23	State and Local Fiscal Assistance Act Utilized		Special District Taxes	
JUDICIARY		Sale of Acquired Property		Bank Stock Taxes	
Municipal Courts		Other Miscellaneous Revenues	202.76	Added and Omitted Taxes	
PUBLIC SAFETY		Total	22,172.42	Total Taxes Levied - ABSTRACT	19,843.80
Fire Protection	350.00	Prior Years Surplus Appropriated	1,000.00	Total Taxes Billed	19,818.62
Police Protection	700.00	REVENUES TOTAL	23,172.42	1975 TAXES COLLECTED	19,818.62
Civil Defense & Disaster Control		Reserve For Uncollected Taxes		1975 Taxes Cancelled, Abated or Adjusted	
Environmental Inspection & Control				Transfer to Tax Title Liens or Foreclosed	
Other Public Safety				Balance Outstanding Dec. 31, 1975	
PUBLIC WORKS		CAPITAL OUTLAY TOTAL		PRIOR YEARS TAXES OUTSTANDING	
Streets and Drainage	3,098.30	Public Enterprises		Balance January 1, 1975	
Sewers and Sewage Processing		Recreation—Culture		Collected in 1975	
Garbage and Trash Disposal		Public Works		Cancelled, Abated or Adjusted 1975	
Public Buildings and Grounds		Buildings and Grounds		Transfers to Tax Title Liens or Foreclosed	
Other Public Works	25.00	Library and Education		Balance December 31, 1975	
HEALTH and WELFARE		Conservation		TAX TITLE LIENS OUTSTANDING	
Health Services Except Environmental		All Other		Balance January 1, 1975	
Welfare-Public Assistance				Transfer From Taxes	
Hospitals, Clinics, First Aid				Redeemed in 1975	
Animal, Insect, & Rodent Control				Cancelled, Abated or Adjusted (1975)	
Other Welfare Services				Transfers to Foreclosed Property	
RECREATION and CONSERVATION				Balance December 31, 1975	
Beaches and Boardwalks				PROPERTY ACQUIRED BY DEED OR	
Parks, Playgrounds, Shade Trees				FORECLOSURE	
Land Reclamation & Conservation				Balance January 1, 1975	
Other Recreational Services				Transfers From Taxes or Liens	
EDUCATION (excluding schools)				Sale for Cash (1975)	
Libraries				Cancelled, Abated or Adjusted (1975)	
Other Educational Services				Balance December 31, 1975	
STATUTORY EXPENDITURES				CURRENT FINANCES DECEMBER 31, 1975	
Pensions & F. I. C. A.	149.25			ASSETS	
Employee Fringe Benefits				Cash Dec. 31, 1975	8,542.15
Other Statutory Expenditures				Taxes Receivable	
CETA And Other Public Employment Programs				Tax Title Liens	
MUNICIPAL FUNCTIONS TOTAL	7,449.25			Foreclosed Property	
CAPITAL IMPROVEMENTS * MEMU*				Emergencies & Other Deferred Charges	
DEBT SERVICE				State and Federal Aid Receivable	209.00
Principal Payments				Other Receivables	
Interest Payments				Total	8,751.15
DEFERRED CHARGES	1,587.75			LIABILITIES, RESERVES, AND SURPLUS	
SCHOOL, COUNTY, SPECIAL DISTRICT TAXES	11,277.80			Cash Liabilities	795.13
RESERVE FOR UNCOLLECTED TAXES				Reserves for Receivables	
EXPENDITURES TOTAL	20,314.80			Surplus Dec. 31, 1975	7,956.02
				Total	8,751.15

0260

Population 1970 **42,380**
 Population 1975 **42,255**
 S & P Rating **AA**
 Moody Rating **AA**

General Tax Rate Per \$100. **4.77**
 State Equalized Tax Rate **3.85**

TEANECK TOWNSHIP - BERGEN CO.

Form of Government:

Council-Manager (1923)

Number of Members on Governing Body 5

PER CAPITA:

Gross Debt **301.96**
 Net Debt **128.09**
 Debt Service **3.93**
 Total Tax Levy **523.16**
 Municipal Expenditures **242.21**

PER CENT:

Gross Debt **2.35**
 Net Debt **1.00**
 Tax Levy Collected **98.26**
 Tax Levy Cancelled, Abated or Adjusted **.20**

EXPENDITURES		REVENUES-REALIZED		1975 PROPERTY TAX	
GENERAL GOVERNMENT				STATE EQUALIZED TAX RATE 3.84	
Governing Body & Public Boards	4,085.00	1975 Property Taxes Collected		Local District School Taxes	12,609,399.00
Municipal Clerk		1975 Payments in Lieu of Taxes		Regional & Consolidated School Tax	
Financial Administration	91,782.00	Delinquent Tax & Lien Collections		School Taxes in Municipal Budget	
Assessment of Taxes	240,804.00	Business Personalty Replacement Taxes		County Taxes	2,165,120.45
Collection of Taxes	67,878.00	Taxes from Public Utilities		County Library Taxes	
Planning, Housing & Development	136,920.00	Other Miscellaneous Tax Revenues		Local Municipal Purpose Taxes	7,263,486.80
Human Resources	5,880.00	State Aid Revenues		Veteran & Senior Citizen Taxes	228,870.00
Elections	3,710.00	Federal Aid Revenues		Total Taxes for Rate Computation	22,266,876.25
General Administration (other)	789,090.00	State and Local Fiscal Assistance Act Utilized		Special District Taxes	
JUDICIARY		Sale of Acquired Property		Bank Stock Taxes	40,381.20
Municipal Courts	60,556.00	Other Miscellaneous Revenues		Added and Omitted Taxes	27,725.47
PUBLIC SAFETY		Prior Years Surplus Appropriated		Total Taxes Levied - ABSTRACT	22,106,112.92
Fire Protection	1,805,666.00	REVENUES TOTAL		Total Taxes Billed	22,147,155.19
Police Protection	1,972,061.00	CAPITAL OUTLAY TOTAL		1975 TAXES COLLECTED	21,760,873.52
Civil Defense & Disaster Control	4,305.00			1975 Taxes Cancelled, Abated or Adjusted	44,339.79
Environmental Inspection & Control	79,904.00			Transfer to Tax Title Liens or Foreclosed	30,189.33
Other Public Safety				Balance Outstanding Dec. 31, 1975	311,752.55
PUBLIC WORKS				PRIOR YEARS TAXES OUTSTANDING	
Streets and Drainage	922,518.00			Balance January 1, 1975	335,053.16
Sewers and Sewage Processing	669,323.00			Collected in 1975	288,290.19
Garbage and Trash Disposal	12,045.00			Cancelled, Abated or Adjusted 1975	160.00
Public Buildings and Grounds	322,027.00			Transfers to Tax Title Liens or Foreclosed	46,602.97
Other Public Works				Balance December 31, 1975	
HEALTH and WELFARE				TAX TITLE LIENS OUTSTANDING	
Health Services Except Environmental	176,613.00			Balance January 1, 1975	21,876.21
Welfare-Public Assistance	11,235.00			Transfer From Taxes	82,449.56
Hospitals, Clinics, First Aid				Redeemed in 1975	19,258.33
Animal, Insect, & Rodent Control	16,864.00			Cancelled, Abated or Adjusted (1975)	
Other Welfare Services				Transfers to Foreclosed Property	5,163.81
RECREATION and CONSERVATION				Balance December 31, 1975	79,903.63
Beaches and Boardwalks	363,696.00			PROPERTY ACQUIRED BY DEED OR FORECLOSURE	
Parks, Playgrounds, Shade Trees	3,600.00			Balance January 1, 1975	449,735.06
Land Reclamation & Conservation	290,965.00			Transfers From Taxes or Liens	6,446.94
Other Recreational Services				Sale for Cash (1975)	
EDUCATION (excluding schools)				Cancelled, Abated or Adjusted (1975)	88,600.00
Libraries	458,466.00			Balance December 31, 1975	367,582.00
Other Educational Services				CURRENT FINANCES DECEMBER 31, 1975	
STATUTORY EXPENDITURES				ASSETS	
Pensions & F. I. C. A.	721,300.99			Cash Dec. 31, 1975	1,984,868.04
Employee Fringe Benefits	204,000.00			Taxes Receivable	311,752.55
Other Statutory Expenditures				Tax Title Liens	79,903.63
CETA And Other Public Employment Programs	30,076.00			Foreclosed Property	367,582.00
MUNICIPAL FUNCTIONS TOTAL	9,465,369.99			Emergencies & Other Deferred Charges	202,950.00
CAPITAL IMPROVEMENTS MEMO	88,100.00			State and Federal Aid Receivable	31,791.77
DEBT SERVICE				Other Receivables	904.16
Principal Payments	49,145.00			Total	2,979,752.15
Interest Payments	117,000.00			LIABILITIES, RESERVES, AND SURPLUS	
DEFERRED CHARGES	50,443.01			Cash Liabilities	998,309.31
SCHOOL, COUNTY, SPECIAL DISTRICT TAXES	14,774,519.45			Reserves for Receivables	760,142.34
RESERVE FOR UNCOLLECTED TAXES	552,645.00			Surplus Dec. 31, 1975	1,221,300.50
EXPENDITURES TOTAL	25,009,122.45			Total	2,979,752.15

0261

Population 1970 **14,830**
 Population 1975 **14,530**
 S & P Rating **A**
 Moody Rating **A**

General Tax Rate Per \$100. **3.58**
 State Equalized Tax Rate **3.38**

TENAFLY BOROUGH -- BERGEN COUNTY
Form of Government:
Borough Council
Number of Members on Governing Body 6

PER CAPITA: **1,073.62** PER CENT: **5.13**
 Gross Debt **643.20** Gross Debt **3.07**
 Net Debt **18.10** Net Debt **96.55**
 Debt Service **756.73** Tax Levy Collected
 Total Tax Levy **285.27** Tax Levy Cancelled, Abated or Adjusted **.08**
 Municipal Expenditures

EXPENDITURES		REVENUES-REALIZED		1975 PROPERTY TAX	
GENERAL GOVERNMENT				STATE EQUALIZED TAX RATE 2.09	
Governing Body & Public Boards				Local District School Taxes 6,828,153.00	
Municipal Clerk	50,525.00	1975 Property Taxes Collected 10,637,140.52		Regional & Consolidated School Tax	
Financial Administration	12,800.00	1975 Payments in Lieu of Taxes 12,490.93		School Taxes in Municipal Budget	
Assessment of Taxes	30,850.00	Delinquent Tax & Lien Collections 307,011.29		County Taxes .37	
Collection of Taxes	60,505.00	Business Personalty Replacement Taxes 107,017.76		County Library Taxes	
Planning, Housing & Development	9,450.00	Taxes from Public Utilities 401,610.40		Local Municipal Purpose Taxes .89	
Human Resources	23,250.00	Other Miscellaneous Tax Revenues		Veteran & Senior Citizen Taxes .03	
Elections	1,850.00	State Aid Revenues 4,216.50		Total Taxes for Rate Computation 3.38	
General Administration (other)	154,975.00	Federal Aid Revenues 36,434.56		Special District Taxes	
JUDICIARY		State and Local Fiscal Assistance Act Utilized 151,088.00		Bank Stock Taxes	
Municipal Courts	16,790.00	Sale of Acquired Property		Added and Omitted Taxes	
PUBLIC SAFETY		Other Miscellaneous Revenues 142,320.02		Total Taxes Levied - ABSTRACT 10,995,219.42	
Fire Protection	93,520.00	Total 11,799,329.98		Total Taxes Billed	
Police Protection	738,255.00	Prior Years Surplus Appropriated 174,672.37		1975 TAXES COLLECTED 10,637,140.52	
Civil Defense & Disaster Control	1,800.00	REVENUES TOTAL 11,974,002.35		1975 Taxes Cancelled, Abated or Adjusted 9,007.51	
Environmental Inspection & Control	31,915.00	Reserve For Uncollected Taxes 383,222.07		Transfer to Tax Title Liens or Foreclosed Balance Outstanding Dec. 31, 1975 966.60	
Other Public Safety		CAPITAL OUTLAY TOTAL 7,352,946.76		PRIOR YEARS TAXES OUTSTANDING	
PUBLIC WORKS				Balance January 1, 1975 315,144.36	
Streets and Drainage	508,459.00	Public Enterprises		Collected in 1975 293,259.02	
Sewers and Sewage Processing	329,285.00	Recreation—Culture		Cancelled, Abated or Adjusted 1975 145.29	
Garbage and Trash Disposal	478,500.00	Public Works		Transfers to Tax Title Liens or Foreclosed Balance December 31, 1975 824.98	
Public Buildings and Grounds	204,755.00	Buildings and Grounds		TAX TITLE LIENS OUTSTANDING	
Other Public Works	4,588.00	Library and Education		Balance January 1, 1975 14,516.78	
HEALTH and WELFARE		Conservation		Transfer From Taxes	
Health Services Except Environmental	34,055.00	All Other		Redeemed in 1975 1,901.89	
Welfare-Public Assistance	4,010.00	CAPITAL DEBT AUTHORIZED, DECEMBER 31, 1975		Cancelled, Abated or Adjusted (1975)	
Hospitals, Clinics, First Aid	1,500.00	ISSUED AND UNISSUED GROSS DEBT NET DEBT		Transfers to Foreclosed Property	
Animal, Insect, & Rodent Control		School 6,254,000		Balance December 31, 1975 2,666.40	
Other Welfare Services		Self-liquidating 9,345,662		PROPERTY ACQUIRED BY DEED OR FORECLOSURE	
RECREATION and CONSERVATION		Other 15,599,662		Balance January 1, 1975 399,900.00	
Beaches and Boardwalks	142,315.00	ISSUED AND OUTSTANDING		Transfers From Taxes or Liens	
Parks, Playgrounds, Shade Trees	450.00	School 6,254,000.00		Sale for Cash (1975)	
Land Reclamation & Conservation	80,615.00	Self-Liquidating 8,965,012.00		Cancelled, Abated or Adjusted (1975)	
Other Recreational Services		Other 15,219,012.00		Balance December 31, 1975 399,900.00	
EDUCATION (excluding schools)		EQUALIZED VALUATION BASIS		CURRENT FINANCES DECEMBER 31, 1975	
Libraries	156,310.00	FOR NET DEBT COMPUTATION 304,257,129.67		ASSETS	
Other Educational Services		REAL PROPERTY VALUATIONS		Cash Dec. 31, 1975 452,252.91	
STATUTORY EXPENDITURES		Code Class # of Parcels % VAL'N		Taxes Receivable 391,025.46	
Pensions & F. I. C. A.	202,300.00	1 Vacant Land 165 3.12		Tax Title Liens 2,666.40	
Employee Fringe Benefits	51,000.00	2 Residential 4021 86.07		Foreclosed Property 399,900.00	
Other Statutory Expenditures		3 Farm		Emergencies & Other Deferred Charges 37,187.73	
CETA And Other Public Employment Programs	36,434.56	4a Commercial 185 8.25		State and Federal Aid Receivable 4,496.50	
MUNICIPAL FUNCTIONS TOTAL	3,461,061.56	4b Industrial 17 .90		Other Receivables 12,023.48	
CAPITAL IMPROVEMENTS * MEMO*	25,000.00	4c Apartments 11 1.65		Total 1,299,552.48	
DEBT SERVICE		Total 4399		LIABILITIES, RESERVES, AND SURPLUS	
Principal Payments	165,113.00	Land Area 4.40 Sq. Miles		Cash Liabilities 259,177.52	
Interest Payments	97,915.00	Net Valuation Taxable-Municipal 308,514,118.00		Reserves for Receivables 805,615.34	
DEFERRED CHARGES	37,648.98	Net Valuation Taxable-County 310,843,159.00		Surplus Dec. 31, 1975 234,759.62	
SCHOOL, COUNTY, SPECIAL DISTRICT TAXES	8,037,567.04	State Equalized Valuation 326,533,825.00		Total 1,299,552.48	
RESERVE FOR UNCOLLECTED TAXES	383,222.07	State Equalization Ratio 94.46			
EXPENDITURES TOTAL	12,182,527.65				

0262

Population 1970
Population 1975
S & P Rating
Moody Rating

20
20

General Tax Rate Per \$100.
State Equalized Tax Rate

.75
.62

TETERBORO BOROUGH — BERGEN COUNTY

Form of Government:
Council-Manager (1923)
Number of Members on Governing Body 5

PER CAPITA:

Gross Debt
Net Debt
Debt Service
Total Tax Levy
Municipal Expenditures

5,197.22
3,394.55

PER CENT:

Gross Debt
Net Debt
Tax Levy Collected
Tax Levy Cancelled, Abated
or Adjusted

100.00

EXPENDITURES		REVENUES-REALIZED		1975 PROPERTY TAX	
GENERAL GOVERNMENT		1975 Property Taxes Collected		STATE EQUALIZED TAX RATE →	
Governing Body & Public Boards		1975 Payments in Lieu of Taxes	505,115.17	Local District School Taxes	4,000.00
Municipal Clerk	3,000.00	Delinquent Tax & Lien Collections	13,858.60	Regional & Consolidated School Tax	
Financial Administration	4,705.00	Business Personalty Replacement Taxes	1,879.12	School Taxes in Municipal Budget	
Assessment of Taxes	3,130.00	Taxes from Public Utilities	142,681.48	County Taxes	.49 395,444.39
Collection of Taxes		Other Miscellaneous Tax Revenues	80,420.02	County Library Taxes	
Planning, Housing & Development	500.00	State Aid Revenues	20,007.33	Local Municipal Purpose Taxes	.13 101,280.88
Human Resources	350.00	Federal Aid Revenues	2,549.00	Veteran & Senior Citizen Taxes	
Elections		State and Local Fiscal Assistance Act Utilized		Total Taxes for Rate Computation	.62 500,725.27
General Administration (other)	87,150.00	Sale of Acquired Property		Special District Taxes	
JUDICIARY		Other Miscellaneous Revenues	45,880.16	Bank Stock Taxes	3,219.12
Municipal Courts	8,155.00	Total	812,390.88	Added and Omitted Taxes	
PUBLIC SAFETY		Prior Years Surplus Appropriated	126,331.00	Total Taxes Levied - ABSTRACT	503,944.39
Fire Protection	18,500.00	REVENUES TOTAL	938,721.88	Total Taxes Billed	505,115.17
Police Protection	78,240.00	Reserve For Uncollected Taxes	5,020.00	1975 TAXES COLLECTED	505,115.17
Civil Defense & Disaster Control		CAPITAL OUTLAY TOTAL	51,820.78	1975 Taxes Cancelled, Abated or Adjusted	
Environmental Inspection & Control		Public Enterprises		Transfer to Tax Title Liens or Foreclosed	
Other Public Safety		Recreation—Culture		Balance Outstanding Dec. 31, 1975	
PUBLIC WORKS		Public Works	51,820.78	PRIOR YEARS TAXES OUTSTANDING	
Streets and Drainage	35,025.00	Buildings and Grounds		Balance January 1, 1975	1,879.72
Sewers and Sewage Processing	103,785.00	Library and Education		Collected in 1975	1,879.72
Garbage and Trash Disposal	1,500.00	Conservation		Cancelled, Abated or Adjusted 1975	
Public Buildings and Grounds	23,725.00	All Other		Transfers to Tax Title Liens or Foreclosed	
Other Public Works		CAPITAL DEBT AUTHORIZED, DECEMBER 31, 1975		Balance December 31, 1975	
HEALTH and WELFARE		ISSUED AND UNISSUED GROSS DEBT NET DEBT		TAX TITLE LIENS OUTSTANDING	
Health Services Except Environmental	3,105.00	School		Balance January 1, 1975	
Welfare-Public Assistance	1.00	Self-liquidating		Transfer From Taxes	
Hospitals, Clinics, First Aid	58,500.00	Other		Redeemed in 1975	
Animal, Insect, & Rodent Control		Total		Cancelled, Abated or Adjusted (1975)	
Other Welfare Services		ISSUED AND OUTSTANDING		Transfers to Foreclosed Property	
RECREATION and CONSERVATION		School		Balance December 31, 1975	
Beaches and Boardwalks		Self-Liquidating		PROPERTY ACQUIRED BY DEED OR	
Parks, Playgrounds, Shade Trees		Other		FORECLOSURE	
Land Reclamation & Conservation		Total		Balance January 1, 1975	
Other Recreational Services		EQUALIZED VALUATION BASIS		Transfers From Taxes or Liens	
EDUCATION (excluding schools)		FOR NET DEBT COMPUTATION	74,116,477.00	Sale for Cash (1975)	
Libraries		REAL PROPERTY VALUATIONS		Cancelled, Abated or Adjusted (1975)	
Other Educational Services		Code Class # of Parcels % VAL'N		Balance December 31, 1975	
STATUTORY EXPENDITURES		1 Vacant Land 4 .29	192,750.00	CURRENT FINANCES DECEMBER 31, 1975	
Pensions & F. I. C. A.	19,500.00	2 Residential 7 .34	223,200.00	ASSETS.	
Employee Fringe Benefits	14,000.00	3 Farm		Cash Dec. 31, 1975	373,761.04
Other Statutory Expenditures		4a Commercial 3 .82	538,100.00	Taxes Receivable	
CETA And Other Public Employment Programs		4b Industrial 68 98.54	64,538,790.00	Tax Title, Liens	
MUNICIPAL FUNCTIONS TOTAL	462,871.00	4c Apartments		Foreclosed Property	
CAPITAL IMPROVEMENTS * MEMO *		Total	65,492,840.00	Emergencies & Other Deferred Charges	3,000.00
DEBT SERVICE		Land Area 1.20 Sq. Miles		State and Federal Aid Receivable	14,994.58
Principal Payments		Net Valuation Taxable-Municipal	66,919,452.00	Other Receivables	68,581.79
Interest Payments		Net Valuation Taxable-County	101,467,863.00	Total	460,337.41
DEFERRED CHARGES		State Equalized Valuation	80,129,986.00	LIABILITIES, RESERVES, AND SURPLUS	
SCHOOL, COUNTY, SPECIAL DISTRICT TAXES	399,444.39	State Equalization Ratio	83.27	Cash Liabilities	99,931.98
RESERVE FOR UNCOLLECTED TAXES	5,020.00			Reserves for Receivables	68,581.79
EXPENDITURES TOTAL	867,335.39			Surplus Dec. 31, 1975	291,823.64
				Total	460,337.41

1024

Population 1970 **2,980**
 Population 1975 **3,230**
 S & P Rating
 Moody Rating

General Tax Rate Per \$100. **2.99**
 State Equalized Tax Rate **2.72**

TEWKSBURY TOWNSHIP — HUNTERDON CO.

Form of Government:

Township Committee

Number of Members on Governing Body 3

PER CAPITA:

Gross Debt **1,078.09**
 Net Debt
 Debt Service
 Total Tax Levy **886.87**
 Municipal Expenditures **234.66**

PER CENT:

Gross Debt **3.88**
 Net Debt
 Tax Levy Collected **91.22**
 Tax Levy Cancelled, Abated or Adjusted **1.00**

EXPENDITURES		REVENUES-REALIZED		1975 PROPERTY TAX	
GENERAL GOVERNMENT				STATE EQUALIZED TAX RATE 2.72	
Governing Body & Public Boards		1975 Property Taxes Collected	2,615,605.07	Local District School Taxes .90	939,234.00
Municipal Clerk		1975 Payments in Lieu of Taxes		Regional & Consolidated School Tax 1.18	1,232,227.84
Financial Administration	8,900.00	Delinquent Tax & Lien Collections	165,737.60	School Taxes in Municipal Budget	
Assessment of Taxes	13,725.00	Business Personalty Replacement Taxes	49,850.42	County Taxes .41	428,270.02
Collection of Taxes	8,100.00	Taxes from Public Utilities	127,403.94	County Library Taxes .02	22,004.38
Planning, Housing & Development	11,400.00	Other Miscellaneous Tax Revenues		Local Municipal Purpose Taxes .19	192,960.76
Human Resources		State Aid Revenues	11,560.00	Veteran & Senior Citizen Taxes .02	17,140.00
Elections		Federal Aid Revenues		Total Taxes for Rate Computation 2.72	2,831,837.00
General Administration (other)	70,500.00	State and Local Fiscal Assistance Act Utilized	26,014.00	Special District Taxes	
JUDICIARY		Sale of Acquired Property		Bank Stock Taxes	1,473.57
Municipal Courts	3,202.50	Other Miscellaneous Revenues	124,519.09	Added and Omitted Taxes	48,420.31
PUBLIC SAFETY		Total	3,120,690.12	Total Taxes Levied - ABSTRACT	2,864,590.88
Fire Protection	15,300.00	Prior Years Surplus Appropriated	265,546.31	Total Taxes Billed	2,867,433.88
Police Protection	63,305.00	REVENUES TOTAL	3,386,236.43	1975 TAXES COLLECTED	2,615,605.07
Civil Defense & Disaster Control	100.00	Reserve For Uncollected Taxes	279,434.33	1975 Taxes Cancelled, Abated or Adjusted	28,740.25
Environmental Inspection & Control	8,755.00			Transfer to Tax Title Liens or Foreclosed	3,008.82
Other Public Safety		CAPITAL OUTLAY TOTAL	32,482.00	Balance Outstanding Dec. 31, 1975	220,079.74
PUBLIC WORKS				PRIOR YEARS TAXES OUTSTANDING	
Streets and Drainage	156,249.12	Public Enterprises		Balance January 1, 1975	261,235.14
Sewers and Sewage Processing	40,000.00	Recreation—Culture		Collected in 1975	165,737.60
Garbage and Trash Disposal	2,500.00	Public Works	132.00	Cancelled, Abated or Adjusted 1975	
Public Buildings and Grounds	32,209.00	Buildings and Grounds	32,350.00	Transfers to Tax Title Liens or Foreclosed	
Other Public Works		Library and Education		Balance December 31, 1975	95,497.54
HEALTH and WELFARE		Conservation		TAX TITLE LIENS OUTSTANDING	
Health Services Except Environmental	4,600.00	All Other		Balance January 1, 1975	10,186.70
Welfare-Public Assistance	2,350.00			Transfer From Taxes	3,008.82
Hospitals, Clinics, First Aid		CAPITAL DEBT AUTHORIZED, DECEMBER 31, 1975		Redeemed in 1975	
Animal, Insect, & Rodent Control		ISSUED AND UNISSUED		Cancelled, Abated or Adjusted (1975)	
Other Welfare Services		School	3,482,218	Transfers to Foreclosed Property	
RECREATION and CONSERVATION		Self-liquidating		Balance December 31, 1975	13,195.52
Beaches and Boardwalks		Other		PROPERTY ACQUIRED BY DEED OR	
Parks, Playgrounds, Shade Trees		Total	3,482,218	FORECLOSURE	
Land Reclamation & Conservation		ISSUED AND OUTSTANDING		Balance January 1, 1975	
Other Recreational Services	1,025.00	School	3,025,548.00	Transfers From Taxes or Liens	
EDUCATION (excluding schools)		Self-Liquidating		Sale for Cash (1975)	
Libraries		Other		Cancelled, Abated or Adjusted (1975)	
Other Educational Services		Total	3,025,548.00	Balance December 31, 1975	
STATUTORY EXPENDITURES		EQUALIZED VALUATION BASIS		CURRENT FINANCES DECEMBER 31, 1975	
Pensions & F. I. C. A.	17,000.00	FOR NET DEBT COMPUTATION	89,757,935.33	ASSETS	
Employee Fringe Benefits	6,000.00	REAL PROPERTY VALUATIONS		Cash Dec. 31, 1975	1,262,684.78
Other Statutory Expenditures		Code Class # of Parcels % VAL'N		Taxes Receivable	315,577.28
CETA And Other Public Employment Programs		1 Vacant Land 362 9.76	9,155,520.00	Tax Title Liens	13,195.52
MUNICIPAL FUNCTIONS TOTAL	465,220.62	2 Residential 916 63.54	59,591,500.00	Foreclosed Property	
CAPITAL IMPROVEMENTS *MEMU*	54,241.60	3 Farm 509 16.46	15,436,000.00	Emergencies & Other Deferred Charges	8,000.00
DEBT SERVICE		4a Commercial 94 8.73	8,191,300.00	State and Federal Aid Receivable	21,000.00
Principal Payments		4b Industrial 2 1.50	1,411,300.00	Other Receivables	44,259.30
Interest Payments		4c Apartments		Total	1,664,716.88
DEFERRED CHARGES	13,288.76	Total 1883	93,785,620.00	LIABILITIES, RESERVES, AND SURPLUS	
SCHOOL, COUNTY, SPECIAL DISTRICT TAXES	2,621,736.24	Land Area 31.80 Sq. Miles		Cash Liabilities	178,936.79
RESERVE FOR UNCOLLECTED TAXES	279,434.33	Net Valuation Taxable-Municipal	94,800,131.00	Reserves for Receivables	373,032.10
EXPENDITURES TOTAL	3,379,679.95	Net Valuation Taxable-County	99,118,121.00	Surplus Dec. 31, 1975	1,112,747.99
		State Equalized Valuation	104,041,667.00	Total	1,664,716.88
		State Equalization Ratio	91.03		

1336

Population 1970 8,405
 Population 1975 8,550
 S & P Rating A
 Moody Rating BAA-1

General Tax Rate Per \$100. 4.43
 State Equalized Tax Rate 3.41

TINTON FALLS BOROUGH — MONMOUTH CO.

Form of Government:

Borough Council

Number of Members on Governing Body 6

PER CAPITA:

Gross Debt 626.39
 Net Debt 153.60
 Debt Service 468.55
 Total Tax Levy 198.42
 Municipal Expenditures

PER CENT

Gross Debt 5.41
 Net Debt 1.33
 Tax Levy Collected 93.77
 Tax Levy Cancelled, Abated or Adjusted

EXPENDITURES		REVENUES-REALIZED		1975 PROPERTY TAX	
GENERAL GOVERNMENT				STATE EQUALIZED TAX RATE	
Governing Body & Public Boards		1975 Property Taxes Collected	3,756,610.73	Local District School Taxes	
Municipal Clerk		1975 Payments in Lieu of Taxes		Regional & Consolidated School Tax 2.33	2,751,544.26
Financial Administration	25,625.00	Delinquent Tax & Lien Collections	173,954.14	School Taxes in Municipal Budget	
Assessment of Taxes	29,442.50	Business Personalty Replacement Taxes	116,223.98	County Taxes .59	695,541.86
Collection of Taxes	34,420.00	Taxes from Public Utilities	238,908.02	County Library Taxes .02	24,631.21
Planning, Housing & Development	54,850.00	Other Miscellaneous Tax Revenues		Local Municipal Purpose Taxes .44	520,118.90
Human Resources	2,100.00	State Aid Revenues	1,800.50	Veteran & Senior Citizen Taxes .03	40,210.00
Elections		Federal Aid Revenues		Total Taxes for Rate Computation 3.41	4,032,046.23
General Administration (other)	151,059.72	State and Local Fiscal Assistance Act Utilized	95,117.00	Special District Taxes	
JUDICIARY		Sale of Acquired Property		Bank Stock Taxes	2,128.35
Municipal Courts	30,050.00	Other Miscellaneous Revenues	263,883.89	Added and Omitted Taxes	12,170.50
PUBLIC SAFETY		Total	4,646,498.26	Total Taxes Levied - ABSTRACT	4,006,145.08
Fire Protection	52,609.16	Prior Years Surplus Appropriated	400,000.00	Total Taxes Billed	4,006,145.08
Police Protection	393,500.00	REVENUES TOTAL	5,046,498.26	1975 TAXES COLLECTED	3,756,610.73
Civil Defense & Disaster Control		Reserve For Uncollected Taxes	248,213.25	1975 Taxes Cancelled, Abated or Adjusted	
Environmental Inspection & Control	3,340.00	CAPITAL OUTLAY TOTAL	191,561.26	Transfer to Tax Title Liens or Foreclosed	
Other Public Safety				Balance Outstanding Dec. 31, 1975	249,534.35
PUBLIC WORKS				PRIOR YEARS TAXES OUTSTANDING	
Streets and Drainage	165,320.84	Public Enterprises	82,399.11	Balance January 1, 1975	157,800.81
Sewers and Sewage Processing	51,760.00	Recreation—Culture		Collected in 1975	149,769.60
Garbage and Trash Disposal	146,352.78	Public Works	75,572.15	Cancelled, Abated or Adjusted 1975	
Public Buildings and Grounds	59,900.00	Buildings and Grounds	33,590.00	Transfers to Tax Title Liens or Foreclosed	
Other Public Works	13,000.00	Library and Education		Balance December 31, 1975	8,031.21
HEALTH and WELFARE		Conservation		TAX TITLE LIENS OUTSTANDING	
Health Services Except Environmental	13,200.00	All Other		Balance January 1, 1975	40,001.75
Welfare-Public Assistance	6,575.00	CAPITAL DEBT AUTHORIZED, DECEMBER 31, 1975		Transfer From Taxes	
Hospitals, Clinics, First Aid	900.00	ISSUED AND UNISSUED		Redeemed in 1975	24,184.54
Animal, Insect, & Rodent Control		School	922,415	Cancelled, Abated or Adjusted (1975)	
Other Welfare Services		Self-liquidating	3,119,901	Transfers to Foreclosed Property	
RECREATION and CONSERVATION		Other	1,313,321	Balance December 31, 1975	15,817.21
Beaches and Boardwalks		Total	5,355,637	PROPERTY ACQUIRED BY DEED OR	
Parks, Playgrounds, Shade Trees	35,230.00	ISSUED AND OUTSTANDING		FORECLOSURE	
Land Reclamation & Conservation	2,800.00	School	922,415.00	Balance January 1, 1975	221,561.95
Other Recreational Services	2,000.00	Self-liquidating	3,770,000.00	Transfers From Taxes or Liens	
EDUCATION (excluding schools)		Other		Sale for Cash (1975)	
Libraries	7,500.00	Total	4,692,415.00	Cancelled, Abated or Adjusted (1975)	
Other Educational Services		EQUALIZED VALUATION BASIS		Balance December 31, 1975	221,561.95
STATUTORY EXPENDITURES		FOR NET DEBT COMPUTATION	99,079,807.33	CURRENT FINANCES DECEMBER 31, 1975	
Pensions & F. I. C. A.	70,500.00	REAL PROPERTY VALUATIONS		ASSETS	
Employee Fringe Benefits	30,700.00	Code Class # of Parcels % VAL'N		Cash Dec. 31, 1975	930,712.64
Other Statutory Expenditures		1 Vacant Land 554 5.35	4,822,500.00	Taxes Receivable	257,565.56
CETA And Other Public Employment Programs	19,709.00	2 Residential 1745 55.71	50,253,550.00	Tax Title Liens	15,817.21
MUNICIPAL FUNCTIONS TOTAL	1,402,444.00	3 Farm 73 1.46	1,321,400.00	Foreclosed Property	221,561.95
CAPITAL IMPROVEMENTS *MEMO*		4a Commercial 101 33.05	29,812,800.00	Emergencies & Other Deferred Charges	73,900.00
DEBT SERVICE		4b Industrial 17 4.44	4,003,000.00	State and Federal Aid Receivable	29,938.22
Principal Payments		4c Apartments		Other Receivables	64,437.43
Interest Payments		Total 2490	90,213,250.00	Total	1,593,933.01
DEFERRED CHARGES	45,857.00	Land Area 15.15 Sq. Miles		LIABILITIES, RESERVES, AND SURPLUS	
SCHOOL, COUNTY, SPECIAL DISTRICT TAXES	3,471,717.33	Net Valuation Taxable-Municipal	91,054,726.00	Cash Liabilities	415,702.59
RESERVE FOR UNCOLLECTED TAXES	248,213.25	Net Valuation Taxable-County	110,798,806.00	Reserves for Receivables	559,382.15
EXPENDITURES TOTAL	5,168,231.58	State Equalized Valuation	117,773,751.00	Surplus Dec. 31, 1975	618,848.27
		State Equalization Ratio	77.15	Total	1,593,933.01

1612

Population 1970 11,595
 Population 1975 11,720
 S & P Rating A
 Moody Rating A

General Tax Rate Per \$100. 2.69
 State Equalized Tax Rate 2.19

TOTOWA BOROUGH — PASSAIC COUNTY
 Form of Government:
 Borough Council
 Number of Members on Governing Body 6

PER CAPITA: 353.09
 Gross Debt 223.78
 Net Debt 17.54
 Debt Service 421.86
 Total Tax Levy 151.75
 Municipal Expenditures

PER CENT: 1.97
 Gross Debt 1.25
 Net Debt 98.15
 Tax Levy Collected
 Tax Levy Cancelled, Abated or Adjusted .13

EXPENDITURES		REVENUES-REALIZED		1975 PROPERTY TAX	
GENERAL GOVERNMENT		1975 Property Taxes Collected		STATE EQUALIZED TAX RATE —→ .66	
Governing Body & Public Boards	5,500.00	1975 Payments in Lieu of Taxes		Local District School Taxes	1,502,878.50
Municipal Clerk		Delinquent Tax & Lien Collections		Regional & Consolidated School Tax	1,597,510.54
Financial Administration	18,129.90	Business Personality Replacement Taxes		School Taxes in Municipal Budget	
Assessment of Taxes	24,452.65	Taxes from Public Utilities		County Taxes	1,432,020.83
Collection of Taxes	16,887.14	Other Miscellaneous Tax Revenues		County Library Taxes	
Planning, Housing & Development	4,522.44	State Aid Revenues		Local Municipal Purpose Taxes	353,466.92
Human Resources	2,000.00	Federal Aid Revenues		Veteran & Senior Citizen Taxes	88,900.00
Elections	1,704.06	State and Local Fiscal Assistance Act Utilized		Total Taxes for Rate Computation	4,974,776.84
General Administration (other)	112,218.12	Sale of Acquired Property		Special District Taxes	
JUDICIARY		Other Miscellaneous Revenues		Bank Stock Taxes	25,494.12
Municipal Courts	11,679.55	Prior Years Surplus Appropriated		Added and Omitted Taxes	32,829.88
PUBLIC SAFETY		REVENUES TOTAL		Total Taxes Levied - ABSTRACT	4,944,200.84
Fire Protection	50,737.50	CAPITAL OUTLAY TOTAL		Total Taxes Billed	4,953,507.39
Police Protection	354,577.43	Public Enterprises		1975 TAXES COLLECTED	4,861,756.47
Civil Defense & Disaster Control	2,900.00	Recreation—Culture		1975 Taxes Cancelled, Abated or Adjusted	6,396.82
Environmental Inspection & Control	6,510.75	Public Works		Transfer to Tax Title Liens or Foreclosed	
Other Public Safety		Buildings and Grounds		Balance Outstanding Dec. 31, 1975	85,354.10
PUBLIC WORKS		Library and Education		PRIOR YEARS TAXES OUTSTANDING	
Streets and Drainage	195,080.40	Conservation		Balance January 1, 1975	105,047.36
Sewers and Sewage Processing	132,821.75	All Other		Collected in 1975	72,463.19
Garbage and Trash Disposal	160,123.60	CAPITAL DEBT AUTHORIZED, DECEMBER 31, 1975		Cancelled, Abated or Adjusted 1975	13,473.20
Public Buildings and Grounds	41,657.13	ISSUED AND UNISSUED		Transfers to Tax Title Liens or Foreclosed	
Other Public Works	24,240.98	SCHOOL		Balance December 31, 1975	19,110.97
HEALTH and WELFARE		Self-liquidating		TAX TITLE LIENS OUTSTANDING	
Health Services Except Environmental	19,609.51	Other		Balance January 1, 1975	9,177.46
Welfare-Public Assistance	3,070.70	Total		Transfer From Taxes	
Hospitals, Clinics, First Aid		GROSS DEBT		Redeemed in 1975	1,219.40
Animal, Insect, & Rodent Control		NET DEBT		Cancelled, Abated or Adjusted (1975)	
Other Welfare Services		ISSUED AND OUTSTANDING		Transfers to Foreclosed Property	
RECREATION and CONSERVATION		SCHOOL		Balance December 31, 1975	7,958.06
Beaches and Boardwalks		Self-liquidating		PROPERTY ACQUIRED BY DEED OR	
Parks, Playgrounds, Shade Trees	38,793.85	Other		FORECLOSURE	
Land Reclamation & Conservation		Total		Balance January 1, 1975	24,900.00
Other Recreational Services	2,000.00	EQUALIZED VALUATION BASIS		Transfers From Taxes or Liens	
EDUCATION (excluding schools)		FOR NET DEBT COMPUTATION		Sale for Cash (1975)	
Libraries	65,000.00	REAL PROPERTY VALUATIONS		Cancelled, Abated or Adjusted (1975)	
Other Educational Services		Code Class # of Parcels % VAL'N		Balance December 31, 1975	24,900.00
STATUTORY EXPENDITURES		ASSESSED VALUATION		CURRENT FINANCES DECEMBER 31, 1975	
Pensions & F. I. C. A.	88,866.34	1 Vacant Land 222 5.42		ASSETS	
Employee Fringe Benefits	32,553.66	2 Residential 2815 46.18		Cash Dec. 31, 1975	1,964,263.01
Other Statutory Expenditures		3 Farm 2		Taxes Receivable	104,465.07
CETA And Other Public Employment Programs	59,155.01	4a Commercial 147 26.83		Tax Title Liens	7,958.06
MUNICIPAL FUNCTIONS TOTAL	1,474,792.47	4b Industrial 55 21.56		Foreclosed Property	24,900.00
CAPITAL IMPROVEMENTS MEMO	7,000.00	4c Apartments		Emergencies & Other Deferred Charges	16,900.00
DEBT SERVICE		Total 3241		State and Federal Aid Receivable	15,303.83
Principal Payments	97,500.00	Land Area 4.00 Sq. Miles		Other Receivables	37,359.26
Interest Payments	108,070.00	Net Valuation Taxable-Municipal		Total	2,171,149.23
DEFERRED CHARGES	22,805.06	Net Valuation Taxable-County		LIABILITIES, RESERVES, AND SURPLUS	
SCHOOL, COUNTY, SPECIAL DISTRICT TAXES	4,532,409.92	State Equalized Valuation		Cash Liabilities	1,636,336.01
RESERVE FOR UNCOLLECTED TAXES	75,374.43	State Equalization Ratio		Reserves for Receivables	174,682.39
EXPENDITURES TOTAL	6,310,951.88			Surplus Dec. 31, 1975	360,130.83
				Total	2,171,149.23

1111

Population 1970 **104,945**
 Population 1975 **106,625**
 S & P Rating **A**
 Moody Rating **AA**

General Tax Rate Per \$100. **7.77**
 State Equalized Tax Rate **5.88**

TRENTON CITY — MERCER COUNTY
Form of Government:
Mayor-Council Plan C (OMCL50)
Number of Members on Governing Body 7

PER CAPITA:
 Gross Debt **406.73**
 Net Debt **188.49**
 Debt Service **15.39**
 Total Tax Levy **256.72**
 Municipal Expenditures **392.78**

PER CENT:
 Gross Debt **10.54**
 Net Debt **4.88**
 Tax Levy Collected **88.77**
 Tax Levy Cancelled, Abated or Adjusted **.51**

EXPENDITURES		REVENUES-REALIZED		1975 PROPERTY TAX	
GENERAL GOVERNMENT				STATE EQUALIZED TAX RATE 1.81	
Governing Body & Public Boards	106,978.47	1975 Property Taxes Collected	24,293,058.92	Local District School Taxes	8,451,975.50
Municipal Clerk	85,779.52	1975 Payments in Lieu of Taxes	222,152.15	Regional & Consolidated School Tax	
Financial Administration	161,432.00	Delinquent Tax & Lien Collections	1,996,687.40	School Taxes in Municipal Budget	.06
Assessment of Taxes	107,480.00	Business Personalty Replacement Taxes	2,891,571.00	County Taxes	.94
Collection of Taxes	99,835.00	Taxes from Public Utilities	2,138,837.72	County Library Taxes	
Planning, Housing & Development	361,524.24	Other Miscellaneous Tax Revenues	75,323.27	Local Municipal Purpose Taxes	2.97
Human Resources	3,112,315.68	State Aid Revenues	6,297,117.37	Veteran & Senior Citizen Taxes	.11
Elections	12,101.00	Federal Aid Revenues	9,250,501.63	Total Taxes for Rate Computation	5.89
General Administration (other)	1,644,192.82	State and Local Fiscal Assistance Act Utilized	1,689,582.74	Special District Taxes	75,000.00
JUDICIARY		Sale of Acquired Property	183,165.00	Bank Stock Taxes	153,298.84
Municipal Courts	184,264.00	Other Miscellaneous Revenues	2,410,905.56	Added and Omitted Taxes	119,541.79
PUBLIC SAFETY		Total	51,448,902.76	Total Taxes Levied - ABSTRACT	27,373,055.41
Fire Protection	4,512,275.00	Prior Years Surplus Appropriated	1,056,700.28	Total Taxes Billed	27,366,752.44
Police Protection	6,542,162.21	REVENUES TOTAL	52,505,603.04	1975 TAXES COLLECTED	24,293,058.92
Civil Defense & Disaster Control	44,449.00	Reserve For Uncollected Taxes	2,981,329.59	1975 Taxes Cancelled, Abated or Adjusted	138,700.32
Environmental Inspection & Control	567,981.08	CAPITAL OUTLAY TOTAL	4,154,826.23	Transfer to Tax Title Liens or Foreclosed	326,731.73
Other Public Safety	19,781.20	Public Enterprises	972,503.04	Balance Outstanding Dec. 31, 1975	2,608,261.47
PUBLIC WORKS		Recreation—Culture	140,300.88	PRIOR YEARS TAXES OUTSTANDING	
Streets and Drainage	1,027,576.05	Public Works	980,626.81	Balance January 1, 1975	1,873,331.23
Sewers and Sewage Processing	779,367.57	Buildings and Grounds	2,061,395.50	Collected in 1975	1,569,418.08
Garbage and Trash Disposal	784,055.00	Library and Education		Cancelled, Abated or Adjusted 1975	14,407.71
Public Buildings and Grounds	1,167,753.00	Conservation		Transfers to Tax Title Liens or Foreclosed	202,893.61
Other Public Works		All Other		Balance December 31, 1975	86,611.83
HEALTH and WELFARE		CAPITAL DEBT AUTHORIZED, DECEMBER 31, 1975		TAX TITLE LIENS OUTSTANDING	
Health Services Except Environmental	3,172,433.00	ISSUED AND UNISSUED		Balance January 1, 1975	1,674,218.39
Welfare-Public Assistance	762,878.00	School	18,549,800	Transfer From Taxes	502,615.66
Hospitals, Clinics, First Aid	12,000.00	Self-liquidating	9,308,316	Redeemed in 1975	427,269.32
Animal, Insect, & Rodent Control	195,701.00	Other	15,509,297	Cancelled, Abated or Adjusted (1975)	21,568.87
Other Welfare Services		Total	43,367,413	Transfers to Foreclosed Property	276,464.03
RECREATION and CONSERVATION		ISSUED AND OUTSTANDING		Balance December 31, 1975	1,451,531.83
Beaches and Boardwalks	866,341.00	School	14,220,000.00	PROPERTY ACQUIRED BY DEED OR FORECLOSURE	
Parks, Playgrounds, Shade Trees	57,453.28	Self-Liquidating	7,371,000.00	Balance January 1, 1975	1,445,037.52
Land Reclamation & Conservation	23,869.90	Other	12,657,000.00	Transfers From Taxes or Liens	333,452.48
Other Recreational Services		Total	34,248,000.00	Sale for Cash (1975)	183,165.00
EDUCATION (excluding schools)		EQUALIZED VALUATION BASIS FOR NET DEBT COMPUTATION	411,433,378.33	Cancelled, Abated or Adjusted (1975)	454,514.00
Libraries	663,073.00	REAL PROPERTY VALUATIONS		Balance December 31, 1975	1,140,811.00
Other Educational Services	77,171.23	Code Class # of Parcels % VAL'N	ASSESSED VALUATION	CURRENT FINANCES DECEMBER 31, 1975	
STATUTORY EXPENDITURES		1 Vacant Land 887 .54	1,779,260.00	ASSETS	
Pensions & F. I. C. A.	2,652,272.61	2 Residential 22121 54.74	180,904,950.00	Cash Dec. 31, 1975	3,736,208.84
Employee Fringe Benefits	561,000.00	3 Farm		Taxes Receivable	2,694,873.30
Other Statutory Expenditures		4a Commercial 3232 30.94	102,245,420.00	Tax Title Liens	1,451,531.83
CETA And Other Public Employment Programs	6,364,798.86	4b Industrial 193 9.56	31,612,570.00	Foreclosed Property	1,140,811.00
MUNICIPAL FUNCTIONS TOTAL	36,730,294.72	4c Apartments 173 4.23	13,967,490.00	Emergencies & Other Deferred Charges	792,716.06
CAPITAL IMPROVEMENTS *MEMO*	40,000.00	Total 26606	330,509,690.00	State and Federal Aid Receivable	778,099.67
DEBT SERVICE		Land Area 7.50 Sq. Miles		Other Receivables	1,189,505.25
Principal Payments	1,109,000.00	Net Valuation Taxable-Municipal	354,197,209.00	Total	11,783,745.95
Interest Payments	532,306.50	Net Valuation Taxable-County	477,296,276.00	LIABILITIES, RESERVES, AND SURPLUS	
TYPE I SCHL DEBT *MEMO	451,193.50	State Equalized Valuation	462,997,887.00	Cash Liabilities	2,607,759.06
DEFERRED CHARGES	526,846.00	State Equalization Ratio	75.71	Reserves for Receivables	6,476,721.38
SCHOOL, COUNTY, SPECIAL DISTRICT TAXES	13,202,394.53			Surplus Dec. 31, 1975	2,699,265.51
RESERVE FOR UNCOLLECTED TAXES	2,981,329.59			Total	11,783,745.95
EXPENDITURES TOTAL	55,082,171.34				

1532

Population 1970 1,930
 Population 1975 2,260
 S & P Rating
 Moody Rating

General Tax Rate Per \$100. 2.89
 State Equalized Tax Rate 3.07

TUCKERTON BOROUGH — OCEAN COUNTY

Form of Government:

Borough Council

Number of Members on Governing Body 6

PER CAPITA:

Gross Debt 35.93
 Net Debt 27.08
 Debt Service
 Total Tax Levy 428.10
 Municipal Expenditures 217.12

PER CENT:

Gross Debt .30
 Net Debt .23
 Tax Levy Collected 82.36
 Tax Levy Cancelled, Abated or Adjusted

EXPENDITURES		REVENUES-REALIZED		1975 PROPERTY TAX	
GENERAL GOVERNMENT				STATE EQUALIZED TAX RATE —→ 2.29	730,772.00
Governing Body & Public Boards		1975 Property Taxes Collected	796,825.22	Local District School Taxes	
Municipal Clerk		1975 Payments in Lieu of Taxes		Regional & Consolidated School Tax	
Financial Administration	3,875.00	Delinquent Tax & Lien Collections	65,713.77	School Taxes in Municipal Budget	
Assessment of Taxes	8,500.00	Business Personality Replacement Taxes	10,524.00	County Taxes	.40 129,090.03
Collection of Taxes	11,200.00	Taxes from Public Utilities	85,268.98	County Library Taxes	.02 6,333.55
Planning, Housing & Development	4,400.00	Other Miscellaneous Tax Revenues		Local Municipal Purpose Taxes	.30 95,312.41
Human Resources		State Aid Revenues	1,422.48	Veteran & Senior Citizen Taxes	.06 20,430.00
Elections		Federal Aid Revenues	22,015.44	Total Taxes for Rate Computation	3.07 981,937.99
General Administration (other)	40,510.00	State and Local Fiscal Assistance Act Utilized	42,489.69	Special District Taxes	
JUDICIARY		Sale of Acquired Property		Bank Stock Taxes	3,187.59
Municipal Courts	11,850.00	Other Miscellaneous Revenues	83,399.49	Added and Omitted Taxes	2,819.99
PUBLIC SAFETY		Total	1,107,659.07	Total Taxes Levied - ABSTRACT	967,515.57
Fire Protection	10,200.00	Prior Years Surplus Appropriated	162,200.00	Total Taxes Billed	967,515.57
Police Protection	75,250.00	REVENUES TOTAL	1,269,859.07	1975 TAXES COLLECTED	796,825.22
Civil Defense & Disaster Control	750.00	Reserve For Uncollected Taxes	143,500.00	1975 Taxes Cancelled, Abated or Adjusted	
Environmental Inspection & Control	4,200.00	CAPITAL OUTLAY TOTAL	21,000.00	Transfer to Tax Title Liens or Foreclosed	
Other Public Safety				Balance Outstanding Dec. 31, 1975	170,690.35
PUBLIC WORKS				PRIOR YEARS TAXES OUTSTANDING	
Streets and Drainage	54,100.00	Public Enterprises		Balance January 1, 1975	70,700.14
Sewers and Sewage Processing		Recreation—Culture		Collected in 1975	63,387.55
Garbage and Trash Disposal	48,400.00	Public Works	21,000.00	Cancelled, Abated or Adjusted 1975	
Public Buildings and Grounds	2,800.00	Buildings and Grounds		Transfers to Tax Title Liens or Foreclosed	
Other Public Works		Library and Education		Balance December 31, 1975	7,312.59
HEALTH and WELFARE		Conservation		TAX TITLE LIENS OUTSTANDING	
Health Services Except Environmental	1,900.00	All Other		Balance January 1, 1975	59,284.65
Welfare-Public Assistance	1,825.00	CAPITAL DEBT AUTHORIZED, DECEMBER 31, 1975		Transfer From Taxes	
Hospitals, Clinics, First Aid	1,500.00	ISSUED AND UNISSUED		Redeemed in 1975	2,326.22
Animal, Insect, & Rodent Control	2,900.00	School	20,000	Cancelled, Abated or Adjusted (1975)	
Other Welfare Services		Self-Liquidating		Transfers to Foreclosed Property	
RECREATION and CONSERVATION		Other	61,210	Balance December 31, 1975	56,958.43
Beaches and Boardwalks		Total	81,210	PROPERTY ACQUIRED BY DEED OR	
Parks, Playgrounds, Shade Trees				FORECLOSURE	
Land Reclamation & Conservation		ISSUED AND OUTSTANDING		Balance January 1, 1975	242,810.00
Other Recreational Services	5,900.00	School	20,000.00	Transfers From Taxes or Liens	
EDUCATION (excluding schools)		Self-Liquidating		Sale for Cash (1975)	
Libraries	1,400.00	Other		Cancelled, Abated or Adjusted (1975)	
Other Educational Services		Total	20,000.00	Balance December 31, 1975	242,810.00
STATUTORY EXPENDITURES		EQUALIZED VALUATION BASIS		CURRENT FINANCES DECEMBER 31, 1975	
Pensions & F. I. C. A.	14,200.00	FOR NET DEBT COMPUTATION	27,084,123.00	ASSETS	
Employee Fringe Benefits	2,000.00	REAL PROPERTY VALUATIONS		Cash Dec. 31, 1975	734,496.45
Other Statutory Expenditures		Code Class # of Parcels % VAL'N	ASSESSED VALUATION	Taxes Receivable	178,002.94
CETA And Other Public Employment Programs	30,540.00	1 Vacant Land 415 10.87	3,609,450.00	Tax Title Liens	56,958.43
MUNICIPAL FUNCTIONS TOTAL	338,200.00	2 Residential 1203 69.53	23,079,550.00	Foreclosed Property	242,810.00
CAPITAL IMPROVEMENTS *MEMO*	25,000.00	3 Farm		Emergencies & Other Deferred Charges	2,400.00
DEBT SERVICE		4a Commercial 97 15.44	5,124,700.00	State and Federal Aid Receivable	8,000.00
Principal Payments		4b Industrial		Other Receivables	33,719.75
Interest Payments		4c Apartments 1 4.16	1,381,000.00	Total	1,256,387.57
DEFERRED CHARGES	9,000.00	Total 1716	33,194,700.00	LIABILITIES, RESERVES, AND SURPLUS	
SCHOOL, COUNTY, SPECIAL DISTRICT TAXES	866,195.58	Land Area 3.70 Sq. Miles		Cash Liabilities	596,420.87
RESERVE FOR UNCOLLECTED TAXES	143,500.00	Net Valuation Taxable-Municipal	33,987,296.00	Reserves for Receivables	511,491.12
EXPENDITURES TOTAL	1,356,895.58	Net Valuation Taxable-County	28,886,934.00	Surplus Dec. 31, 1975	148,475.58
		State Equalized Valuation	32,014,097.00	Total	1,256,387.57
		State Equalization Ratio	106.32		

0910

Population 1970 **57,630**
 Population 1975 **57,840**
 S & P Rating
 Moody Rating **BAA**

General Tax Rate Per \$100. **5.83**
 State Equalized Tax Rate **5.66**

UNION CITY — HUDSON COUNTY

Form of Government:

Commission (1911)

Number of Members on Governing Body 5

PER CAPITA:

Gross Debt **173.32**
 Net Debt **56.18**
 Debt Service **25.25**
 Total Tax Levy **304.29**
 Municipal Expenditures **294.53**

PER CENT:

Gross Debt **3.56**
 Net Debt **1.16**
 Tax Levy Collected **94.43**
 Tax Levy Cancelled, Abated or Adjusted **1.40**

EXPENDITURES		REVENUES-REALIZED		1975 PROPERTY TAX	
GENERAL GOVERNMENT				STATE EQUALIZED TAX RATE —→	
Governing Body & Public Boards	78,499.00	1975 Property Taxes Collected		Local District School Taxes	2.01 6,263,705.00
Municipal Clerk	51,500.00	1975 Payments in Lieu of Taxes		Regional & Consolidated School Tax	
Financial Administration	119,000.00	Delinquent Tax & Lien Collections		School Taxes in Municipal Budget	.09 280,413.50
Assessment of Taxes	106,510.00	Business Personalty Replacement Taxes		County Taxes	.98 3,048,593.33
Collection of Taxes	78,600.00	Taxes from Public Utilities		County Library Taxes	
Planning, Housing & Development	17,100.00	Other Miscellaneous Tax Revenues		Local Municipal Purpose Taxes	2.5+ 7,917,779.24
Human Resources	670,414.25	State Aid Revenues		Veteran & Senior Citizen Taxes	.03 101,930.00
Elections	12,000.00	Federal Aid Revenues		Total Taxes for Rate Computation	5.65 17,612,421.07
General Administration (other)	511,600.00	State and Local Fiscal Assistance Act Utilized		Special District Taxes	
JUDICIARY		Sale of Acquired Property		Bank Stock Taxes	67,342.20
Municipal Courts	171,900.00	Other Miscellaneous Revenues		Added and Omitted Taxes	22,280.16
PUBLIC SAFETY		Total		Total Taxes Levied - ABSTRACT	17,600,113.43
Fire Protection	2,289,000.00	Prior Years Surplus Appropriated		Total Taxes Billed	17,600,497.73
Police Protection	2,381,667.00	REVENUES TOTAL		1975 TAXES COLLECTED	16,620,204.17
Civil Defense & Disaster Control	5,000.00	Reserve For Uncollected Taxes		1975 Taxes Cancelled, Abated or Adjusted	245,848.29
Environmental Inspection & Control	146,600.00	CAPITAL OUTLAY TOTAL		Transfer to Tax Title Liens or Foreclosed Balance Outstanding Dec. 31, 1975	734,445.27
Other Public Safety				PRIOR YEARS TAXES OUTSTANDING	
PUBLIC WORKS				Balance January 1, 1975	632,008.61
Streets and Drainage	1,160,496.55	Public Enterprises		Collected in 1975	543,557.64
Sewers and Sewage Processing	290,861.32	Recreation—Culture		Cancelled, Abated or Adjusted 1975	4,355.80
Garbage and Trash Disposal	648,648.00	Public Works		Transfers to Tax Title Liens or Foreclosed	7,795.08
Public Buildings and Grounds	286,000.00	Buildings and Grounds		Balance December 31, 1975	76,300.09
Other Public Works	17,300.00	Library and Education		TAX TITLE LIENS OUTSTANDING	
HEALTH and WELFARE		Conservation		Balance January 1, 1975	428,781.02
Health Services Except Environmental	397,400.00	All Other		Transfer From Taxes	8,944.75
Welfare-Public Assistance	156,100.00	CAPITAL DEBT AUTHORIZED, DECEMBER 31, 1975		Redeemed in 1975	265,206.04
Hospitals, Clinics, First Aid		ISSUED AND UNISSUED GROSS DEBT NET DEBT		Cancelled, Abated or Adjusted (1975)	
Animal, Insect, & Rodent Control		School 5,950,000		Transfers to Foreclosed Property	
Other Welfare Services		Self-liquidating		Balance December 31, 1975	172,519.73
RECREATION and CONSERVATION		Other 4,074,719		PROPERTY ACQUIRED BY DEED OR FORECLOSURE	
Beaches and Boardwalks		Total 10,024,719		Balance January 1, 1975	18,900.00
Parks, Playgrounds, Shade Trees	338,174.42	ISSUED AND OUTSTANDING		Transfers From Taxes or Liens	
Land Reclamation & Conservation		School 5,950,000.00		Sale for Cash (1975)	
Other Recreational Services	39,500.00	Self-Liquidating		Cancelled, Abated or Adjusted (1975)	
EDUCATION (excluding schools)		Other 3,547,700.00		Balance December 31, 1975	18,900.00
Libraries	246,501.00	Total 9,497,700.00		CURRENT FINANCES DECEMBER 31, 1975	
Other Educational Services		EQUALIZED VALUATION BASIS FOR NET DEBT COMPUTATION		ASSETS	
STATUTORY EXPENDITURES		REAL PROPERTY VALUATIONS		Cash Dec. 31, 1975	1,406,702.91
Pensions & F. I. C. A.	1,015,156.72	Code Class # of Parcels % VAL'N		Taxes Receivable	810,745.36
Employee Fringe Benefits	366,400.00	1 Vacant Land 206 1.12		Tax Title Liens	172,519.73
Other Statutory Expenditures		2 Residential 3610 37.99		Foreclosed Property	18,900.00
CETA And Other Public Employment Programs	2,230,523.85	3 Farm		Emergencies & Other Deferred Charges	189,887.46
MUNICIPAL FUNCTIONS TOTAL	13,832,452.11	4a Commercial 1571 33.30		State and Federal Aid Receivable	388,930.53
CAPITAL IMPROVEMENTS *MEMO*		4b Industrial 144 4.57		Other Receivables	95,962.13
DEBT SERVICE		4c Apartments 700 23.03		Total	3,083,648.12
Principal Payments	877,700.00	Total 6231		LIABILITIES, RESERVES, AND SURPLUS	
Interest Payments	582,840.13	Land Area 1.40 Sq. Miles		Cash Liabilities	1,078,942.58
TYPE I SCHL DEBT - MEMO	946,336.50	Net Valuation Taxable-Municipal		Reserves for Receivables	1,098,127.22
DEFERRED CHARGES	478,541.07	Net Valuation Taxable-County		Surplus Dec. 31, 1975	906,578.32
SCHOOL, COUNTY, SPECIAL DISTRICT TAXES	9,592,711.83	State Equalized Valuation		Total	3,083,648.12
RESERVE FOR UNCOLLECTED TAXES	1,264,304.31	State Equalization Ratio			
EXPENDITURES TOTAL	26,628,549.45				

1971/3000

* ABOVE DEBT SERVICE INCLUDES TYPE I SCHOOL DEBT

1025

Population 1970 2,355
 Population 1975 2,530
 S & P Rating
 Moody Rating

General Tax Rate Per \$100. 3.32
 State Equalized Tax Rate 2.78

UNION TOWNSHIP — HUNTERDON COUNTY

Form of Government:

Township Committee

Number of Members on Governing Body 3

PER CAPITA: 435.03 PER CENT: 3.42
 Gross Debt
 Net Debt
 Debt Service
 Total Tax Levy 428.51
 Municipal Expenditures 110.00
 Gross Debt
 Net Debt
 Tax Levy Collected 85.78
 Tax Levy Cancelled, Abated or Adjusted .66

EXPENDITURES		REVENUES-REALIZED		1975 PROPERTY TAX	
GENERAL GOVERNMENT				STATE EQUALIZED TAX RATE	
Governing Body & Public Boards		1975 Property Taxes Collected	931,328.14	Local District School Taxes 1.20	459,746.00
Municipal Clerk		1975 Payments in Lieu of Taxes		Regional & Consolidated School Tax 1.14	433,932.51
Financial Administration	5,737.00	Delinquent Tax & Lien Collections	89,211.72	School Taxes in Municipal Budget	
Assessment of Taxes	6,000.00	Business Personality Replacement Taxes	23,590.00	County Taxes .39	150,790.60
Collection of Taxes	5,010.00	Taxes from Public Utilities	69,382.33	County Library Taxes .02	7,747.54
Planning, Housing & Development	13,350.53	Other Miscellaneous Tax Revenues		Local Municipal Purpose Taxes	-1,427.54
Human Resources		State Aid Revenues	7,200.00	Veteran & Senior Citizen Taxes .03	10,160.00
Elections		Federal Aid Revenues		Total Taxes for Rate Computation 2.78	1,060,949.11
General Administration (other)	21,646.26	State and Local Fiscal Assistance Act Utilized	4,400.00	Special District Taxes	
JUDICIARY		Sale of Acquired Property		Bank Stock Taxes	1,427.54
Municipal Courts	12,512.06	Other Miscellaneous Revenues	88,127.09	Added and Omitted Taxes	31,911.96
PUBLIC SAFETY		Total	1,213,239.28	Total Taxes Levied - ABSTRACT	1,084,128.61
Fire Protection	3,400.00	Prior Years Surplus Appropriated	58,687.95	Total Taxes Billed	1,085,714.53
Police Protection	1,600.00	REVENUES TOTAL	1,271,927.23	1975 TAXES COLLECTED	931,328.14
Civil Defense & Disaster Control	100.00	Reserve For Uncollected Taxes	115,700.00	1975 Taxes Cancelled, Abated or Adjusted	7,185.05
Environmental Inspection & Control	4,258.50	CAPITAL OUTLAY TOTAL	35,514.00	Transfer to Tax Title Liens or Foreclosed	20,987.38
Other Public Safety				Balance Outstanding Dec. 31, 1975	126,213.96
PUBLIC WORKS				PRIOR YEARS TAXES OUTSTANDING	
Streets and Drainage	71,278.40	Public Enterprises		Balance January 1, 1975	78,198.85
Sewers and Sewage Processing		Recreation—Culture		Collected in 1975	75,994.38
Garbage and Trash Disposal		Public Works		Cancelled, Abated or Adjusted 1975	36.00
Public Buildings and Grounds	1,000.00	Buildings and Grounds	35,514.00	Transfers to Tax Title Liens or Foreclosed	2,167.47
Other Public Works		Library and Education		Balance December 31, 1975	1.00
HEALTH and WELFARE		Conservation		TAX TITLE LIENS OUTSTANDING	
Health Services Except Environmental	1,525.00	All Other		Balance January 1, 1975	54,546.11
Welfare-Public Assistance	500.00	CAPITAL DEBT AUTHORIZED, DECEMBER 31, 1975		Transfer From Taxes	23,467.04
Hospitals, Clinics, First Aid		ISSUED AND UNISSUED		Redeemed in 1975	13,217.34
Animal, Insect, & Rodent Control		School	1,100,623	Cancelled, Abated or Adjusted (1975)	1,137.03
Other Welfare Services		Self-Liquidating		Transfers to Foreclosed Property	
RECREATION and CONSERVATION		Other		Balance December 31, 1975	63,658.78
Beaches and Boardwalks		Total	1,100,623	PROPERTY ACQUIRED BY DEED OR FORECLOSURE	
Parks, Playgrounds, Shade Trees		ISSUED AND OUTSTANDING		Balance January 1, 1975	
Land Reclamation & Conservation	500.00	School	936,730.00	Transfers From Taxes or Liens	
Other Recreational Services		Self-Liquidating		Sale for Cash (1975)	
EDUCATION (excluding schools)		Other		Cancelled, Abated or Adjusted (1975)	
Libraries		Total	936,730.00	Balance December 31, 1975	
Other Educational Services		EQUALIZED VALUATION BASIS		CURRENT FINANCES DECEMBER 31, 1975	
STATUTORY EXPENDITURES		FOR NET DEBT COMPUTATION	32,212,803.67	ASSETS	
Pensions & F. I. C. A.	6,742.36	REAL PROPERTY VALUATIONS		Cash Dec. 31, 1975	702,641.77
Employee Fringe Benefits	4,000.00	Code Class # of Parcels % VAL'N		Taxes Receivable	126,214.96
Other Statutory Expenditures		1 Vacant Land 130 7.31	2,307,250.00	Tax Title Liens	63,658.78
CETA And Other Public Employment Programs		2 Residential 425 54.86	17,311,532.00	Foreclosed Property	
MUNICIPAL FUNCTIONS TOTAL	159,160.11	3 Farm 206 19.39	6,117,383.00	Emergencies & Other Deferred Charges	3,693.53
CAPITAL IMPROVEMENTS *MEMC*	20,000.00	4a Commercial 35 13.74	4,336,853.00	State and Federal Aid Receivable	40,865.78
DEBT SERVICE		4b Industrial 7 4.58	1,444,300.00	Other Receivables	1,245.92
Principal Payments		4c Apartments 1 .12	38,000.00	Total	938,320.74
Interest Payments		Total 804	31,555,318.00	LIABILITIES, RESERVES, AND SURPLUS	
DEFERRED CHARGES	3,451.78	Land Area 18.10 Sq. Miles		Cash Liabilities	637,564.10
SCHOOL, COUNTY, SPECIAL DISTRICT TAXES	1,052,216.65	Net Valuation Taxable-Municipal	32,010,091.00	Reserves for Receivables	191,119.66
RESERVE FOR UNCOLLECTED TAXES	115,700.00	Net Valuation Taxable-County	34,795,754.00	Surplus Dec. 31, 1975	109,636.98
EXPENDITURES TOTAL	1,330,528.54	State Equalized Valuation	38,094,109.00	Total	938,320.74
		State Equalization Ratio	83.84		

1533

Population 1970 **1,550**
 Population 1975 **3,695**
 S & P Rating
 Moody Rating

General Tax Rate Per \$100. **2.34**
 State Equalized Tax Rate **2.30**

UNION TOWNSHIP — OCEAN COUNTY
 Form of Government:
 Township Committee
 Number of Members on Governing Body 3

PER CAPITA:
 Gross Debt **447.36**
 Net Debt **14.34**
 Debt Service
 Total Tax Levy **663.36**
 Municipal Expenditures **445.71**

PER CENT:
 Gross Debt 2.51
 Net Debt .08
 Tax Levy Collected **70.30**
 Tax Levy Cancelled, Abated or Adjusted **1.70**

EXPENDITURES		REVENUES-REALIZED		1975 PROPERTY TAX	
GENERAL GOVERNMENT				STATE EQUALIZED TAX RATE 1.43	
Governing Body & Public Boards		1975 Property Taxes Collected	1,736,599.47	Local District School Taxes	1,483,746.35
Municipal Clerk		1975 Payments in Lieu of Taxes		Regional & Consolidated School Tax	
Financial Administration	20,000.00	Delinquent Tax & Lien Collections	336,907.15	School Taxes in Municipal Budget	
Assessment of Taxes	37,300.00	Business Personalty Replacement Taxes	9,127.33	County Taxes	395,064.18
Collection of Taxes	30,250.00	Taxes from Public Utilities	115,055.99	County Library Taxes	19,377.29
Planning, Housing & Development	18,200.00	Other Miscellaneous Tax Revenues		Local Municipal Purpose Taxes	465,092.03
Human Resources		State Aid Revenues	3,124.00	Veteran & Senior Citizen Taxes	24,510.00
Elections		Federal Aid Revenues	11,667.00	Total Taxes for Rate Computation	2,387,789.85
General Administration (other)	192,983.00	State and Local Fiscal Assistance Act Utilized	51,093.00	Special District Taxes	
JUDICIARY		Sale of Acquired Property		Bank Stock Taxes	2,907.97
Municipal Courts	10,200.00	Other Miscellaneous Revenues	244,028.15	Added and Omitted Taxes	84,927.71
PUBLIC SAFETY		Total	2,507,602.09	Total Taxes Levied - ABSTRACT	2,451,115.53
Fire Protection	42,000.00	Prior Years Surplus Appropriated	550,000.00	Total Taxes Billed	2,470,167.30
Police Protection	206,200.00	REVENUES TOTAL	3,057,602.09	1975 TAXES COLLECTED	1,736,599.47
Civil Defense & Disaster Control	1,500.00	Reserve For Uncollected Taxes	549,300.00	1975 Taxes Cancelled, Abated or Adjusted	116,071.76
Environmental Inspection & Control	39,100.00	CAPITAL OUTLAY TOTAL	21,045.73	Transfer to Tax Title Liens or Foreclosed Balance Outstanding Dec. 31, 1975	617,496.07
Other Public Safety				PRIOR YEARS TAXES OUTSTANDING	
PUBLIC WORKS				Balance January 1, 1975	336,773.22
Streets and Drainage	82,500.00	Public Enterprises		Collected in 1975	327,432.24
Sewers and Sewage Processing	160,000.00	Recreation—Culture	5,100.00	Cancelled, Abated or Adjusted 1975	
Garbage and Trash Disposal	65,000.00	Public Works		Transfers to Tax Title Liens or Foreclosed Balance December 31, 1975	9,340.98
Public Buildings and Grounds	16,000.00	Buildings and Grounds	15,945.73	TAX TITLE LIENS OUTSTANDING	
Other Public Works		Library and Education		Balance January 1, 1975	79,749.08
HEALTH and WELFARE		Conservation		Transfer From Taxes	
Health Services Except Environmental	12,500.00	All Other		Redeemed in 1975	9,474.91
Welfare-Public Assistance	12,800.00	CAPITAL DEBT AUTHORIZED, DECEMBER 31, 1975		Cancelled, Abated or Adjusted (1975)	
Hospitals, Clinics, First Aid	2,000.00	ISSUED AND UNISSUED GROSS DEBT NET DEBT		Transfers to Foreclosed Property	
Animal, Insect, & Rodent Control	12,100.00	School	1,600,000	Balance December 31, 1975	70,274.17
Other Welfare Services		Self-liquidating	53,000	PROPERTY ACQUIRED BY DEED OR FORECLOSURE	
RECREATION and CONSERVATION		Other	1,653,000	Balance January 1, 1975	71,331.00
Beaches and Boardwalks		Total		Transfers From Taxes or Liens	
Parks, Playgrounds, Shade Trees	3,800.00			Sale for Cash (1975)	
Land Reclamation & Conservation				Cancelled, Abated or Adjusted (1975)	
Other Recreational Services	39,800.00	ISSUED AND OUTSTANDING		Balance December 31, 1975	71,331.00
EDUCATION (excluding schools)		School	130,000.00	CURRENT FINANCES DECEMBER 31, 1975	
Libraries		Self-liquidating		ASSETS	
Other Educational Services	2,000.00	Other		Cash Dec. 31, 1975	698,582.92
STATUTORY EXPENDITURES		Total	130,000.00	Taxes Receivable	626,837.05
Pensions & F. I. C. A.	19,590.00	EQUALIZED VALUATION BASIS		Tax Title Liens	70,274.17
Employee Fringe Benefits	12,500.00	FOR NET DEBT COMPUTATION	65,822,452.67	Foreclosed Property	71,331.00
Other Statutory Expenditures		REAL PROPERTY VALUATIONS		Emergencies & Other Deferred Charges	216,432.55
CETA And Other Public Employment Programs	20,167.00	Code Class # of Parcels % VAL'N		State and Federal Aid Receivable	109.33
MUNICIPAL FUNCTIONS TOTAL	1,058,490.00	1 Vacant Land 5639 38.98	39,379,800.00	Other Receivables	40,849.95
CAPITAL IMPROVEMENTS * MEMC*	30,000.00	2 Residential 1916 55.80	56,367,900.00	Total	1,724,416.97
DEBT SERVICE		3 Farm 29 .38	386,300.00	LIABILITIES, RESERVES, AND SURPLUS	
Principal Payments		4a Commercial 63 4.44	4,490,200.00	Cash Liabilities	496,733.11
Interest Payments		4b Industrial 8 .40	399,900.00	Reserves for Receivables	809,292.17
DEFERRED CHARGES	39,110.00	4c Apartments		Surplus Dec. 31, 1975	418,391.69
SCHOOL, COUNTY, SPECIAL DISTRICT TAXES	1,898,187.82	Total 7655	101,024,100.00	Total	1,724,416.97
RESERVE FOR UNCOLLECTED TAXES	549,300.00	Land Area 34.90 Sq. Miles			
EXPENDITURES TOTAL	3,545,087.82	Net Valuation Taxable-Municipal	102,363,283.00		
		Net Valuation Taxable-County	88,965,633.00		
		State Equalized Valuation	103,849,685.00		
		State Equalization Ratio	98.55		

2019

Population 1970 53,120
 Population 1975 52,755
 S & P Rating AA
 Moody Rating A

General Tax Rate Per \$100. 2.18
 State Equalized Tax Rate 2.19

UNION TOWNSHIP — UNION COUNTY
 Form of Government:
 Township Committee
 Number of Members on Governing Body 5

PER CAPITA: 303.79
 Gross Debt 216.23
 Net Debt 8.27
 Debt Service 386.27
 Total Tax Levy 214.51
 Municipal Expenditures

PER CENT: 1.83
 Gross Debt 1.30
 Net Debt 97.78
 Tax Levy Collected
 Tax Levy Cancelled, Abated or Adjusted 36

EXPENDITURES		REVENUES-REALIZED		1975 PROPERTY TAX	
GENERAL GOVERNMENT				STATE EQUALIZED TAX RATE	
Governing Body & Public Boards		1975 Property Taxes Collected	20,007,225.79	Local District School Taxes 1.09	10,257,300.00
Municipal Clerk		1975 Payments in Lieu of Taxes	25,038.00	Regional & Consolidated School Tax	
Financial Administration	80,550.00	Delinquent Tax & Lien Collections	250,915.32	School Taxes in Municipal Budget	
Assessment of Taxes	85,800.00	Business Personalty Replacement Taxes	1,233,317.48	County Taxes .47	4,487,041.88
Collection of Taxes	90,200.00	Taxes from Public Utilities	1,571,313.66	County Library Taxes	
Planning, Housing & Development	32,500.00	Other Miscellaneous Tax Revenues		Local Municipal Purpose Taxes .58	5,499,493.38
Human Resources	50,645.00	State Aid Revenues	48,338.33	Veteran & Senior Citizen Taxes .05	433,350.00
Elections	8,300.00	Federal Aid Revenues	27,081.72	Total Taxes for Rate Computation 2.19	20,677,185.26
General Administration (other)	594,300.00	State and Local Fiscal Assistance Act Utilized	493,669.11	Special District Taxes	
JUDICIARY		Sale of Acquired Property	53,000.00	Bank Stock Taxes	42,017.70
Municipal Courts	91,450.00	Other Miscellaneous Revenues	1,323,131.97	Added and Omitted Taxes	91,676.75
PUBLIC SAFETY		Total	25,033,031.38	Total Taxes Levied - ABSTRACT	20,377,529.71
Fire Protection	2,523,500.00	Prior Years Surplus Appropriated	1,500,000.00	Total Taxes Billed	20,461,760.05
Police Protection	2,593,375.00	REVENUES TOTAL	26,533,031.38	1975 TAXES COLLECTED	20,007,225.79
Civil Defense & Disaster Control	25,450.00	Reserve For Uncollected Taxes	807,292.63	1975 Taxes Cancelled, Abated or Adjusted	73,669.29
Environmental Inspection & Control	35,650.00			Transfer to Tax Title Liens or Foreclosed	2,322.88
Other Public Safety		CAPITAL OUTLAY TOTAL	1,407,188.10	Balance Outstanding Dec. 31, 1975	378,542.09
PUBLIC WORKS				PRIOR YEARS TAXES OUTSTANDING	
Streets and Drainage	683,550.00	Public Enterprises		Balance January 1, 1975	347,387.06
Sewers and Sewage Processing	99,000.00	Recreation—Culture	147,588.72	Collected in 1975	250,527.43
Garbage and Trash Disposal	922,000.00	Public Works	1,120,947.34	Cancelled, Abated or Adjusted 1975	5,493.02
Public Buildings and Grounds	274,725.00	Buildings and Grounds	138,652.04	Transfers to Tax Title Liens or Foreclosed	34.57
Other Public Works		Library and Education		Balance December 31, 1975	91,332.04
HEALTH and WELFARE		Conservation		TAX TITLE LIENS OUTSTANDING	
Health Services Except Environmental	224,075.00	All Other		Balance January 1, 1975	12,887.78
Welfare-Public Assistance	30,300.00			Transfer From Taxes	2,357.45
Hospitals, Clinics, First Aid	1,000.00	CAPITAL DEBT AUTHORIZED, DECEMBER 31, 1975		Redeemed in 1975	387.89
Animal, Insect, & Rodent Control	14,380.00	ISSUED AND UNISSUED		Cancelled, Abated or Adjusted (1975)	
Other Welfare Services		School	4,601,000	Transfers to Foreclosed Property	
RECREATION and CONSERVATION		Self-liquidating		Balance December 31, 1975	14,857.34
Beaches and Boardwalks		Other	11,425,188	PROPERTY ACQUIRED BY DEED OR	
Parks, Playgrounds, Shade Trees	66,850.00	Total	16,026,188	FORECLOSURE	
Land Reclamation & Conservation				Balance January 1, 1975	404,655.00
Other Recreational Services	224,150.00	ISSUED AND OUTSTANDING		Transfers From Taxes or Liens	
EDUCATION (excluding schools)		School	4,601,000.00	Sale for Cash (1975)	53,000.00
Libraries	321,000.00	Self-liquidating		Cancelled, Abated or Adjusted (1975)	
Other Educational Services		Other	4,502,000.00	Balance December 31, 1975	351,655.00
STATUTORY EXPENDITURES		Total	9,103,000.00	CURRENT FINANCES DECEMBER 31, 1975	
Pensions & F. I. C. A.	678,000.00	EQUALIZED VALUATION BASIS		ASSETS	
Employee Fringe Benefits	273,200.00	FOR NET DEBT COMPUTATION	876,474,661.33	Cash Dec. 31, 1975	8,744,131.03
Other Statutory Expenditures		REAL PROPERTY VALUATIONS		Taxes Receivable	469,874.13
CETA And Other Public Employment Programs	35,655.00	Code Class # of Parcels % VAL'N	ASSESSED VALUATION	Tax Title Liens	14,857.34
MUNICIPAL FUNCTIONS TOTAL	10,059,605.00	1 Vacant Land 930 1.79	16,805,700.00	Foreclosed Property	351,655.00
CAPITAL IMPROVEMENTS *MEMG*	25,000.00	2 Residential 14340 69.53	651,112,060.00	Emergencies & Other Deferred Charges	120,000.00
DEBT SERVICE		3 Farm 1	3,200.00	State and Federal Aid Receivable	
Principal Payments	250,000.00	4a Commercial 683 12.53	117,356,180.00	Other Receivables	73,469.35
Interest Payments	186,150.00	4b Industrial 270 13.77	128,905,430.00	Total	9,773,986.85
		4c Apartments 163 2.37	22,238,100.00	LIABILITIES, RESERVES, AND SURPLUS	
		Total 16387	936,420,670.00	Cash Liabilities	5,624,600.20
DEFERRED CHARGES	13,300.00	Land Area 9.00 Sq. Miles		Reserves for Receivables	909,855.82
SCHOOL, COUNTY, SPECIAL DISTRICT TAXES	14,744,341.88	Net Valuation Taxable-Municipal	950,644,564.00	Surplus Dec. 31, 1975	3,239,530.83
RESERVE FOR UNCOLLECTED TAXES	807,292.63	Net Valuation Taxable-County	943,887,989.00	Total	9,773,986.85
EXPENDITURES TOTAL	26,060,689.51	State Equalized Valuation	945,185,102.00		
		State Equalization Ratio	100.59		

1350

Population 1970 **6,485**
 Population 1975 **6,670**
 S & P Rating
 Moody Rating

General Tax Rate Per \$100. **5.12**
 State Equalized Tax Rate **3.37**

UNION BEACH BOROUGH — MONMOUTH CO.
 Form of Government:
 Borough Council
 Number of Members on Governing Body 6

PER CAPITA:
 Gross Debt **388.92**
 Net Debt **326.62**
 Debt Service **27.59**
 Total Tax Levy **229.05**
 Municipal Expenditures **256.94**

PER CENT:
 Gross Debt **6.46**
 Net Debt **5.42**
 Tax Levy Collected **89.73**
 Tax Levy Cancelled, Abated or Adjusted

EXPENDITURES		REVENUES-REALIZED		1975 PROPERTY TAX	
GENERAL GOVERNMENT				STATE EQUALIZED TAX RATE 1.87	
Governing Body & Public Boards	4,400.00	1975 Property Taxes Collected	1,373,600.94	Local District School Taxes	868,698.38
Municipal Clerk	8,179.00	1975 Payments in Lieu of Taxes		Regional & Consolidated School Tax	
Financial Administration	6,850.00	Delinquent Tax & Lien Collections	157,548.68	School Taxes in Municipal Budget	
Assessment of Taxes	12,800.00	Business Personalty Replacement Taxes	76,026.71	County Taxes	.57 266,662.22
Collection of Taxes	24,425.00	Taxes from Public Utilities	134,753.39	County Library Taxes	.02 9,443.43
Planning, Housing & Development	3,800.00	Other Miscellaneous Tax Revenues		Local Municipal Purpose Taxes	.80 373,092.52
Human Resources		State Aid Revenues	1,777.50	Veteran & Senior Citizen Taxes	.10 44,250.00
Elections	1,300.00	Federal Aid Revenues	45,561.61	Total Taxes for Rate Computation	2.36 1,562,146.55
General Administration (other)	97,416.00	State and Local Fiscal Assistance Act Utilized	213,805.00	Special District Taxes	
JUDICIARY		Sale of Acquired Property		Bank Stock Taxes	1,475.24
Municipal Courts	16,900.00	Other Miscellaneous Revenues	811,699.63	Added and Omitted Taxes	8,393.18
PUBLIC SAFETY		Total	2,814,773.46	Total Taxes Levied - ABSTRACT	1,527,764.97
Fire Protection	61,250.00	Prior Years Surplus Appropriated	200,000.00	Total Taxes Billed	1,530,795.19
Police Protection	228,050.00	REVENUES TOTAL	3,014,773.46	1975 TAXES COLLECTED	1,373,600.94
Civil Defense & Disaster Control	1,200.00	Reserve For Uncollected Taxes	186,110.00	1975 Taxes Cancelled, Abated or Adjusted	
Environmental Inspection & Control	12,550.00	CAPITAL OUTLAY TOTAL		Transfer to Tax Title Liens or Foreclosed	16,000.00
Other Public Safety	750.00			Balance Outstanding Dec. 31, 1975	141,134.25
PUBLIC WORKS		Public Enterprises		PRIOR YEARS TAXES OUTSTANDING	
Streets and Drainage	137,000.00	Recreation—Culture		Balance January 1, 1975	146,236.46
Sewers and Sewage Processing	319,996.00	Public Works		Collected in 1975	139,813.49
Garbage and Trash Disposal	92,800.00	Buildings and Grounds		Cancelled, Abated or Adjusted 1975	
Public Buildings and Grounds	23,300.00	Library and Education		Transfers to Tax Title Liens or Foreclosed	
Other Public Works		Conservation		Balance December 31, 1975	6,422.97
HEALTH and WELFARE		All Other		TAX TITLE LIENS OUTSTANDING	
Health Services Except Environmental	20,500.00	CAPITAL DEBT AUTHORIZED, DECEMBER 31, 1975		Balance January 1, 1975	89,560.32
Welfare-Public Assistance	7,300.00	ISSUED AND UNISSUED GROSS DEBT		Transfer From Taxes	16,000.00
Hospitals, Clinics, First Aid		School	312,000.00	Redeemed in 1975	17,735.19
Animal, Insect, & Rodent Control	500.00	Self-liquidating	100,000.00	Cancelled, Abated or Adjusted (1975)	
Other Welfare Services		Other	2,182,095.00	Transfers to Foreclosed Property	
RECREATION and CONSERVATION		Total	2,594,095.00	Balance December 31, 1975	87,825.13
Beaches and Boardwalks		ISSUED AND OUTSTANDING		PROPERTY ACQUIRED BY DEED OR	
Parks, Playgrounds, Shade Trees	23,265.00	School	312,000.00	FORECLOSURE	
Land Reclamation & Conservation		Self-Liquidating	100,000.00	Balance January 1, 1975	274,525.00
Other Recreational Services	11,700.00	Other	2,173,555.00	Transfers From Taxes or Liens	
EDUCATION (excluding schools)		Total	2,585,555.00	Sale for Cash (1975)	
Libraries	10,000.00	EQUALIZED VALUATION BASIS		Cancelled, Abated or Adjusted (1975)	
Other Educational Services		FOR NET DEBT COMPUTATION	40,172,689.67	Balance December 31, 1975	274,525.00
STATUTORY EXPENDITURES		REAL PROPERTY VALUATIONS		CURRENT FINANCES DECEMBER 31, 1975	
Pensions & F. I. C. A.	34,100.00	Code Class # of Parcels % VAL'N		ASSETS	
Employee Fringe Benefits	37,400.00	1 Vacant Land 504 4.26	1,289,000.00	Cash Dec. 31, 1975	761,188.52
Other Statutory Expenditures		2 Residential 1864 76.78	23,237,150.00	Taxes Receivable	147,557.22
CETA And Other Public Employment Programs	52,194.98	3 Farm		Tax Title Liens	87,825.13
MUNICIPAL FUNCTIONS TOTAL	1,249,925.98	4a Commercial 46 4.15	1,257,100.00	Foreclosed Property	274,525.00
CAPITAL IMPROVEMENTS * MEMO	7,200.00	4b Industrial 8 14.81	4,482,600.00	Emergencies & Other Deferred Charges	1,989.00
DEBT SERVICE		4c Apartments		State and Federal Aid Receivable	36,404.81
Principal Payments	20,000.00	Total	30,265,850.00	Other Receivables	118,145.65
Interest Payments	164,000.00	Land Area 1.80 Sq. Miles		Total	1,425,635.33
DEFERRED CHARGES	93,752.38	Net Valuation Taxable-Municipal	30,559,312.00	LIABILITIES, RESERVES, AND SURPLUS	
SCHOOL, COUNTY, SPECIAL DISTRICT TAXES	1,144,804.03	Net Valuation Taxable-County	42,441,995.00	Cash Liabilities	424,955.34
RESERVE FOR UNCOLLECTED TAXES	186,110.00	State Equalized Valuation	46,234,459.00	Reserves for Receivables	628,053.00
EXPENDITURES TOTAL	2,858,592.39	State Equalization Ratio	65.88	Surplus Dec. 31, 1975	372,626.99
				Total	1,425,635.33

0511

Population 1970 3,425
 Population 1975 3,880
 S & P Rating
 Moody Rating

General Tax Rate Per \$100. .78
 State Equalized Tax Rate .57

UPPER TOWNSHIP — CAPE MAY COUNTY

Form of Government:

Township Committee

Number of Members on Governing Body 3

PER CAPITA:

Gross Debt 17.73
 Net Debt 11.55
 Debt Service
 Total Tax Levy 132.46
 Municipal Expenditures 556.22

PER CENT:

Gross Debt .10
 Net Debt .06
 Tax Levy Collected 94.63
 Tax Levy Cancelled, Abated or Adjusted

EXPENDITURES		REVENUES-REALIZED		1975 PROPERTY TAX	
GENERAL GOVERNMENT				STATE EQUALIZED TAX RATE	
Governing Body & Public Boards		1975 Property Taxes Collected	481,509.85	Local District School Taxes	11 94,651.50
Municipal Clerk		1975 Payments in Lieu of Taxes		Regional & Consolidated School Tax	
Financial Administration	19,900.00	Delinquent Tax & Lien Collections	37,400.22	School Taxes in Municipal Budget	
Assessment of Taxes	17,142.00	Business Personalty Replacement Taxes	6,205.48	County Taxes	.40 337,823.99
Collection of Taxes	13,900.00	Taxes from Public Utilities	1,674,143.18	County Library Taxes	.02 19,463.85
Planning, Housing & Development	31,800.00	Other Miscellaneous Tax Revenues		Local Municipal Purpose Taxes	-3,765.09
Human Resources		State Aid Revenues	3,537.50	Veteran & Senior Citizen Taxes	.04 37,030.00
Elections		Federal Aid Revenues		Total Taxes for Rate Computation	.57 485,204.25
General Administration (other)	85,033.00	State and Local Fiscal Assistance Act Utilized	114,301.80	Special District Taxes	52,064.65
JUDICIARY		Sale of Acquired Property		Bank Stock Taxes	3,765.09
Municipal Courts	18,000.00	Other Miscellaneous Revenues	144,217.32	Added and Omitted Taxes	9,929.18
PUBLIC SAFETY		Total	2,461,395.35	Total Taxes Levied - ABSTRACT	513,933.17
Fire Protection	32,000.00	Prior Years Surplus Appropriated	711,936.54	Total Taxes Billed	508,822.08
Police Protection	23,000.00	REVENUES TOTAL	3,173,331.89	1975 TAXES COLLECTED	481,509.85
Civil Defense & Disaster Control	2,500.00	Reserve For Uncollected Taxes	32,130.00	1975 Taxes Cancelled, Abated or Adjusted	
Environmental Inspection & Control		CAPITAL OUTLAY TOTAL	2,160.39	Transfer to Tax Title Liens or Foreclosed	4,051.77
Other Public Safety				Balance Outstanding Dec. 31, 1975	23,260.46
PUBLIC WORKS				PRIOR YEARS TAXES OUTSTANDING	
Streets and Drainage	286,661.11	Public Enterprises		Balance January 1, 1975	38,307.21
Sewers and Sewage Processing		Recreation—Culture		Collected in 1975	35,591.86
Garbage and Trash Disposal	70,000.00	Public Works	2,160.39	Cancelled, Abated or Adjusted 1975	
Public Buildings and Grounds	14,200.00	Buildings and Grounds		Transfers to Tax Title Liens or Foreclosed	1,348.41
Other Public Works	25,000.00	Library and Education		Balance December 31, 1975	1,366.94
HEALTH and WELFARE		Conservation		TAX TITLE LIENS OUTSTANDING	
Health Services Except Environmental	1,500.00	All Other		Balance January 1, 1975	49,600.22
Welfare-Public Assistance	300.00	CAPITAL DEBT AUTHORIZED, DECEMBER 31, 1975		Transfer From Taxes	5,623.95
Hospitals, Clinics, First Aid		ISSUED AND UNISSUED GROSS DEBT NET DEBT		Redeemed in 1975	1,808.36
Animal, Insect, & Rodent Control	22,500.00	School 24,000		Cancelled, Abated or Adjusted (1975)	
Other Welfare Services		Self-liquidating		Transfers to Foreclosed Property	
RECREATION and CONSERVATION		Other 44,797	44,797	Balance December 31, 1975	53,415.31
Beaches and Boardwalks	29,540.00	Total 68,797	44,797	PROPERTY ACQUIRED BY DEED OR FORECLOSURE	
Parks, Playgrounds, Shade Trees		ISSUED AND OUTSTANDING		Balance January 1, 1975	92,379.00
Land Reclamation & Conservation		School 24,000.00		Transfers From Taxes or Liens	
Other Recreational Services	52,801.80	Self-Liquidating		Sale for Cash (1975)	
EDUCATION (excluding schools)		Other		Cancelled, Abated or Adjusted (1975)	
Libraries		Total 24,000.00		Balance December 31, 1975	92,379.00
Other Educational Services	1,330,000.00	EQUALIZED VALUATION BASIS		CURRENT FINANCES DECEMBER 31, 1975	
STATUTORY EXPENDITURES		FOR NET DEBT COMPUTATION	71,265,730.00	ASSETS	
Pensions & F. I. C. A.	21,852.00	REAL PROPERTY VALUATIONS		Cash Dec. 31, 1975	1,471,925.23
Employee Fringe Benefits	11,000.00	Code Class # of Parcels % VAL'N		Taxes Receivable	24,627.40
Other Statutory Expenditures		1 Vacant Land 2497 15.04	9,266,475.00	Tax Title Liens	53,415.81
CETA And Other Public Employment Programs		2 Residential 1823 68.13	41,971,500.00	Foreclosed Property	92,379.00
MUNICIPAL FUNCTIONS		3 Farm 36 1.54	946,100.00	Emergencies & Other Deferred Charges	23,500.00
CAPITAL IMPROVEMENTS	*MEMO*	4a Commercial 143 12.81	7,892,640.00	State and Federal Aid Receivable	17,845.42
DEBT SERVICE		4b Industrial 1 2.48	1,529,600.00	Other Receivables	
Principal Payments		4c Apartments		Total	1,683,692.86
Interest Payments		Total 4500	61,606,315.00	LIABILITIES, RESERVES, AND SURPLUS	
DEFERRED CHARGES	17,377.80	Land Area 63.70 Sq. Miles		Cash Liabilities	879,196.53
SCHOOL, COUNTY, SPECIAL DISTRICT TAXES	504,003.99	Net Valuation Taxable-Municipal	62,891,509.00	Reserves for Receivables	170,422.21
RESERVE FOR UNCOLLECTED TAXES	32,130.00	Net Valuation Taxable-County	77,912,789.00	Surplus Dec. 31, 1975	634,074.12
EXPENDITURES TOTAL	2,662,141.70	State Equalized Valuation	84,890,315.00	Total	1,683,692.86
		State Equalization Ratio	73.69		

0613

Population 1970 6,555
 Population 1975 6,805
 S & P Rating
 Moody Rating

General Tax Rate Per \$100. 3.01
 State Equalized Tax Rate 2.59

UPPER DEERFIELD TOWNSHIP — CUMBERLAND COUNTY

Form of Government:
 Township Committee
 Number of Members on Governing Body 5

PER CAPITA:
 Gross Debt 854.77
 Net Debt 19.54
 Debt Service 287.90
 Total Tax Levy 107.70
 Municipal Expenditures

PER CENT:
 Gross Debt 8.88
 Net Debt .20
 Tax Levy Collected 78.60
 Tax Levy Cancelled, Abated or Adjusted .32

EXPENDITURES		REVENUES-REALIZED		1975 PROPERTY TAX	
GENERAL GOVERNMENT				STATE EQUALIZED TAX RATE	
Governing Body & Public Boards		1975 Property Taxes Collected	1,539,882.87	Local District School Taxes 1.47	1,114,558.90
Municipal Clerk		1975 Payments in Lieu of Taxes		Regional & Consolidated School Tax .07	49,476.91
Financial Administration	11,900.00	Delinquent Tax & Lien Collections	286,466.15	School Taxes in Municipal Budget	
Assessment of Taxes	10,900.00	Business Personalty Replacement Taxes	79,779.37	County Taxes 1.00	761,988.44
Collection of Taxes	8,000.00	Taxes from Public Utilities	575,362.47	County Library Taxes	
Planning, Housing & Development	19,300.00	Other Miscellaneous Tax Revenues		Local Municipal Purpose Taxes .01	6,409.75
Human Resources		State Aid Revenues	2,592.50	Veteran & Senior Citizen Taxes .04	32,740.00
Elections		Federal Aid Revenues	61,973.16	Total Taxes for Rate Computation 2.59	1,965,174.00
General Administration (other)	62,900.00	State and Local Fiscal Assistance Act Utilized	52,654.00	Special District Taxes	
JUDICIARY		Sale of Acquired Property		Bank Stock Taxes	2,284.62
Municipal Courts	16,100.00	Other Miscellaneous Revenues	80,125.84	Added and Omitted Taxes	24,472.47
PUBLIC SAFETY		Total	2,678,836.36	Total Taxes Levied - ABSTRACT	1,959,191.09
Fire Protection	41,088.00	Prior Years Surplus Appropriated		Total Taxes Billed	1,959,191.09
Police Protection	25,750.00	REVENUES TOTAL	2,678,836.36	1975 TAXES COLLECTED	1,539,882.87
Civil Defense & Disaster Control	2,050.00	Reserve For Uncollected Taxes	326,565.40	1975 Taxes Cancelled, Abated or Adjusted	6,320.70
Environmental Inspection & Control	1,850.00	CAPITAL OUTLAY TOTAL	30,542.00	Transfer to Tax Title Liens or Foreclosed	
Other Public Safety				Balance Outstanding Dec. 31, 1975	412,987.52
PUBLIC WORKS				PRIOR YEARS TAXES OUTSTANDING	
Streets and Drainage	79,762.00	Public Enterprises		Balance January 1, 1975	302,635.22
Sewers and Sewage Processing		Recreation—Culture		Collected in 1975	285,302.19
Garbage and Trash Disposal	14,100.00	Public Works		Cancelled, Abated or Adjusted 1975	
Public Buildings and Grounds	22,500.00	Buildings and Grounds	30,542.00	Transfers to Tax Title Liens or Foreclosed	
Other Public Works		Library and Education		Balance December 31, 1975	17,333.03
HEALTH and WELFARE		Conservation		TAX TITLE LIENS OUTSTANDING	
Health Services Except Environmental	5,500.00	All Other		Balance January 1, 1975	4,179.55
Welfare-Public Assistance	900.00	CAPITAL DEBT AUTHORIZED, DECEMBER 31, 1975		Transfer From Taxes	
Hospitals, Clinics, First Aid	1,500.00	ISSUED AND UNISSUED GROSS DEBT		Redeemed in 1975	1,163.96
Animal, Insect, & Rodent Control	100.00	School 5,683,683		Cancelled, Abated or Adjusted (1975)	
Other Welfare Services		Self-liquidating 133,000	133,000	Transfers to Foreclosed Property	
RECREATION and CONSERVATION		Other 5,816,683	133,000	Balance December 31, 1975	3,015.59
Beaches and Boardwalks		Total		PROPERTY ACQUIRED BY DEED OR FORECLOSURE	
Parks, Playgrounds, Shade Trees	1,000.00	ISSUED AND OUTSTANDING		Balance January 1, 1975	
Land Reclamation & Conservation	20,042.45	School 1,640,000.00		Transfers From Taxes or Liens	
Other Recreational Services	4,000.00	Self-Liquidating		Sale for Cash (1975)	
EDUCATION (excluding schools)		Other		Cancelled, Abated or Adjusted (1975)	
Libraries		Total	1,640,000.00	Balance December 31, 1975	
Other Educational Services		EQUALIZED VALUATION BASIS		CURRENT FINANCES DECEMBER 31, 1975	
STATUTORY EXPENDITURES		FOR NET DEBT COMPUTATION	65,499,460.67	ASSETS	
Pensions & F. I. C. A.	6,262.00	REAL PROPERTY VALUATIONS		Cash Dec. 31, 1975	579,838.75
Employee Fringe Benefits		Code Class # of Parcels % VAL'N		Taxes Receivable	430,320.55
Other Statutory Expenditures		1 Vacant Land 624 4.18	2,690,300.00	Tax Title Liens	3,015.59
CETA And Other Public Employment Programs	44,077.44	2 Residential 1432 57.33	36,893,600.00	Foreclosed Property	
MUNICIPAL FUNCTIONS TOTAL	399,581.89	3 Farm 529 14.62	9,404,600.00	Emergencies & Other Deferred Charges	12,900.79
CAPITAL IMPROVEMENTS * MEMOR	175,000.00	4a Commercial 87 23.87	15,363,700.00	State and Federal Aid Receivable	44,296.00
DEBT SERVICE		4b Industrial		Other Receivables	1,862.99
Principal Payments		4c Apartments		Total	1,072,234.67
Interest Payments		Total 2672	64,352,200.00	LIABILITIES, RESERVES, AND SURPLUS	
DEFERRED CHARGES	6,757.79	Land Area 31.75 Sq. Miles		Cash Liabilities	114,059.93
SCHOOL, COUNTY, SPECIAL DISTRICT TAXES	1,926,024.25	Net Valuation Taxable-Municipal	65,387,234.00	Reserves for Receivables	435,199.13
RESERVE FOR UNCOLLECTED TAXES	326,565.40	Net Valuation Taxable-County	68,908,525.00	Surplus Dec. 31, 1975	522,975.61
EXPENDITURES TOTAL	2,658,929.33	State Equalized Valuation	75,771,169.00	Total	1,072,234.67
		State Equalization Ratio	86.11		

1351

Population 1970 2,560
 Population 1975 2,725
 S & P Rating
 Moody Rating

General Tax Rate Per \$100. 3.68
 State Equalized Tax Rate 2.30

UPPER FREEHOLD TOWNSHIP - MONMOUTH COUNTY

Form of Government:
 Township Committee
 Number of Members on Governing Body 3

PER CAPITA:
 Gross Debt 191.43
 Net Debt 25.38
 Debt Service .13
 Total Tax Levy 420.97
 Municipal Expenditures 169.80

PER CENT:
 Gross Debt 1.35
 Net Debt .18
 Tax Levy Collected 92.16
 Tax Levy Cancelled, Abated or Adjusted .01

EXPENDITURES		REVENUES-REALIZED		1975 PROPERTY TAX	
GENERAL GOVERNMENT				STATE EQUALIZED TAX RATE →	
Governing Body & Public Boards		1975 Property Taxes Collected		Local District School Taxes	
Municipal Clerk		1,059,168.93		Regional & Consolidated School Tax 1.55	754,541.11
Financial Administration	5,850.00	1975 Payments in Lieu of Taxes		School Taxes in Municipal Budget	
Assessment of Taxes	14,250.00	66,798.65		County Taxes .53	259,366.97
Collection of Taxes	7,150.00	Delinquent Tax & Lien Collections		County Library Taxes .02	9,185.21
Planning, Housing & Development	14,175.00	35,511.87		Local Municipal Purpose Taxes .17	83,724.17
Human Resources	200.00	Business Personalty Replacement Taxes		Veteran & Senior Citizen Taxes .03	13,900.00
Elections	1,120.00	123,088.24		Total Taxes for Rate Computation 2.30	1,120,717.46
General Administration (other)	47,200.00	Other Miscellaneous Tax Revenues		Special District Taxes	
JUDICIARY		State Aid Revenues		Bank Stock Taxes	275.83
Municipal Courts	5,200.00	Federal Aid Revenues		Added and Omitted Taxes	40,061.45
PUBLIC SAFETY		State and Local Fiscal Assistance Act Utilized		Total Taxes Levied - ABSTRACT	1,147,154.74
Fire Protection	15,400.00	38,257.18		Total Taxes Billed	1,149,278.81
Police Protection	9,650.00	Sale of Acquired Property		1975 TAXES COLLECTED	1,059,168.93
Civil Defense & Disaster Control	550.00	Other Miscellaneous Revenues		1975 Taxes Cancelled, Abated or Adjusted	80.00
Environmental Inspection & Control	1,425.00	32,250.87		Transfer to Tax Title Liens or Foreclosed	10,414.40
Other Public Safety		Total		Balance Outstanding Dec. 31, 1975	79,615.48
PUBLIC WORKS		1,359,593.84		PRIOR YEARS TAXES OUTSTANDING	
Streets and Drainage	128,140.00	REVENUES TOTAL		Balance January 1, 1975	66,450.85
Sewers and Sewage Processing		1,539,593.84		Collected in 1975	63,959.57
Garbage and Trash Disposal		Reserve For Uncollected Taxes		Cancelled, Abated or Adjusted 1975	1,190.99
Public Buildings and Grounds	12,599.00	CAPITAL OUTLAY TOTAL		Transfers to Tax Title Liens or Foreclosed	
Other Public Works		190,096.54		Balance December 31, 1975	1,300.29
HEALTH and WELFARE		Public Enterprises		TAX TITLE LIENS OUTSTANDING	
Health Services Except Environmental	3,500.00	Recreation—Culture		Balance January 1, 1975	26,022.42
Welfare-Public Assistance	4,150.00	Public Works		Transfer From Taxes	10,453.40
Hospitals, Clinics, First Aid	1,000.00	Buildings and Grounds		Redeemed in 1975	2,839.08
Animal, Insect, & Rodent Control	2,750.00	Library and Education		Cancelled, Abated or Adjusted (1975)	
Other Welfare Services		Conservation		Transfers to Foreclosed Property	
RECREATION and CONSERVATION		All Other		Balance December 31, 1975	33,636.74
Beaches and Boardwalks		CAPITAL DEBT AUTHORIZED, DECEMBER 31, 1975		PROPERTY ACQUIRED BY DEED OR FORECLOSURE	
Parks, Playgrounds, Shade Trees	2,500.00	ISSUED AND UNISSUED GROSS DEBT		Balance January 1, 1975	
Land Reclamation & Conservation	2,200.00	SCHOOL		Transfers From Taxes or Liens	
Other Recreational Services		Self-Liquidating		Sale for Cash (1975)	
EDUCATION (excluding schools)		Other		Cancelled, Abated or Adjusted (1975)	
Libraries	2,000.00	Total		Balance December 31, 1975	
Other Educational Services	500.00	521,656		CURRENT FINANCES DECEMBER 31, 1975	
STATUTORY EXPENDITURES		ISSUED AND OUTSTANDING		ASSETS	
Pensions & F. I. C. A.	5,762.06	SCHOOL		Cash Dec. 31, 1975	317,844.22
Employee Fringe Benefits		Self-Liquidating		Taxes Receivable	80,915.77
Other Statutory Expenditures		Other		Tax Title Liens	33,636.74
CETA And Other Public Employment Programs	3,516.44	Total		Foreclosed Property	
MUNICIPAL FUNCTIONS TOTAL	290,787.50	EQUIALIZED VALUATION BASIS		Emergencies & Other Deferred Charges	18,506.00
CAPITAL IMPROVEMENTS * MEMO*	10,000.00	FOR NET DEBT COMPUTATION		State and Federal Aid Receivable	6,685.35
DEBT SERVICE		REAL PROPERTY VALUATIONS		Other Receivables	57,678.28
Principal Payments	360.00	Code Class # of Parcels % VAL'N		Total	515,266.36
Interest Payments		ASSESSED VALUATION		LIABILITIES, RESERVES, AND SURPLUS	
DEFERRED CHARGES	73,232.75	1 Vacant Land 174 2.94		Cash Liabilities	112,638.08
SCHOOL, COUNTY, SPECIAL DISTRICT TAXES	1,023,093.29	2 Residential 474 34.72		Reserves for Receivables	172,230.79
RESERVE FOR UNCOLLECTED TAXES	98,336.19	3 Farm 657 53.62		Surplus Dec. 31, 1975	230,397.49
EXPENDITURES TOTAL	1,485,809.73	4a Commercial 40 7.65		Total	515,266.36
		4b Industrial 3 .89			
		4c Apartments 2 .18			
		Total 1350			
		Land Area 47.45 Sq. Miles			
		Net Valuation Taxable-Municipal			
		Net Valuation Taxable-County			
		State Equalized Valuation			
		State Equalization Ratio			

1713

Population 1970 **7,020**
 Population 1975 **7,570**
 S & P Rating
 Moody Rating

General Tax Rate Per \$100. **4.29**
 State Equalized Tax Rate **4.51**

UPPER PENNS NECK TOWNSHIP — SALEM CO.
 Form of Government:
 Township Committee
 Number of Members on Governing Body 5

PER CAPITA:
 Gross Debt **311.56**
 Net Debt **18.69**
 Debt Service **1.32**
 Total Tax Levy **445.32**
 Municipal Expenditures **196.74**

PER CENT:
 Gross Debt **3.37**
 Net Debt **.20**
 Tax Levy Collected **80.55**
 Tax Levy Cancelled, Abated or Adjusted **4.20**

EXPENDITURES		REVENUES-REALIZED		1975 PROPERTY TAX	
GENERAL GOVERNMENT				STATE EQUALIZED TAX RATE	
Governing Body & Public Boards	7,500.00	1975 Property Taxes Collected	2,715,351.83	Local District School Taxes	
Municipal Clerk	3,200.00	1975 Payments in Lieu of Taxes		Regional & Consolidated School Tax	2.71
Financial Administration	24,180.00	Delinquent Tax & Lien Collections	313,291.95	School Taxes in Municipal Budget	
Assessment of Taxes	6,366.00	Business Penalty Replacement Taxes	246,512.26	County Taxes	.91
Collection of Taxes	15,510.00	Taxes from Public Utilities	193,875.94	County Library Taxes	
Planning, Housing & Development	1,850.00	Other Miscellaneous Tax Revenues		Local Municipal Purpose Taxes	.82
Human Resources		State Aid Revenues	7,190.50	Veteran & Senior Citizen Taxes	.07
Elections		Federal Aid Revenues		Total Taxes for Rate Computation	4.51
General Administration (other)	29,480.00	State and Local Fiscal Assistance Act Utilized	62,863.00	Special District Taxes	
JUDICIARY		Sale of Acquired Property		Bank Stock Taxes	827.49
Municipal Courts	19,930.00	Other Miscellaneous Revenues	78,752.47	Added and Omitted Taxes	49,021.07
PUBLIC SAFETY		Total	3,617,837.95	Total Taxes Levied - ABSTRACT	3,371,095.96
Fire Protection	24,200.00	Prior Years Surplus Appropriated		Total Taxes Billed	3,371,095.96
Police Protection	338,681.12	REVENUES TOTAL	3,617,837.95	1975 TAXES COLLECTED	2,715,351.83
Civil Defense & Disaster Control	100.00	Reserve For Uncollected Taxes	568,599.82	1975 Taxes Cancelled, Abated or Adjusted	141,552.32
Environmental Inspection & Control	4,525.00	CAPITAL OUTLAY TOTAL	48,066.50	Transfer to Tax Title Liens or Foreclosed	
Other Public Safety		Public Enterprises		Balance Outstanding Dec. 31, 1975	514,191.81
PUBLIC WORKS		Recreation—Culture		PRIOR YEARS TAXES OUTSTANDING	
Streets and Drainage	214,817.88	Public Works	21,329.00	Balance January 1, 1975	305,053.05
Sewers and Sewage Processing	48,709.22	Buildings and Grounds	26,737.50	Collected in 1975	223,278.80
Garbage and Trash Disposal	70,834.00	Library and Education		Cancelled, Abated or Adjusted 1975	9.99
Public Buildings and Grounds	15,700.00	Conservation		Transfers to Tax Title Liens or Foreclosed	
Other Public Works		All Other		Balance December 31, 1975	81,764.26
HEALTH and WELFARE		CAPITAL DEBT AUTHORIZED, DECEMBER 31, 1975		TAX TITLE LIENS OUTSTANDING	
Health Services Except Environmental	10,860.00	ISSUED AND UNISSUED		Balance January 1, 1975	212,266.09
Welfare-Public Assistance	2,700.00	School	2,217,044	Transfer From Taxes	
Hospitals, Clinics, First Aid	1,200.00	Self-liquidating		Redeemed in 1975	90,013.15
Animal, Insect, & Rodent Control	1,730.00	Other	141,500	Cancelled, Abated or Adjusted (1975)	
Other Welfare Services		Total	2,358,544	Transfers to Foreclosed Property	
RECREATION and CONSERVATION		ISSUED AND OUTSTANDING		Balance December 31, 1975	122,252.94
Beaches and Boardwalks		School	2,217,044.00	PROPERTY ACQUIRED BY DEED OR	
Parks, Playgrounds, Shade Trees	2,700.00	Self-Liquidating		FORECLOSURE	
Land Reclamation & Conservation		Other	32,000.00	Balance January 1, 1975	
Other Recreational Services	2,800.00	Total	2,249,044.00	Transfers From Taxes or Liens	
EDUCATION (excluding schools)		EQUALIZED VALUATION BASIS		Sale for Cash (1975)	
Libraries	6,000.00	FOR NET DEBT COMPUTATION	70,034,452.00	Cancelled, Abated or Adjusted (1975)	
Other Educational Services		REAL PROPERTY VALUATIONS		Balance December 31, 1975	
STATUTORY EXPENDITURES		Code Class # of Parcels % VAL'N	ASSESSED VALUATION	CURRENT FINANCES DECEMBER 31, 1975	
Pensions & F. I. C. A.	38,647.00	1 Vacant Land 604 5.47	4,254,000.00	ASSETS	
Employee Fringe Benefits	18,500.00	2 Residential 2208 58.59	45,603,300.00	Cash Dec. 31, 1975	143,990.66
Other Statutory Expenditures		3 Farm 234 3.76	2,929,800.00	Taxes Receivable	595,956.07
CETA And Other Public Employment Programs		4a Commercial 123 6.89	5,358,900.00	Tax Title Liens	122,252.94
MUNICIPAL FUNCTIONS TOTAL	910,720.22	4b Industrial 12 14.16	11,024,800.00	Foreclosed Property	
CAPITAL IMPROVEMENTS * MEMO	10,000.00	4c Apartments 12 11.13	8,661,400.00	Emergencies & Other Deferred Charges	7,483.48
DEBT SERVICE		Total 3193	77,832,200.00	State and Federal Aid Receivable	30,242.62
Principal Payments	8,000.00	Land Area 17.90 Sq. Miles		Other Receivables	10,077.51
Interest Payments	2,000.00	Net Valuation Taxable-Municipal	78,680,462.00	Total	910,003.28
DEFERRED CHARGES	26.52	Net Valuation Taxable-County	74,264,763.00	LIABILITIES, RESERVES, AND SURPLUS	
SCHOOL, COUNTY, SPECIAL DISTRICT TAXES	2,710,468.86	State Equalized Valuation	74,852,943.00	Cash Liabilities	78,707.23
RESERVE FOR UNCOLLECTED TAXES	568,599.82	State Equalization Ratio	105.20	Reserves for Receivables	728,286.52
EXPENDITURES TOTAL	4,199,815.42			Surplus Dec. 31, 1975	103,009.53
				Total	910,003.28

1714

Population 1970 2,905
 Population 1975 3,050
 S & P Rating
 Moody Rating

General Tax Rate Per \$100. 5.12
 State Equalized Tax Rate 3.25

UPPER PITTSBURGH TOWNSHIP — SALEM CO.
 Form of Government:
 Township Committee
 Number of Members on Governing Body 3

PER CAPITA: 45.90
 Gross Debt
 Net Debt
 Debt Service .03
 Total Tax Levy 284.61
 Municipal Expenditures 91.31
 PER CENT: .60
 Gross Debt
 Net Debt
 Tax Levy Collected 89.31
 Tax Levy Cancelled, Abated or Adjusted

EXPENDITURES		REVENUES-REALIZED		1975 PROPERTY TAX	
GENERAL GOVERNMENT				STATE EQUALIZED TAX RATE	
Governing Body & Public Boards		1975 Property Taxes Collected	775,453.10	Local District School Taxes	2.31
Municipal Clerk		1975 Payments in Lieu of Taxes		Regional & Consolidated School Tax	
Financial Administration	5,400.00	Delinquent Tax & Lien Collections	59,061.76	School Taxes in Municipal Budget	
Assessment of Taxes	4,000.00	Business Personalty Replacement Taxes	31,492.92	County Taxes	.90
Collection of Taxes	3,400.00	Taxes from Public Utilities	155,590.38	County Library Taxes	
Planning, Housing & Development	1,200.00	Other Miscellaneous Tax Revenues		Local Municipal Purpose Taxes	
Human Resources		State Aid Revenues	12,085.00	Veteran & Senior Citizen Taxes	.05
Elections		Federal Aid Revenues		Total Taxes for Rate Computation	3.26
General Administration (other)	19,600.00	State and Local Fiscal Assistance Act Utilized	42,859.14	Special District Taxes	
JUDICIARY		Sale of Acquired Property		Bank Stock Taxes	
Municipal Courts	6,300.00	Other Miscellaneous Revenues	36,051.16	Added and Omitted Taxes	4,203.52
PUBLIC SAFETY		Total	1,112,593.46	Total Taxes Levied - ABSTRACT	868,050.87
Fire Protection	11,600.00	Prior Years Surplus Appropriated	49,218.44	Total Taxes Billed	868,256.10
Police Protection	200.00	REVENUES TOTAL	1,161,811.90	1975 TAXES COLLECTED	775,453.10
Civil Defense & Disaster Control	300.00	Reserve For Uncollected Taxes	78,100.00	1975 Taxes Cancelled, Abated or Adjusted	
Environmental Inspection & Control	1,850.00			Transfer to Tax Title Liens or Foreclosed	
Other Public Safety				Balance Outstanding Dec. 31, 1975	92,803.00
PUBLIC WORKS		CAPITAL OUTLAY TOTAL		PRIOR YEARS TAXES OUTSTANDING	
Streets and Drainage	73,042.14	Public Enterprises		Balance January 1, 1975	70,492.03
Sewers and Sewage Processing		Recreation—Culture		Collected in 1975	59,061.76
Garbage and Trash Disposal	10,000.00	Public Works		Cancelled, Abated or Adjusted 1975	
Public Buildings and Grounds	2,450.00	Buildings and Grounds		Transfers to Tax Title Liens or Foreclosed	
Other Public Works		Library and Education		Balance December 31, 1975	11,430.27
HEALTH and WELFARE		Conservation		TAX TITLE LIENS OUTSTANDING	
Health Services Except Environmental	1,650.00	All Other		Balance January 1, 1975	2,851.83
Welfare-Public Assistance	1,800.00			Transfer From Taxes	
Hospitals, Clinics, First Aid	700.00	CAPITAL DEBT AUTHORIZED, DECEMBER 31, 1975		Redeemed in 1975	
Animal, Insect, & Rodent Control	775.00	ISSUED AND UNISSUED GROSS DEBT		Cancelled, Abated or Adjusted (1975)	
Other Welfare Services		School	140,000	Transfers to Foreclosed Property	
RECREATION and CONSERVATION		Self-liquidating		Balance December 31, 1975	2,851.83
Beaches and Boardwalks		Other		PROPERTY ACQUIRED BY DEED OR	
Parks, Playgrounds, Shade Trees		Total	140,000	FORECLOSURE:	
Land Reclamation & Conservation				Balance January 1, 1975	50.00
Other Recreational Services	1,817.00	ISSUED AND OUTSTANDING		Transfers From Taxes or Liens	
EDUCATION (excluding schools)		School	140,000.00	Sale for Cash (1975)	
Libraries	500.00	Self-Liquidating		Cancelled, Abated or Adjusted (1975)	
Other Educational Services	50,000.00	Other		Balance December 31, 1975	50.00
STATUTORY EXPENDITURES		Total	140,000.00	CURRENT FINANCES DECEMBER 31, 1975	
Pensions & F. I. C. A.	3,700.00	EQUALIZED VALUATION BASIS		ASSETS	
Employee Fringe Benefits		FOR NET DEBT COMPUTATION	23,508,333.33	Cash Dec. 31, 1975	344,394.62
Other Statutory Expenditures		REAL PROPERTY VALUATIONS		Taxes Receivable	104,233.27
CETA And Other Public Employment Programs		Code Class # of Parcels % VAL'N		Tax Title Liens	2,851.83
MUNICIPAL FUNCTIONS TOTAL	200,284.14	1 Vacant Land 203 2.14	353,500.00	Foreclosed Property	50.00
CAPITAL IMPROVEMENTS *MEMO*	25,000.00	2 Residential 523 41.50	6,848,400.00	Emergencies & Other Deferred Charges	
DEBT SERVICE		3 Farm 850 47.79	7,887,500.00	State and Federal Aid Receivable	
Principal Payments		4a Commercial 59 8.56	1,413,200.00	Other Receivables	903.00
Interest Payments	100.00	4b Industrial		Total	452,432.72
DEFERRED CHARGES		4c Apartments		LIABILITIES, RESERVES, AND SURPLUS	
SCHOOL, COUNTY, SPECIAL DISTRICT TAXES	863,847.35	Total 1635	16,502,600.00	Cash Liabilities	40,086.17
RESERVE FOR UNCOLLECTED TAXES	78,100.00	Land Area 40.10 Sq. Miles		Reserves for Receivables	108,038.10
EXPENDITURES TOTAL	1,142,331.49	Net Valuation Taxable-Municipal	17,141,651.00	Surplus Dec. 31, 1975	304,308.45
		Net Valuation Taxable-County	26,130,495.00	Total	452,432.72
		State Equalized Valuation	26,611,117.00		
		State Equalization Ratio	63.54		

0263

Population 1970 **7,960**
 Population 1975 **8,155**
 S & P Rating
 Moody Rating

General Tax Rate Per \$100. **3.60**
 State Equalized Tax Rate **2.49**

UPPER SADDLE RIVER — BERGEN COUNTY

Form of Government:

Borough Council

Number of Members on Governing Body 6

PER CAPITA: **589.63** PER CENT **2.52**
 Gross Debt
 Net Debt
 Debt Service
 Total Tax Levy **668.44**
 Municipal Expenditures **163.53**
 Gross Debt
 Net Debt
 Tax Levy Collected **96.37**
 Tax Levy Cancelled, Abated or Adjusted **17**

EXPENDITURES		REVENUES-REALIZED		1975 PROPERTY TAX	
GENERAL GOVERNMENT				STATE EQUALIZED TAX RATE — 2.49	
Governing Body & Public Boards		1975 Property Taxes Collected	5,260,260.88	Local District School Taxes 1.01	2,221,384.87
Municipal Clerk		1975 Payments in Lieu of Taxes		Regional & Consolidated School Tax .84	1,836,272.13
Financial Administration	17,838.00	Delinquent Tax & Lien Collections	174,570.79	School Taxes in Municipal Budget	
Assessment of Taxes	12,421.65	Business Personalty Replacement Taxes	56,873.20	County Taxes	759,713.75
Collection of Taxes	11,359.43	Taxes from Public Utilities	322,528.20	County Library Taxes	
Planning, Housing & Development	9,282.75	Other Miscellaneous Tax Revenues		Local Municipal Purpose Taxes	609,773.11
Human Resources		State Aid Revenues	444.00	Veteran & Senior Citizen Taxes	36,260.00
Elections		Federal Aid Revenues		Total Taxes for Rate Computation	5,463,403.86
General Administration (other)	123,476.34	State and Local Fiscal Assistance Act Utilized	61,628.70	Special District Taxes	
JUDICIARY		Sale of Acquired Property		Bank Stock Taxes	995.43
Municipal Courts	8,968.49	Other Miscellaneous Revenues	126,901.20	Added and Omitted Taxes	22,966.11
PUBLIC SAFETY		Total	6,003,206.97	Total Taxes Levied - ABSTRACT	5,451,105.40
Fire Protection	25,102.20	Prior Years Surplus Appropriated	200,000.00	Total Taxes Billed	5,458,178.57
Police Protection	326,675.41	REVENUES TOTAL	6,203,206.97	1975 TAXES COLLECTED	5,260,260.88
Civil Defense & Disaster Control	2,000.00	Reserve For Uncollected Taxes	277,256.00	1975 Taxes Cancelled, Abated or Adjusted	9,352.72
Environmental Inspection & Control	6,966.72			Transfer to Tax Title Liens or Foreclosed	22,204.80
Other Public Safety		CAPITAL OUTLAY TOTAL		Balance Outstanding Dec. 31, 1975	166,360.17
PUBLIC WORKS				PRIOR YEARS TAXES OUTSTANDING	
Streets and Drainage	147,730.28	Public Enterprises		Balance January 1, 1975	179,935.11
Sewers and Sewage Processing		Recreation—Culture		Collected in 1975	171,549.30
Garbage and Trash Disposal	144,392.79	Public Works		Cancelled, Abated or Adjusted 1975	
Public Buildings and Grounds	19,528.68	Buildings and Grounds		Transfers to Tax Title Liens or Foreclosed	8,300.31
Other Public Works	18,700.00	Library and Education		Balance December 31, 1975	85.50
HEALTH and WELFARE		Conservation		TAX TITLE LIENS OUTSTANDING	
Health Services Except Environmental	16,502.00	All Other		Balance January 1, 1975	13,232.21
Welfare-Public Assistance	738.99			Transfer From Taxes	31,766.58
Hospitals, Clinics, First Aid	6,104.00	CAPITAL DEBT AUTHORIZED, DECEMBER 31, 1975		Redeemed in 1975	3,021.49
Animal, Insect, & Rodent Control		ISSUED AND UNISSUED GROSS DEBT		Cancelled, Abated or Adjusted (1975)	
Other Welfare Services		School 4,808,455		Transfers to Foreclosed Property	
RECREATION and CONSERVATION		Self-Liquidating		Balance December 31, 1975	41,977.30
Beaches and Boardwalks		Other		PROPERTY ACQUIRED BY DEED OR	
Parks, Playgrounds, Shade Trees	14,908.93	Total 4,808,455		FORECLOSURE	
Land Reclamation & Conservation		ISSUED AND OUTSTANDING		Balance January 1, 1975	
Other Recreational Services	1,172.56	School 4,808,455.00		Transfers From Taxes or Liens	
EDUCATION (excluding schools)		Self-Liquidating		Sale for Cash (1975)	
Libraries	63,471.00	Other		Cancelled, Abated or Adjusted (1975)	
Other Educational Services		Total 4,808,455.00		Balance December 31, 1975	
STATUTORY EXPENDITURES		EQUALIZED VALUATION BASIS		CURRENT FINANCES DECEMBER 31, 1975	
Pensions & F. I. C. A.	65,900.00	FOR NET DEBT COMPUTATION	190,634,512.00	ASSETS	
Employee Fringe Benefits		REAL PROPERTY VALUATIONS		Cash Dec. 31, 1975	595,015.49
Other Statutory Expenditures		Code Class # of Parcels % VAL'N		Taxes Receivable	166,445.67
CETA And Other Public Employment Programs		1 Vacant Land 175 2.35	3,553,000.00	Tax Title Liens	41,977.30
MUNICIPAL FUNCTIONS TOTAL	1,043,240.22	2 Residential 2053 80.43	121,562,650.00	Foreclosed Property	
CAPITAL IMPROVEMENTS *MEMO*		3 Farm 20 .29	439,800.00	Emergencies & Other Deferred Charges	10,800.00
DEBT SERVICE		4a Commercial 71 6.84	10,333,300.00	State and Federal Aid Receivable	584.84
Principal Payments		4b Industrial 6 10.09	15,258,200.00	Other Receivables	1,209.00
Interest Payments		4c Apartments		Total	816,032.30
DEFERRED CHARGES	13,100.00	Total 2325	151,146,950.00	LIABILITIES, RESERVES, AND SURPLUS	
SCHOOL, COUNTY, SPECIAL DISTRICT TAXES	4,817,370.75	Land Area 5.10 Sq. Miles	151,945,473.00	Cash Liabilities	130,131.16
RESERVE FOR UNCOLLECTED TAXES	277,256.00	Net Valuation Taxable-Municipal	195,146,339.00	Reserves for Receivables	209,631.97
EXPENDITURES TOTAL	6,150,966.97	Net Valuation Taxable-County	218,872,322.00	Surplus Dec. 31, 1975	476,269.17
		State Equalized Valuation	69.31	Total	816,032.30
		State Equalization Ratio			

0122

Population 1970 **10,390**
 Population 1975 **10,435**
 S & P Rating
 Moody Rating

General Tax Rate Per \$100. **3.48**
 State Equalized Tax Rate **2.88**

VENTNOR CITY — ATLANTIC COUNTY
 Form of Government:
 Commission (1911)
 Number of Members on Governing Body 3

PER CAPITA: **633.90** PER CENT: **4.20**
 Gross Debt **260.96** Gross Debt **1.73**
 Net Debt **30.03** Net Debt **94.17**
 Debt Service **475.37** Tax Levy Collected
 Total Tax Levy **323.71** Tax Levy Cancelled, Abated
 Municipal Expenditures or Adjusted

EXPENDITURES		REVENUES-REALIZED		1975 PROPERTY TAX	
GENERAL GOVERNMENT				STATE EQUALIZED TAX RATE — 2.85	
Governing Body & Public Boards				Local District School Taxes	1,462,419.00
Municipal Clerk	30,582.00	1975 Property Taxes Collected		Regional & Consolidated School Tax	
Financial Administration	49,738.00	1975 Payments in Lieu of Taxes		School Taxes in Municipal Budget	85,593.75
Assessment of Taxes	37,184.00	Delinquent Tax & Lien Collections		County Taxes	1,410,544.24
Collection of Taxes	32,617.00	Business Personalty Replacement Taxes		County Library Taxes	22,116.27
Planning, Housing & Development	10,350.00	Taxes from Public Utilities		Local Municipal Purpose Taxes	1,915,396.61
Human Resources		Other Miscellaneous Tax Revenues		Veteran & Senior Citizen Taxes	78,440.00
Elections	5,863.37	State Aid Revenues		Total Taxes for Rate Computation	4,974,509.87
General Administration (other)	145,305.65	Federal Aid Revenues		Special District Taxes	
JUDICIARY		State and Local Fiscal Assistance Act Utilized		Bank Stock Taxes	7,134.05
Municipal Courts	17,787.15	Sale of Acquired Property		Added and Omitted Taxes	57,296.76
PUBLIC SAFETY		Other Miscellaneous Revenues		Total Taxes Levied - ABSTRACT	4,960,500.68
Fire Protection	372,038.10	Total		Total Taxes Billed	4,960,500.68
Police Protection	463,543.94	Prior Years Surplus Appropriated		1975 TAXES COLLECTED	4,671,337.28
Civil Defense & Disaster Control	1,100.00	REVENUES TOTAL		1975 Taxes Cancelled, Abated or Adjusted	
Environmental Inspection & Control	11,650.00	Reserve For Uncollected Taxes		Transfer to Tax Title Liens or Foreclosed	
Other Public Safety		CAPITAL OUTLAY TOTAL		Balance Outstanding Dec. 31, 1975	289,163.40
PUBLIC WORKS				PRIOR YEARS TAXES OUTSTANDING	
Streets and Drainage	280,700.20	Public Enterprises		Balance January 1, 1975	215,652.83
Sewers and Sewage Processing	221,306.48	Recreation—Culture		Collected in 1975	213,000.94
Garbage and Trash Disposal	110,646.00	Public Works		Cancelled, Abated or Adjusted 1975	
Public Buildings and Grounds	271,995.33	Buildings and Grounds		Transfers to Tax Title Liens or Foreclosed	
Other Public Works	215.00	Library and Education		Balance December 31, 1975	2,651.89
HEALTH and WELFARE		Conservation		TAX TITLE LIENS OUTSTANDING	
Health Services Except Environmental	11,200.00	All Other		Balance January 1, 1975	7,212.34
Welfare-Public Assistance	3,850.00	CAPITAL DEBT AUTHORIZED, DECEMBER 31, 1975		Transfer From Taxes	
Hospitals, Clinics, First Aid		ISSUED AND UNISSUED GROSS DEBT NET DEBT		Redeemed in 1975	5,670.70
Animal, Insect, & Rodent Control	4,270.00	School		Cancelled, Abated or Adjusted (1975)	
Other Welfare Services		Self-liquidating		Transfers to Foreclosed Property	
RECREATION and CONSERVATION		Other		Balance December 31, 1975	1,541.64
Beaches and Boardwalks	134,611.17	Total		PROPERTY ACQUIRED BY DEED OR	
Parks, Playgrounds, Shade Trees	94,496.71			FORECLOSURE	
Land Reclamation & Conservation		ISSUED AND OUTSTANDING		Balance January 1, 1975	206,295.00
Other Recreational Services	10,755.69	School		Transfers From Taxes or Liens	
EDUCATION (excluding schools)		Self-Liquidating		Sale for Cash (1975)	65,825.00
Libraries	19,471.00	Other		Cancelled, Abated or Adjusted (1975)	
Other Educational Services		Total		Balance December 31, 1975	140,470.00
STATUTORY EXPENDITURES		EQUALIZED VALUATION BASIS		CURRENT FINANCES DECEMBER 31, 1975	
Pensions & F. I. C. A.	208,800.53	FOR NET DEBT COMPUTATION		ASSETS	
Employee Fringe Benefits	57,675.43	REAL PROPERTY VALUATIONS		Cash Dec. 31, 1975	319,603.38
Other Statutory Expenditures		Code Class # of Parcels % VAL'N		Taxes Receivable	291,815.29
CETA And Other Public Employment Programs	78,838.01	1 Vacant Land 586 1.95		Tax Title Liens	1,541.64
MUNICIPAL FUNCTIONS TOTAL	2,686,590.76	2 Residential 3745 72.06		Foreclosed Property	140,470.00
CAPITAL IMPROVEMENTS * MEMO*	55,000.00	3 Farm		Emergencies & Other Deferred Charges	37,190.25
DEBT SERVICE		4a Commercial 161 9.12		State and Federal Aid Receivable	39,275.00
Principal Payments	175,000.00	4b Industrial 2 .55		Other Receivables	8,353.03
Interest Payments	138,326.50	4c Apartments 56 16.31		Total	838,248.59
TYPE I SCHL DEBT MEMO	85,593.75	Total 4550		LIABILITIES, RESERVES, AND SURPLUS	
DEFERRED CHARGES	100,368.65	Land Area 2.10 Sq. Miles		Cash Liabilities	200,501.50
SCHOOL, COUNTY, SPECIAL DISTRICT TAXES	2,980,673.26	Net Valuation Taxable-Municipal		Reserves for Receivables	442,179.96
RESERVE FOR UNCOLLECTED TAXES	277,645.38	Net Valuation Taxable-County		Surplus Dec. 31, 1975	195,567.13
EXPENDITURES TOTAL	6,358,604.55	State Equalized Valuation		Total	838,248.59
		State Equalization Ratio			

1971 3000

* ABOVE DEBT SERVICE INCLUDES TYPE I SCHOOL DEBT

1922

Population 1970 **6,165**
 Population 1975 **7,965**
 S & P Rating
 Moody Rating

General Tax Rate Per \$100. **3.76**
 State Equalized Tax Rate **2.83**

VERNON TOWNSHIP — SUSSEX COUNTY

Form of Government:

Township Committee

Number of Members on Governing Body 5

PER CAPITA:

Gross Debt **1,264.02**
 Net Debt **185.34**
 Debt Service **.06**
 Total Tax Levy **938.86**
 Municipal Expenditures **312.00**

PER CENT:

Gross Debt **4.71**
 Net Debt **.69**
 Tax Levy Collected **89.60**
 Tax Levy Cancelled, Abated or Adjusted **.47**

EXPENDITURES		REVENUES-REALIZED		1975 PROPERTY TAX	
GENERAL GOVERNMENT				STATE EQUALIZED TAX RATE 1.70	
Governing Body & Public Boards		1975 Property Taxes Collected	6,708,051.75	Local District School Taxes	4,459,601.78
Municipal Clerk		1975 Payments in Lieu of Taxes	15,948.90	Regional & Consolidated School Tax	
Financial Administration	20,800.00	Delinquent Tax & Lien Collections	388,191.96	School Taxes in Municipal Budget	
Assessment of Taxes	33,700.00	Business Personalty Replacement Taxes	50,198.63	County Taxes	1,540,779.23
Collection of Taxes	46,400.00	Taxes from Public Utilities	245,553.81	County Library Taxes	70,742.18
Planning, Housing & Development	15,600.00	Other Miscellaneous Tax Revenues		Local Municipal Purpose Taxes	1,286,219.85
Human Resources	1,200.00	State Aid Revenues	8,614.00	Veteran & Senior Citizen Taxes	53,720.00
Elections	2,450.00	Federal Aid Revenues		Total Taxes for Rate Computation	7,411,063.04
General Administration (other)	197,900.00	State and Local Fiscal Assistance Act Utilized	197,245.00	Special District Taxes	
JUDICIARY		Sale of Acquired Property		Bank Stock Taxes	2,491.85
Municipal Courts	17,000.00	Other Miscellaneous Revenues	233,494.90	Added and Omitted Taxes	118,175.10
PUBLIC SAFETY		Total	7,847,298.95	Total Taxes Levied - ABSTRACT	7,478,009.99
Fire Protection	43,500.00	Prior Years Surplus Appropriated	450,000.00	Total Taxes Billed	7,487,020.06
Police Protection	322,000.00	REVENUES TOTAL	8,297,298.95	1975 TAXES COLLECTED	6,708,051.75
Civil Defense & Disaster Control	3,000.00	Reserve For Uncollected Taxes	648,424.00	1975 Taxes Cancelled, Abated or Adjusted	34,830.00
Environmental Inspection & Control	33,100.00	CAPITAL OUTLAY TOTAL	31,964.13	Transfer to Tax Title Liens or Foreclosed	16,897.44
Other Public Safety				Balance Outstanding Dec. 31, 1975	727,240.87
PUBLIC WORKS				PRIOR YEARS TAXES OUTSTANDING	
Streets and Drainage	550,200.00	Public Enterprises		Balance January 1, 1975	412,492.00
Sewers and Sewage Processing		Recreation—Culture		Collected in 1975	376,960.88
Garbage and Trash Disposal	12,000.00	Public Works	7,566.38	Cancelled, Abated or Adjusted 1975	
Public Buildings and Grounds	122,945.00	Buildings and Grounds	24,397.75	Transfers to Tax Title Liens or Foreclosed	35,222.56
Other Public Works	83,000.00	Library and Education		Balance December 31, 1975	308.56
HEALTH and WELFARE		Conservation		TAX TITLE LIENS OUTSTANDING	
Health Services Except Environmental	33,300.00	All Other		Balance January 1, 1975	32,383.19
Welfare-Public Assistance	6,500.00	CAPITAL DEBT AUTHORIZED, DECEMBER 31, 1975		Transfer From Taxes	52,120.00
Hospitals, Clinics, First Aid	900.00	ISSUED AND UNISSUED GROSS DEBT		Redeemed in 1975	11,231.08
Animal, Insect, & Rodent Control	17,350.00	School	9,343,000	Cancelled, Abated or Adjusted (1975)	
Other Welfare Services		Self-liquidating		Transfers to Foreclosed Property	
RECREATION and CONSERVATION		Other	724,940	Balance December 31, 1975	73,272.11
Beaches and Boardwalks		Total	10,067,940	PROPERTY ACQUIRED BY DEED OR FORECLOSURE	
Parks, Playgrounds, Shade Trees		ISSUED AND OUTSTANDING		Balance January 1, 1975	
Land Reclamation & Conservation	6,000.00	School	9,343,000.00	Transfers From Taxes or Liens	
Other Recreational Services	30,800.00	Self-liquidating		Sale for Cash (1975)	
EDUCATION (excluding schools)		Other		Cancelled, Abated or Adjusted (1975)	
Libraries	800.00	Total	9,343,000.00	Balance December 31, 1975	
Other Educational Services		EQUALIZED VALUATION BASIS		CURRENT FINANCES DECEMBER 31, 1975	
STATUTORY EXPENDITURES		FOR NET DEBT COMPUTATION	213,542,746.67	ASSETS	
Pensions & F. I. C. A.	55,000.00	REAL PROPERTY VALUATIONS		Cash Dec. 31, 1975	1,120,948.11
Employee Fringe Benefits	30,000.00	Code Class # of Parcels % VAL'N		Taxes Receivable	727,549.43
Other Statutory Expenditures		1 Vacant Land 4864 14.32	28,082,000.00	Tax Title Liens	73,272.11
CETA And Other Public Employment Programs		2 Residential 4847 65.92	125,270,600.00	Foreclosed Property	
MUNICIPAL FUNCTIONS TOTAL	1,685,445.00	3 Farm 269 2.60	5,096,000.00	Emergencies & Other Deferred Charges	31,000.00
CAPITAL IMPROVEMENTS * MEMO	100,000.00	4a Commercial 116 16.56	32,465,700.00	State and Federal Aid Receivable	19,500.00
DEBT SERVICE		4b Industrial 9 .49	960,900.00	Other Receivables	1,700.76
Principal Payments		4c Apartments 2 .11	223,300.00	Total	1,973,970.41
Interest Payments	500.00	Total 10107	196,098,500.00	LIABILITIES, RESERVES, AND SURPLUS	
DEFERRED CHARGES	150,727.69	Land Area 67.25 Sq. Miles		Cash Liabilities	402,399.02
SCHOOL, COUNTY, SPECIAL DISTRICT TAXES	6,071,123.19	Net Valuation Taxable-Municipal	197,266,229.00	Reserves for Receivables	802,522.30
RESERVE FOR UNCOLLECTED TAXES	648,424.00	Net Valuation Taxable-County	222,427,901.00	Surplus Dec. 31, 1975	768,049.09
EXPENDITURES TOTAL	8,556,219.88	State Equalized Valuation	261,626,189.00	Total	1,973,970.41
		State Equalization Ratio	75.29		

0720

Population 1970 15,100
 Population 1975 15,375
 S & P Rating
 Moody Rating A-1

General Tax Rate Per \$100. 5.28
 State Equalized Tax Rate 3.82

VERONA BOROUGH -- ESSEX COUNTY

Form of Government:

Borough Council

Number of Members on Governing Body 6

PER CAPITA:

Gross Debt 327.64
 Net Debt 57.33
 Debt Service 6.10
 Total Tax Levy 541.12
 Municipal Expenditures 163.95

PER CENT:

Gross Debt 2.48
 Net Debt .43
 Tax Levy Collected 98.51
 Tax Levy Cancelled, Abated or Adjusted 12

EXPENDITURES		REVENUES-REALIZED		1975 PROPERTY TAX	
GENERAL GOVERNMENT				STATE EQUALIZED TAX RATE →	
Governing Body & Public Boards		1975 Property Taxes Collected	8,203,990.58	Local District School Taxes 1.83	4,008,003.00
Municipal Clerk		1975 Payments in Lieu of Taxes		Regional & Consolidated School Tax	
Financial Administration	10,900.00	Delinquent Tax & Lien Collections	175,966.50	School Taxes in Municipal Budget	
Assessment of Taxes	24,857.00	Business Personalty Replacement Taxes	136,112.01	County Taxes 1.27	2,784,038.21
Collection of Taxes	57,157.00	Taxes from Public Utilities	290,980.88	County Library Taxes	
Planning, Housing & Development	2,824.00	Other Miscellaneous Tax Revenues		Local Municipal Purpose Taxes .69	1,504,276.85
Human Resources	1,400.00	State Aid Revenues	38,275.48	Veteran & Senior Citizen Taxes .04	85,450.00
Elections	2,225.00	Special Aid Revenues		Total Taxes for Rate Computation 3.83	8,381,768.06
General Administration (other)	152,762.00	State and Local Fiscal Assistance Act Utilized	61,965.36	Special District Taxes	
JUDICIARY		Sale of Acquired Property		Bank Stock Taxes	8,452.62
Municipal Courts	26,726.00	Other Miscellaneous Revenues	192,130.85	Added and Omitted Taxes	15,016.32
PUBLIC SAFETY		Total	9,099,421.66	Total Taxes Levied - ABSTRACT	8,319,787.00
Fire Protection	70,962.00	Prior Years Surplus Appropriated	240,000.00	Total Taxes Billed	8,328,039.03
Police Protection	557,525.00	REVENUES TOTAL	9,339,421.66	1975 TAXES COLLECTED	8,203,990.58
Civil Defense & Disaster Control	1,370.00	Reserve For Uncollected Taxes	248,637.88	1975 Taxes Cancelled, Abated or Adjusted	9,868.58
Environmental Inspection & Control		CAPITAL OUTLAY TOTAL		Transfer to Tax Title Liens or Foreclosed	19,335.36
Other Public Safety				Balance Outstanding Dec. 31, 1975	94,844.51
PUBLIC WORKS		Public Enterprises	55,160.70	PRIOR YEARS TAXES OUTSTANDING	
Streets and Drainage	290,340.00	Recreation—Culture		Balance January 1, 1975	93,200.37
Sewers and Sewage Processing	127,597.00	Public Works	125,005.35	Collected in 1975	80,176.89
Garbage and Trash Disposal	243,532.36	Buildings and Grounds	196,629.35	Cancelled, Abated or Adjusted 1975	
Public Buildings and Grounds	59,152.00	Library and Education		Transfers to Tax Title Liens or Foreclosed	2,221.59
Other Public Works		Conservation		Balance December 31, 1975	10,801.89
HEALTH and WELFARE		All Other		TAX TITLE LIENS OUTSTANDING	
Health Services Except Environmental	106,863.00	CAPITAL DEBT AUTHORIZED, DECEMBER 31, 1975		Balance January 1, 1975	141,827.02
Welfare-Public Assistance	5,300.00	ISSUED AND UNISSUED		Transfer From Taxes	21,835.76
Hospitals, Clinics, First Aid		School 2,921,000		Redeemed in 1975	95,789.61
Animal, Insect, & Rodent Control		Self-liquidating 1,235,000		Cancelled, Abated or Adjusted (1975)	
Other Welfare Services		Other 881,401	881,401	Transfers to Foreclosed Property	
RECREATION and CONSERVATION		Total 5,037,401	881,401	Balance December 31, 1975	67,873.17
Beaches and Boardwalks		ISSUED AND OUTSTANDING		PROPERTY ACQUIRED BY DEED OR FORECLOSURE	
Parks, Playgrounds, Shade Trees	7,840.00	School 1,996,000.00		Balance January 1, 1975	394,700.00
Land Reclamation & Conservation		Self-liquidating 1,180,000.00		Transfers From Taxes or Liens	
Other Recreational Services	110,189.00	Other 627,000.00		Sale for Cash (1975)	
EDUCATION (excluding schools)		Total 3,803,000.00		Cancelled, Abated or Adjusted (1975)	
Libraries	110,545.00	EQUALIZED VALUATION BASIS		Balance December 31, 1975	394,700.00
Other Educational Services		FOR NET DEBT COMPUTATION		CURRENT FINANCES DECEMBER 31, 1975	
STATUTORY EXPENDITURES				ASSETS	
Pensions & F. I. C. A.	152,730.14	REAL PROPERTY VALUATIONS		Cash Dec. 31, 1975	586,008.78
Employee Fringe Benefits	37,500.00	Code Class # of Parcels % VAL'N	ASSESSED VALUATION	Taxes Receivable	105,646.40
Other Statutory Expenditures		1 Vacant Land 133 1.60	2,519,900.00	Tax Title Liens	67,873.17
CETA And Other Public Employment Programs		2 Residential 3594 74.43	117,369,000.00	Foreclosed Property	394,700.00
MUNICIPAL FUNCTIONS TOTAL		3 Farm		Emergencies & Other Deferred Charges	13,400.00
CAPITAL IMPROVEMENTS *MEMO*	21,100.00	4a Commercial 142 10.96	17,281,500.00	State and Federal Aid Receivable	366.22
DEBT SERVICE		4b Industrial 7 .79	1,249,500.00	Other Receivables	8,275.53
Principal Payments	76,000.00	4c Apartments 21 12.22	19,266,100.00	Total	1,176,270.10
Interest Payments	17,782.50	Total 3897	157,686,000.00	LIABILITIES, RESERVES, AND SURPLUS	
DEFERRED CHARGES		Land Area 2.80 Sq. Miles		Cash Liabilities	207,176.99
SCHOOL, COUNTY, SPECIAL DISTRICT TAXES	6,792,041.21	Net Valuation Taxable-Municipal	158,903,100.00	Reserves for Receivables	576,495.10
RESERVE FOR UNCOLLECTED TAXES	248,637.88	Net Valuation Taxable-County	211,028,216.00	Surplus Dec. 31, 1975	392,598.01
EXPENDITURES TOTAL	9,312,758.09	State Equalized Valuation	219,138,560.00	Total	1,176,270.10
		State Equalization Ratio	72.36		

1437

Population 1970 1,035
 Population 1975 1,115
 S & P Rating
 Moody Rating

General Tax Rate Per \$100. 4.79
 State Equalized Tax Rate 4.70

VICTORY GARDENS BOROUGH — MORRIS CO.

Form of Government:

Borough Council

Number of Members on Governing Body 6

PER CAPITA:

Gross Debt 3.59
 Net Debt 3.59
 Debt Service 1.20
 Total Tax Levy 303.97
 Municipal Expenditures 126.10

PER CENT:

Gross Debt 0.07
 Net Debt 0.07
 Tax Levy Collected 99.35
 Tax Levy Cancelled, Abated or Adjusted

EXPENDITURES		REVENUES-REALIZED		1975 PROPERTY TAX	
GENERAL GOVERNMENT				STATE EQUALIZED TAX RATE 3.20	
Governing Body & Public Boards		1975 Property Taxes Collected	331,139.99	Local District School Taxes	231,853.00
Municipal Clerk		1975 Payments in Lieu of Taxes		Regional & Consolidated School Tax	
Financial Administration	2,335.00	Delinquent Tax & Lien Collections	50,009.85	School Taxes in Municipal Budget	
Assessment of Taxes	1,009.80	Business Personalty Replacement Taxes	3,677.05	County Taxes	27,886.52
Collection of Taxes	850.00	Taxes from Public Utilities	8,457.46	County Library Taxes	1,678.83
Planning, Housing & Development		Other Miscellaneous Tax Revenues		Local Municipal Purpose Taxes	76,775.38
Human Resources		State Aid Revenues	514.00	Veteran & Senior Citizen Taxes	2,730.00
Elections		Federal Aid Revenues	1,625.85	Total Taxes for Rate Computation	340,923.73
General Administration (other)	18,321.50	State and Local Fiscal Assistance Act Utilized		Special District Taxes	
JUDICIARY		Sale of Acquired Property		Bank Stock Taxes	365.04
Municipal Courts	4,500.00	Other Miscellaneous Revenues	15,103.28	Added and Omitted Taxes	
PUBLIC SAFETY		Total	410,527.48	Total Taxes Levied - ABSTRACT	341,288.77
Fire Protection	2,800.00	Prior Years Surplus Appropriated	20,000.00	Total Taxes Billed	339,083.20
Police Protection	21,540.00	REVENUES TOTAL	430,527.48	1975 TAXES COLLECTED	331,139.99
Civil Defense & Disaster Control		Reserve For Uncollected Taxes	27,120.27	1975 Taxes Cancelled, Abated or Adjusted	
Environmental Inspection & Control	205.00	CAPITAL OUTLAY TOTAL	5,072.13	Transfer to Tax Title Liens or Foreclosed	838.25
Other Public Safety				Balance Outstanding Dec. 31, 1975	7,104.96
PUBLIC WORKS				PRIOR YEARS TAXES OUTSTANDING	
Streets and Drainage	12,337.00	Public Enterprises		Balance January 1, 1975	52,729.78
Sewers and Sewage Processing	9,600.00	Recreation—Culture		Collected in 1975	44,822.80
Garbage and Trash Disposal	7,900.00	Public Works	5,072.13	Cancelled, Abated or Adjusted 1975	7,524.44
Public Buildings and Grounds	7,800.00	Buildings and Grounds		Transfers to Tax Title Liens or Foreclosed	
Other Public Works		Library and Education		Balance December 31, 1975	382.54
HEALTH and WELFARE		Conservation		TAX TITLE LIENS OUTSTANDING	
Health Services Except Environmental	4,525.00	All Other		Balance January 1, 1975	6,405.16
Welfare-Public Assistance	425.00	CAPITAL DEBT AUTHORIZED, DECEMBER 31, 1975		Transfer From Taxes	838.25
Hospitals, Clinics, First Aid		ISSUED AND UNISSUED GROSS DEBT		Redeemed in 1975	5,187.05
Animal, Insect, & Rodent Control		School		Cancelled, Abated or Adjusted (1975)	
Other Welfare Services		Self-Liquidating		Transfers to Foreclosed Property	
RECREATION and CONSERVATION		Other	4,000	Balance December 31, 1975	2,056.36
Beaches and Boardwalks		Total	4,000	PROPERTY ACQUIRED BY DEED OR	
Parks, Playgrounds, Shade Trees				FORECLOSURE	
Land Reclamation & Conservation		ISSUED AND OUTSTANDING		Balance January 1, 1975	
Other Recreational Services	675.00	School		Transfers From Taxes or Liens	
EDUCATION (excluding schools)		Self-Liquidating		Sale for Cash (1975)	
Libraries		Other	4,000.00	Cancelled, Abated or Adjusted (1975)	
Other Educational Services		Total	4,000.00	Balance December 31, 1975	
STATUTORY EXPENDITURES		EQUALIZED VALUATION BASIS		CURRENT FINANCES DECEMBER 31, 1975	
Pensions & F. I. C. A.	2,100.00	FOR NET DEBT COMPUTATION	5,650,398.33	ASSETS	
Employee Fringe Benefits		REAL PROPERTY VALUATIONS		Cash Dec. 31, 1975	184,594.03
Other Statutory Expenditures		Code Class # of Parcels % VAL'N		Taxes Receivable	7,487.50
CETA And Other Public Employment Programs	8,372.00	1 Vacant Land 4 2.53	179,000.00	Tax Title Liens	2,056.36
MUNICIPAL FUNCTIONS TOTAL	105,295.30	2 Residential 199 65.92	4,672,600.00	Foreclosed Property	
CAPITAL IMPROVEMENTS *MEMO*		3 Farm		Emergencies & Other Deferred Charges	2,554.30
DEBT SERVICE		4a Commercial 6 12.76	904,215.00	State and Federal Aid Receivable	7,028.00
Principal Payments	1,000.00	4b Industrial		Other Receivables	7,110.76
Interest Payments	333.00	4c Apartments 1 18.79	1,332,000.00	Total	210,830.95
DEFERRED CHARGES	6,849.99	Total 210	7,087,815.00	LIABILITIES, RESERVES, AND SURPLUS	
SCHOOL, COUNTY, SPECIAL DISTRICT TAXES	261,418.35	Land Area .20 Sq. Miles		Cash Liabilities	129,740.45
RESERVE FOR UNCOLLECTED TAXES	27,120.27	Net Valuation Taxable-Municipal	7,128,354.00	Reserves for Receivables	16,654.62
EXPENDITURES TOTAL	402,016.91	Net Valuation Taxable-County	6,797,184.00	Surplus Dec. 31, 1975	64,435.88
		State Equalized Valuation	7,249,464.00	Total	210,830.95
		State Equalization Ratio	98.32		

0614

Population 1970 47,585
 Population 1975 50,925
 S & P Rating AA
 Moody Rating A-1

General Tax Rate Per \$100. 3.26
 State Equalized Tax Rate 3.49

VINELAND CITY — CUMBERLAND COUNTY

Form of Government:
 Mayor-Council Plan A (OMCL50)
 Number of Members on Governing Body 5

PER CAPITA: 775.01
 Gross Debt 123.57
 Net Debt 26.96
 Debt Service 337.29
 Total Tax Levy 201.43
 Municipal Expenditures

PER CENT: 9.39
 Gross Debt 1.50
 Net Debt 90.87
 Tax Levy Collected 3.71
 Tax Levy Cancelled, Abated or Adjusted

EXPENDITURES		REVENUES-REALIZED		1975 PROPERTY TAX	
GENERAL GOVERNMENT				STATE EQUALIZED TAX RATE	
Governing Body & Public Boards		1975 Property Taxes Collected	15,651,638.75	Local District School Taxes	1.61
Municipal Clerk		1975 Payments in Lieu of Taxes		Regional & Consolidated School Tax	
Financial Administration	76,300.00	Delinquent Tax & Lien Collections	752,620.13	School Taxes in Municipal Budget	.08
Assessment of Taxes	109,400.00	Business Personalty Replacement Taxes	673,432.53	County Taxes	1.06
Collection of Taxes	75,200.00	Taxes from Public Utilities	882,093.10	County Library Taxes	
Planning, Housing & Development	52,900.00	Other Miscellaneous Tax Revenues	3,523.43	Local Municipal Purpose Taxes	.70
Human Resources	8,440.64	State Aid Revenues	1,184,096.70	Veteran & Senior Citizen Taxes	.05
Elections	14,700.00	Federal Aid Revenues	423,189.66	Total Taxes for Rate Computation	3.50
General Administration (other)	1,023,728.24	State and Local Fiscal Assistance Act Utilized	646,900.92	Special District Taxes	
JUDICIARY		Sale of Acquired Property		Bank Stock Taxes	29,273.96
Municipal Courts	80,000.00	Other Miscellaneous Revenues	1,506,927.17	Added and Omitted Taxes	109,868.57
PUBLIC SAFETY		Total	21,724,422.39	Total Taxes Levied - ABSTRACT	17,176,522.64
Fire Protection	391,775.00	Prior Years Surplus Appropriated	1,002,881.80	Total Taxes Billed	17,223,939.88
Police Protection	1,900,966.92	REVENUES TOTAL	22,727,304.19	1975 TAXES COLLECTED	15,651,638.75
Civil Defense & Disaster Control	9,000.00	Reserve For Uncollected Taxes	1,304,843.31	1975 Taxes Cancelled, Abated or Adjusted	638,682.76
Environmental Inspection & Control	120,900.00	CAPITAL OUTLAY TOTAL	6,219,601.94	Transfer to Tax Title Liens or Foreclosed	73,097.56
Other Public Safety	23,408.61			Balance Outstanding Dec. 31, 1975	860,520.81
PUBLIC WORKS				PRIOR YEARS TAXES OUTSTANDING	
Streets and Drainage	1,032,145.67	Public Enterprises	350,199.20	Balance January 1, 1975	708,696.52
Sewers and Sewage Processing		Recreation—Culture	2,492.78	Collected in 1975	640,972.04
Garbage and Trash Disposal	91,000.00	Public Works	134,247.44	Cancelled, Abated or Adjusted 1975	7,731.85
Public Buildings and Grounds	470,818.09	Buildings and Grounds	10,097.50	Transfers to Tax Title Liens or Foreclosed	34,319.20
Other Public Works		Library and Education	5,722,565.02	Balance December 31, 1975	25,673.43
HEALTH and WELFARE		Conservation		TAX TITLE LIENS OUTSTANDING	
Health Services Except Environmental	388,600.00	All Other		Balance January 1, 1975	205,031.04
Welfare-Public Assistance	28,100.00	CAPITAL DEBT AUTHORIZED, DECEMBER 31, 1975		Transfer From Taxes	111,017.26
Hospitals, Clinics, First Aid	50,816.45	ISSUED AND UNISSUED		Redeemed in 1975	111,648.09
Animal, Insect, & Rodent Control	12,300.00	School	15,832,000	Cancelled, Abated or Adjusted (1975)	
Other Welfare Services		Self-liquidating	17,517,000	Transfers to Foreclosed Property	
RECREATION and CONSERVATION		Other	6,118,500	Balance December 31, 1975	204,400.21
Beaches and Boardwalks		Total	39,467,500	PROPERTY ACQUIRED BY DEED OR FORECLOSURE	
Parks, Playgrounds, Shade Trees	160,000.00	ISSUED AND OUTSTANDING		Balance January 1, 1975	100,675.00
Land Reclamation & Conservation	1,700.00	School	8,282,000.00	Transfers From Taxes or Liens	
Other Recreational Services	187,400.00	Self-Liquidating	17,427,000.00	Sale for Cash (1975)	
EDUCATION (excluding schools)		Other	4,615,000.00	Cancelled, Abated or Adjusted (1975)	
Libraries	179,400.00	Total	30,324,000.00	Balance December 31, 1975	100,675.00
Other Educational Services		EQUALIZED VALUATION BASIS		CURRENT FINANCES DECEMBER 31, 1975	
STATUTORY EXPENDITURES		FOR NET DEBT COMPUTATION	420,389,722.00	ASSETS	
Pensions & F. I. C. A.	406,700.00	REAL PROPERTY VALUATIONS		Cash Dec. 31, 1975	2,523,055.16
Employee Fringe Benefits	141,000.00	Code Class # of Parcels % VAL'N		Taxes Receivable	886,194.24
Other Statutory Expenditures		1 Vacant Land 2586 4.41	22,576,800.00	Tax Title Liens	204,400.21
CETA And Other Public Employment Programs	439,643.53	2 Residential 11622 62.19	318,300,200.00	Foreclosed Property	100,675.00
MUNICIPAL FUNCTIONS TOTAL	7,476,343.15	3 Farm 1003 2.81	14,363,600.00	Emergencies & Other Deferred Charges	72,200.00
CAPITAL IMPROVEMENTS *MEMO*	25,000.00	4a Commercial 975 20.24	103,593,700.00	State and Federal Aid Receivable	99,358.99
DEBT SERVICE		4b Industrial 116 5.51	28,198,600.00	Other Receivables	10,550.53
Principal Payments	760,000.00	4c Apartments 46 4.84	24,767,200.00	Total	3,896,434.13
Interest Payments	612,999.43	Total	511,800,100.00	LIABILITIES, RESERVES, AND SURPLUS	
TYPE I SCHL DEBT *MEMO	908,493.15	Land Area 69.50 Sq. Miles		Cash Liabilities	1,219,983.98
DEFERRED CHARGES	103,711.00	Net Valuation Taxable-Municipal	524,046,678.00	Reserves for Receivables	1,201,819.98
SCHOOL, COUNTY, SPECIAL DISTRICT TAXES	13,617,412.40	Net Valuation Taxable-County	471,527,039.00	Surplus Dec. 31, 1975	1,474,630.17
RESERVE FOR UNCOLLECTED TAXES	1,304,843.31	State Equalized Valuation	490,569,662.00	Total	3,896,434.13
EXPENDITURES TOTAL	23,875,309.29	State Equalization Ratio	107.24		

1971/3000

* ABOVE DEBT SERVICE INCLUDES TYPE I SCHOOL DEBT

0434

Population 1970 **6,215**
 Population 1975 **7,235**
 S & P Rating **A**
 Moody Rating

General Tax Rate Per \$100. **6.16**
 State Equalized Tax Rate **1.98**

VOORHEES TOWNSHIP — CAMDEN COUNTY

Form of Government:

Township Committee

Number of Members on Governing Body 5

PER CAPITA:

Gross Debt **1,635.07**
 Net Debt **69.55**
 Debt Service **6.04**
 Total Tax Levy **701.60**
 Municipal Expenditures **173.28**

PER CENT:

Gross Debt **7.17**
 Net Debt **.30**
 Tax Levy Collected **94.03**
 Tax Levy Cancelled, Abated or Adjusted **1.28**

EXPENDITURES		REVENUES-REALIZED		1975 PROPERTY TAX	
GENERAL GOVERNMENT				STATE EQUALIZED TAX RATE 1.98	
Governing Body & Public Boards	625.00	1975 Property Taxes Collected	4,780,294.42	Local District School Taxes	1,508,542.00
Municipal Clerk		1975 Payments in Lieu of Taxes		Regional & Consolidated School Tax	875,208.77
Financial Administration	16,665.00	Delinquent Tax & Lien Collections	173,665.33	School Taxes in Municipal Budget	
Assessment of Taxes	15,702.00	Business Personalty Replacement Taxes	64,015.34	County Taxes	1,861,310.29
Collection of Taxes	23,315.04	Taxes from Public Utilities	233,387.51	County Library Taxes	43,015.56
Planning, Housing & Development	26,255.86	Other Miscellaneous Tax Revenues		Local Municipal Purpose Taxes	347,123.97
Human Resources	1,500.00	State Aid Revenues	19,313.00	Veteran & Senior Citizen Taxes	34,460.00
Elections	2,113.00	Federal Aid Revenues	40,437.78	Total Taxes for Rate Computation	4,669,660.59
General Administration (other)	109,877.22	State and Local Fiscal Assistance Act Utilized	108,274.88	Special District Taxes	141,115.89
JUDICIARY		Sale of Acquired Property	13,759.07	Bank Stock Taxes	7,876.03
Municipal Courts	18,347.00	Other Miscellaneous Revenues	155,906.47	Added and Omitted Taxes	291,878.10
PUBLIC SAFETY		Total	5,589,053.80	Total Taxes Levied - ABSTRACT	5,076,070.61
Fire Protection		Prior Years Surplus Appropriated	225,000.00	Total Taxes Billed	5,083,712.67
Police Protection	276,440.00	REVENUES TOTAL	5,814,053.80	1975 TAXES COLLECTED	4,780,294.42
Civil Defense & Disaster Control	50.00	Reserve For Uncollected Taxes	285,609.30	1975 Taxes Cancelled, Abated or Adjusted	64,898.30
Environmental Inspection & Control	5,897.88	CAPITAL OUTLAY TOTAL	146,417.81	Transfer to Tax Title Liens or Foreclosed	
Other Public Safety		Public Enterprises	49,772.90	Balance Outstanding Dec. 31, 1975	238,519.95
PUBLIC WORKS		Recreation—Culture		PRIOR YEARS TAXES OUTSTANDING	
Streets and Drainage	165,846.00	Public Works	67,427.77	Balance January 1, 1975	97,433.91
Sewers and Sewage Processing		Buildings and Grounds	27,296.40	Collected in 1975	97,160.89
Garbage and Trash Disposal	46,330.00	Library and Education	1,920.74	Cancelled, Abated or Adjusted 1975	245.18
Public Buildings and Grounds	32,603.00	Conservation		Transfers to Tax Title Liens or Foreclosed	
Other Public Works		All Other		Balance December 31, 1975	27.84
HEALTH and WELFARE		CAPITAL DEBT AUTHORIZED, DECEMBER 31, 1975		TAX TITLE LIENS OUTSTANDING	
Health Services Except Environmental	2,275.24	ISSUED AND UNISSUED		Balance January 1, 1975	81,649.92
Welfare-Public Assistance	3,600.00	School	6,881,600	Transfer From Taxes	
Hospitals, Clinics, First Aid		Self-liquidating	4,660,000	Redeemed in 1975	76,504.44
Animal, Insect, & Rodent Control		Other	288,150	Cancelled, Abated or Adjusted (1975)	
Other Welfare Services		Total	11,829,750	Transfers to Foreclosed Property	
RECREATION and CONSERVATION		ISSUED AND OUTSTANDING		Balance December 31, 1975	5,145.48
Beaches and Boardwalks		School	6,881,600.00	PROPERTY ACQUIRED BY DEED OR	
Parks, Playgrounds, Shade Trees	18,678.62	Self-Liquidating	1,806,000.00	FORECLOSURE	
Land Reclamation & Conservation		Other	288,150.00	Balance January 1, 1975	31,999.07
Other Recreational Services	1,850.00	Total	8,975,750.00	Transfers From Taxes or Liens	
EDUCATION (excluding schools)		EQUALIZED VALUATION BASIS		Sale for Cash (1975)	13,759.07
Libraries		FOR NET DEBT COMPUTATION	165,070,421.00	Cancelled, Abated or Adjusted (1975)	
Other Educational Services		REAL PROPERTY VALUATIONS		Balance December 31, 1975	18,240.00
STATUTORY EXPENDITURES		Code Class # of Parcels % VAL'N		CURRENT FINANCES DECEMBER 31, 1975	
Pensions & F. I. C. A.	49,970.00	ASSESSED VALUATION		ASSETS	
Employee Fringe Benefits	15,323.14	1 Vacant Land 681 3.76	2,829,650.00	Cash Dec. 31, 1975	1,230,714.44
Other Statutory Expenditures		2 Residential 1790 38.16	28,717,550.00	Taxes Receivable	238,547.79
CETA And Other Public Employment Programs	34,279.68	3 Farm 62 .93	706,550.00	Tax Title Liens	5,145.48
MUNICIPAL FUNCTIONS TOTAL	867,543.68	4a Commercial 138 40.08	30,162,000.00	Foreclosed Property	18,240.00
CAPITAL IMPROVEMENTS * MEMO *	25,000.00	4b Industrial 26 2.43	1,828,850.00	Emergencies & Other Deferred Charges	46,614.77
DEBT SERVICE		4c Apartments 14 14.63	11,007,250.00	State and Federal Aid Receivable	28,500.00
Principal Payments	38,000.00	Total 2711	75,251,850.00	Other Receivables	43,222.90
Interest Payments	5,700.00	Land Area 11.61 Sq. Miles		Total	1,610,985.38
DEFERRED CHARGES	56,860.72	Net Valuation Taxable-Municipal	75,811,335.00	LIABILITIES, RESERVES, AND SURPLUS	
SCHOOL, COUNTY, SPECIAL DISTRICT TAXES	4,429,192.51	Net Valuation Taxable-County	171,696,472.00	Cash Liabilities	732,262.88
RESERVE FOR UNCOLLECTED TAXES	285,609.30	State Equalized Valuation	233,537,349.00	Reserves for Receivables	305,156.17
EXPENDITURES TOTAL	5,682,906.21	State Equalization Ratio	32.30	Surplus Dec. 31, 1975	573,566.33
				Total	1,610,985.38

0264

Population 1970 12,345
 Population 1975 12,725
 S & P Rating
 Moody Rating BAA-1

General Tax Rate Per \$100. 5.67
 State Equalized Tax Rate 3.66

WALDWICK BOROUGH — BERGEN COUNTY

Form of Government:

Borough Council

Number of Members on Governing Body 6

PER CAPITA:

Gross Debt 571.06
 Net Debt 387.08
 Debt Service 39.67
 Total Tax Levy 441.99
 Municipal Expenditures 183.54

PER CENT:

Gross Debt 5.33
 Net Debt 3.61
 Tax Levy Collected 98.05
 Tax Levy Cancelled, Abated or Adjusted .07

EXPENDITURES		REVENUES-REALIZED		1975 PROPERTY TAX	
GENERAL GOVERNMENT				STATE EQUALIZED TAX RATE	
Governing Body & Public Boards	3,060.00	1975 Property Taxes Collected	5,523,427.99	Local District School Taxes	2.58
Municipal Clerk		1975 Payments in Lieu of Taxes		Regional & Consolidated School Tax	
Financial Administration	4,900.00	Delinquent Tax & Lien Collections	73,228.27	School Taxes in Municipal Budget	
Assessment of Taxes	36,950.00	Business Personalty Replacement Taxes	61,634.15	County Taxes	.35
Collection of Taxes	24,550.00	Taxes from Public Utilities	636,993.93	County Library Taxes	
Planning, Housing & Development	8,160.00	Other Miscellaneous Tax Revenues		Local Municipal Purpose Taxes	.69
Human Resources	9,235.00	State Aid Revenues	2,860.69	Veteran & Senior Citizen Taxes	.05
Elections	1,300.00	Federal Aid Revenues	59,376.19	Total Taxes for Rate Computation	3.67
General Administration (other)	123,675.00	State and Local Fiscal Assistance Act Utilized	115,624.01	Special District Taxes	
JUDICIARY		Sale of Acquired Property	25,400.00	Bank Stock Taxes	4,557.48
Municipal Courts	8,350.00	Other Miscellaneous Revenues	108,557.16	Added and Omitted Taxes	62,477.67
PUBLIC SAFETY		Total	6,607,102.39	Total Taxes Levied - ABSTRACT	5,624,317.92
Fire Protection	43,830.00	Prior Years Surplus Appropriated	375,000.00	Total Taxes Billed	5,633,174.20
Police Protection	365,500.00	REVENUES TOTAL	6,982,102.39	1975 TAXES COLLECTED	5,523,427.99
Civil Defense & Disaster Control	100.00	Reserve For Uncollected Taxes	161,383.43	1975 Taxes Cancelled, Abated or Adjusted	4,006.28
Environmental Inspection & Control	5,575.00	CAPITAL OUTLAY TOTAL	148,644.43	Transfer to Tax Title Liens or Foreclosed	8,828.19
Other Public Safety				Balance Outstanding Dec. 31, 1975	96,911.74
PUBLIC WORKS				PRIOR YEARS TAXES OUTSTANDING	
Streets and Drainage	183,200.00	Public Enterprises	33,170.95	Balance January 1, 1975	80,136.33
Sewers and Sewage Processing	204,248.00	Recreation—Culture	43,842.16	Collected in 1975	73,126.67
Garbage and Trash Disposal	185,120.00	Public Works	35,732.68	Cancelled, Abated or Adjusted 1975	
Public Buildings and Grounds	101,606.00	Buildings and Grounds	35,898.64	Transfers to Tax Title Liens or Foreclosed	4,968.16
Other Public Works		Library and Education		Balance December 31, 1975	2,041.50
HEALTH and WELFARE		Conservation		TAX TITLE LIENS OUTSTANDING	
Health Services Except Environmental	40,575.00	All Other		Balance January 1, 1975	3,485.96
Welfare-Public Assistance	2,000.00	CAPITAL DEBT AUTHORIZED, DECEMBER 31, 1975		Transfer From Taxes	14,582.63
Hospitals, Clinics, First Aid		ISSUED AND UNISSUED		Redeemed in 1975	101.60
Animal, Insect, & Rodent Control	400.00	School	2,224,000	Cancelled, Abated or Adjusted (1975)	947.76
Other Welfare Services		Self-Liquidating	117,147	Transfers to Foreclosed Property	
RECREATION and CONSERVATION		Other	4,925,537	Balance December 31, 1975	17,019.23
Beaches and Boardwalks		Total	7,266,684	PROPERTY ACQUIRED BY DEED OR	
Parks, Playgrounds, Shade Trees	62,800.00			FORECLOSURE	
Land Reclamation & Conservation	43,268.28	ISSUED AND OUTSTANDING		Balance January 1, 1975	42,760.00
Other Recreational Services	1,500.00	School	2,224,000.00	Transfers From Taxes or Liens	
EDUCATION (excluding schools)		Self-Liquidating	4,209,000.00	Sale for Cash (1975)	25,400.00
Libraries	70,500.00	Other	6,433,000.00	Cancelled, Abated or Adjusted (1975)	3,750.00
Other Educational Services		Total		Balance December 31, 1975	13,610.00
STATUTORY EXPENDITURES		EQUALIZED VALUATION BASIS		CURRENT FINANCES DECEMBER 31, 1975	
Pensions & F. I. C. A.	76,944.94	FOR NET DEBT COMPUTATION	136,337,607.00	ASSETS	
Employee Fringe Benefits	19,780.00	REAL PROPERTY VALUATIONS		Cash Dec. 31, 1975	528,347.83
Other Statutory Expenditures		Code Class # of Parcels % VAL'N		Taxes Receivable	98,953.24
CETA And Other Public Employment Programs	16,704.18	1 Vacant Land 299 1.93	1,908,200.00	Tax Title Liens	17,019.23
MUNICIPAL FUNCTIONS TOTAL	1,643,831.40	2 Residential 2990 86.70	85,869,500.00	Foreclosed Property	13,610.00
CAPITAL IMPROVEMENTS *MEMO*	55,000.00	3 Farm 8 .07	72,800.00	Emergencies & Other Deferred Charges	30,000.00
DEBT SERVICE		4a Commercial 91 6.82	6,752,000.00	State and Federal Aid Receivable	47,158.83
Principal Payments	215,000.00	4b Industrial 20 4.48	4,439,300.00	Other Receivables	841.00
Interest Payments	289,812.50	4c Apartments		Total	735,930.13
DEFERRED CHARGES	25,479.99	Total 3408	99,041,800.00	LIABILITIES, RESERVES, AND SURPLUS	
SCHOOL, COUNTY, SPECIAL DISTRICT TAXES	4,502,392.55	Land Area 2.40 Sq. Miles		Cash Liabilities	144,670.02
RESERVE FOR UNCOLLECTED TAXES	161,383.43	Net Valuation Taxable-Municipal	99,479,560.00	Reserves for Receivables	130,423.47
EXPENDITURES TOTAL	6,837,899.87	Net Valuation Taxable-County	139,750,087.00	Surplus Dec. 31, 1975	460,836.64
		State Equalized Valuation	153,549,194.00	Total	735,930.13
		State Equalization Ratio	64.70		

1352

Population 1970 **16,535**
 Population 1975 **17,205**
 S & P Rating
 Moody Rating **BAA**

General Tax Rate Per \$100. **4.12**
 State Equalized Tax Rate **2.56**

WALL TOWNSHIP — MONMOUTH COUNTY

Form of Government:

Township Committee

Number of Members on Governing Body **5**

PER CAPITA:

Gross Debt **606.37**
 Net Debt **84.59**
 Debt/Service **2.29**
 Total Tax Levy **449.47**
 Municipal Expenditures **213.96**

PER CENT:

Gross Debt **4.02**
 Net Debt **.56**
 Tax Levy Collected **94.07**
 Tax Levy Cancelled, Abated or Adjusted **.16**

EXPENDITURES		REVENUES-REALIZED		1975 PROPERTY TAX	
GENERAL GOVERNMENT				STATE EQUALIZED TAX RATE 1.65	
Governing Body & Public Boards		1975 Property Taxes Collected	7,274,356.88	Local District School Taxes	4,952,300.00
Municipal Clerk		1975 Payments in Lieu of Taxes		Regional & Consolidated School Tax	
Financial Administration	33,600.00	Delinquent Tax & Lien Collections	369,874.26	School Taxes in Municipal Budget	
Assessment of Taxes	54,900.00	Business Personalty Replacement Taxes	135,514.49	County Taxes	1,707,461.97
Collection of Taxes	42,950.00	Taxes from Public Utilities	823,703.71	County Library Taxes	60,450.41
Planning, Housing & Development	52,258.05	Other Miscellaneous Tax Revenues		Local Municipal Purpose Taxes	841,087.24
Human Resources	1,000.00	State Aid Revenues	12,310.54	Veteran & Senior Citizen Taxes	118,450.00
Elections	4,000.00	Federal Aid Revenues	34,837.18	Total Taxes for Rate Computation	7,679,749.62
General Administration (other)	263,500.00	State and Local Fiscal Assistance Act Utilized	281,722.87	Special District Taxes	79,670.00
JUDICIARY		Sale of Acquired Property	5,275.00	Bank Stock Taxes	11,712.76
Municipal Courts	37,200.00	Other Miscellaneous Revenues	437,044.70	Added and Omitted Taxes	80,420.88
PUBLIC SAFETY		Total	9,374,639.63	Total Taxes Levied - ABSTRACT	7,733,103.26
Fire Protection	3,500.00	Prior Years Surplus Appropriated	1,180,399.00	Total Taxes Billed	7,733,103.26
Police Protection	920,300.00	REVENUES TOTAL	10,555,038.63	1975 TAXES COLLECTED	7,274,356.88
Civil Defense & Disaster Control	2,000.00	Reserve For Uncollected Taxes	636,583.13	1975 Taxes Cancelled, Abated or Adjusted	12,077.04
Environmental Inspection & Control	41,100.00	CAPITAL OUTLAY TOTAL	555,081.17	Transfer to Tax Title Liens or Foreclosed	101,501.08
Other Public Safety		Public Enterprises	90,628.75	Balance Outstanding Dec. 31, 1975	345,168.26
PUBLIC WORKS		Recreation—Culture	7,428.27	PRIOR YEARS TAXES OUTSTANDING	
Streets and Drainage	440,000.00	Public Works		Balance January 1, 1975	434,049.98
Sewers and Sewage Processing	202,600.00	Buildings and Grounds	457,024.15	Collected in 1975	341,050.20
Public Buildings and Grounds	82,700.00	Library and Education		Cancelled, Abated or Adjusted 1975	3,240.25
Other Public Works		Conservation		Transfers to Tax Title Liens or Foreclosed	76,135.95
HEALTH and WELFARE		All Other		Balance December 31, 1975	13,623.58
Health Services Except Environmental	29,100.00	CAPITAL DEBT AUTHORIZED, DECEMBER 31, 1975		TAX TITLE LIENS OUTSTANDING	
Welfare-Public Assistance	7,580.00	ISSUED AND UNISSUED GROSS DEBT		Balance January 1, 1975	57,291.72
Hospitals, Clinics, First Aid		School	2,769,605	Transfer From Taxes	189,000.73
Animal, Insect, & Rodent Control	1,000.00	Self-liquidating	6,207,634	Redeemed in 1975	28,824.06
Other Welfare Services		Other	1,455,380	Cancelled, Abated or Adjusted (1975)	
RECREATION and CONSERVATION		Total	10,432,619	Transfers to Foreclosed Property	
Beaches and Boardwalks		ISSUED AND OUTSTANDING		Balance December 31, 1975	217,468.39
Parks, Playgrounds, Shade Trees	85,065.00	School	2,610,000.00	PROPERTY ACQUIRED BY DEED OR	
Land Reclamation & Conservation		Self-Liquidating	1,016,000.00	FORECLOSURE	
Other Recreational Services	2,000.00	Other	664,000.00	Balance January 1, 1975	224,025.00
EDUCATION (excluding schools)		Total	4,290,000.00	Transfers From Taxes or Liens	
Libraries	22,000.00	EQUALIZED VALUATION BASIS		Sale for Cash (1975)	5,275.00
Other Educational Services		FOR NET DEBT COMPUTATION	259,491,035.33	Cancelled, Abated or Adjusted (1975)	
STATUTORY EXPENDITURES		REAL PROPERTY VALUATIONS		Balance December 31, 1975	218,750.00
Pensions & F. I. C. A.	126,500.00	Code Class # of Parcels % VAL'N		CURRENT FINANCES DECEMBER 31, 1975	
Employee Fringe Benefits	65,000.00	1 Vacant Land 1169 8.26	15,295,800.00	ASSETS	
Other Statutory Expenditures		2 Residential 5239 64.93	120,235,600.00	Cash Dec. 31, 1975	3,380,296.66
CETA And Other Public Employment Programs	52,000.00	3 Farm 219 2.46	4,558,900.00	Taxes Receivable	358,791.84
MUNICIPAL FUNCTIONS TOTAL	2,571,853.05	4a Commercial 316 15.03	27,824,900.00	Tax Title Liens	217,464.39
CAPITAL IMPROVEMENTS *MEMO*	7,500.00	4b Industrial 45 5.90	10,926,200.00	Foreclosed Property	218,750.00
DEBT SERVICE		4c Apartments 6 3.42	6,336,400.00	Emergencies & Other Deferred Charges	7,458.05
Principal Payments	20,000.00	Total 6994	185,177,800.00	State and Federal Aid Receivable	48,680.10
Interest Payments	19,400.00	Land Area 31.01 Sq. Miles		Other Receivables	7,603.90
DEFERRED CHARGES	433,422.87	Net Valuation Taxable-Municipal	186,424,157.00	Total	4,239,044.94
SCHOOL, COUNTY, SPECIAL DISTRICT TAXES	6,799,882.38	Net Valuation Taxable-County	274,276,335.00	LIABILITIES, RESERVES, AND SURPLUS	
RESERVE FOR UNCOLLECTED TAXES	636,583.13	State Equalized Valuation	298,768,529.00	Cash Liabilities	2,389,485.43
EXPENDITURES TOTAL	10,481,141.43	State Equalization Ratio	62.24	Reserves for Receivables	802,610.13
				Surplus Dec. 31, 1975	1,046,949.38
				Total	4,239,044.94

0265

Population 1970 10,300
 Population 1975 10,880
 S & P Rating
 Moody Rating BAA-1

General Tax Rate Per \$100. 1.90
 State Equalized Tax Rate 2.06

WALLINGTON BOROUGH — BERGEN COUNTY

Form of Government:
 Borough Council
 Number of Members on Governing Body 6

PER CAPITA: 217.95
 Gross Debt 84.47
 Net Debt 7.21
 Debt Service 249.05
 Total Tax Levy 131.31
 Municipal Expenditures

PER CENT: 1.91
 Gross Debt .74
 Net Debt 95.51
 Tax Levy Collected
 Tax Levy Cancelled, Abated or Adjusted 2.18

EXPENDITURES		REVENUES-REALIZED		1975 PROPERTY TAX	
GENERAL GOVERNMENT				STATE EQUALIZED TAX RATE	
Governing Body & Public Boards				Local District School Taxes	1.12 1,490,982.50
Municipal Clerk				Regional & Consolidated School Tax	
Financial Administration	14,300.00	1975 Property Taxes Collected	2,597,174.08	School Taxes in Municipal Budget	
Assessment of Taxes	8,963.00	1975 Payments in Lieu of Taxes	50,369.15	County Taxes	.38 501,128.70
Collection of Taxes	26,535.00	Delinquent Tax & Lien Collections	91,078.39	County Library Taxes	
Planning, Housing & Development	1,600.00	Business Personalty Replacement Taxes	150,859.69	Local Municipal Purpose Taxes	.52 690,985.72
Human Resources		Taxes from Public Utilities		Veteran & Senior Citizen Taxes	.05 64,770.00
Elections	995.00	Other Miscellaneous Tax Revenues	3,083.50	Total Taxes for Rate Computation	2.07 2,747,866.92
General Administration (other)	99,716.00	State Aid Revenues	246,940.50	Special District Taxes	
JUDICIARY		Federal Aid Revenues	62,901.88	Bank Stock Taxes	8,941.96
Municipal Courts	8,423.00	State and Local Fiscal Assistance Act Utilized		Add'd and Omitted Taxes	17,626.48
PUBLIC SAFETY		Sale of Acquired Property	86,941.36	Total Taxes Levied - ABSTRACT	2,709,665.36
Fire Protection	51,670.00	Other Miscellaneous Revenues	3,289,348.55	Total Taxes Billed	2,719,305.18
Police Protection	316,034.70	Total	80,000.00	1975 TAXES COLLECTED	2,597,174.08
Civil Defense & Disaster Control		Prior Years Surplus Appropriated	3,369,348.55	1975 Taxes Cancelled, Abated or Adjusted	59,226.47
Environmental Inspection & Control	3,700.00	REVENUES TOTAL	62,432.44	Transfer to Tax Title Liens or Foreclosed	2,527.00
Other Public Safety		Reserve For Uncollected Taxes	107,838.63	Balance Outstanding Dec. 31, 1975	60,377.63
PUBLIC WORKS		CAPITAL OUTLAY TOTAL		PRIOR YEARS TAXES OUTSTANDING	
Streets and Drainage	149,203.00	Public Enterprises	3,787.00	Balance January 1, 1975	54,215.26
Sewers and Sewage Processing	45,832.16	Recreation—Culture	62.19	Collected in 1975	50,369.15
Garbage and Trash Disposal	99,876.00	Public Works	70,630.18	Cancelled, Abated or Adjusted 1975	
Public Buildings and Grounds	34,952.00	Buildings and Grounds	33,359.26	Transfers to Tax Title Liens or Foreclosed	
Other Public Works		Library and Education		Balance December 31, 1975	3,846.11
HEALTH and WELFARE		Conservation		TAX TITLE LIENS OUTSTANDING	
Health Services Except Environmental	19,500.00	All Other		Balance January 1, 1975	8,007.63
Welfare-Public Assistance	4,050.00			Transfer From Taxes	2,527.00
Hospitals, Clinics, First Aid				Redeemed in 1975	
Animal, Insect, & Rodent Control				Cancelled, Abated or Adjusted (1975)	
Other Welfare Services	700.00			Transfers to Foreclosed Property	
RECREATION and CONSERVATION				Balance December 31, 1975	10,534.63
Beaches and Boardwalks	4,500.00			PROPERTY ACQUIRED BY DEED OR	
Parks, Playgrounds, Shade Trees				FORECLOSURE	
Land Reclamation & Conservation	19,077.30			Balance January 1, 1975	13,950.00
Other Recreational Services				Transfers From Taxes or Liens	
EDUCATION (excluding schools)				Sale for Cash (1975)	
Libraries	30,000.00			Cancelled, Abated or Adjusted (1975)	
Other Educational Services				Balance December 31, 1975	13,950.00
STATUTORY EXPENDITURES				CURRENT FINANCES, DECEMBER 31, 1975	
Pensions & F. I. C. A.	62,422.99			ASSETS	
Employee Fringe Benefits	17,050.00			Cash Dec. 31, 1975	105,459.38
Other Statutory Expenditures				Taxes Receivable	64,223.74
CETA And Other Public Employment Programs	256,776.20			Tax Title Liens	10,534.63
MUNICIPAL FUNCTIONS TOTAL	1,275,876.35			Foreclosed Property	13,950.00
CAPITAL IMPROVEMENTS *MEMO*	7,000.00			Emergencies & Other Deferred Charges	65,439.50
DEBT SERVICE				State and Federal Aid Receivable	3,346.72
Principal Payments	64,000.00			Other Receivables	34,316.78
Interest Payments	14,479.75			Total	297,270.75
DEFERRED CHARGES	11,900.00			LIABILITIES, RESERVES, AND SURPLUS	
SCHOOL, COUNTY, SPECIAL DISTRICT TAXES	1,992,111.20			Cash Liabilities	168,526.32
RESERVE FOR UNCOLLECTED TAXES	62,432.44			Reserves for Receivables	123,025.15
EXPENDITURES TOTAL	3,420,799.74			Surplus Dec. 31, 1975	5,719.28
				Total	297,270.75

1923

Population 1970 **385**
 Population 1975 **390**
 S & P Rating
 Moody Rating

General Tax Rate Per \$100. **5.56**
 State Equalized Tax Rate **2.11**

WALPACK TOWNSHIP — SUSSEX COUNTY
Form of Government:
Township Committee
Number of Members on Governing Body 3

PER CAPITA: **441.07** PER CENT: **3.51**
 Gross Debt
 Net Debt
 Debt Service
 Total Tax Levy **183.94**
 Municipal Expenditures **209.84**
 Gross Debt **3.51**
 Net Debt
 Tax Levy Collected **78.85**
 Tax Levy Cancelled, Abated or Adjusted

EXPENDITURES		REVENUES-REALIZED		1975 PROPERTY TAX	
GENERAL GOVERNMENT				STATE EQUALIZED TAX RATE	
Governing Body & Public Boards		1975 Property Taxes Collected	56,564.53	Local District School Taxes	.67 23,055.43
Municipal Clerk	2,500.00	1975 Payments in Lieu of Taxes		Regional & Consolidated School Tax	.96 32,933.38
Financial Administration		Delinquent Tax & Lien Collections	10,774.29	School Taxes in Municipal Budget	
Assessment of Taxes	100.00	Business Personalty Replacement Taxes	2,378.56	County Taxes	.41 13,993.42
Collection of Taxes		Taxes from Public Utilities	31,047.61	County Library Taxes	.02 643.91
Planning, Housing & Development		Other Miscellaneous Tax Revenues		Local Municipal Purpose Taxes	
Human Resources		State Aid Revenues	5,722.50	Veteran & Senior Citizen Taxes	.04 1,520.00
Elections		Federal Aid Revenues		Total Taxes for Rate Computation	2.10 72,146.14
General Administration (other)	8,665.85	State and Local Fiscal Assistance Act Utilized	14,166.02	Special District Taxes	
JUDICIARY		Sale of Acquired Property		Bank Stock Taxes	
Municipal Courts		Other Miscellaneous Revenues	16,754.01	Added and Omitted Taxes	1,112.00
PUBLIC SAFETY		Total	137,407.52	Total Taxes Levied - ABSTRACT	71,738.14
Fire Protection		Prior Years Surplus Appropriated	30,000.00	Total Taxes Billed	71,738.14
Police Protection		REVENUES TOTAL	167,407.52	1975 TAXES COLLECTED	56,564.53
Civil Defense & Disaster Control		Reserve For Uncollected Taxes	44,038.19	1975 Taxes Cancelled, Abated or Adjusted	
Environmental Inspection & Control				Transfer to Tax Title Liens or Foreclosed	
Other Public Safety				Balance Outstanding Dec. 31, 1975	15,173.61
PUBLIC WORKS		CAPITAL OUTLAY TOTAL		PRIOR YEARS TAXES OUTSTANDING	
Streets and Drainage	21,666.02	Public Enterprises		Balance January 1, 1975	29,663.22
Sewers and Sewage Processing		Recreation—Culture		Collected in 1975	10,176.90
Garbage and Trash Disposal	595.30	Public Works		Cancelled, Abated or Adjusted 1975	
Public Buildings and Grounds		Buildings and Grounds		Transfers to Tax Title Liens or Foreclosed	
Other Public Works		Library and Education		Balance December 31, 1975	19,486.32
HEALTH and WELFARE		Conservation		TAX TITLE LIENS OUTSTANDING	
Health Services Except Environmental	25.00	All Other		Balance January 1, 1975	13,000.00
Welfare-Public Assistance		CAPITAL DEBT AUTHORIZED, DECEMBER 31, 1975		Transfer From Taxes	
Hospitals, Clinics, First Aid		ISSUED AND UNISSUED GROSS DEBT		Redeemed in 1975	597.39
Animal, Insect, & Rodent Control		School	172,019	Cancelled, Abated or Adjusted (1975)	
Other Welfare Services		Self-liquidating		Transfers to Foreclosed Property	
RECREATION and CONSERVATION		Other		Balance December 31, 1975	12,402.61
Beaches and Boardwalks		Total	172,019	PROPERTY ACQUIRED BY DEED OR	
Parks, Playgrounds, Shade Trees				FORECLOSURE	
Land Reclamation & Conservation		ISSUED AND OUTSTANDING		Balance January 1, 1975	3,100.00
Other Recreational Services		School	172,019.00	Transfers From Taxes or Liens	
EDUCATION (excluding schools)		Self-liquidating		Sale for Cash (1975)	
Libraries		Other		Cancelled, Abated or Adjusted (1975)	
Other Educational Services		Total	172,019.00	Balance December 31, 1975	3,100.00
STATUTORY EXPENDITURES		EQUALIZED VALUATION BASIS		CURRENT FINANCES DECEMBER 31, 1975	
Pensions & F. I. C. A.	1,000.00	FOR NET DEBT COMPUTATION	4,904,402.00	ASSETS	
Employee Fringe Benefits		REAL PROPERTY VALUATIONS		Cash Dec. 31, 1975	137,498.21
Other Statutory Expenditures		Code Class # of Parcels % VAL'N		Taxes Receivable	34,659.93
CETA And Other Public Employment Programs		1 Vacant Land 329 29.34	373,120.00	Tax Title Liens	12,402.66
MUNICIPAL FUNCTIONS	34,552.17	2 Residential 77 45.76	581,850.00	Foreclosed Property	3,100.00
CAPITAL IMPROVEMENTS		3 Farm 6 14.11	179,410.00	Emergencies & Other Deferred Charges	
DEBT SERVICE		4a Commercial 6 10.79	137,140.00	State and Federal Aid Receivable	1,508.83
Principal Payments		4b Industrial		Other Receivables	
Interest Payments		4c Apartments		Total	189,169.63
DEFERRED CHARGES	3,246.07	Total 418	1,271,520.00	LIABILITIES, RESERVES, AND SURPLUS	
SCHOOL, COUNTY, SPECIAL DISTRICT TAXES	70,626.14	Land Area 24.10 Sq. Miles		Cash Liabilities	56,634.43
RESERVE FOR UNCOLLECTED TAXES	44,038.19	Net Valuation Taxable-Municipal	1,299,748.00	Reserves for Receivables	50,162.59
EXPENDITURES TOTAL	152,462.57	Net Valuation Taxable-County	2,051,121.00	Surplus Dec. 31, 1975	82,372.41
		State Equalized Valuation	3,373,453.00	Total	189,169.63
		State Equalization Ratio	38.01		

1613

Population 1970 8,700
 Population 1975 9,605
 S & P Rating
 Moody Rating

General Tax Rate Per \$100. 5.47
 State Equalized Tax Rate 3.79

WANAQUE BOROUGH — PASSAIC COUNTY

Form of Government:
 Borough Council
 Number of Members on Governing Body, 6

PER CAPITA: 667.03
 Gross Debt 49.28
 Net Debt 4.90
 Debt Service 438.86
 Total Tax Levy 156.01
 Municipal Expenditures

PER CENT: 6.52
 Gross Debt .48
 Net Debt 95.74
 Tax Levy Collected
 Tax Levy Cancelled, Abated or Adjusted .54

EXPENDITURES		REVENUES-REALIZED		1975 PROPERTY TAX	
GENERAL GOVERNMENT				STATE EQUALIZED TAX RATE	
Governing Body & Public Boards		1975 Property Taxes Collected	4,059,071.30	Local District School Taxes	1.65
Municipal Clerk		1975 Payments in Lieu of Taxes		Regional & Consolidated School Tax	.91
Financial Administration	35,605.00	Delinquent Tax & Lien Collections	115,693.91	School Taxes in Municipal Budget	
Assessment of Taxes	18,570.00	Business Personalty Replacement Taxes	90,841.09	County Taxes	.58
Collection of Taxes	20,323.00	Taxes from Public Utilities	172,897.54	County Library Taxes	
Planning, Housing & Development	8,465.00	Other Miscellaneous Tax Revenues		Local Municipal Purpose Taxes	.60
Human Resources	200.00	State Aid Revenues	27,792.78	Veteran & Senior Citizen Taxes	.05
Elections	3,400.00	Federal Aid Revenues	59,465.34	Total Taxes for Rate Computation	3.79
General Administration (other)	141,262.71	State and Local Fiscal Assistance Act Utilized	93,457.88	Special District Taxes	
JUDICIARY		State and Local Fiscal Assistance Act Utilized		Bank Stock Taxes	3,712.47
Municipal Courts	11,550.00	Sale of Acquired Property		Added and Omitted Taxes	34,620.76
PUBLIC SAFETY		Other Miscellaneous Revenues	220,977.79	Total Taxes Levied - ABSTRACT	4,215,220.92
Fire Protection	29,767.80	Total	4,840,197.63	Total Taxes Billed	4,239,575.59
Police Protection	307,714.00	Prior Years Surplus Appropriated	85,000.00	1975 TAXES COLLECTED	4,059,071.30
Civil Defense & Disaster Control	1,075.00	REVENUES TOTAL	4,925,197.63	1975 Taxes Cancelled, Abated or Adjusted	22,829.32
Environmental Inspection & Control	14,388.00	Reserve For Uncollected Taxes	240,027.64	Transfer to Tax Title Liens or Foreclosed	27,329.31
Other Public Safety		CAPITAL OUTLAY TOTAL	343,779.29	Balance Outstanding Dec. 31, 1975	130,345.66
PUBLIC WORKS				PRIOR YEARS TAXES OUTSTANDING	
Streets and Drainage	143,189.00	Public Enterprises	265,023.52	Balance January 1, 1975	158,255.61
Sewers and Sewage Processing		Recreation—Culture	25,359.50	Collected in 1975	114,161.02
Garbage and Trash Disposal	122,885.00	Public Works	8,654.23	Cancelled, Abated or Adjusted 1975	
Public Buildings and Grounds	23,577.88	Buildings and Grounds	44,742.04	Transfers to Tax Title Liens or Foreclosed	2,290.21
Other Public Works		Library and Education		Balance December 31, 1975	41,804.38
HEALTH and WELFARE		Conservation		TAX TITLE LIENS OUTSTANDING	
Health Services Except Environmental	36,700.00	All Other		Balance January 1, 1975	105,694.47
Welfare-Public Assistance	1,910.00	CAPITAL DEBT AUTHORIZED, DECEMBER 31, 1975		Transfer From Taxes	29,869.21
Hospitals, Clinics, First Aid	2,500.00	ISSUED AND UNISSUED		Redeemed in 1975	1,532.89
Animal, Insect, & Rodent Control		School	5,240,423	Cancelled, Abated or Adjusted (1975)	
Other Welfare Services		Self-liquidating	821,335	Transfers to Foreclosed Property	
RECREATION and CONSERVATION		Other	345,075	Balance December 31, 1975	134,030.79
Beaches and Boardwalks		Total	6,406,833	PROPERTY ACQUIRED BY DEED OR	
Parks, Playgrounds, Shade Trees	30,270.00	ISSUED AND OUTSTANDING		FORECLOSURE	
Land Reclamation & Conservation		School	5,240,423.00	Balance January 1, 1975	144,265.00
Other Recreational Services	975.00	Self-Liquidating	310,335.00	Transfers From Taxes or Liens	
EDUCATION (excluding schools)		Other	322,500.00	Sale for Cash (1975)	
Libraries	51,640.00	Total	5,873,258.00	Cancelled, Abated or Adjusted (1975)	
Other Educational Services		EQUALIZED VALUATION BASIS		Balance December 31, 1975	144,265.00
STATUTORY EXPENDITURES		FOR NET DEBT COMPUTATION	98,223,397.00	CURRENT FINANCES DECEMBER 31, 1975	
Pensions & F. I. C. A.	49,738.29	REAL PROPERTY VALUATIONS		ASSETS	
Employee Fringe Benefits	20,000.00	Code Class # of Parcels % VAL'N		Cash Dec. 31, 1975	680,817.46
Other Statutory Expenditures		1 Vacant Land 394 8.70	6,674,900.00	Taxes Receivable	172,150.04
CETA And Other Public Employment Programs	81,822.68	2 Residential 2442 76.51	58,712,500.00	Tax Title Liens	134,030.79
MUNICIPAL FUNCTIONS TOTAL	1,157,528.36	3 Farm		Foreclosed Property	144,265.00
CAPITAL IMPROVEMENTS *MEMO*	12,000.00	4a Commercial 107 7.83	6,006,400.00	Emergencies & Other Deferred Charges	24,687.04
DEBT SERVICE		4b Industrial 24 6.30	4,831,900.00	State and Federal Aid Receivable	29,050.19
Principal Payments	38,800.00	4c Apartments 7 .67	517,300.00	Other Receivables	120,392.68
Interest Payments	8,279.50	Total 2974	76,743,000.00	Total	1,305,393.20
DEFERRED CHARGES	53,798.24	Land Area 8.30 Sq. Miles		LIABILITIES, RESERVES, AND SURPLUS	
SCHOOL, COUNTY, SPECIAL DISTRICT TAXES	3,509,690.16	Net Valuation Taxable-Municipal	77,512,526.00	Cash Liabilities	548,711.25
RESERVE FOR UNCOLLECTED TAXES	240,027.64	Net Valuation Taxable-County	104,908,925.00	Reserves for Receivables	570,838.51
EXPENDITURES TOTAL	5,008,123.90	State Equalized Valuation	111,398,040.00	Surplus Dec. 31, 1975	185,843.44
		State Equalization Ratio	69.37	Total	1,305,393.20

1924

Population 1970 4,355
 Population 1975 4,945
 S & P Rating
 Moody Rating

General Tax Rate Per \$100. 3.81
 State Equalized Tax Rate 2.12

WANTAGE TOWNSHIP — SUSSEX COUNTY

Form of Government:

Township Committee

Number of Members on Governing Body 3

PER CAPITA:

Gross Debt 396.93
 Net Debt
 Debt Service
 Total Tax Levy 553.31
 Municipal Expenditures 167.22

PER CENT:

Gross Debt 2.20
 Net Debt
 Tax Levy Collected 91.14
 Tax Levy Cancelled, Abated
 or Adjusted

EXPENDITURES		REVENUES-REALIZED		1975 PROPERTY TAX	
GENERAL GOVERNMENT				STATE EQUALIZED TAX RATE →	
Governing Body & Public Boards		1975 Property Taxes Collected	2,493,777.62	Local District School Taxes	
Municipal Clerk		1975 Payments in Lieu of Taxes		Regional & Consolidated School Tax 1.43	1,821,749.52
Financial Administration	12,050.00	Delinquent Tax & Lien Collections	168,685.41	School Taxes in Municipal Budget	
Assessment of Taxes	20,300.00	Business Personalty Replacement Taxes	64,865.40	County Taxes	.57 724,477.33
Collection of Taxes	23,140.00	Taxes from Public Utilities	118,484.62	County Library Taxes	.03 33,257.00
Planning, Housing & Development	3,582.50	Other Miscellaneous Tax Revenues		Local Municipal Purpose Taxes	.08 98,734.78
Human Resources		State Aid Revenues	7,444.00	Veteran & Senior Citizen Taxes	.02 30,840.00
Elections	1,430.00	Federal Aid Revenues		Total Taxes for Rate Computation 2.13	2,709,058.63
General Administration (other)	99,533.03	State and Local Fiscal Assistance Act Utilized	141,892.00	Special District Taxes	
JUDICIARY		Sale of Acquired Property		Bank Stock Taxes	1,265.22
Municipal Courts	15,120.00	Other Miscellaneous Revenues	99,877.31	Added and Omitted Taxes	56,611.63
PUBLIC SAFETY		Total	3,095,026.36	Total Taxes Levied - ABSTRACT	2,736,095.48
Fire Protection	13,200.00	Prior Years Surplus Appropriated	300,000.00	Total Taxes Billed	2,736,095.48
Police Protection	4,600.00	REVENUES TOTAL	3,395,026.36	1975 TAXES COLLECTED	2,493,777.62
Civil Defense & Disaster Control		Reserve For Uncollected Taxes	236,158.75	1975 Taxes Cancelled, Abated or Adjusted	
Environmental Inspection & Control	8,850.00	CAPITAL OUTLAY TOTAL	58,646.43	Transfer to Tax Title Liens or Foreclosed	
Other Public Safety				Balance Outstanding Dec. 31, 1975	242,317.86
PUBLIC WORKS				PRIOR YEARS TAXES OUTSTANDING	
Streets and Drainage	279,694.52	Public Enterprises		Balance January 1, 1975	179,051.39
Sewers and Sewage Processing		Recreation—Culture		Collected in 1975	165,636.89
Garbage and Trash Disposal	12,840.00	Public Works	56,146.43	Cancelled, Abated or Adjusted 1975	
Public Buildings and Grounds	11,677.95	Buildings and Grounds	2,500.00	Transfers to Tax Title Liens or Foreclosed	
Other Public Works		Library and Education		Balance December 31, 1975	13,414.50
HEALTH and WELFARE		Conservation		TAX TITLE LIENS OUTSTANDING	
Health Services Except Environmental	7,000.00	All Other		Balance January 1, 1975	98,250.68
Welfare-Public Assistance	450.00	CAPITAL DEBT AUTHORIZED, DECEMBER 31, 1975		Transfer From Taxes	
Hospitals, Clinics, First Aid	5,000.00	ISSUED AND UNISSUED GROSS DEBT		Redeemed in 1975	3,048.52
Animal, Insect, & Rodent Control		School 1,962,836		Cancelled, Abated or Adjusted (1975)	
Other Welfare Services		Self-liquidating		Transfers to Foreclosed Property	
RECREATION and CONSERVATION		Other		Balance December 31, 1975	95,202.16
Beaches and Boardwalks		Total 1,962,836		PROPERTY ACQUIRED BY DEED OR	
Parks, Playgrounds, Shade Trees		ISSUED AND OUTSTANDING		FORECLOSURE	
Land Reclamation & Conservation		School	1,939,335.00	Balance January 1, 1975	1,000.00
Other Recreational Services	8,800.00	Self-Liquidating		Transfers From Taxes or Liens	
EDUCATION (excluding schools)		Other		Sale for Cash (1975)	
Libraries	3,000.00	Total	1,939,335.00	Cancelled, Abated or Adjusted (1975)	
Other Educational Services		EQUALIZED VALUATION BASIS		Balance December 31, 1975	1,000.00
STATUTORY EXPENDITURES		FOR NET DEBT COMPUTATION	89,357,822.00	CURRENT FINANCES DECEMBER 31, 1975	
Pensions & F. I. C. A.	22,120.00	REAL PROPERTY VALUATIONS		ASSETS	
Employee Fringe Benefits	11,119.00	Code Class # of Parcels % VAL'N		Cash Dec. 31, 1975	384,099.63
Other Statutory Expenditures		1 Vacant Land 1452 8.58	5,217,750.00	Taxes Receivable	255,732.36
CETA And Other Public Employment Programs		2 Residential 1474 49.65	30,202,475.00	Tax Title Liens	95,202.16
MUNICIPAL FUNCTIONS TOTAL	563,507.00	3 Farm 1093 26.02	15,829,675.00	Foreclosed Property	1,000.00
CAPITAL IMPROVEMENTS *MEMO*	10,000.00	4a Commercial 108 12.89	7,842,745.00	Emergencies & Other Deferred Charges	5,180.00
DEBT SERVICE		4b Industrial 3 .54	329,100.00	State and Federal Aid Receivable	12,167.08
Principal Payments		4c Apartments 2 2.32	1,409,700.00	Other Receivables	43,896.41
Interest Payments		Total 4142	60,831,445.00	Total	797,277.64
DEFERRED CHARGES	27,240.00	Land Area 68.15 Sq. Miles		LIABILITIES, RESERVES, AND SURPLUS	
SCHOOL, COUNTY, SPECIAL DISTRICT TAXES	2,579,483.85	Net Valuation Taxable-Municipal	71,143,641.00	Cash Liabilities	52,514.26
RESERVE FOR UNCOLLECTED TAXES	236,158.75	Net Valuation Taxable-County	104,479,708.00	Reserves for Receivables	395,830.93
EXPENDITURES TOTAL	3,406,389.60	State Equalized Valuation	119,329,123.00	Surplus Dec. 31, 1975	348,932.45
		State Equalization Ratio	55.80	Total	797,277.64

1820

Population 1970 8,665
 Population 1975 9,120
 S & P Rating
 Moody Rating A

General Tax Rate Per \$100. 4.84
 State Equalized Tax Rate 2.93

WARREN TOWNSHIP — SOMERSET COUNTY
 Form of Government:
 Township Committee
 Number of Members on Governing Body 5

PER CAPITA:
 Gross Debt 961.28
 Net Debt 278.04
 Debt Service 19.47
 Total Tax Levy 660.43
 Municipal Expenditures 208.58

PER CENT:
 Gross Debt 4.88
 Net Debt 1.41
 Tax Levy Collected 93.97
 Tax Levy Cancelled, Abated or Adjusted .45

EXPENDITURES		REVENUES-REALIZED		1975 PROPERTY TAX	
GENERAL GOVERNMENT				STATE EQUALIZED TAX RATE	
Governing Body & Public Boards		1975 Property Taxes Collected	5,679,994.32	Local District School Taxes 1.35	2,782,920.50
Municipal Clerk		1975 Payments in Lieu of Taxes		Regional & Consolidated School Tax .74	1,516,131.70
Financial Administration	15,450.00	Delinquent Tax & Lien Collections	261,803.26	School Taxes in Municipal Budget	
Assessment of Taxes	26,775.00	Business Personalty Replacement Taxes	96,658.99	County Taxes	893,875.99
Collection of Taxes	23,196.00	Taxes from Public Utilities	324,914.42	County Library Taxes	46,611.14
Planning, Housing & Development	32,390.00	Other Miscellaneous Tax Revenues		Local Municipal Purpose Taxes	738,229.80
Human Resources		State Aid Revenues	3,955.50	Veteran & Senior Citizen Taxes	48,880.00
Elections	1,700.00	Federal Aid Revenues	27,258.34	Total Taxes for Rate Computation	6,026,649.13
General Administration (other)	281,604.36	State and Local Fiscal Assistance Act Utilized	87,594.92	Special District Taxes	
JUDICIARY		Sale of Acquired Property	8,400.00	Bank Stock Taxes	5,398.83
Municipal Courts	12,520.00	Other Miscellaneous Revenues	290,543.06	Added and Omitted Taxes	39,913.45
PUBLIC SAFETY		Total	6,781,122.81	Total Taxes Levied - ABSTRACT	6,023,081.41
Fire Protection	100,338.37	Prior Years Surplus Appropriated	135,000.00	Total Taxes Billed	6,044,414.47
Police Protection	260,899.00	REVENUES TOTAL	6,916,122.81	1975 TAXES COLLECTED	5,679,994.32
Civil Defense & Disaster Control	500.00	Reserve For Uncollected Taxes	357,750.77	1975 Taxes Cancelled, Abated or Adjusted	27,388.66
Environmental Inspection & Control	23,771.00	CAPITAL OUTLAY TOTAL	475,075.37	Transfer to Tax Title Liens or Foreclosed	63,056.40
Other Public Safety				Balance Outstanding Dec. 31, 1975	273,975.09
PUBLIC WORKS				PRIOR YEARS TAXES OUTSTANDING	
Streets and Drainage	292,801.00	Public Enterprises		Balance January 1, 1975	285,178.50
Sewers and Sewage Processing		Recreation—Culture		Collected in 1975	255,770.07
Garbage and Trash Disposal		Public Works	278,578.89	Cancelled, Abated or Adjusted 1975	197.55
Public Buildings and Grounds	52,959.60	Buildings and Grounds	196,496.48	Transfers to Tax Title Liens or Foreclosed	27,384.35
Other Public Works		Library and Education		Balance December 31, 1975	1,826.53
HEALTH and WELFARE		Conservation		TAX TITLE LIENS OUTSTANDING	
Health Services Except Environmental	18,947.00	All Other		Balance January 1, 1975	139,073.38
Welfare-Public Assistance	3,580.00	CAPITAL DEBT AUTHORIZED, DECEMBER 31, 1975		Transfer From Taxes	94,691.43
Hospitals, Clinics, First Aid		ISSUED AND UNISSUED		Redeemed in 1975	6,033.19
Animal, Insect, & Rodent Control		SCHOOL GROSS DEBT	5,806,394	Cancelled, Abated or Adjusted (1975)	
Other Welfare Services		Self-liquidating		Transfers to Foreclosed Property	
RECREATION and CONSERVATION		Other	2,960,509	Balance December 31, 1975	227,731.62
Beaches and Boardwalks		Total	8,766,903	PROPERTY ACQUIRED BY DEED OR	
Parks, Playgrounds, Shade Trees				FORECLOSURE	
Land Reclamation & Conservation	31,725.00	ISSUED AND OUTSTANDING		Balance January 1, 1975	69,100.00
Other Recreational Services	16,800.00	School	5,806,394.00	Transfers From Taxes or Liens	8,400.00
EDUCATION (excluding schools)		Self-Liquidating		Sale for Cash (1975)	8,400.00
Libraries	20,000.00	Other	2,327,000.00	Cancelled, Abated or Adjusted (1975)	9,700.00
Other Educational Services		Total	8,133,394.00	Balance December 31, 1975	59,400.00
STATUTORY EXPENDITURES		EQUALIZED VALUATION BASIS		CURRENT FINANCES DECEMBER 31, 1975	
Pensions & F. I. C. A.	76,197.00	FOR NET DEBT COMPUTATION	179,734,684.67	ASSETS	
Employee Fringe Benefits	25,240.00	REAL PROPERTY VALUATIONS		Cash Dec. 31, 1975	300,283.76
Other Statutory Expenditures		Code Class # of Parcels % VAL'N	ASSESSED VALUATION	Taxes Receivable	275,801.62
CETA And Other Public Employment Programs		1 Vacant Land 885 7.15	8,872,000.00	Tax Title Liens	227,731.62
MUNICIPAL FUNCTIONS TOTAL	1,317,393.33	2 Residential 2649 78.65	97,594,100.00	Foreclosed Property	59,400.00
CAPITAL IMPROVEMENTS *MEMO*	25,725.00	3 Farm 110 1.86	2,303,400.00	Emergencies & Other Deferred Charges	55,162.13
DEBT SERVICE		4a Commercial 64 5.68	7,049,700.00	State and Federal Aid Receivable	13,955.50
Principal Payments	60,000.00	4b Industrial 14 6.66	8,263,900.00	Other Receivables	176,392.88
Interest Payments	117,566.60	4c Apartments		Total	1,108,727.51
DEFERRED CHARGES	49,515.67	Total	124,083,100.00	LIABILITIES, RESERVES, AND SURPLUS	
SCHOOL, COUNTY, SPECIAL DISTRICT TAXES	5,239,539.33	Land Area 19.60 Sq. Miles		Cash Liabilities	233,734.86
RESERVE FOR UNCOLLECTED TAXES	357,750.77	Net Valuation Taxable-Municipal	124,764,508.00	Reserves for Receivables	739,326.12
EXPENDITURES TOTAL	7,141,765.70	Net Valuation Taxable-County	193,962,210.00	Surplus Dec. 31, 1975	135,666.53
		State Equalized Valuation	205,068,000.00	Total	1,108,727.51
		State Equalization Ratio	60.71		

General Tax Rate Per \$100. **4.12**
State Equalized Tax Rate **3.15**

Form of Government:
Council-Manager Plan E (OMCL50)
Number of Members on Governing Body 7

PER CAPITA:		PER CENT:	
Gross Debt	236.37	Gross Debt	2.33
Net Debt	106.69	Net Debt	1.05
Debt Service	12.37	Tax Levy Collected	95.19
Total Tax Levy	355.66	Tax Levy Cancelled, Abated	
Municipal Expenditures	183.70	or Adjusted	.15

1971 3000

0266

Population 1970 10,605
 Population 1975 10,870
 S & P Rating A
 Moody Rating BAA-1

General Tax Rate Per \$100. 6.55
 State Equalized Tax Rate 3.31

WASHINGTON TOWNSHIP — BERGEN COUNTY

Form of Government:

Mayor-Council Plan E (OMCL50)

Number of Members on Governing Body 5

PER CAPITA:

Gross Debt 1,463.18
 Net Debt 1,148.97
 Debt Service 66.29
 Total Tax Levy 468.21
 Municipal Expenditures 209.07

PER CENT:

Gross Debt 11.15
 Net Debt 8.76
 Tax Levy Collected 98.71
 Tax Levy Cancelled, Abated or Adjusted .04

EXPENDITURES		REVENUES-REALIZED		1975 PROPERTY TAX	
GENERAL GOVERNMENT				STATE EQUALIZED TAX RATE	
Governing Body & Public Boards	15,925.00	1975 Property Taxes Collected	5,029,695.98	Local District School Taxes	
Municipal Clerk	23,601.00	1975 Payments in Lieu of Taxes	7,901.12	Regional & Consolidated School Tax	2.04
Financial Administration	50,150.00	Delinquent Tax & Lien Collections	61,883.46	School Taxes in Municipal Budget	
Assessment of Taxes	1,495.53	Business Personalty Replacement Taxes	17,913.57	County Taxes	.37
Collection of Taxes		Taxes from Public Utilities	222,969.95	County Library Taxes	
Planning, Housing & Development	9,535.00	Other Miscellaneous Tax Revenues		Local Municipal Purpose Taxes	.86
Human Resources	3,600.00	State Aid Revenues	1,072.50	Veteran & Senior Citizen Taxes	.04
Elections	1,250.00	Federal Aid Revenues	12,711.49	Total Taxes for Rate Computation	3.31
General Administration (other)	136,909.00	State and Local Fiscal Assistance Act Utilized	59,151.00	Special District Taxes	
JUDICIARY		Sale of Acquired Property	20,000.00	Bank Stock Taxes	2,380.39
Municipal Courts	9,720.00	Other Miscellaneous Revenues	185,510.10	Added and Omitted Taxes	23,203.17
PUBLIC SAFETY		Total	5,618,819.17	Total Taxes Levied - ABSTRACT	5,089,439.21
Fire Protection	72,892.00	Prior Years Surplus Appropriated	439,000.00	Total Taxes Billed	5,095,409.78
Police Protection	457,222.00	REVENUES TOTAL	6,057,819.17	1975 TAXES COLLECTED	5,029,695.98
Civil Defense & Disaster Control	55.00	Reserve For Uncollected Taxes	113,092.62	1975 Taxes Cancelled, Abated or Adjusted	1,939.60
Environmental Inspection & Control		CAPITAL OUTLAY TOTAL	167,401.36	Transfer to Tax Title Liens or Foreclosed	4,277.15
Other Public Safety				Balance Outstanding Dec. 31, 1975	59,479.05
PUBLIC WORKS				PRIOR YEARS TAXES OUTSTANDING	
Streets and Drainage	260,300.00	Public Enterprises		Balance January 1, 1975	58,909.53
Sewers and Sewage Processing		Recreation—Culture	149.79	Collected in 1975	57,763.24
Garbage and Trash Disposal	74,843.00	Public Works	166,696.87	Cancelled, Abated or Adjusted 1975	
Public Buildings and Grounds		Buildings and Grounds	554.70	Transfers to Tax Title Liens or Foreclosed	861.78
Other Public Works		Library and Education		Balance December 31, 1975	284.51
HEALTH and WELFARE		Conservation		TAX TITLE LIENS OUTSTANDING	
Health Services Except Environmental	37,851.00	All Other		Balance January 1, 1975	20,272.58
Welfare-Public Assistance	830.00			Transfer From Taxes	5,239.00
Hospitals, Clinics, First Aid	1,500.00	CAPITAL DEBT AUTHORIZED, DECEMBER 31, 1975		Redeemed in 1975	4,120.22
Animal, Insect, & Rodent Control		ISSUED AND UNISSUED		Cancelled, Abated or Adjusted (1975)	2,818.13
Other Welfare Services		School	3,344,493	Transfers to Foreclosed Property	
RECREATION and CONSERVATION		Self-liquidating		Balance December 31, 1975	18,573.23
Beaches and Boardwalks		Other	12,560,279	PROPERTY ACQUIRED BY DEED OR	
Parks, Playgrounds, Shade Trees	420.00	Total	15,904,772	FORECLOSURE	
Land Reclamation & Conservation				Balance January 1, 1975	37,865.00
Other Recreational Services	30,950.00	ISSUED AND OUTSTANDING		Transfers From Taxes or Liens	
EDUCATION (excluding schools)		School	3,344,493.00	Sale for Cash (1975)	20,000.00
Libraries	50,403.00	Self-liquidating		Cancelled, Abated or Adjusted (1975)	
Other Educational Services		Other	12,121,000.00	Balance December 31, 1975	17,865.00
STATUTORY EXPENDITURES		Total	15,465,493.00	CURRENT FINANCES DECEMBER 31, 1975	
Pensions & F. I. C. A.	72,200.00	EQUALIZED VALUATION BASIS		ASSETS	
Employee Fringe Benefits	22,670.00	FOR NET DEBT COMPUTATION	142,635,131.00	Cash Dec. 31, 1975	469,366.24
Other Statutory Expenditures		REAL PROPERTY VALUATIONS		Taxes Receivable	59,781.56
CETA And Other Public Employment Programs	14,014.66	Code Class # of Parcels % VAL'N	ASSESSED VALUATION	Tax Title Liens	18,573.23
MUNICIPAL FUNCTIONS TOTAL	1,348,336.19	1 Vacant Land 255 2.39	1,867,000.00	Foreclosed Property	17,865.00
CAPITAL IMPROVEMENTS *MEMO*	14,500.00	2 Residential 2678 94.26	73,551,000.00	Emergencies & Other Deferred Charges	142,169.63
DEBT SERVICE		3 Farm 2 .11	87,500.00	State and Federal Aid Receivable	
Principal Payments	279,607.59	4a Commercial 18 3.24	2,526,300.00	Other Receivables	72,328.77
Interest Payments	440,972.73	4b Industrial		Total	780,084.43
DEFERRED CHARGES		4c Apartments		LIABILITIES, RESERVES, AND SURPLUS	
SCHOOL, COUNTY, SPECIAL DISTRICT TAXES	90,623.61	Total 2953	76,031,800.00	Cash Liabilities	352,600.09
RESERVE FOR UNCOLLECTED TAXES	3,730,662.62	Land Area 2.87 Sq. Miles		Reserves for Receivables	168,548.56
EXPENDITURES TOTAL	6,003,295.36	Net Valuation Taxable-Municipal	78,280,095.00	Surplus Dec. 31, 1975	258,935.78
		Net Valuation Taxable-County	145,551,334.00	Total	780,084.43
		State Equalized Valuation	154,613,874.00		
		State Equalization Ratio	50.55		

0336

Population 1970 **675**
 Population 1975 **690**
 S & P Rating
 Moody Rating

General Tax Rate Per \$100. **3.91**
 State Equalized Tax Rate **2.23**

WASHINGTON TOWNSHIP — BURLINGTON COUNTY

Form of Government:
 Township Committee

Number of Members on Governing Body 3

PER CAPITA:
 Gross Debt **53.99**
 Net Debt
 Debt Service
 Total Tax Levy **571.74**
 Municipal Expenditures **190.58**

PER CENT:
 Gross Debt **.22**
 Net Debt
 Tax Levy Collected **95.20**
 Tax Levy Cancelled, Abated
 or Adjusted

EXPENDITURES		REVENUES-REALIZED		1975 PROPERTY TAX	
GENERAL GOVERNMENT				STATE EQUALIZED TAX RATE 2.23	
Governing Body & Public Boards		1975 Property Taxes Collected	377,301.96	Local District School Taxes 1.49	264,232.89
Municipal Clerk		1975 Payments in Lieu of Taxes	4,636.30	Regional & Consolidated School Tax	
Financial Administration	1,800.00	Delinquent Tax & Lien Collections	19,543.23	School Taxes in Municipal Budget	
Assessment of Taxes	15,440.00	Business Personalty Replacement Taxes	15,822.09	County Taxes .67	118,389.30
Collection of Taxes	2,000.00	Taxes from Public Utilities	24,354.79	County Library Taxes .03	4,856.02
Planning, Housing & Development	100.00	Other Miscellaneous Tax Revenues		Local Municipal Purpose Taxes .03	5,200.00
Human Resources		State Aid Revenues	1,042.00	Veteran & Senior Citizen Taxes .02	4,260.00
Elections		Federal Aid Revenues		Total Taxes for Rate Computation 2.24	396,938.21
General Administration (other)	14,470.00	State and Local Fiscal Assistance Act Utilized	20,285.00	Special District Taxes	
JUDICIARY		Sale of Acquired Property		Bank Stock Taxes	
Municipal Courts	1,800.00	Other Miscellaneous Revenues	16,830.52	Added and Omitted Taxes	1,824.02
PUBLIC SAFETY		Total	479,815.89	Total Taxes Levied - ABSTRACT	394,502.23
Fire Protection	7,000.00	Prior Years Surplus Appropriated	62,300.00	Total Taxes Billed	396,326.25
Police Protection	3,500.00	REVENUES TOTAL	542,115.89	1975 TAXES COLLECTED	377,301.96
Civil Defense & Disaster Control	200.00	Reserve For Uncollected Taxes	47,700.00	1975 Taxes Cancelled, Abated or Adjusted	
Environmental Inspection & Control	725.00			Transfer to Tax Title Liens or Foreclosed	
Other Public Safety		CAPITAL OUTLAY TOTAL		Balance Outstanding Dec. 31, 1975	19,024.29
PUBLIC WORKS				PRIOR YEARS TAXES OUTSTANDING	
Streets and Drainage	14,800.00	Public Enterprises		Balance January 1, 1975	19,414.15
Sewers and Sewage Processing	2,100.00	Recreation—Culture		Collected in 1975	19,043.23
Garbage and Trash Disposal	16,825.00	Public Works		Cancelled, Abated or Adjusted 1975	
Public Buildings and Grounds		Buildings and Grounds		Transfers to Tax Title Liens or Foreclosed	
Other Public Works		Library and Education		Balance December 31, 1975	370.92
HEALTH and WELFARE		Conservation		TAX TITLE LIENS OUTSTANDING	
Health Services Except Environmental	200.00	All Other		Balance January 1, 1975	2,337.79
Welfare-Public Assistance	540.00			Transfer From Taxes	
Hospitals, Clinics, First Aid		CAPITAL DEBT AUTHORIZED, DECEMBER 31, 1975		Redeemed in 1975	500.00
Animal, Insect, & Rodent Control	1,300.00	ISSUED AND UNISSUED GROSS DEBT NET DEBT		Cancelled, Abated or Adjusted (1975)	
Other Welfare Services		School 37,250		Transfers to Foreclosed Property	
RECREATION and CONSERVATION		Self-liquidating		Balance December 31, 1975	1,837.79
Beaches and Boardwalks		Other		PROPERTY ACQUIRED BY DEED OR	
Parks, Playgrounds, Shade Trees		Total 37,250		FORECLOSURE	
Land Reclamation & Conservation		ISSUED AND OUTSTANDING		Balance January 1, 1975	25.00
Other Recreational Services		School	37,250.00	Transfers From Taxes or Liens	
EDUCATION (excluding schools)		Self-liquidating		Sale for Cash (1975)	
Libraries		Other		Cancelled, Abated or Adjusted (1975)	
Other Educational Services		Total	37,250.00	Balance December 31, 1975	25.00
STATUTORY EXPENDITURES		EQUALIZED VALUATION BASIS		CURRENT FINANCES DECEMBER 31, 1975	
Pensions & F. I. C. A.	1,000.00	FOR NET DEBT COMPUTATION	17,107,533.67	ASSETS	
Employee Fringe Benefits		REAL PROPERTY VALUATIONS		Cash Dec. 31, 1975	319,914.49
Other Statutory Expenditures		Code Class # of Parcels % VAL'N		Taxes Receivable	19,395.21
CETA And Other Public Employment Programs		1 Vacant Land 273 8.06	785,515.00	Tax Title Liens	1,837.79
MUNICIPAL FUNCTIONS TOTAL	83,800.00	2 Residential 292 45.12	4,398,585.00	Foreclosed Property	25.00
CAPITAL IMPROVEMENTS *MEMO*		3 Farm 91 15.09	1,471,389.00	Emergencies & Other Deferred Charges	
DEBT SERVICE		4a Commercial 12 4.19	408,200.00	State and Federal Aid Receivable	3,492.67
Principal Payments		4b Industrial 7 27.53	2,684,000.00	Other Receivables	5,258.28
Interest Payments		4c Apartments		Total	349,923.44
DEFERRED CHARGES		Total 675	9,747,689.00	LIABILITIES, RESERVES, AND SURPLUS	
SCHOOL, COUNTY, SPECIAL DISTRICT TAXES	387,478.21	Land Area 107.32 Sq. Miles		Cash Liabilities	224,101.77
RESERVE FOR UNCOLLECTED TAXES	47,700.00	Net Valuation Taxable-Municipal	10,156,722.00	Reserves for Receivables	26,516.28
EXPENDITURES TOTAL	518,978.21	Net Valuation Taxable-County	19,357,844.00	Surplus Dec. 31, 1975	99,305.39
		State Equalized Valuation	17,444,491.00	Total	349,923.44
		State Equalization Ratio	57.22		

0818

Population 1970 **15,790**
 Population 1975 **17,600**
 S & P Rating
 Moody Rating

General Tax Rate Per \$100. **5.09**
 State Equalized Tax Rate **2.84**

WASHINGTON TOWNSHIP — GLOUCESTER CO.

Form of Government:
 Township Committee
 Number of Members on Governing Body 5

PER CAPITA:
 Gross Debt **326.75**
 Net Debt **25.10**
 Debt Service **3.09**
 Total Tax Levy **405.86**
 Municipal Expenditures **126.62**

PER CENT:
 Gross Debt **2.80**
 Net Debt **.22**
 Tax Levy Collected **93.73**
 Tax Levy Cancelled, Abated or Adjusted **.96**

EXPENDITURES		REVENUES-REALIZED		1975 PROPERTY TAX	
GENERAL GOVERNMENT				STATE EQUALIZED TAX RATE 2.04	
Governing Body & Public Boards				Local District School Taxes 2.04	
Municipal Clerk	18,000.00	1975 Property Taxes Collected 6,695,533.52		Regional & Consolidated School Tax	
Financial Administration	23,400.00			School Taxes in Municipal Budget	
Assessment of Taxes	24,824.16			County Taxes .55	
Collection of Taxes	31,882.79			County Library Taxes	
Planning, Housing & Development	23,839.42			Local Municipal Purpose Taxes .22	
Human Resources				Veteran & Senior Citizen Taxes .04	
Elections	3,458.51			Total Taxes for Rate Computation 2.85	
General Administration (other)	152,289.40			Special District Taxes	
JUDICIARY				Bank Stock Taxes	
Municipal Courts	36,042.83			Added and Omitted Taxes	
PUBLIC SAFETY				Total Taxes Levied - ABSTRACT	
Fire Protection	2,084.31			Total Taxes Billed	
Police Protection	528,606.40			1975 TAXES COLLECTED	
Civil Defense & Disaster Control	14,000.00			1975 Taxes Cancelled, Abated or Adjusted	
Environmental Inspection & Control	24,371.94			Transfer to Tax Title Liens or Foreclosed	
Other Public Safety				Balance Outstanding Dec. 31, 1975	
PUBLIC WORKS				PRIOR YEARS TAXES OUTSTANDING	
Streets and Drainage	461,845.00			Balance January 1, 1975	
Sewers and Sewage Processing				Collected in 1975	
Garbage and Trash Disposal	94,400.00			Cancelled, Abated or Adjusted 1975	
Public Buildings and Grounds	77,447.88			Transfers to Tax Title Liens or Foreclosed	
Other Public Works				Balance December 31, 1975	
HEALTH and WELFARE				TAX TITLE LIENS OUTSTANDING	
Health Services Except Environmental	11,880.00			Balance January 1, 1975	
Welfare-Public Assistance	1,800.00			Transfer From Taxes	
Hospitals, Clinics, First Aid				Redeemed in 1975	
Animal, Insect, & Rodent Control				Cancelled, Abated or Adjusted (1975)	
Other Welfare Services				Transfers to Foreclosed Property	
RECREATION and CONSERVATION				Balance December 31, 1975	
Beaches and Boardwalks				PROPERTY ACQUIRED BY DEED OR	
Parks, Playgrounds, Shade Trees	54,424.27			FORECLOSURE	
Land Reclamation & Conservation				Balance January 1, 1975	
Other Recreational Services	17,530.41			Transfers From Taxes or Liens	
EDUCATION (excluding schools)				Sale for Cash (1975)	
Libraries	20,324.01			Cancelled, Abated or Adjusted (1975)	
Other Educational Services				Balance December 31, 1975	
STATUTORY EXPENDITURES				CURRENT FINANCES DECEMBER 31, 1975	
Pensions & F. I. C. A.	64,953.85			ASSETS	
Employee Fringe Benefits	37,600.00			Cash Dec. 31, 1975	
Other Statutory Expenditures				Taxes Receivable	
CETA And Other Public Employment Programs	92,946.69			Tax Title Liens	
MUNICIPAL FUNCTIONS TOTAL	1,817,951.87			Foreclosed Property	
CAPITAL IMPROVEMENTS *MEMO*	10,000.00			Emergencies & Other Deferred Charges	
DEBT SERVICE				State and Federal Aid Receivable	
Principal Payments	47,167.00			Other Receivables	
Interest Payments	7,246.25			Total	
DEFERRED CHARGES				LIABILITIES, RESERVES, AND SURPLUS	
SCHOOL, COUNTY, SPECIAL DISTRICT TAXES	6,406,399.91			Cash Liabilities	
RESERVE FOR UNCOLLECTED TAXES	356,200.00			Reserves for Receivables	
EXPENDITURES TOTAL	8,634,965.03			Surplus Dec. 31, 1975	
				Total	

1112

Population 1970 3,325
 Population 1975 3,500
 S & P Rating
 Moody Rating

General Tax Rate Per \$100. 3.04
 State Equalized Tax Rate 2.64

WASHINGTON TOWNSHIP — MERCER COUNTY

Form of Government:

Township Committee

Number of Members on Governing Body 3

PER CAPITA:

Gross Debt 107.50
 Net Debt 7.50
 Debt Service 2.96
 Total Tax Levy 459.78
 Municipal Expenditures 207.60

PER CENT:

Gross Debt .69
 Net Debt .05
 Tax Levy Collected 85.50
 Tax Levy Cancelled, Abated or Adjusted .46

EXPENDITURES		REVENUES-REALIZED		1975 PROPERTY TAX	
GENERAL GOVERNMENT		1975 Property Taxes Collected		STATE EQUALIZED TAX RATE —→	
Governing Body & Public Boards		1975 Payments in Lieu of Taxes	1,376,090.95	Local District School Taxes	1.54 923,391.55
Municipal Clerk		Delinquent Tax & Lien Collections	145,646.32	Regional & Consolidated School Tax	
Financial Administration	6,000.00	Business Personalty Replacement Taxes	40,734.82	School Taxes in Municipal Budget	
Assessment of Taxes	8,300.00	Taxes from Public Utilities	174,955.12	County Taxes	.92 552,397.79
Collection of Taxes	6,220.00	Other Miscellaneous Tax Revenues		County Library Taxes	.04 24,171.99
Planning, Housing & Development	13,780.00	State Aid Revenues	36,591.91	Local Municipal Purpose Taxes	.11 64,051.28
Human Resources		Federal Aid Revenues		Veteran & Senior Citizen Taxes	.03 17,170.00
Elections	800.00	State and Local Fiscal Assistance Act Utilized	83,835.00	Total Taxes for Rate Computation	2.64 1,581,182.61
General Administration (other)	82,300.00	Sale of Acquired Property		Special District Taxes	
JUDICIARY		Other Miscellaneous Revenues	95,863.31	Bank Stock Taxes	4,397.72
Municipal Courts	26,277.00	Total	1,953,707.43	Added and Omitted Taxes	40,825.92
PUBLIC SAFETY		Prior Years Surplus Appropriated	117,000.00	Total Taxes Levied - ABSTRACT	1,609,236.25
Fire Protection	31,200.00	REVENUES TOTAL	2,070,707.43	Total Taxes Billed	1,609,556.25
Police Protection	83,600.00	Reserve For Uncollected Taxes	175,000.00	1975 TAXES COLLECTED	1,376,090.95
Civil Defense & Disaster Control	1,000.00	CAPITAL OUTLAY TOTAL	16,074.41	1975 Taxes Cancelled, Abated or Adjusted	7,332.59
Environmental Inspection & Control	4,490.00			Transfer to Tax Title Liens or Foreclosed	1,335.20
Other Public Safety				Balance Outstanding Dec. 31, 1975	224,797.51
PUBLIC WORKS				PRIOR YEARS TAXES OUTSTANDING	
Streets and Drainage	150,097.16	Public Enterprises		Balance January 1, 1975	170,112.21
Sewers and Sewage Processing		Recreation—Culture		Collected in 1975	144,849.96
Garbage and Trash Disposal	47,000.00	Public Works	3,930.00	Cancelled, Abated or Adjusted 1975	
Public Buildings and Grounds	13,800.00	Buildings and Grounds	12,144.41	Transfers to Tax Title Liens or Foreclosed	592.80
Other Public Works		Library and Education		Balance December 31, 1975	24,669.45
HEALTH and WELFARE		Conservation		TAX TITLE LIENS OUTSTANDING	
Health Services Except Environmental	7,140.00	All Other		Balance January 1, 1975	2,806.94
Welfare-Public Assistance	4,695.00	CAPITAL DEBT AUTHORIZED, DECEMBER 31, 1975		Transfer From Taxes	2,006.58
Hospitals, Clinics, First Aid		ISSUED AND UNISSUED GROSS DEBT NET DEBT		Redeemed in 1975	796.36
Animal, Insect, & Rodent Control	900.00	School 350,000		Cancelled, Abated or Adjusted (1975)	50.69
Other Welfare Services		Self-Liquidating		Transfers to Foreclosed Property	
RECREATION and CONSERVATION		Other 26,250	26,250	Balance December 31, 1975	3,966.47
Beaches and Boardwalks		Total 376,250	26,250	PROPERTY ACQUIRED BY DEED OR	
Parks, Playgrounds, Shade Trees				FORECLOSURE	
Land Reclamation & Conservation	2,000.00	ISSUED AND OUTSTANDING		Balance January 1, 1975	1,425.00
Other Recreational Services	10,500.00	School 350,000.00		Transfers From Taxes or Liens	
EDUCATION (excluding schools)		Self-Liquidating		Sale for Cash (1975)	
Libraries	2,300.00	Other 26,250.00		Cancelled, Abated or Adjusted (1975)	
Other Educational Services		Total 376,250.00		Balance December 31, 1975	1,425.00
STATUTORY EXPENDITURES		EQUALIZED VALUATION BASIS		CURRENT FINANCES DECEMBER 31, 1975	
Pensions & F. I. C. A.	23,850.41	FOR NET DEBT COMPUTATION	54,536,454.67	ASSETS	
Employee Fringe Benefits		REAL PROPERTY VALUATIONS		Cash Dec. 31, 1975	136,080.80
Other Statutory Expenditures		Code Class # of Parcels % VAL'N		Taxes Receivable	249,466.96
CETA And Other Public Employment Programs		1 Vacant Land 228 8.88	4,530,900.00	Tax Title Liens	3,966.47
MUNICIPAL FUNCTIONS TOTAL	526,249.57	2 Residential 745 53.12	27,114,100.00	Foreclosed Property	1,425.00
CAPITAL IMPROVEMENTS *MEMO*	15,000.00	3 Farm 407 13.26	6,768,200.00	Emergencies & Other Deferred Charges	2,320.00
DEBT SERVICE		4a Commercial 90 18.77	9,583,100.00	State and Federal Aid Receivable	70,067.04
Principal Payments	8,750.00	4b Industrial 8 2.56	1,306,000.00	Other Receivables	2,807.85
Interest Payments	1,600.00	4c Apartments 1 3.41	1,740,000.00	Total	466,134.12
		Total 1479	51,042,300.00	LIABILITIES, RESERVES, AND SURPLUS	
DEFERRED CHARGES	14,996.59	Land Area 20.70 Sq. Miles		Cash Liabilities	153,375.69
SCHOOL, COUNTY, SPECIAL DISTRICT TAXES	1,499,961.33	Net Valuation Taxable-Municipal	52,101,330.00	Reserves for Receivables	257,666.28
RESERVE FOR UNCOLLECTED TAXES	175,000.00	Net Valuation Taxable-County	59,431,650.00	Surplus Dec. 31, 1975	55,092.15
EXPENDITURES TOTAL	2,226,557.49	State Equalized Valuation	59,754,802.00	Total	466,134.12
		State Equalization Ratio	86.97		

1438

Population 1970 6,995
 Population 1975 7,680
 S & P Rating
 Moody Rating

General Tax Rate Per \$100. 4.24
 State Equalized Tax Rate 3.08

WASHINGTON TOWNSHIP — MORRIS COUNTY

Form of Government:

Township Committee

Number of Members on Governing Body 5

PER CAPITA:

Gross Debt 458.60
 Net Debt 9.98
 Debt Service 2.38
 Total Tax Levy 600.12
 Municipal Expenditures 220.02

PER CENT:

Gross Debt 2.74
 Net Debt .06
 Tax Levy Collected 93.69
 Tax Levy Cancelled, Abated or Adjusted .42

EXPENDITURES		REVENUES-REALIZED		1975 PROPERTY TAX	
GENERAL GOVERNMENT				STATE EQUALIZED TAX RATE	
Governing Body & Public Boards				Local District School Taxes	1.42 2,113,585.70
Municipal Clerk				Regional & Consolidated School Tax	.80 1,187,759.92
Financial Administration	20,200.00	1975 Property Taxes Collected	4,328,989.41	School Taxes in Municipal Budget	
Assessment of Taxes	29,850.00	1975 Payments in Lieu of Taxes		County Taxes	.39 583,319.67
Collection of Taxes	30,900.00	Delinquent Tax & Lien Collections	274,227.95	County Library Taxes	.02 35,116.27
Planning, Housing & Development	26,962.50	Business Personalty Replacement Taxes	75,912.09	Local Municipal Purpose Taxes	.42 616,437.71
Human Resources		Taxes from Public Utilities	241,275.75	Veteran & Senior Citizen Taxes	.02 31,450.00
Elections	1,495.00	Other Miscellaneous Tax Revenues		Total Taxes for Rate Computation	3.07 4,567,669.27
General Administration (other)	146,250.00	State Aid Revenues	6,023.00	Special District Taxes	
JUDICIARY		Federal Aid Revenues	3,956.30	Bank Stock Taxes	1,044.07
Municipal Courts	18,240.00	State and Local Fiscal Assistance Act Utilized	115,406.97	Added and Omitted Taxes	69,656.38
PUBLIC SAFETY		Sale of Acquired Property		Total Taxes Levied - ABSTRACT	4,608,919.72
Fire Protection	34,929.00	Other Miscellaneous Revenues	170,143.37	Total Taxes Billed	4,620,420.33
Police Protection	230,015.00	Total	5,215,934.84	1975 TAXES COLLECTED	4,328,989.41
Civil Defense & Disaster Control	228.00	Prior Years Surplus Appropriated	375,000.00	1975 Taxes Cancelled, Abated or Adjusted	19,576.72
Environmental Inspection & Control	32,040.00	REVENUES TOTAL	5,590,934.84	Transfer to Tax Title Liens or Foreclosed	21,463.13
Other Public Safety	53,432.00	Reserve For Uncollected Taxes	341,538.46	Balance Outstanding Dec. 31, 1975	250,391.07
PUBLIC WORKS		CAPITAL OUTLAY TOTAL	18,812.40	PRIOR YEARS TAXES OUTSTANDING	
Streets and Drainage	498,225.00	Public Enterprises		Balance January 1, 1975	274,511.73
Sewers and Sewage Processing		Recreation—Culture		Collected in 1975	255,361.30
Garbage and Trash Disposal	5,000.00	Public Works		Cancelled, Abated or Adjusted 1975	2,391.20
Public Buildings and Grounds	64,880.00	Buildings and Grounds	18,812.40	Transfers to Tax Title Liens or Foreclosed	13,696.83
Other Public Works		Library and Education		Balance December 31, 1975	3,062.40
HEALTH and WELFARE		Conservation		TAX TITLE LIENS OUTSTANDING	
Health Services Except Environmental	13,485.00	All Other		Balance January 1, 1975	48,247.59
Welfare-Public Assistance	3,150.00	CAPITAL DEBT AUTHORIZED, DECEMBER 31, 1975		Transfer From Taxes	37,063.06
Hospitals, Clinics, First Aid	1,000.00	ISSUED AND UNISSUED		Redeemed in 1975	18,866.65
Animal, Insect, & Rodent Control		School	3,445,424	Cancelled, Abated or Adjusted (1975)	223.44
Other Welfare Services		Self-liquidating		Transfers to Foreclosed Property	
RECREATION and CONSERVATION		Other	76,661	Balance December 31, 1975	66,220.56
Beaches and Boardwalks		Total	3,522,085	PROPERTY ACQUIRED BY DEED OR FORECLOSURE	
Parks, Playgrounds, Shade Trees	2,720.00	ISSUED AND OUTSTANDING		Balance January 1, 1975	93,150.00
Land Reclamation & Conservation	750.00	School	3,445,423.00	Transfers From Taxes or Liens	
Other Recreational Services	14,297.00	Self-Liquidating		Sale for Cash (1975)	
EDUCATION (excluding schools)		Other		Cancelled, Abated or Adjusted (1975)	
Libraries	6,000.00	Total	3,445,423.00	Balance December 31, 1975	93,150.00
Other Educational Services		EQUALIZED VALUATION BASIS		CURRENT FINANCES DECEMBER 31, 1975	
STATUTORY EXPENDITURES		FOR NET DEBT COMPUTATION	128,577,550.00	ASSETS	
Pensions & F. I. C. A.	62,136.00	REAL PROPERTY VALUATIONS		Cash Dec. 31, 1975	900,413.15
Employee Fringe Benefits	21,000.00	Code Class # of Parcels % VAL'N		Taxes Receivable	253,453.47
Other Statutory Expenditures		1 Vacant Land 941 10.37	11,044,540.00	Tax Title Liens	66,220.56
CETA And Other Public Employment Programs	4,800.00	2 Residential 2145 70.42	74,976,540.00	Foreclosed Property	93,150.00
MUNICIPAL FUNCTIONS TOTAL	1,321,984.50	3 Farm 515 9.03	9,615,766.00	Emergencies & Other Deferred Charges	7,400.00
CAPITAL IMPROVEMENTS	1,000.00	4a Commercial 69 3.76	4,003,335.00	State and Federal Aid Receivable	22,518.28
DEBT SERVICE		4b Industrial 24 4.54	4,838,400.00	Other Receivables	643.10
Principal Payments	17,271.00	4c Apartments 3 1.87	1,990,700.00	Total	1,343,798.56
Interest Payments	1,027.62	Total	106,469,281.00	LIABILITIES, RESERVES, AND SURPLUS	
DEFERRED CHARGES	7,955.56	Land Area 45.12 Sq. Miles		Cash Liabilities	253,621.94
SCHOOL, COUNTY, SPECIAL DISTRICT TAXES	3,921,781.56	Net Valuation Taxable-Municipal	107,981,297.00	Reserves for Receivables	413,467.13
RESERVE FOR UNCOLLECTED TAXES	341,538.46	Net Valuation Taxable-County	141,710,017.00	Surplus Dec. 31, 1975	676,709.49
EXPENDITURES TOTAL	5,611,558.70	State Equalized Valuation	147,761,869.00	Total	1,343,798.56
		State Equalization Ratio	72.80		

2122

Population 1970 3,595
 Population 1975 3,820
 S & P Rating
 Moody Rating

General Tax Rate Per \$100. 3.68
 State Equalized Tax Rate 2.51

WASHINGTON TOWNSHIP — WARREN COUNTY

Form of Government:

Township Committee

Number of Members on Governing Body 5

PER CAPITA:

Gross Debt 194.17
 Net Debt
 Debt Service
 Total Tax Levy 414.15
 Municipal Expenditures 131.17

PER CENT:

Gross Debt 1.35
 Net Debt
 Tax Levy Collected 90.86
 Tax Levy Cancelled, Abated or Adjusted .30

EXPENDITURES		REVENUES-REALIZED		1975 PROPERTY TAX	
GENERAL GOVERNMENT				STATE EQUALIZED TAX RATE	
Governing Body & Public Boards		1975 Property Taxes Collected	1,441,859.84	Local District School Taxes .82	522,272.00
Municipal Clerk		1975 Payments in Lieu of Taxes		Regional & Consolidated School Tax 1.02	646,370.43
Financial Administration	3,540.00	Delinquent Tax & Lien Collections	114,031.10	School Taxes in Municipal Budget	
Assessment of Taxes	5,460.00	Business Personalty Replacement Taxes	50,711.76	County Taxes .55	350,221.08
Collection of Taxes	7,385.00	Taxes from Public Utilities	99,650.91	County Library Taxes .02	12,949.75
Planning, Housing & Development	7,900.00	Other Miscellaneous Tax Revenues		Local Municipal Purpose Taxes .06	39,738.59
Human Resources		State Aid Revenues	4,063.00	Veteran & Senior Citizen Taxes .04	26,830.00
Elections		Federal Aid Revenues		Total Taxes for Rate Computation 2.51	1,598,381.85
General Administration (other)	47,456.00	State and Local Fiscal Assistance Act Utilized	36,743.90	Special District Taxes	
JUDICIARY		Sale of Acquired Property		Bank Stock Taxes	506.48
Municipal Courts	6,150.00	Other Miscellaneous Revenues	73,505.57	Added and Omitted Taxes	9,978.82
PUBLIC SAFETY		Total	1,820,576.08	Total Taxes Levied - ABSTRACT	1,582,037.15
Fire Protection	21,700.00	Prior Years Surplus Appropriated	170,000.00	Total Taxes Billed	1,586,902.00
Police Protection	38,100.00	REVENUES TOTAL	1,990,576.08	1975 TAXES COLLECTED	1,441,859.84
Civil Defense & Disaster Control	450.00	Reserve For Uncollected Taxes	154,124.51	1975 Taxes Cancelled, Abated or Adjusted	4,738.74
Environmental Inspection & Control	3,590.00	CAPITAL OUTLAY TOTAL	121,287.30	Transfer to Tax Title Liens or Foreclosed	8,526.56
Other Public Safety				Balance Outstanding Dec. 31, 1975	131,776.86
PUBLIC WORKS				PRIOR YEARS TAXES OUTSTANDING	
Streets and Drainage	107,424.90	Public Enterprises		Balance January 1, 1975	127,718.79
Sewers and Sewage Processing	3,990.00	Recreation—Culture		Collected in 1975	111,470.55
Garbage and Trash Disposal	5,000.00	Public Works	14,703.63	Cancelled, Abated or Adjusted 1975	3,283.70
Public Buildings and Grounds	4,000.00	Buildings and Grounds	106,583.67	Transfers to Tax Title Liens or Foreclosed	4,833.18
Other Public Works		Library and Education		Balance December 31, 1975	8,131.36
HEALTH and WELFARE		Conservation		TAX TITLE LIENS OUTSTANDING	
Health Services Except Environmental	5,130.00	All Other		Balance January 1, 1975	16,341.27
Welfare-Public Assistance	2,625.00	CAPITAL DEBT AUTHORIZED, DECEMBER 31, 1975		Transfer From Taxes	14,034.36
Hospitals, Clinics, First Aid	400.00	ISSUED AND UNISSUED		Redeemed in 1975	2,560.55
Animal, Insect, & Rodent Control	2,730.00	School	741,732	Cancelled, Abated or Adjusted (1975)	
Other Welfare Services		Self-liquidating		Transfers to Foreclosed Property	
RECREATION and CONSERVATION		Other		Balance December 31, 1975	27,815.08
Beaches and Boardwalks		Total	741,732	PROPERTY ACQUIRED BY DEED OR	
Parks, Playgrounds, Shade Trees				FORECLOSURE	
Land Reclamation & Conservation	550.00	ISSUED AND OUTSTANDING		Balance January 1, 1975	6,875.00
Other Recreational Services	20,100.00	School	741,732.00	Transfers From Taxes or Liens	
EDUCATION (excluding schools)		Self-Liquidating		Sale for Cash (1975)	
Libraries		Other		Cancelled, Abated or Adjusted (1975)	
Other Educational Services		Total	741,732.00	Balance December 31, 1975	6,875.00
STATUTORY EXPENDITURES		EQUALIZED VALUATION BASIS		CURRENT FINANCES DECEMBER 31, 1975	
Pensions & F. I. C. A.	9,450.85	FOR NET DEBT COMPUTATION	54,748,906.67	ASSETS	
Employee Fringe Benefits		REAL PROPERTY VALUATIONS		Cash Dec. 31, 1975	859,197.08
Other Statutory Expenditures		Code Class # of Parcels % VAL'N		Taxes Receivable	139,908.22
CETA And Other Public Employment Programs		1 Vacant Land 331 6.78	2,887,650.00	Tax Title Liens	27,815.08
MUNICIPAL FUNCTIONS TOTAL	303,131.75	2 Residential 1163 72.48	30,888,547.00	Foreclosed Property	6,875.00
CAPITAL IMPROVEMENTS MEMO		3 Farm 186 7.77	3,311,400.00	Emergencies & Other Deferred Charges	21,146.22
DEBT SERVICE		4a Commercial 67 9.35	3,986,375.00	State and Federal Aid Receivable	12,800.00
Principal Payments		4b Industrial 8 3.39	1,443,700.00	Other Receivables	
Interest Payments		4c Apartments 2 .23	97,500.00	Total	1,067,741.60
DEFERRED CHARGES	43,809.78	Total 1757	42,615,172.00	LIABILITIES, RESERVES, AND SURPLUS	
SCHOOL, COUNTY, SPECIAL DISTRICT TAXES	1,531,813.26	Land Area 18.15 Sq. Miles		Cash Liabilities	672,706.02
RESERVE FOR UNCOLLECTED TAXES	154,124.51	Net Valuation Taxable-Municipal	43,528,595.00	Reserves for Receivables	174,598.30
EXPENDITURES TOTAL	2,032,879.30	Net Valuation Taxable-County	59,061,500.00	Surplus Dec. 31, 1975	220,437.28
		State Equalized Valuation	63,198,559.00	Total	1,067,741.60
		State Equalization Ratio	68.42		

1821

Population 1970 **4,765**
 Population 1975 **4,925**
 S & P Rating
 Moody Rating **A**

General Tax Rate Per \$100. **4.15**
 State Equalized Tax Rate **2.19**

WATCHUNG BOROUGH — SOMERSET COUNTY

Form of Government:

Borough Council

Number of Members on Governing Body 6

PER CAPITA:

Gross Debt **1,071.05**
 Net Debt **441.79**
 Debt Service **26.13**
 Total Tax Levy **741.11**
 Municipal Expenditures **282.67**

PER CENT:

Gross Debt **3.66**
 Net Debt **1.51**
 Tax Levy Collected **97.52**
 Tax Levy Cancelled, Abated or Adjusted **.03**

EXPENDITURES		REVENUES-REALIZED		1975 PROPERTY TAX	
GENERAL GOVERNMENT		1975 Property Taxes Collected		STATE EQUALIZED TAX RATE	
Governing Body & Public Boards			3,563,265.56	Local District School Taxes	1,502,945.00
Municipal Clerk		1975 Payments in Lieu of Taxes		Regional & Consolidated School Tax	886,408.44
Financial Administration	13,520.00	Delinquent Tax & Lien Collections	76,260.67	School Taxes in Municipal Budget	
Assessment of Taxes	24,750.00	Business Personalty Replacement Taxes	192,340.65	County Taxes	726,641.02
Collection of Taxes	15,920.00	Taxes from Public Utilities	215,089.78	County Library Taxes	37,893.56
Planning, Housing & Development	10,476.98	Other Miscellaneous Tax Revenues		Local Municipal Purpose Taxes	466,863.92
Human Resources		State Aid Revenues	3,508.50	Veteran & Senior Citizen Taxes	27,730.00
Elections	700.00	Federal Aid Revenues		Total Taxes for Rate Computation	3,648,481.94
General Administration (other)	132,085.30	State and Local Fiscal Assistance Act Utilized	44,650.00	Special District Taxes	
JUDICIARY		Sale of Acquired Property		Bank Stock Taxes	4,510.58
Municipal Courts	21,500.00	Other Miscellaneous Revenues	251,858.91	Added and Omitted Taxes	24,714.43
PUBLIC SAFETY		Total	4,346,974.07	Total Taxes Levied - ABSTRACT	3,649,976.95
Fire Protection	88,000.00	Prior Years Surplus Appropriated	240,000.00	Total Taxes Billed	3,653,896.95
Police Protection	435,646.00	REVENUES TOTAL	4,586,974.07	1975 TAXES COLLECTED	3,563,265.56
Civil Defense & Disaster Control	50.00	Reserve For Uncollected Taxes	110,093.23	1975 Taxes Cancelled, Abated or Adjusted	975.15
Environmental Inspection & Control	3,600.00	CAPITAL OUTLAY TOTAL	308,717.96	Transfer to Tax Title Liens or Foreclosed	2,680.70
Other Public Safety		Public Enterprises		Balance Outstanding Dec. 31, 1975	86,975.54
PUBLIC WORKS		Recreation—Culture		PRIOR YEARS TAXES OUTSTANDING	
Streets and Drainage	103,450.66	Public Works	1,798.50	Balance January 1, 1975	67,242.24
Sewers and Sewage Processing	51,400.00	Buildings and Grounds	306,919.46	Collected in 1975	64,173.75
Garbage and Trash Disposal		Library and Education		Cancelled, Abated or Adjusted 1975	
Public Buildings and Grounds	44,500.00	Conservation		Transfers to Tax Title Liens or Foreclosed	3,068.49
Other Public Works	26,682.59	All Other		Balance December 31, 1975	
HEALTH and WELFARE		CAPITAL DEBT AUTHORIZED, DECEMBER 31, 1975		TAX TITLE LIENS OUTSTANDING	
Health Services Except Environmental	9,966.63	ISSUED AND UNISSUED		Balance January 1, 1975	15,927.44
Welfare-Public Assistance	700.00	School	2,890,209	Transfer From Taxes	6,298.83
Hospitals, Clinics, First Aid	2,500.00	Self-liquidating		Redeemed in 1975	12,086.92
Animal, Insect, & Rodent Control	5,344.88	Other	2,384,700	Cancelled, Abated or Adjusted (1975)	
Other Welfare Services		Total	5,274,909	Transfers to Foreclosed Property	
RECREATION and CONSERVATION		ISSUED AND OUTSTANDING		Balance, December 31, 1975	10,139.35
Beaches and Boardwalks	1,500.00	School	2,890,209.00	PROPERTY ACQUIRED BY DEED OR	
Parks, Playgrounds, Shade Trees	29,500.00	Self-Liquidating		FORECLOSURE	
Land Reclamation & Conservation	18,475.00	Other	2,131,500.00	Balance January 1, 1975	
Other Recreational Services		Total	5,021,709.00	Transfers From Taxes or Liens	
EDUCATION (excluding schools)		EQUALIZED VALUATION BASIS		Sale for Cash (1975)	
Libraries	4,000.00	FOR NET DEBT COMPUTATION	144,165,678.67	Cancelled, Abated or Adjusted (1975)	
Other Educational Services		REAL PROPERTY VALUATIONS		Balance December 31, 1975	
STATUTORY EXPENDITURES		Code Class # of Parcels % VAL'N		CURRENT FINANCES DECEMBER 31, 1975	
Pensions & F. I. C. A.	68,000.00	1 Vacant Land 337 6.60	5,756,450.00	ASSETS	
Employee Fringe Benefits	17,768.62	2 Residential 1435 66.43	57,929,400.00	Cash Dec. 31, 1975	660,276.29
Other Statutory Expenditures		3 Farm 2 .05	50,300.00	Taxes Receivable	86,975.54
CETA And Other Public Employment Programs		4a Commercial 48 17.07	14,884,820.00	Tax Title Liens	10,139.35
MUNICIPAL FUNCTIONS TOTAL	1,130,036.66	4b Industrial 10 9.84	8,582,500.00	Foreclosed Property	
CAPITAL IMPROVEMENTS *MEMO*	15,000.00	4c Apartments		Emergencies & Other Deferred Charges	66,100.00
DEBT SERVICE		Total 1832	87,203,470.00	State and Federal Aid Receivable	61,000.00
Principal Payments	40,000.00	Land Area 6.00 Sq. Miles		Other Receivables	34,459.01
Interest Payments	88,704.00	Net Valuation Taxable-Municipal	87,923,673.00	Total	918,950.19
DEFERRED CHARGES	23,321.21	Net Valuation Taxable-County	157,817,251.00	LIABILITIES, RESERVES, AND SURPLUS	
SCHOOL, COUNTY, SPECIAL DISTRICT TAXES	3,153,888.02	State Equalized Valuation	165,940,874.00	Cash Liabilities	520,344.22
RESERVE FOR UNCOLLECTED TAXES	110,093.23	State Equalization Ratio	52.78	Reserves for Receivables	131,573.90
EXPENDITURES TOTAL	4,546,043.12			Surplus Dec. 31, 1975	267,032.07

0435

Population 1970 **4,095**
 Population 1975 **4,470**
 S & P Rating
 Moody Rating

General Tax Rate Per \$100. **4.32**
 State Equalized Tax Rate **2.90**

WATERFORD TOWNSHIP — CAMDEN COUNTY

Form of Government:

Township Committee

Number of Members on Governing Body 5

PER CAPITA:

Gross Debt **360.78**
 Net Debt **12.08**
 Debt Service **3.23**
 Total Tax Levy **371.46**
 Municipal Expenditures **183.67**

PER CENT:

Gross Debt **3.49**
 Net Debt **.12**
 Tax Levy Collected **89.63**
 Tax Levy Cancelled, Abated or Adjusted **.47**

EXPENDITURES		REVENUES-REALIZED		1975 PROPERTY TAX	
GENERAL GOVERNMENT				STATE EQUALIZED TAX RATE	
Governing Body & Public Boards		1975 Property Taxes Collected	1,488,239.86	Local District School Taxes	.87 484,510.60
Municipal Clerk		1975 Payments in Lieu of Taxes		Regional & Consolidated School Tax	.72 398,610.55
Financial Administration	8,325.00	Delinquent Tax & Lien Collections	109,116.11	School Taxes in Municipal Budget	
Assessment of Taxes	13,005.00	Business Personalty Replacement Taxes	17,958.77	County Taxes	1.00 555,755.44
Collection of Taxes	17,557.00	Taxes from Public Utilities	158,263.49	County Library Taxes	
Planning, Housing & Development	6,380.00	Other Miscellaneous Tax Revenues		Local Municipal Purpose Taxes	.25 141,786.27
Human Resources	450.00	State Aid Revenues	3,971.00	Veteran & Senior Citizen Taxes	.07 36,630.00
Elections	1,400.00	Federal Aid Revenues	42,356.70	Total Taxes for Rate Computation	2.91 1,617,292.86
General Administration (other)	91,938.00	State and Local Fiscal Assistance Act Utilized	89,943.81	Special District Taxes	
JUDICIARY		Sale of Acquired Property		Bank Stock Taxes	6,213.73
Municipal Courts	10,453.00	Other Miscellaneous Revenues	100,012.28	Added and Omitted Taxes	73,563.99
PUBLIC SAFETY		Total	2,009,862.02	Total Taxes Levied - ABSTRACT	1,660,440.58
Fire Protection	10,250.00	Prior Years Surplus Appropriated	190,000.00	Total Taxes Billed	1,660,440.58
Police Protection	92,700.00	REVENUES TOTAL	2,199,862.02	1975 TAXES COLLECTED	1,488,239.86
Civil Defense & Disaster Control	100.00	Reserve For Uncollected Taxes	184,211.63	1975 Taxes Cancelled, Abated or Adjusted	7,782.37
Environmental Inspection & Control	3,300.00	CAPITAL OUTLAY TOTAL	29,000.00	Transfer to Tax Title Liens or Foreclosed	9,708.08
Other Public Safety				Balance Outstanding Dec. 31, 1975	154,710.27
PUBLIC WORKS				PRIOR YEARS TAXES OUTSTANDING	
Streets and Drainage	138,015.80	Public Enterprises		Balance January 1, 1975	105,961.99
Sewers and Sewage Processing	750.00	Recreation—Culture		Collected in 1975	101,312.37
Garbage and Trash Disposal	46,800.00	Public Works	29,000.00	Cancelled, Abated or Adjusted 1975	319.81
Public Buildings and Grounds	69,120.00	Buildings and Grounds		Transfers to Tax Title Liens or Foreclosed	
Other Public Works	7,000.00	Library and Education		Balance December 31, 1975	4,329.81
HEALTH and WELFARE		Conservation		TAX TITLE LIENS OUTSTANDING	
Health Services Except Environmental	3,700.00	All Other		Balance January 1, 1975	25,872.15
Welfare-Public Assistance	3,225.00	CAPITAL DEBT AUTHORIZED, DECEMBER 31, 1975		Transfer From Taxes	9,708.08
Hospitals, Clinics, First Aid		ISSUED AND UNISSUED GROSS DEBT NET DEBT		Redeemed in 1975	7,803.74
Animal, Insect, & Rodent Control		School 779,333		Cancelled, Abated or Adjusted (1975)	
Other Welfare Services		Self-liquidating		Transfers to Foreclosed Property	
RECREATION and CONSERVATION		Other 54,000	54,000	Balance December 31, 1975	27,776.49
Beaches and Boardwalks		Total 833,333	54,000	PROPERTY ACQUIRED BY DEED OR FORECLOSURE	
Parks, Playgrounds, Shade Trees	6,100.00	ISSUED AND OUTSTANDING		Balance January 1, 1975	19,736.00
Land Reclamation & Conservation		School	779,333.00	Transfers From Taxes or Liens	
Other Recreational Services	1,700.00	Self-Liquidating		Sale for Cash (1975)	
EDUCATION (excluding schools)		Other	25,500.00	Cancelled, Abated or Adjusted (1975)	
Libraries	6,500.00	Total	804,833.00	Balance December 31, 1975	19,736.00
Other Educational Services		EQUALIZED VALUATION BASIS		CURRENT FINANCES DECEMBER 31, 1975	
STATUTORY EXPENDITURES		FOR NET DEBT COMPUTATION	46,243,497.33	ASSETS	
Pensions & F. I. C. A.	24,210.00	REAL PROPERTY VALUATIONS		Cash Dec. 31, 1975	631,499.65
Employee Fringe Benefits	4,438.20	Code Class # of Parcels % VAL'N		Taxes Receivable	159,040.08
Other Statutory Expenditures		1 Vacant Land 749 9.39	3,462,325.00	Tax Title Liens	27,776.49
CETA And Other Public Employment Programs	40,008.00	2 Residential 1417 73.44	27,086,250.00	Foreclosed Property	19,736.00
MUNICIPAL FUNCTIONS TOTAL	607,425.00	3 Farm 166 3.80	1,401,155.00	Emergencies & Other Deferred Charges	44,888.62
CAPITAL IMPROVEMENTS		4a Commercial 112 12.36	4,556,950.00	State and Federal Aid Receivable	5,007.00
DEBT SERVICE		4b Industrial 12 .92	340,300.00	Other Receivables	24,974.56
Principal Payments	12,500.00	4c Apartments 1 .10	35,100.00	Total	912,922.40
Interest Payments	1,960.00	Total 2457	36,882,080.00	LIABILITIES, RESERVES, AND SURPLUS	
DEFERRED CHARGES	14,917.37	Land Area 36.11 Sq. Miles		Cash Liabilities	450,995.52
SCHOOL, COUNTY, SPECIAL DISTRICT TAXES	1,438,876.59	Net Valuation Taxable-Municipal	37,397,015.00	Reserves for Receivables	231,527.13
RESERVE FOR UNCOLLECTED TAXES	184,211.63	Net Valuation Taxable-County	51,384,099.00	Surplus Dec. 31, 1975	230,399.75
EXPENDITURES TOTAL	2,259,890.59	State Equalized Valuation	55,374,852.00	Total	912,922.40
		State Equalization Ratio	67.23		

1614

Population 1970 49,300
 Population 1975 50,245
 S & P Rating
 Moody Rating A-1

General Tax Rate Per \$100. 4.15
 State Equalized Tax Rate 2.56

WAYNE TOWNSHIP — PASSAIC COUNTY
 Form of Government:
 Mayor-Council Plan F (OMCL50)
 Number of Members on Governing Body 9

PER CAPITA: 1,511.15
 Gross Debt 512.58
 Net Debt 28.27
 Debt Service 544.64
 Total Tax Levy 228.24
 Municipal Expenditures

PER CENT: 8.26
 Gross Debt 2.80
 Net Debt 97.39
 Tax Levy Collected
 Tax Levy Cancelled, Abated or Adjusted .60

EXPENDITURES		REVENUES-REALIZED		1975 PROPERTY TAX	
GENERAL GOVERNMENT				STATE EQUALIZED TAX RATE 1.43	15,304,716.00
Governing Body & Public Boards	27,289.00	1975 Property Taxes Collected	26,710,222.21	Local District School Taxes	
Municipal Clerk		1975 Payments in Lieu of Taxes		Regional & Consolidated School Tax	
Financial Administration	117,289.00	Delinquent Tax & Lien Collections	616,186.26	School Taxes in Municipal Budget	
Assessment of Taxes	97,873.00	Business Personalty Replacement Taxes	523,479.82	County Taxes	5,803,903.30
Collection of Taxes	117,910.00	Taxes from Public Utilities	1,166,461.28	County Library Taxes	
Planning, Housing & Development	122,686.00	Other Miscellaneous Tax Revenues		Local Municipal Purpose Taxes	6,103,554.24
Human Resources	108,400.25	State Aid Revenues	218,972.00	Veteran & Senior Citizen Taxes	238,820.00
Elections		Federal Aid Revenues	254,144.15	Total Taxes for Rate Computation	27,450,993.54
General Administration (other)	1,019,878.00	State and Local Fiscal Assistance Act Utilized	650,966.95	Special District Taxes	3,677.74
JUDICIARY		Sale of Acquired Property		Bank Stock Taxes	56,285.73
Municipal Courts	85,769.00	Other Miscellaneous Revenues	1,448,238.97	Added and Omitted Taxes	93,161.46
PUBLIC SAFETY		Total	31,588,671.64	Total Taxes Levied - ABSTRACT	27,365,298.47
Fire Protection	241,125.00	Prior Years Surplus Appropriated	1,304,150.00	Total Taxes Billed	27,426,686.37
Police Protection	2,094,885.00	REVENUES TOTAL	32,892,821.64	1975 TAXES COLLECTED	26,710,222.21
Civil Defense & Disaster Control	4,000.00	Reserve For Uncollected Taxes	1,030,700.70	1975 Taxes Cancelled, Abated or Adjusted	163,562.57
Environmental Inspection & Control	159,609.00	CAPITAL OUTLAY TOTAL	3,344,958.91	Transfer to Tax Title Liens or Foreclosed	
Other Public Safety		Public Enterprises	1,108,956.49	Balance Outstanding Dec. 31, 1975	552,901.59
PUBLIC WORKS		Recreation—Culture	75,812.30	PRIOR YEARS TAXES OUTSTANDING	
Streets and Drainage	1,436,781.50	Public Works	1,700,680.05	Balance January 1, 1975	748,390.43
Sewers and Sewage Processing		Buildings and Grounds	458,810.07	Collected in 1975	584,818.97
Garbage and Trash Disposal	821,300.00	Library and Education	700.00	Cancelled, Abated or Adjusted 1975	83,175.07
Public Buildings and Grounds	262,699.00	Conservation		Transfers to Tax Title Liens or Foreclosed	
Other Public Works		All Other		Balance December 31, 1975	80,396.39
HEALTH and WELFARE				TAX TITLE LIENS OUTSTANDING	
Health Services Except Environmental	176,473.00	CAPITAL DEBT AUTHORIZED, DECEMBER 31, 1975		Balance January 1, 1975	47,346.03
Welfare-Public Assistance	4,450.00	ISSUED AND UNISSUED		Transfer From Taxes	
Hospitals, Clinics, First Aid	20,000.00	School	18,317,000	Redeemed in 1975	31,367.29
Animal, Insect, & Rodent Control	7,000.00	Self-liquidating	31,855,874	Cancelled, Abated or Adjusted (1975)	5,503.93
Other Welfare Services		Other	25,754,770	Transfers to Foreclosed Property	3,535.32
RECREATION and CONSERVATION		Total	75,927,644	Balance December 31, 1975	6,939.49
Beaches and Boardwalks		ISSUED AND OUTSTANDING		PROPERTY ACQUIRED BY DEED OR	
Parks, Playgrounds, Shade Trees	322,731.00	School	18,317,000.00	FORECLOSURE	
Land Reclamation & Conservation	1,000.00	Self-Liquidating	14,571,800.00	Balance January 1, 1975	209,586.00
Other Recreational Services	127,098.00	Other	17,555,000.00	Transfers From Taxes or Liens	
EDUCATION (excluding schools)		Total	50,443,800.00	Sale for Cash (1975)	
Libraries	473,990.00	EQUALIZED VALUATION BASIS		Cancelled, Abated or Adjusted (1975)	
Other Educational Services	19,925.00	FOR NET DEBT COMPUTATION	918,710,200.33	Balance December 31, 1975	209,586.00
STATUTORY EXPENDITURES		REAL PROPERTY VALUATIONS		CURRENT FINANCES DECEMBER 31, 1975	
Pensions & F. I. C. A.	575,000.00	Code Class # of Parcels % VAL'N		ASSETS	
Employee Fringe Benefits	227,000.00	1 Vacant Land 1238 6.35	41,609,400.00	Cash Dec. 31, 1975	3,228,278.59
Other Statutory Expenditures		2 Residential 11453 58.84	385,254,100.00	Taxes Receivable	633,297.98
CETA And Other Public Employment Programs	289,306.00	3 Farm 46 .16	1,065,700.00	Tax Title Liens	6,939.49
MUNICIPAL FUNCTIONS TOTAL	8,961,466.75	4a Commercial 337 22.91	149,981,100.00	Foreclosed Property	209,586.00
CAPITAL IMPROVEMENTS *MEMO*	100,000.00	4b Industrial 80 8.12	53,156,500.00	Emergencies & Other Deferred Charges	120,085.00
DEBT SERVICE		4c Apartments 13 3.62	23,721,100.00	State and Federal Aid Receivable	111,212.50
Principal Payments	529,136.33	Total 13167	654,787,900.00	Other Receivables	49,792.99
Interest Payments	891,421.42	Land Area 24.89 Sq. Miles		Total	4,359,192.55
DEFERRED CHARGES	55,397.62	Net Valuation Taxable-Municipal	662,909,111.00	LIABILITIES, RESERVES, AND SURPLUS	
SCHOOL COUNTY, SPECIAL DISTRICT TAXES	21,112,297.04	Net Valuation Taxable-County	951,315,532.00	Cash Liabilities	1,554,236.49
RESERVE FOR UNCOLLECTED TAXES	1,030,700.70	State Equalized Valuation	1,066,964,657.00	Reserves for Receivables	899,616.46
EXPENDITURES TOTAL	32,580,419.86	State Equalization Ratio	61.84	Surplus Dec. 31, 1975	1,905,339.60
				Total	4,359,192.55

0911

Population 1970 **13,385**
 Population 1975 **13,305**
 S & P Rating **B88**
 Moody Rating **BAA**

General Tax Rate Per \$100. **5.11**
 State Equalized Tax Rate **4.65**

WEEHAWKEN TOWNSHIP — HUDSON COUNTY

Form of Government:

Township Committee

Number of Members on Governing Body 7

PER CAPITA:

Gross Debt **106.79**
 Net Debt **75.07**
 Debt Service **13.62**
 Total Tax Levy **432.74**
 Municipal Expenditures **302.35**

PER CENT:

Gross Debt **1.07**
 Net Debt **.75**
 Tax Levy Collected **94.67**
 Tax Levy Cancelled, Abated or Adjusted

EXPENDITURES		REVENUES-REALIZED		1975 PROPERTY TAX	
GENERAL GOVERNMENT				STATE EQUALIZED TAX RATE	
Governing Body & Public Boards				Local District School Taxes	2.31
Municipal Clerk				Regional & Consolidated School Tax	
Financial Administration	12,000.00	1975 Property Taxes Collected	5,451,526.10	School Taxes in Municipal Budget	.06
Assessment of Taxes	8,350.00	1975 Payments in Lieu of Taxes		County Taxes	1.14
Collection of Taxes	17,400.00	Delinquent Tax & Lien Collections	175,420.30	County Library Taxes	
Planning, Housing & Development	10,000.00	Business Personalty Replacement Taxes	438,215.43	Local Municipal Purpose Taxes	1.12
Human Resources	20,900.00	Taxes from Public Utilities	178,690.24	Veteran & Senior Citizen Taxes	.03
Elections	4,278.18	Other Miscellaneous Tax Revenues		Total Taxes for Rate Computation	4.66
General Administration (other)	169,664.06	State Aid Revenues	967,037.50	Special District Taxes	
JUDICIARY		Federal Aid Revenues	219,350.07	Bank Stock Taxes	
Municipal Courts	24,400.00	State and Local Fiscal Assistance Act Utilized	286,754.00	Added and Omitted Taxes	
PUBLIC SAFETY		Sale of Acquired Property		Total Taxes Levied - ABSTRACT	
Fire Protection	802,964.22	Other Miscellaneous Revenues	188,834.04	Total Taxes Billed	
Police Protection	734,708.82			1975 TAXES COLLECTED	
Civil Defense & Disaster Control	500.00	Prior Years Surplus Appropriated	280,000.00	1975 Taxes Cancelled, Abated or Adjusted	
Environmental Inspection & Control	3,800.00	REVENUES TOTAL	8,185,837.68	Transfer to Tax Title Liens or Foreclosed	
Other Public Safety		Reserve For Uncollected Taxes	414,203.90	Balance Outstanding Dec. 31, 1975	306,648.24
PUBLIC WORKS		CAPITAL OUTLAY TOTAL	48,065.00	PRIOR YEARS TAXES OUTSTANDING	
Streets and Drainage	271,602.90	Public Enterprises		Balance January 1, 1975	831,923.83
Sewers and Sewage Processing	73,425.08	Recreation—Culture		Collected in 1975	175,420.30
Garbage and Trash Disposal	250,000.00	Public Works	35,165.00	Cancelled, Abated or Adjusted 1975	
Public Buildings and Grounds	40,000.00	Buildings and Grounds	12,900.00	Transfers to Tax Title Liens or Foreclosed	
Other Public Works		Library and Education		Balance December 31, 1975	656,503.53
HEALTH and WELFARE		Conservation		TAX TITLE LIENS OUTSTANDING	
Health Services Except Environmental	22,125.00	All Other		Balance January 1, 1975	5,414.21
Welfare-Public Assistance	27,650.00	CAPITAL DEBT AUTHORIZED, DECEMBER 31, 1975		Transfer From Taxes	
Hospitals, Clinics, First Aid		ISSUED AND UNISSUED		Redeemed in 1975	
Animal, Insect, & Rodent Control		School	422,000	Cancelled, Abated or Adjusted (1975)	
Other Welfare Services		Self-liquidating		Transfers to Foreclosed Property	
RECREATION and CONSERVATION		Other	998,775	Balance December 31, 1975	5,414.21
Beaches and Boardwalks		Total	1,420,775	PROPERTY ACQUIRED BY DEED OR	
Parks, Playgrounds, Shade Trees	51,485.86			FORECLOSURE	
Land Reclamation & Conservation		ISSUED AND OUTSTANDING		Balance January 1, 1975	42,200.00
Other Recreational Services	51,552.00	School	422,000.00	Transfers From Taxes or Liens	
EDUCATION (excluding schools)		Self-Liquidating		Sale for Cash (1975)	
Libraries	47,500.00	Other	992,500.00	Cancelled, Abated or Adjusted (1975)	
Other Educational Services		Total	1,414,500.00	Balance December 31, 1975	42,200.00
STATUTORY EXPENDITURES		EQUALIZED VALUATION BASIS		CURRENT FINANCES DECEMBER 31, 1975	
Pensions & F. I. C. A.	366,116.21	FOR NET DEBT COMPUTATION	132,392,631.33	ASSETS	
Employee Fringe Benefits	66,800.00	REAL PROPERTY VALUATIONS		Cash Dec. 31, 1975	732,844.59
Other Statutory Expenditures		Code Class # of Parcels % VAL'N		Taxes Receivable	963,151.77
CETA And Other Public Employment Programs	205,556.78	1 Vacant Land 86 1.92	2,150,800.00	Tax Title Liens	5,414.21
MUNICIPAL FUNCTIONS TOTAL	3,282,779.11	2 Residential 1485 50.93	57,026,100.00	Foreclosed Property	42,200.00
CAPITAL IMPROVEMENTS *MEMO*		3 Farm		Emergencies & Other Deferred Charges	220,088.63
DEBT SERVICE		4a Commercial 59 5.30	5,939,950.00	State and Federal Aid Receivable	244,813.05
Principal Payments	97,000.00	4b Industrial 42 26.25	29,389,900.00	Other Receivables	25,427.18
Interest Payments	84,229.92	4c Apartments 134 15.60	17,471,800.00	Total	2,233,939.43
TYPE I SCHL DEBT --MEMO	70,497.92	Total 1806	111,978,550.00	LIABILITIES, RESERVES, AND SURPLUS	
DEFERRED CHARGES	144,528.34	Land Area .78 Sq. Miles		Cash Liabilities	647,954.51
SCHOOL, COUNTY, SPECIAL DISTRICT TAXES	4,355,602.22	Net Valuation Taxable-Municipal	113,223,988.00	Reserves for Receivables	1,036,193.16
RESERVE FOR UNCOLLECTED TAXES	414,203.90	Net Valuation Taxable-County	144,272,485.00	Surplus Dec. 31, 1975	549,791.76
EXPENDITURES TOTAL	8,378,343.49	State Equalized Valuation	138,212,120.00	Total	2,233,939.43
		State Equalization Ratio	91.00		

0819

Population 1970 2,375
 Population 1975 2,465
 S & P Rating
 Moody Rating

General Tax Rate Per \$100. 3.62
 State Equalized Tax Rate 2.89

WENONAH BOROUGH — GLOUCESTER COUNTY

Form of Government:

Borough Council

Number of Members on Governing Body 6

PER CAPITA:

Gross Debt 208.15
 Net Debt 2.43
 Debt Service
 Total Tax Levy 320.01
 Municipal Expenditures 116.45

PER CENT:

Gross Debt 2.14
 Net Debt .02
 Tax Levy Collected 97.42
 Tax Levy Cancelled, Abated or Adjusted .03

EXPENDITURES		REVENUES-REALIZED		1975 PROPERTY TAX	
GENERAL GOVERNMENT				STATE EQUALIZED TAX RATE	
Governing Body & Public Boards		1975 Property Taxes Collected	770,323.73	Local District School Taxes .87	239,787.00
Municipal Clerk	5,600.00	1975 Payments in Lieu of Taxes		Regional & Consolidated School Tax .93	255,389.36
Financial Administration	2,714.69	Delinquent Tax & Lien Collections	11,293.42	School Taxes in Municipal Budget	
Assessment of Taxes	3,000.00	Business Personalty Replacement Taxes	3,004.98	County Taxes .53	146,849.91
Collection of Taxes	13,619.56	Taxes from Public Utilities	38,766.17	County Library Taxes	
Planning, Housing & Development	1,536.96	Other Miscellaneous Tax Revenues		Local Municipal Purpose Taxes .50	138,340.10
Human Resources		State Aid Revenues	1,895.00	Veteran & Senior Citizen Taxes .06	15,340.00
Elections	505.60	Federal Aid Revenues	13,973.94	Total Taxes for Rate Computation 2.89	795,706.37
General Administration (other)	21,565.78	State and Local Fiscal Assistance Act Utilized	16,544.69	Special District Taxes	
JUDICIARY		Sale of Acquired Property		Bank Stock Taxes	813.05
Municipal Courts	7,386.35	Other Miscellaneous Revenues	21,360.97	Added and Omitted Taxes	7,651.52
PUBLIC SAFETY		Total	877,162.90	Total Taxes Levied - ABSTRACT	788,830.94
Fire Protection	14,335.00	Prior Years Surplus Appropriated	58,000.00	Total Taxes Billed	790,696.14
Police Protection	66,798.38	REVENUES TOTAL	935,162.90	1975 TAXES COLLECTED	770,323.73
Civil Defense & Disaster Control	500.00	Reserve For Uncollected Taxes	22,222.60	1975 Taxes Cancelled, Abated or Adjusted	205.00
Environmental Inspection & Control	1,840.00	CAPITAL OUTLAY TOTAL	6,634.74	Transfer to Tax Title Liens or Foreclosed	3,840.82
Other Public Safety				Balance Outstanding Dec. 31, 1975	16,326.59
PUBLIC WORKS				PRIOR YEARS TAXES OUTSTANDING	
Streets and Drainage	63,008.88	Public Enterprises		Balance January 1, 1975	12,927.69
Sewers and Sewage Processing		Recreation—Culture		Collected in 1975	10,606.74
Garbage and Trash Disposal	2,000.00	Public Works		Cancelled, Abated or Adjusted 1975	80.00
Public Buildings and Grounds	9,750.00	Buildings and Grounds	6,634.74	Transfers to Tax Title Liens or Foreclosed	2,240.95
Other Public Works		Library and Education		Balance December 31, 1975	
HEALTH and WELFARE		Conservation		TAX TITLE LIENS OUTSTANDING	
Health Services Except Environmental	465.00	All Other		Balance January 1, 1975	1,161.06
Welfare-Public Assistance	225.00	CAPITAL DEBT AUTHORIZED, DECEMBER 31, 1975		Transfer From Taxes	6,374.22
Hospitals, Clinics, First Aid		ISSUED AND UNISSUED		Redeemed in 1975	686.68
Animal, Insect, & Rodent Control	1,350.00	School	404,091	Cancelled, Abated or Adjusted (1975)	
Other Welfare Services		Self-liquidating	103,000	Transfers to Foreclosed Property	
RECREATION and CONSERVATION		Other	6,000	Balance December 31, 1975	6,848.60
Beaches and Boardwalks		Total	513,091	PROPERTY ACQUIRED BY DEED OR FORECLOSURE	
Parks, Playgrounds, Shade Trees	2,618.64			Balance January 1, 1975	41,600.00
Land Reclamation & Conservation				Transfers From Taxes or Liens	
Other Recreational Services	6,850.00			Sale for Cash (1975)	
EDUCATION (excluding schools)				Cancelled, Abated or Adjusted (1975)	
Libraries	3,027.00			Balance December 31, 1975	41,600.00
Other Educational Services				CURRENT FINANCES DECEMBER 31, 1975	
STATUTORY EXPENDITURES				ASSETS	
Pensions & F. I. C. A.	13,192.71			Cash Dec. 31, 1975	183,535.92
Employee Fringe Benefits	5,391.68			Taxes Receivable	16,326.59
Other Statutory Expenditures				Tax Title Liens	6,848.60
CETA And Other Public Employment Programs	13,973.94			Foreclosed Property	41,600.00
MUNICIPAL FUNCTIONS TOTAL	261,255.17			Emergencies & Other Deferred Charges	4,683.70
CAPITAL IMPROVEMENTS * MEMO *	3,000.00			State and Federal Aid Receivable	17,000.00
DEBT SERVICE				Other Receivables	
Principal Payments				Total	269,994.81
Interest Payments				LIABILITIES, RESERVES, AND SURPLUS	
DEFERRED CHARGES	3,569.00			Cash Liabilities	152,411.80
SCHOOL, COUNTY, SPECIAL DISTRICT TAXES	642,026.27			Reserves for Receivables	64,775.19
RESERVE FOR UNCOLLECTED TAXES	22,222.60			Surplus Dec. 31, 1975	52,807.82
EXPENDITURES TOTAL	929,073.04			Total	269,994.81

1026

Population 1970 2,160
 Population 1975 2,280
 S & P Rating
 Moody Rating

General Tax Rate Per \$100. 3.40
 State Equalized Tax Rate 2.59

WEST AMWELL TOWNSHIP - HUNTERDON CO.

Form of Government:
 Township Committee
 Number of Members on Governing Body 3

PER CAPITA: 102.05
 Gross Debt
 Net Debt
 Debt Service .13
 Total Tax Levy 459.94
 Municipal Expenditures 173.23
 PER CENT: .62
 Gross Debt
 Net Debt
 Tax Levy Collected 86.32
 Tax Levy Cancelled, Abated or Adjusted .11

EXPENDITURES		REVENUES-REALIZED		1975 PROPERTY TAX	
GENERAL GOVERNMENT				STATE EQUALIZED TAX RATE	
Governing Body & Public Boards		1975 Property Taxes Collected	907,596.32	Local District School Taxes .91	371,114.14
Municipal Clerk		1975 Payments in Lieu of Taxes		Regional & Consolidated School Tax .95	387,528.08
Financial Administration	6,100.00	Delinquent Tax & Lien Collections	102,784.06	School Taxes in Municipal Budget	
Assessment of Taxes	5,200.00	Business Personality Replacement Taxes	15,872.06	County Taxes .44	178,120.18
Collection of Taxes	6,000.00	Taxes from Public Utilities	100,821.99	County Library Taxes .02	9,150.68
Planning, Housing & Development	8,500.00	Other Miscellaneous Tax Revenues		Local Municipal Purpose Taxes .23	95,335.20
Human Resources		State Aid Revenues	4,126.00	Veteran & Senior Citizen Taxes .03	13,310.00
Elections		Federal Aid Revenues		Total Taxes for Rate Computation 2.58	1,054,558.28
General Administration (other)	40,650.00	State and Local Fiscal Assistance Act Utilized	22,838.28	Special District Taxes	
JUDICIARY		Sale of Acquired Property		Bank Stock Taxes	
Municipal Courts	4,275.00	Other Miscellaneous Revenues	38,651.11	Added and Omitted Taxes	7,408.46
PUBLIC SAFETY		Total	1,192,689.82	Total Taxes Levied - ABSTRACT	1,048,656.74
Fire Protection	7,500.00	Prior Years Surplus Appropriated	100,000.00	Total Taxes Billed	1,051,405.04
Police Protection	15,200.00	REVENUES TOTAL	1,292,689.82	1975 TAXES COLLECTED	907,596.32
Civil Defense & Disaster Control	200.00	Reserve For Uncollected Taxes	127,294.38	1975 Taxes Cancelled, Abated or Adjusted	1,162.10
Environmental Inspection & Control	1,575.00	CAPITAL OUTLAY TOTAL	22,848.20	Transfer to Tax Title Liens or Foreclosed Balance Outstanding Dec. 31, 1975	2,301.94
Other Public Safety					140,344.68
PUBLIC WORKS				PRIOR YEARS TAXES OUTSTANDING	
Streets and Drainage	105,600.28	Public Enterprises		Balance January 1, 1975	102,717.83
Sewers and Sewage Processing		Recreation—Culture		Collected in 1975	100,159.13
Garbage and Trash Disposal	8,100.00	Public Works	22,848.20	Cancelled, Abated or Adjusted 1975	680.00
Public Buildings and Grounds	31,007.00	Buildings and Grounds		Transfers to Tax Title Liens or Foreclosed Balance December 31, 1975	1,878.70
Other Public Works	8,000.00	Library and Education		TAX TITLE LIENS OUTSTANDING	
HEALTH and WELFARE		Conservation		Balance January 1, 1975	6,256.29
Health Services Except Environmental	2,400.00	All Other		Transfer From Taxes	2,301.94
Welfare-Public Assistance	765.00	CAPITAL DEBT AUTHORIZED, DECEMBER 31, 1975		Redeemed in 1975	2,624.93
Hospitals, Clinics, First Aid		ISSUED AND UNISSUED		Cancelled, Abated or Adjusted (1975)	
Animal, Insect, & Rodent Control	25.00	School	232,684	Transfers to Foreclosed Property	
Other Welfare Services		Self-Liquidating		Balance December 31, 1975	5,933.30
RECREATION and CONSERVATION		Other		PROPERTY ACQUIRED BY DEED OR FORECLOSURE	
Beaches and Boardwalks		Total	232,684	Balance January 1, 1975	4,156.80
Parks, Playgrounds, Shade Trees		ISSUED AND OUTSTANDING		Transfers From Taxes or Liens	
Land Reclamation & Conservation	1,000.00	School	232,684.00	Sale for Cash (1975)	
Other Recreational Services	500.00	Self-Liquidating		Cancelled, Abated or Adjusted (1975)	
EDUCATION (excluding schools)		Other		Balance December 31, 1975	4,156.80
Libraries		Total	232,684.00	CURRENT FINANCES DECEMBER 31, 1975	
Other Educational Services		EQUALIZED VALUATION BASIS		ASSETS	
STATUTORY EXPENDITURES		FOR NET DEBT COMPUTATION	37,737,201.67	Cash Dec. 31, 1975	340,465.48
Pensions & F. I. C. A.	10,512.00	REAL PROPERTY VALUATIONS		Taxes Receivable	142,223.38
Employee Fringe Benefits	3,500.00	Code Class # of Parcels % VAL'N		Tax Title Liens	5,933.30
Other Statutory Expenditures		1 Vacant Land 210 5.31	1,625,073.00	Foreclosed Property	4,156.80
CETA And Other Public Employment Programs		2 Residential 582 59.90	18,342,843.00	Emergencies & Other Deferred Charges	18,000.00
MUNICIPAL FUNCTIONS TOTAL	266,609.28	3 Farm 264 20.91	6,403,022.00	State and Federal Aid Receivable	47,369.00
CAPITAL IMPROVEMENTS *MEMO	12,000.00	4a Commercial 32 5.68	1,738,351.00	Other Receivables	21,219.87
DEBT SERVICE		4b Industrial 7 7.25	2,220,725.00	Total	579,367.83
Principal Payments		4c Apartments 6 .96	294,175.00	LIABILITIES, RESERVES, AND SURPLUS	
Interest Payments	300.00	Total 1101	30,624,189.00	Cash Liabilities	78,863.48
DEFERRED CHARGES	756.10	Land Area 21.60 Sq. Miles		Reserves for Receivables	173,533.35
SCHOOL, COUNTY, SPECIAL DISTRICT TAXES	945,913.08	Net Valuation Taxable-Municipal	31,102,570.00	Surplus Dec. 31, 1975	326,971.00
RESERVE FOR UNCOLLECTED TAXES	127,294.38	Net Valuation Taxable-County	40,885,187.00	Total	579,367.83
EXPENDITURES TOTAL	1,340,872.84	State Equalized Valuation	40,635,985.00		
		State Equalization Ratio	76.26		

0721

Population 1970 11,960
 Population 1975 12,320
 S & P Rating
 Moody Rating A-1

General Tax Rate Per \$100. 3.33
 State Equalized Tax Rate 3.84

WEST CALDWELL BOROUGH -- ESSEX COUNTY

Form of Government:

Borough Council

Number of Members on Governing Body 6

PER CAPITA:

Gross Debt 61.19
 Net Debt 328.32
 Debt Service 10.02
 Total Tax Levy 731.14
 Municipal Expenditures 226.21

PER CENT:

Gross Debt 3.94
 Net Debt 1.96
 Tax Levy Collected 95.78
 Tax Levy Cancelled, Abated or Adjusted .86

EXPENDITURES		REVENUES-REALIZED		1975 PROPERTY TAX	
GENERAL GOVERNMENT				STATE EQUALIZED TAX RATE	
Governing Body & Public Boards		1975 Property Taxes Collected	8,632,636.08	Local District School Taxes	1.94 4,555,521.86
Municipal Clerk		1975 Payments in Lieu of Taxes		Regional & Consolidated School Tax	
Financial Administration	19,680.00	Delinquent Tax & Lien Collections	519,611.92	School Taxes in Municipal Budget	
Assessment of Taxes	28,400.46	Business Personalty Replacement Taxes	134,006.50	County Taxes	1.21 2,827,024.89
Collection of Taxes	28,634.89	Taxes from Public Utilities	422,183.12	County Library Taxes	
Planning, Housing & Development	15,624.92	Other Miscellaneous Tax Revenues		Local Municipal Purpose Taxes	.67 1,566,979.71
Human Resources	6,500.00	State Aid Revenues	4,484.00	Veteran & Senior Citizen Taxes	.03 63,750.00
Elections	1,618.52	Federal Aid Revenues		Total Taxes for Rate Computation	3.85 9,013,276.46
General Administration (other)	230,456.66	State and Local Fiscal Assistance Act Utilized	69,985.91	Special District Taxes	
JUDICIARY		Sale of Acquired Property		Bank Stock Taxes	12,412.78
Municipal Courts	27,635.00	Other Miscellaneous Revenues	411,519.11	Added and Omitted Taxes	45,764.19
PUBLIC SAFETY		Total	10,194,426.64	Total Taxes Levied - ABSTRACT	9,007,703.43
Fire Protection	38,000.20	Prior Years Surplus Appropriated	190,500.00	Total Taxes Billed	9,012,671.31
Police Protection	530,183.56	REVENUES TOTAL	10,384,926.64	1975 TAXES COLLECTED	8,632,636.08
Civil Defense & Disaster Control	1,445.00	Reserve For Uncollected Taxes	634,717.47	1975 Taxes Cancelled, Abated or Adjusted	77,408.25
Environmental Inspection & Control	23,962.48	CAPITAL OUTLAY TOTAL	405,030.15	Transfer to Tax Title Liens or Foreclosed	1,655.01
Other Public Safety				Balance Outstanding Dec. 31, 1975	300,971.97
PUBLIC WORKS				PRIOR YEARS TAXES OUTSTANDING	
Streets and Drainage	211,706.71	Public Enterprises	26,281.58	Balance January 1, 1975	388,479.47
Sewers and Sewage Processing	192,387.12	Recreation—Culture	54,486.82	Collected in 1975	370,798.07
Garbage and Trash Disposal	83,600.00	Public Works	68,569.38	Cancelled, Abated or Adjusted 1975	16,445.25
Public Buildings and Grounds	83,200.71	Buildings and Grounds	226,509.00	Transfers to Tax Title Liens or Foreclosed	1,236.15
Other Public Works		Library and Education	29,183.37	Balance December 31, 1975	
HEALTH and WELFARE		Conservation		TAX TITLE LIENS OUTSTANDING	
Health Services Except Environmental	32,171.07	All Other		Balance January 1, 1975	150,052.67
Welfare-Public Assistance	3,045.00	CAPITAL DEBT AUTHORIZED, DECEMBER 31, 1975		Transfer From Taxes	3,088.53
Hospitals, Clinics, First Aid		ISSUED AND UNISSUED		Redeemed in 1975	148,813.85
Animal, Insect, & Rodent Control		School	3,314,440	Cancelled, Abated or Adjusted (1975)	
Other Welfare Services		Self-liquidating	1,181,945	Transfers to Foreclosed Property	
RECREATION and CONSERVATION		Other	3,649,450	Balance December 31, 1975	4,327.35
Beaches and Boardwalks		Total	8,145,835	PROPERTY ACQUIRED BY DEED OR FORECLOSURE	
Parks, Playgrounds, Shade Trees	160,462.05			Balance January 1, 1975	36,275.00
Land Reclamation & Conservation	629.36	ISSUED AND OUTSTANDING		Transfers From Taxes or Liens	
Other Recreational Services	7,465.00	School	3,314,440.00	Sale for Cash (1975)	
EDUCATION (excluding schools)		Self-Liquidating	515,370.00	Cancelled, Abated or Adjusted (1975)	
Libraries	96,800.00	Other	2,580,850.00	Balance December 31, 1975	36,275.00
Other Educational Services		Total	6,410,660.00	CURRENT FINANCES DECEMBER 31, 1975	
STATUTORY EXPENDITURES		EQUALIZED VALUATION BASIS		ASSETS	
Pensions & F. I. C. A.	110,500.00	FOR NET DEBT COMPUTATION	206,731,278.33	Cash Dec. 31, 1975	927,697.91
Employee Fringe Benefits	41,000.00	REAL PROPERTY VALUATIONS		Taxes Receivable	300,971.97
Other Statutory Expenditures		Code Class # of Parcels % VAL'N		Tax Title Liens	4,327.35
CETA And Other Public Employment Programs		1 Vacant Land 210 3.69		Foreclosed Property	36,275.00
MUNICIPAL FUNCTIONS		2 Residential 3219 64.92		Emergencies & Other Deferred Charges	70,271.00
CAPITAL IMPROVEMENTS	1,975,108.71	3 Farm 2 .02		State and Federal Aid Receivable	20,976.59
DEBT SERVICE		4a Commercial 78 10.82		Other Receivables	43,919.31
Principal Payments	47,100.00	4b Industrial 55 18.66		Total	1,404,439.13
Interest Payments	76,371.00	4c Apartments 8 1.89		LIABILITIES, RESERVES, AND SURPLUS	
DEFERRED CHARGES		Total 3572		Cash Liabilities	163,753.15
SCHOOL, COUNTY, SPECIAL DISTRICT TAXES	53,600.00	Land Area 5.04 Sq. Miles		Reserves for Receivables	385,493.63
RESERVE FOR UNCOLLECTED TAXES	7,382,546.75	Net Valuation Taxable-Municipal	270,809,900.00	Surplus Dec. 31, 1975	855,192.35
EXPENDITURES		Net Valuation Taxable-County	214,191,678.00	Total	1,404,439.13
TOTAL	10,169,443.93	State Equalized Valuation	234,521,857.00		
		State Equalization Ratio	115.57		

0512

Population 1970 **1,010**
 Population 1975 **1,030**
 S & P Rating
 Moody Rating

General Tax Rate Per \$100. **2.92**
 State Equalized Tax Rate **3.37**

WEST CAPE MAY BOROUGH — CAPE MAY CO.

Form of Government:

Commission (1911)

Number of Members on Governing Body 3

PER CAPITA:

Gross Debt **192.94**
 Net Debt **24.13**
 Debt Service **6.74**
 Total Tax Levy **352.80**
 Municipal Expenditures **161.96**

PER CENT:

Gross Debt **1.99**
 Net Debt **.25**
 Tax Levy Collected **86.86**
 Tax Levy Cancelled, Abated or Adjusted **.04**

EXPENDITURES		REVENUES-REALIZED		1975 PROPERTY TAX	
GENERAL GOVERNMENT				STATE EQUALIZED TAX RATE 3.37	
Governing Body & Public Boards		1975 Property Taxes Collected	314,459.54	Local District School Taxes .61	66,827.50
Municipal Clerk		1975 Payments in Lieu of Taxes		Regional & Consolidated School Tax 1.63	180,385.29
Financial Administration	9,920.00	Delinquent Tax & Lien Collections	37,439.47	School Taxes in Municipal Budget	
Assessment of Taxes	2,700.00	Business Personalty Replacement Taxes	3,628.68	County Taxes .42	46,115.81
Collection of Taxes	3,320.00	Taxes from Public Utilities	25,214.17	County Library Taxes .02	2,656.29
Planning, Housing & Development	200.00	Other Miscellaneous Tax Revenues		Local Municipal Purpose Taxes .60	65,959.18
Human Resources		State Aid Revenues	1,844.50	Veteran & Senior Citizen Taxes .08	9,360.00
Elections		Federal Aid Revenues		Total Taxes for Rate Computation 3.36	371,304.07
General Administration (other)	19,950.00	State and Local Fiscal Assistance Act Utilized	13,491.99	Special District Taxes	
JUDICIARY		Sale of Acquired Property		Bank Stock Taxes	1,168.51
Municipal Courts	2,675.00	Other Miscellaneous Revenues	19,230.75	Added and Omitted Taxes	275.29
PUBLIC SAFETY		Total	415,309.10	Total Taxes Levied - ABSTRACT	363,387.87
Fire Protection	6,700.00	Prior Years Surplus Appropriated	22,400.00	Total Taxes Billed	362,022.63
Police Protection	33,000.00	REVENUES TOTAL	437,709.10	1975 TAXES COLLECTED	314,459.54
Civil Defense & Disaster Control	725.00	Reserve For Uncollected Taxes	40,140.96	1975 Taxes Cancelled, Abated or Adjusted	160.00
Environmental Inspection & Control	325.00	CAPITAL OUTLAY TOTAL	24,263.81	Transfer to Tax Title Liens or Foreclosed	1,791.71
Other Public Safety				Balance Outstanding Dec. 31, 1975	45,611.38
PUBLIC WORKS				PRIOR YEARS TAXES OUTSTANDING	
Streets and Drainage	17,695.00	Public Enterprises		Balance January 1, 1975	35,253.43
Sewers and Sewage Processing		Recreation—Culture		Collected in 1975	32,164.38
Garbage and Trash Disposal	200.00	Public Works	8,122.45	Cancelled, Abated or Adjusted 1975	50.00
Public Buildings and Grounds	5,500.00	Buildings and Grounds	16,141.36	Transfers to Tax Title Liens or Foreclosed	2,954.10
Other Public Works		Library and Education		Balance December 31, 1975	84.95
HEALTH and WELFARE		Conservation		TAX TITLE LIENS OUTSTANDING	
Health Services Except Environmental		All Other		Balance January 1, 1975	6,949.67
Welfare-Public Assistance	500.00	CAPITAL DEBT AUTHORIZED, DECEMBER 31, 1975		Transfer From Taxes	5,026.17
Hospitals, Clinics, First Aid		ISSUED AND UNISSUED GROSS DEBT		Redeemed in 1975	5,275.09
Animal, Insect, & Rodent Control		School 173,881		Cancelled, Abated or Adjusted (1975)	
Other Welfare Services		Self-liquidating		Transfers to Foreclosed Property	
RECREATION and CONSERVATION		Other 24,850	24,850	Balance December 31, 1975	6,700.75
Beaches and Boardwalks		Total 198,731	24,850	PROPERTY ACQUIRED BY DEED OR	
Parks, Playgrounds, Shade Trees				FORECLOSURE	
Land Reclamation & Conservation				Balance January 1, 1975	8,582.00
Other Recreational Services	500.00			Transfers From Taxes or Liens	
EDUCATION (excluding schools)		ISSUED AND OUTSTANDING		Sale for Cash (1975)	
Libraries		School 173,881.00		Cancelled, Abated or Adjusted (1975)	
Other Educational Services		Self-Liquidating		Balance December 31, 1975	8,582.00
Other Self-Liquidating		Other 24,850.00		CURRENT FINANCES DECEMBER 31, 1975	
STATUTORY EXPENDITURES		Total 198,731.00		ASSETS	
Pensions & F. I. C. A.	4,800.00	EQUALIZED VALUATION BASIS		Cash Dec. 31, 1975	108,011.53
Employee Fringe Benefits	1,000.00	FOR NET DEBT COMPUTATION	9,975,352.00	Taxes Receivable	45,696.33
Other Statutory Expenditures		REAL PROPERTY VALUATIONS		Tax Title Liens	6,700.75
CETA And Other Public Employment Programs		Code Class # of Parcels % VAL'N		Foreclosed Property	8,582.00
MUNICIPAL FUNCTIONS TOTAL	109,710.00	1 Vacant Land 179 9.79	1,234,000.00	Emergencies & Other Deferred Charges	11,934.23
CAPITAL IMPROVEMENTS * MEMO*	6,500.00	2 Residential 555 81.45	10,264,886.00	State and Federal Aid Receivable	3,533.92
DEBT SERVICE		3 Farm 22 1.77	223,800.00	Other Receivables	2,808.51
Principal Payments	5,000.00	4a Commercial 24 6.98	879,400.00	Total	187,267.27
Interest Payments	1,940.25	4b Industrial		LIABILITIES, RESERVES, AND SURPLUS	
DEFERRED CHARGES	10,029.41	4c Apartments		Cash Liabilities	105,574.25
SCHOOL, COUNTY, SPECIAL DISTRICT TAXES	295,984.89	Total 780	12,602,086.00	Reserves for Receivables	63,787.59
RESERVE FOR UNCOLLECTED TAXES	40,140.96	Land Area 1.30 Sq. Miles		Surplus Dec. 31, 1975	17,905.43
EXPENDITURES TOTAL	462,805.51	Net Valuation Taxable-Municipal	12,746,987.00	Total	187,267.27
		Net Valuation Taxable-County	10,623,506.00		
		State Equalized Valuation	11,062,017.00		
		State Equalization Ratio	115.49		

0820

Population 1970 13,945
 Population 1975 15,105
 S & P Rating
 Moody Rating A

General Tax Rate Per \$100. 3.17
 State Equalized Tax Rate 2.19

WEST DEPTFORD TOWNSHIP — GLOUCESTER COUNTY

Form of Government:
 Township Committee
 Number of Members on Governing Body 5

PER CAPITA:
 Gross Debt 634.36
 Net Debt 223.63
 Debt Service 3.43
 Total Tax Levy 482.27
 Municipal Expenditures 182.12

PER CENT:
 Gross Debt 3.50
 Net Debt 1.23
 Tax Levy Collected 95.63
 Tax Levy Cancelled, Abated or Adjusted

EXPENDITURES		REVENUES-REALIZED		1975 PROPERTY TAX	
GENERAL GOVERNMENT				STATE EQUALIZED TAX RATE	
Governing Body & Public Boards		1975 Property Taxes Collected	6,966,490.14	Local District School Taxes	1.38 4,513,644.91
Municipal Clerk		1975 Payments in Lieu of Taxes		Regional & Consolidated School Tax	
Financial Administration	44,701.00	Delinquent Tax & Lien Collections	287,667.37	School Taxes in Municipal Budget	
Assessment of Taxes	39,834.00	Business Personality Replacement Taxes	274,746.58	County Taxes	.54 1,764,702.40
Collection of Taxes	34,381.00	Taxes from Public Utilities	354,988.05	County Library Taxes	
Planning, Housing & Development	40,331.00	Other Miscellaneous Tax Revenues		Local Municipal Purpose Taxes	.24 773,255.10
Human Resources		State Aid Revenues	52,049.77	Veteran & Senior Citizen Taxes	.03 89,950.00
Elections		Federal Aid Revenues	87,947.36	Total Taxes for Rate Computation	2.19 7,141,552.41
General Administration (other)	238,174.00	State and Local Fiscal Assistance Act Utilized	140,833.00	Special District Taxes	
JUDICIARY		Sale of Acquired Property	51,350.00	Bank Stock Taxes	10,654.52
Municipal Courts	23,540.00	Other Miscellaneous Revenues	299,171.59	Added and Omitted Taxes	222,424.02
PUBLIC SAFETY		Total	8,515,293.86	Total Taxes Levied - ABSTRACT	7,284,680.95
Fire Protection	41,500.00	Prior Years Surplus Appropriated	681,640.11	Total Taxes Billed	7,284,680.95
Police Protection	464,913.00	REVENUES TOTAL	9,196,933.97	1975 TAXES COLLECTED	6,966,490.14
Civil Defense & Disaster Control	1,000.00	Reserve For Uncollected Taxes	354,377.73	1975 Taxes Cancelled, Abated or Adjusted	
Environmental Inspection & Control	41,491.00	CAPITAL OUTLAY TOTAL	287,761.19	Transfer to Tax Title Liens or Foreclosed	
Other Public Safety				Balance Outstanding Dec. 31, 1975	318,190.81
PUBLIC WORKS				PRIOR YEARS TAXES OUTSTANDING	
Streets and Drainage	700,105.00	Public Enterprises	104,384.50	Balance January 1, 1975	299,898.83
Sewers and Sewage Processing		Recreation—Culture	183,376.69	Collected in 1975	274,634.02
Garbage and Trash Disposal	224,869.00	Public Works		Cancelled, Abated or Adjusted 1975	
Public Buildings and Grounds	65,349.00	Buildings and Grounds		Transfers to Tax Title Liens or Foreclosed	
Other Public Works		Library and Education		Balance December 31, 1975	25,264.81
HEALTH and WELFARE		Conservation		TAX TITLE LIENS OUTSTANDING	
Health Services Except Environmental	11,720.00	All Other		Balance January 1, 1975	40,095.68
Welfare-Public Assistance	5,869.00	CAPITAL DEBT AUTHORIZED, DECEMBER 31, 1975		Transfer From Taxes	
Hospitals, Clinics, First Aid		ISSUED AND UNISSUED		Redeemed in 1975	13,033.35
Animal, Insect, & Rodent Control	6,800.00	School	3,525,000	Cancelled, Abated or Adjusted (1975)	
Other Welfare Services		Self-liquidating	5,208,000	Transfers to Foreclosed Property	
RECREATION and CONSERVATION		Other	849,000	Balance December 31, 1975	27,062.33
Beaches and Boardwalks		Total	9,582,000	PROPERTY ACQUIRED BY DEED OR	
Parks, Playgrounds, Shade Trees	15,900.00	ISSUED AND OUTSTANDING		FORECLOSURE	
Land Reclamation & Conservation	69,029.00	School	3,525,000.00	Balance January 1, 1975	78,477.84
Other Recreational Services		Self-Liquidating	5,208,000.00	Transfers From Taxes or Liens	
EDUCATION (excluding schools)		Other	849,000.00	Sale for Cash (1975)	51,350.00
Libraries	42,010.00	Total	9,582,000.00	Cancelled, Abated or Adjusted (1975)	
Other Educational Services		EQUALIZED VALUATION BASIS		Balance December 31, 1975	27,127.84
STATUTORY EXPENDITURES		FOR NET DEBT COMPUTATION	274,015,250.67	CURRENT FINANCES DECEMBER 31, 1975	
Pensions & F. I. C. A.	111,000.00	REAL PROPERTY VALUATIONS		ASSETS	
Employee Fringe Benefits		Code Class # of Parcels % VAL'N		Cash Dec. 31, 1975	3,324,099.30
Other Statutory Expenditures		1 Vacant Land 834 9.93	22,465,550.00	Taxes Receivable	343,455.62
CETA And Other Public Employment Programs	88,500.00	2 Residential 4070 35.98	81,448,000.00	Tax Title Liens	27,062.33
MUNICIPAL FUNCTIONS TOTAL	2,311,007.00	3 Farm 131 1.32	2,998,500.00	Foreclosed Property	27,127.84
CAPITAL IMPROVEMENTS MEMO	10,000.00	4a Commercial 206 19.42	43,946,950.00	Emergencies & Other Deferred Charges	21,678.39
DEBT SERVICE		4b Industrial 4 26.60	60,204,800.00	State and Federal Aid Receivable	12,250.00
Principal Payments	25,000.00	4c Apartments 8 6.75	15,279,600.00	Other Receivables	90,293.41
Interest Payments	26,865.00	Total 5253	226,343,400.00	Total	3,845,966.89
DEFERRED CHARGES	33,712.54	Land Area 16.18 Sq. Miles		LIABILITIES, RESERVES, AND SURPLUS	
SCHOOL, COUNTY, SPECIAL DISTRICT TAXES	6,278,347.31	Net Valuation Taxable-Municipal	225,854,610.00	Cash Liabilities	2,691,427.27
RESERVE FOR UNCOLLECTED TAXES	354,377.73	Net Valuation Taxable-County	302,914,499.00	Reserves for Receivables	487,939.20
EXPENDITURES TOTAL	9,029,309.58	State Equalized Valuation	328,361,453.00	Surplus Dec. 31, 1975	666,600.42
		State Equalization Ratio	69.14	Total	3,845,966.89

1353

Population 1970 **6,850**
 Population 1975 **7,030**
 S & P Rating
 Moody Rating **A-1**

General Tax Rate Per \$100. **3.13**
 State Equalized Tax Rate **3.00**

WEST LONG BRANCH BOROUGH — MONMOUTH COUNTY

Form of Government:
 Borough Council
 Number of Members on Governing Body 6

PER CAPITA:
 Gross Debt **196.41**
 Net Debt **70.01**
 Debt Service **7.26**
 Total Tax Levy **448.58**
 Municipal Expenditures **158.89**

PER CENT:
 Gross Debt **1.50**
 Net Debt **.54**
 Tax Levy Collected **94.98**
 Tax Levy Cancelled, Abated or Adjusted **.46**

EXPENDITURES		REVENUES-REALIZED		1975 PROPERTY TAX	
GENERAL GOVERNMENT				STATE EQUALIZED TAX RATE	
Governing Body & Public Boards		1975 Property Taxes Collected	2,994,942.68	Local District School Taxes .95	999,132.00
Municipal Clerk		1975 Payments in Lieu of Taxes		Regional & Consolidated School Tax 1.05	1,111,489.38
Financial Administration	4,500.00	Delinquent Tax & Lien Collections	85,907.44	School Taxes in Municipal Budget	
Assessment of Taxes	11,200.00	Business Personalty Replacement Taxes	90,934.00	County Taxes .60	631,818.23
Collection of Taxes	27,200.00	Taxes from Public Utilities	181,719.38	County Library Taxes .02	22,374.93
Planning, Housing & Development	4,600.00	Other Miscellaneous Tax Revenues		Local Municipal Purpose Taxes .33	350,757.97
Human Resources		State Aid Revenues	15,935.06	Veteran & Senior Citizen Taxes .04	43,030.00
Elections		Federal Aid Revenues	44,467.62	Total Taxes for Rate Computation 2.99	3,158,602.51
General Administration (other)	80,374.00	State and Local Fiscal Assistance Act Utilized	72,254.22	Special District Taxes	
JUDICIARY		Sale of Acquired Property		Bank Stock Taxes	3,526.16
Municipal Courts	17,350.00	Other Miscellaneous Revenues	95,338.23	Added and Omitted Taxes	34,431.87
PUBLIC SAFETY		Total	3,581,498.63	Total Taxes Levied - ABSTRACT	3,153,530.54
Fire Protection	40,431.22	Prior Years Surplus Appropriated	210,000.00	Total Taxes Billed	3,153,339.07
Police Protection	248,040.00	REVENUES TOTAL	3,791,498.63	1975 TAXES COLLECTED	2,994,942.68
Civil Defense & Disaster Control	2.42	Reserve For Uncollected Taxes	185,688.96	1975 Taxes Cancelled, Abated or Adjusted	14,596.77
Environmental Inspection & Control		CAPITAL OUTLAY TOTAL	181,441.92	Transfer to Tax Title Liens or Foreclosed	5,441.64
Other Public Safety				Balance Outstanding Dec. 31, 1975	138,357.98
PUBLIC WORKS				PRIOR YEARS TAXES OUTSTANDING	
Streets and Drainage	157,745.00	Public Enterprises		Balance January 1, 1975	86,154.12
Sewers and Sewage Processing		Recreation—Culture		Collected in 1975	84,080.77
Garbage and Trash Disposal	89,800.00	Public Works		Cancelled, Abated or Adjusted 1975	2,071.30
Public Buildings and Grounds	29,818.78	Buildings and Grounds	179,757.25	Transfers to Tax Title Liens or Foreclosed	
Other Public Works	3,400.00	Library and Education	1,634.67	Balance December 31, 1975	2.05
HEALTH and WELFARE		Conservation		TAX TITLE LIENS OUTSTANDING	
Health Services Except Environmental	12,294.00	All Other		Balance January 1, 1975	33,627.87
Welfare-Public Assistance	1,900.00	CAPITAL DEBT AUTHORIZED, DECEMBER 31, 1975		Transfer From Taxes	2,588.13
Hospitals, Clinics, First Aid		ISSUED AND UNISSUED GROSS DEBT NET DEBT		Redeemed in 1975	1,826.67
Animal, Insect, & Rodent Control		School 888,584		Cancelled, Abated or Adjusted (1975)	
Other Welfare Services		Self-liquidating		Transfers to Foreclosed Property	24,743.65
RECREATION and CONSERVATION		Other 492,150	492,150	Balance December 31, 1975	9,645.68
Beaches and Boardwalks		Total 1,380,734	492,150	PROPERTY ACQUIRED BY DEED OR FORECLOSURE	
Parks, Playgrounds, Shade Trees	1,000.00	ISSUED AND OUTSTANDING		Balance January 1, 1975	67,477.84
Land Reclamation & Conservation	1,000.00	School 888,584.00		Transfers From Taxes or Liens	27,597.16
Other Recreational Services	14,850.00	Self-Liquidating		Sale for Cash (1975)	
EDUCATION (excluding schools)		Other 492,150.00		Cancelled, Abated or Adjusted (1975)	
Libraries	22,405.40	Total 1,380,734.00		Balance December 31, 1975	95,075.00
Other Educational Services		EQUALIZED VALUATION BASIS		CURRENT FINANCES DECEMBER 31, 1975	
STATUTORY EXPENDITURES		FOR NET DEBT COMPUTATION	91,930,493.67	ASSETS	
Pensions & F. I. C. A.	41,797.58	REAL PROPERTY VALUATIONS		Cash Dec. 31, 1975	207,587.64
Employee Fringe Benefits	10,500.00	Code Class # of Parcels % VAL'N		Taxes Receivable	138,360.03
Other Statutory Expenditures		1 Vacant Land 333 4.96	4,978,700.00	Tax Title Liens	9,645.68
CETA And Other Public Employment Programs	53,035.00	2 Residential 1813 77.82	78,068,900.00	Foreclosed Property	95,075.00
MUNICIPAL FUNCTIONS TOTAL	873,243.40	3 Farm 25 .71	706,300.00	Emergencies & Other Deferred Charges	26,045.42
CAPITAL IMPROVEMENTS *MEMO	10,000.00	4a Commercial 70 11.79	11,823,400.00	State and Federal Aid Receivable	43,281.50
DEBT SERVICE		4b Industrial 1 4.42	4,435,000.00	Other Receivables	1,974.89
Principal Payments	33,450.00	4c Apartments 2 .30	304,500.00	Total	521,970.16
Interest Payments	17,586.00	Total 2244	100,316,800.00	LIABILITIES, RESERVES, AND SURPLUS	
DEFERRED CHARGES	7,008.00	Land Area 2.83 Sq. Miles		Cash Liabilities	115,866.51
SCHOOL, COUNTY, SPECIAL DISTRICT TAXES	2,764,814.54	Net Valuation Taxable-Municipal	101,186,900.00	Reserves for Receivables	243,280.60
RESERVE FOR UNCOLLECTED TAXES	185,688.96	Net Valuation Taxable-County	100,634,858.00	Surplus Dec. 31, 1975	162,823.05
EXPENDITURES TOTAL	3,881,790.90	State Equalized Valuation	105,519,380.00	Total	521,970.16
		State Equalization Ratio	95.86		

1615

Population 1970 17,365
 Population 1975 18,825
 S & P Rating
 Moody Rating

General Tax Rate Per \$100. 4.68
 State Equalized Tax Rate 3.27

WEST MILFORD TOWNSHIP — PASSAIC COUNTY

Form of Government:

Council-Manager Plan D (OMCL50)

Number of Members on Governing Body 5

PER CAPITA:
 Gross Debt 751.28
 Net Debt 94.38
 Debt Service 7.81
 Total Tax Levy 590.06
 Municipal Expenditures 282.93

PER CENT:
 Gross Debt 4.58
 Net Debt .57
 Tax Levy Collected 91.45
 Tax Levy Cancelled, Abated or Adjusted .80

EXPENDITURES		REVENUES-REALIZED		1975 PROPERTY TAX	
GENERAL GOVERNMENT				STATE EQUALIZED TAX RATE 3.27	
Governing Body & Public Boards	17,000.00	1975 Property Taxes Collected	10,201,300.60	Local District School Taxes	2.22 7,541,630.51
Municipal Clerk	74,905.00	1975 Payments in Lieu of Taxes	48,381.78	Regional & Consolidated School Tax	
Financial Administration	47,850.00	Delinquent Tax & Lien Collections	864,275.85	School Taxes in Municipal Budget	
Assessment of Taxes	50,000.00	Business Personalty Replacement Taxes	80,757.87	County Taxes	.57 1,925,227.54
Collection of Taxes	60,550.00	Taxes from Public Utilities	592,787.30	County Library Taxes	
Planning, Housing & Development	53,250.00	Other Miscellaneous Tax Revenues		Local Municipal Purpose Taxes	.45 1,543,047.31
Human Resources		State Aid Revenues	33,129.25	Veteran & Senior Citizen Taxes	.03 97,810.00
Elections	15,200.00	Federal Aid Revenues	157,722.15	Total Taxes for Rate Computation	3.27 11,107,715.36
General Administration (other)	236,184.00	State and Local Fiscal Assistance Act Utilized	671,797.07	Special District Taxes	
JUDICIARY		Sale of Acquired Property	14,000.00	Bank Stock Taxes	7,429.22
Municipal Courts	43,950.00	Other Miscellaneous Revenues	408,449.00	Added and Omitted Taxes	90,543.33
PUBLIC SAFETY		Total	13,072,600.87	Total Taxes Levied - ABSTRACT	11,107,877.91
Fire Protection	105,650.00	Prior Years Surplus Appropriated	945,000.00	Total Taxes Billed	11,154,868.31
Police Protection	693,145.00	REVENUES TOTAL	14,017,600.87	1975 TAXES COLLECTED	10,201,300.60
Civil Defense & Disaster Control		Reserve For Uncollected Taxes	1,404,395.67	1975 Taxes Cancelled, Abated or Adjusted	89,645.04
Environmental Inspection & Control	46,875.00	CAPITAL OUTLAY TOTAL	119,377.68	Transfer to Tax Title Liens or Foreclosed	104,815.24
Other Public Safety				Balance Outstanding Dec. 31, 1975	759,107.43
PUBLIC WORKS				PRIOR YEARS TAXES OUTSTANDING	
Streets and Drainage	962,313.78	Public Enterprises		Balance January 1, 1975	829,808.29
Sewers and Sewage Processing	53,800.00	Recreation—Culture		Collected in 1975	694,934.82
Garbage and Trash Disposal	35,100.00	Public Works	113,577.68	Cancelled, Abated or Adjusted 1975	7,283.53
Public Buildings and Grounds	453,700.00	Buildings and Grounds	5,800.00	Transfers to Tax Title Liens or Foreclosed	63,707.70
Other Public Works	141,308.07	Library and Education		Balance December 31, 1975	63,882.24
HEALTH and WELFARE		Conservation		TAX TITLE LIENS OUTSTANDING	
Health Services Except Environmental	68,350.00	All Other		Balance January 1, 1975	428,902.62
Welfare-Public Assistance	19,000.00	CAPITAL DEBT AUTHORIZED, DECEMBER 31, 1975		Transfer From Taxes	175,130.69
Hospitals, Clinics, First Aid	3,000.00	ISSUED AND UNISSUED		Redeemed in 1975	169,341.03
Animal, Insect, & Rodent Control		School	12,770,000	Cancelled, Abated or Adjusted (1975)	62,379.68
Other Welfare Services	1,125.00	Self-liquidating		Transfers to Foreclosed Property	73,614.70
RECREATION and CONSERVATION		Other	1,372,875	Balance December 31, 1975	298,697.90
Beaches and Boardwalks		Total	14,142,875	PROPERTY ACQUIRED BY DEED OR FORECLOSURE	
Parks, Playgrounds, Shade Trees				Balance January 1, 1975	525,360.30
Land Reclamation & Conservation	68,267.15	ISSUED AND OUTSTANDING		Transfers From Taxes or Liens	73,614.70
Other Recreational Services	114,734.00	School	12,695,000.00	Sale for Cash (1975)	14,000.00
EDUCATION (excluding schools)		Self-Liquidating		Cancelled, Abated or Adjusted (1975)	1,500.00
Libraries	40,000.00	Other	1,118,000.00	Balance December 31, 1975	583,475.00
Other Educational Services		Total	13,813,000.00	CURRENT FINANCES DECEMBER 31, 1975	
STATUTORY EXPENDITURES		EQUALIZED VALUATION BASIS		ASSETS	
Pensions & F. I. C. A.	145,173.69	FOR NET DEBT COMPUTATION	309,116,119.33	Cash Dec. 31, 1975	1,371,759.13
Employee Fringe Benefits	58,900.00	REAL PROPERTY VALUATIONS		Taxes Receivable	822,989.67
Other Statutory Expenditures		Code Class # of Parcels % VAL'N	ASSESSED VALUATION	Tax Title Liens	298,697.90
CETA And Other Public Employment Programs	105,000.80	1 Vacant Land 4486 18.67	43,637,800.00	Foreclosed Property	583,475.00
MUNICIPAL FUNCTIONS TOTAL	3,714,331.49	2 Residential 7411 70.54	164,876,000.00	Emergencies & Other Deferred Charges	79,920.00
CAPITAL IMPROVEMENTS *MEMO*		3 Farm 69 .54	1,253,000.00	State and Federal Aid Receivable	69,339.73
DEBT SERVICE		4a Commercial 269 8.73	20,398,900.00	Other Receivables	15,175.29
Principal Payments	83,500.00	4b Industrial 24 1.41	3,290,200.00	Total	3,241,356.72
Interest Payments	63,483.72	4c Apartments 2 .12	287,000.00	LIABILITIES, RESERVES, AND SURPLUS	
		Total 12261	233,742,900.00	Cash Liabilities	478,374.41
DEFERRED CHARGES	60,519.36	Land Area 78.30 Sq. Miles		Reserves for Receivables	1,720,337.86
SCHOOL, COUNTY, SPECIAL DISTRICT TAXES	9,466,858.05	Net Valuation Taxable-Municipal	237,728,700.00	Surplus Dec. 31, 1975	1,042,644.45
RESERVE FOR UNCOLLECTED TAXES	1,404,395.67	Net Valuation Taxable-County	321,787,343.00	Total	3,241,356.72
EXPENDITURES TOTAL	14,793,088.29	State Equalized Valuation	338,192,378.00		
		State Equalization Ratio	69.94		

0912

Population 1970 **40,670**
 Population 1975 **41,060**
 S & P Rating **B88+**
 Moody Rating **BAA**

General Tax Rate Per \$100. **7.32**
 State Equalized Tax Rate **6.14**

WEST NEW YORK TOWN — HUDSON COUNTY

Form of Government:

Commission (1911)

Number of Members on Governing Body 5

PER CAPITA:		PER CENT:	
Gross Debt	387.97	Gross Debt	6.96
Net Debt	103.40	Net Debt	1.86
Debt Service	25.88	Tax Levy Collected	91.29
Total Tax Levy	337.04	Tax Levy Cancelled, Abated or Adjusted	3.39
Municipal Expenditures	267.50		

EXPENDITURES		REVENUES-REALIZED		1975 PROPERTY TAX	
GENERAL GOVERNMENT				STATE EQUALIZED TAX RATE \downarrow	
Governing Body & Public Boards		1975 Property Taxes Collected	12,634,789.49	Local District School Taxes	2.65
Municipal Clerk	63,443.00	1975 Payments in Lieu of Taxes	228,638.19	Regional & Consolidated School Tax	
Financial Administration	146,579.00	Delinquent Tax & Lien Collections	896,707.89	School Taxes in Municipal Budget	.23
Assessment of Taxes	63,517.00	Business Personalty Replacement Taxes	799,282.76	County Taxes	1.06
Collection of Taxes	45,176.00	Taxes from Public Utilities	465,820.29	County Library Taxes	
Planning, Housing & Development	39,750.00	Other Miscellaneous Tax Revenues		Local Municipal Purpose Taxes	2.17
Human Resources	69,750.00	State Aid Revenues	1,106,742.49	Veteran & Senior Citizen Taxes	.03
Elections	25,500.00	Federal Aid Revenues	671,867.21	Total Taxes for Rate Computation	6.14
General Administration (other)	477,600.84	State and Local Fiscal Assistance Act Utilized	697,364.01	Special District Taxes	
JUDICIARY		Sale of Acquired Property		Bank Stock Taxes	18,884.82
Municipal Courts	74,943.00	Other Miscellaneous Revenues	776,627.28	Added and Omitted Taxes	17,588.06
PUBLIC SAFETY		Total	18,277,839.61	Total Taxes Levied - ABSTRACT	13,838,902.57
Fire Protection	1,871,060.68	Prior Years Surplus Appropriated	500,000.00	Total Taxes Billed	13,840,873.37
Police Protection	1,716,162.00	REVENUES TOTAL	18,777,839.61	1975 TAXES COLLECTED	12,634,789.49
Civil Defense & Disaster Control	8,918.00	Reserve For Uncollected Taxes	1,145,334.97	1975 Taxes Cancelled, Abated or Adjusted	468,666.07
Environmental Inspection & Control	54,292.76	CAPITAL OUTLAY TOTAL	626,411.17	Transfer to Tax Title Liens or Foreclosed	5,912.14
Other Public Safety				Balance Outstanding Dec. 31, 1975	731,505.67
PUBLIC WORKS				PRIOR YEARS TAXES OUTSTANDING	
Streets and Drainage	798,510.00	Public Enterprises		Balance January 1, 1975	1,471,823.91
Sewers and Sewage Processing	272,588.20	Recreation—Culture	492,560.16	Collected in 1975	613,403.90
Garbage and Trash Disposal	370,000.00	Public Works	81,809.26	Cancelled, Abated or Adjusted 1975	270,181.54
Public Buildings and Grounds	169,647.65	Buildings and Grounds	52,041.75	Transfers to Tax Title Liens or Foreclosed	3,757.37
Other Public Works	78,895.00	Library and Education		Balance December 31, 1975	584,481.10
HEALTH and WELFARE		Conservation		TAX TITLE LIENS OUTSTANDING	
Health Services Except Environmental	222,240.29	All Other		Balance January 1, 1975	291,792.88
Welfare-Public Assistance	34,469.00	CAPITAL DEBT AUTHORIZED, DECEMBER 31, 1975		Transfer From Taxes	10,183.09
Hospitals, Clinics, First Aid		ISSUED AND UNISSUED		Redeemed in 1975	283,303.99
Animal, Insect, & Rodent Control		School	11,289,500	Cancelled, Abated or Adjusted (1975)	
Other Welfare Services		Self-liquidating		Transfers to Foreclosed Property	
RECREATION and CONSERVATION		Other	4,640,511	Balance December 31, 1975	18,671.98
Beaches and Boardwalks		Total	15,930,011	PROPERTY ACQUIRED BY DEED OR	
Parks, Playgrounds, Shade Trees	255,921.06	ISSUED AND OUTSTANDING		FORECLOSURE	
Land Reclamation & Conservation		School	10,289,000.00	Balance January 1, 1975	2,100.00
Other Recreational Services	201,778.34	Self-Liquidating		Transfers From Taxes or Liens	
EDUCATION (excluding schools)		Other	4,244,000.00	Sale for Cash (1975)	
Libraries	139,794.00	Total	14,533,000.00	Cancelled, Abated or Adjusted (1975)	
Other Educational Services		EQUALIZED VALUATION BASIS		Balance December 31, 1975	2,100.00
STATUTORY EXPENDITURES		FOR NET DEBT COMPUTATION	228,720,236.33	CURRENT FINANCES DECEMBER 31, 1975	
Pensions & F. I. C. A.	718,628.35	REAL PROPERTY VALUATIONS		ASSETS	
Employee Fringe Benefits	180,000.00	Code Class # of Parcels % VAL'N		Cash Dec. 31, 1975	1,308,055.71
Other Statutory Expenditures		1 Vacant Land 136 2.63	4,942,600.00	Taxes Receivable	1,315,986.77
CETA And Other Public Employment Programs	655,082.36	2 Residential 2379 28.96	54,477,250.00	Tax Title Liens	18,671.98
MUNICIPAL FUNCTIONS TOTAL	8,754,246.53	3 Farm		Foreclosed Property	2,100.00
CAPITAL IMPROVEMENTS *MEMO*		4a Commercial 805 22.76	42,816,400.00	Emergencies & Other Deferred Charges	37,316.71
DEBT SERVICE		4b Industrial 261 10.45	19,662,700.00	State and Federal Aid Receivable	50,543.16
Principal Payments	635,000.00	4c Apartments 452 35.19	66,196,450.00	Other Receivables	72,754.18
Interest Payments	427,750.00	Total 4033	188,095,400.00	Total	2,805,428.51
TYPE I SCHL DEBT *MEMO	825,250.00	Land Area .90 Sq. Miles		LIABILITIES, RESERVES, AND SURPLUS	
DEFERRED CHARGES	21,296.57	Net Valuation Taxable-Municipal	189,602,687.00	Cash Liabilities	788,712.94
SCHOOL, COUNTY, SPECIAL DISTRICT TAXES	8,903,307.46	Net Valuation Taxable-County	245,251,393.00	Reserves for Receivables	1,409,512.93
RESERVE FOR UNCOLLECTED TAXES	1,145,334.97	State Equalized Valuation	232,172,533.00	Surplus Dec. 31, 1975	607,202.64
EXPENDITURES TOTAL	19,886,935.53	State Equalization Ratio	83.94	Total	2,805,428.51

0722

Population 1970 43,750
 Population 1975 43,700
 S & P Rating A
 Moody Rating A

General Tax Rate Per \$100. 6.11
 State Equalized Tax Rate 4.50

WEST ORANGE TOWN — ESSEX COUNTY

Form of Government:

Mayor-Council Plan B (OMCL50)

Number of Members on Governing Body 5

PER CAPITA:

Gross Debt 395.14
 Net Debt 233.56
 Debt Service 8.76
 Total Tax Levy 590.14
 Municipal Expenditures 248.43

PER CENT:

Gross Debt 3.27
 Net Debt 1.94
 Tax Levy Collected 96.57
 Tax Levy Cancelled, Abated or Adjusted .47

EXPENDITURES		REVENUES-REALIZED		1975 PROPERTY TAX	
GENERAL GOVERNMENT				STATE EQUALIZED TAX RATE 1.99	11,436,586.50
Governing Body & Public Boards	57,386.00	1975 Property Taxes Collected	24,915,800.46	Local District School Taxes	
Municipal Clerk	51,921.00	1975 Payments in Lieu of Taxes	74,300.33	Regional & Consolidated School Tax	
Financial Administration	139,285.00	Delinquent Tax & Lien Collections	521,637.69	School Taxes in Municipal Budget	
Assessment of Taxes	73,988.00	Business Personalty Replacement Taxes	527,520.86	County Taxes	1.26 7,271,533.89
Collection of Taxes	75,553.00	Taxes from Public Utilities	1,295,335.22	County Library Taxes	
Planning, Housing & Development	14,550.00	Other Miscellaneous Tax Revenues		Local Municipal Purpose Taxes	1.21 6,975,335.94
Human Resources	15,132.00	State Aid Revenues	136,876.80	Veteran & Senior Citizen Taxes	.04 212,690.00
Elections	6,800.00	Federal Aid Revenues	125,692.57	Total Taxes for Rate Computation	4.50 25,896,146.33
General Administration (other)	533,256.00	State and Local Fiscal Assistance Act Utilized	278,578.32	Special District Taxes	
JUDICIARY		Sale of Acquired Property		Bank Stock Taxes	27,678.59
Municipal Courts	60,885.00	Other Miscellaneous Revenues	533,836.62	Added and Omitted Taxes	78,165.23
PUBLIC SAFETY		Total	28,409,578.87	Total Taxes Levied - ABSTRACT	25,789,300.15
Fire Protection	1,715,850.00	Prior Years Surplus Appropriated	761,000.00	Total Taxes Billed	25,800,748.01
Police Protection	1,860,846.00	REVENUES TOTAL	29,170,578.87	1975 TAXES COLLECTED	24,915,800.46
Civil Defense & Disaster Control	9,900.00	Reserve For Uncollected Taxes	1,319,956.63	1975 Taxes Cancelled, Abated or Adjusted	121,166.92
Environmental Inspection & Control	96,704.00	CAPITAL OUTLAY TOTAL	1,033,763.96	Transfer to Tax Title Liens or Foreclosed	131,302.78
Other Public Safety	40,600.00			Balance Outstanding Dec. 31, 1975	632,477.85
PUBLIC WORKS				PRIOR YEARS TAXES OUTSTANDING	
Streets and Drainage	458,267.00	Public Enterprises		Balance January 1, 1975	1,190,747.26
Sewers and Sewage Processing	88,420.00	Recreation—Culture	4,115.36	Collected in 1975	492,381.38
Garbage and Trash Disposal	551,269.00	Public Works	807,320.16	Cancelled, Abated or Adjusted 1975	461,662.11
Public Buildings and Grounds	112,105.00	Buildings and Grounds	222,328.44	Transfers to Tax Title Liens or Foreclosed	15,913.94
Other Public Works	894,508.00	Library and Education		Balance December 31, 1975	220,789.83
HEALTH and WELFARE		Conservation		TAX TITLE LIENS OUTSTANDING	
Health Services Except Environmental	218,627.40	All Other		Balance January 1, 1975	411,538.84
Welfare-Public Assistance	14,021.00	CAPITAL DEBT AUTHORIZED, DECEMBER 31, 1975		Transfer From Taxes	149,359.04
Hospitals, Clinics, First Aid	8,420.00	ISSUED AND UNISSUED		Redeemed in 1975	29,256.31
Animal, Insect, & Rodent Control	29,378.00	School	7,061,000	Cancelled, Abated or Adjusted (1975)	958.94
Other Welfare Services	47,000.00	Self-Liquidating	240,000	Transfers to Foreclosed Property	
RECREATION and CONSERVATION		Other	9,966,759	Balance December 31, 1975	530,682.63
Beaches and Boardwalks		Total	17,267,759	PROPERTY ACQUIRED BY DEED OR FORECLOSURE	
Parks, Playgrounds, Shade Trees	346,245.00	ISSUED AND OUTSTANDING		Balance January 1, 1975	197,353.00
Land Reclamation & Conservation	102,635.57	School	7,061,000.00	Transfers From Taxes or Liens	
Other Recreational Services	33,850.00	Self-Liquidating	240,000.00	Sale for Cash (1975)	
EDUCATION (excluding schools)		Other	4,469,550.00	Cancelled, Abated or Adjusted (1975)	
Libraries	291,505.00	Total	11,770,550.00	Balance December 31, 1975	197,353.00
Other Educational Services	12,500.00	EQUALIZED VALUATION BASIS		CURRENT FINANCES DECEMBER 31, 1975	
STATUTORY EXPENDITURES		FOR NET DEBT COMPUTATION	527,471,716.00	ASSETS	
Pensions & F. I. C. A.	746,380.00	REAL PROPERTY VALUATIONS		Cash Dec. 31, 1975	1,974,568.64
Employee Fringe Benefits	186,598.00	Code Class # of Parcels % VAL'N		Taxes Receivable	853,267.68
Other Statutory Expenditures		1 Vacant Land 740 3.16	13,248,300.00	Tax Title Liens	530,682.63
CETA And Other Public Employment Programs	10,146.00	2 Residential 9916 74.91	314,002,600.00	Foreclosed Property	197,353.00
MUNICIPAL FUNCTIONS TOTAL	8,904,530.97	3 Farm 2 .01	69,200.00	Emergencies & Other Deferred Charges	29,000.00
CAPITAL IMPROVEMENTS *MEMO*	150,000.00	4a Commercial 369 13.08	54,811,400.00	State and Federal Aid Receivable	104,373.50
DEBT SERVICE		4b Industrial 49 2.56	10,730,100.00	Other Receivables	222,098.13
Principal Payments	215,000.00	4c Apartments 45 6.28	26,308,000.00	Total	3,911,343.58
Interest Payments	167,806.50	Total 11121	419,169,600.00	LIABILITIES, RESERVES, AND SURPLUS	
DEFERRED CHARGES	248,976.00	Land Area 12.10 Sq. Miles		Cash Liabilities	1,105,007.81
SCHOOL, COUNTY, SPECIAL DISTRICT TAXES	18,708,120.39	Net Valuation Taxable-Municipal	423,992,600.00	Reserves for Receivables	1,803,401.44
RESERVE FOR UNCOLLECTED TAXES	1,319,956.63	Net Valuation Taxable-County	556,470,023.00	Surplus Dec. 31, 1975	1,002,934.33
EXPENDITURES TOTAL	29,564,390.49	State Equalized Valuation	573,574,153.00	Total	3,911,343.58
		State Equalization Ratio	73.70		

1616

Population 1970 11,725
 Population 1975 12,420
 S & P Rating
 Moody Rating BAA

General Tax Rate Per \$100. 3.65
 State Equalized Tax Rate 2.64

WEST PATERSON BOROUGH — PASSAIC CO.

Form of Government:

Small Municipality Plan C (OMCL50)

Number of Members on Governing Body 7

PER CAPITA:

Gross Debt 402.98
 Net Debt 217.47
 Debt Service 8.55
 Total Tax Levy 366.34
 Municipal Expenditures 124.13

PER CENT:

Gross Debt 3.20
 Net Debt 1.73
 Tax Levy Collected 99.04
 Tax Levy Cancelled, Abated or Adjusted .02

EXPENDITURES		REVENUES-REALIZED		1975 PROPERTY TAX	
GENERAL GOVERNMENT				STATE EQUALIZED TAX RATE	
Governing Body & Public Boards	10,800.00	1975 Property Taxes Collected	4,509,550.26	Local District School Taxes	.91 1,574,255.98
Municipal Clerk		1975 Payments in Lieu of Taxes		Regional & Consolidated School Tax	.67 1,158,072.69
Financial Administration	12,800.00	Delinquent Tax & Lien Collections	37,806.78	School Taxes in Municipal Budget	
Assessment of Taxes	9,088.50	Business Personalty Replacement Taxes	163,974.83	County Taxes	.60 1,037,010.98
Collection of Taxes	16,650.72	Taxes from Public Utilities	186,431.18	County Library Taxes	
Planning, Housing & Development	3,602.32	Other Miscellaneous Tax Revenues		Local Municipal Purpose Taxes	.43 751,515.04
Human Resources	3,500.00	State Aid Revenues	2,543.50	Veteran & Senior Citizen Taxes	.03 60,700.00
Elections	2,011.47	Federal Aid Revenues	88,651.00	Total Taxes for Rate Computation	2.64 4,581,554.69
General Administration (other)	108,226.92	State and Local Fiscal Assistance Act Utilized	71,014.78	Special District Taxes	
JUDICIARY		Sale of Acquired Property		Bank Stock Taxes	21,050.95
Municipal Courts	8,709.00	Other Miscellaneous Revenues	128,906.49	Added and Omitted Taxes	4,059.26
PUBLIC SAFETY		Total	5,188,878.82	Total Taxes Levied - ABSTRACT	4,549,964.90
Fire Protection	53,230.01	Prior Years Surplus Appropriated	207,000.00	Total Taxes Billed	4,553,327.62
Police Protection	333,300.00	REVENUES TOTAL	5,395,878.82	1975 TAXES COLLECTED	4,509,550.26
Civil Defense & Disaster Control	2,700.00	Reserve For Uncollected Taxes	115,326.39	1975 Taxes Cancelled, Abated or Adjusted	766.10
Environmental Inspection & Control	4,893.00	CAPITAL OUTLAY TOTAL	1,042,196.22	Transfer to Tax Title Liens or Foreclosed	
Other Public Safety		Public Enterprises	7,396.08	Balance Outstanding Dec. 31, 1975	43,011.26
PUBLIC WORKS		Recreation—Culture		PRIOR YEARS TAXES OUTSTANDING	
Streets and Drainage	170,084.31	Public Works	196,914.70	Balance January 1, 1975	37,810.08
Sewers and Sewage Processing	105,530.00	Buildings and Grounds	837,885.44	Collected in 1975	37,806.78
Garbage and Trash Disposal	167,000.00	Library and Education		Cancelled, Abated or Adjusted 1975	
Public Buildings and Grounds	7,338.00	Conservation		Transfers to Tax Title Liens or Foreclosed	
Other Public Works		All Other		Balance December 31, 1975	3.30
HEALTH and WELFARE		CAPITAL DEBT AUTHORIZED, DECEMBER 31, 1975		TAX TITLE LIENS OUTSTANDING	
Health Services Except Environmental	17,549.17	ISSUED AND UNISSUED		Balance January 1, 1975	
Welfare-Public Assistance	2,407.00	School	2,100,142	Transfer From Taxes	
Hospitals, Clinics, First Aid		Self-liquidating	195,245	Redeemed in 1975	
Animal, Insect, & Rodent Control		Other	2,709,675	Cancelled, Abated or Adjusted (1975)	
Other Welfare Services		Total	5,005,062	Transfers to Foreclosed Property	
RECREATION and CONSERVATION		ISSUED AND OUTSTANDING		Balance December 31, 1975	
Beaches and Boardwalks		School	1,332,000.00	PROPERTY ACQUIRED BY DEED OR	
Parks, Playgrounds, Shade Trees	26,300.00	Self-Liquidating	192,000.00	FORECLOSURE	
Land Reclamation & Conservation	21,000.00	Other	2,397,085.00	Balance January 1, 1975	451,800.00
Other Recreational Services	1,530.42	Total	3,921,085.00	Transfers From Taxes or Liens	
EDUCATION (excluding schools)		EQUALIZED VALUATION BASIS		Sale for Cash (1975)	
Libraries	31,751.25	FOR NET DEBT COMPUTATION	156,556,682.67	Cancelled, Abated or Adjusted (1975)	
Other Educational Services		REAL PROPERTY VALUATIONS		Balance December 31, 1975	451,800.00
STATUTORY EXPENDITURES		Code Class # of Parcels % VAL'N	ASSESSED VALUATION	CURRENT FINANCES DECEMBER 31, 1975	
Pensions & F. I. C. A.	66,292.27	1 Vacant Land 176 4.97	6,186,300.00	ASSETS	
Employee Fringe Benefits	17,400.00	2 Residential 2315 56.96	70,953,900.00	Cash Dec. 31, 1975	546,730.58
Other Statutory Expenditures		3 Farm 2 .03	34,800.00	Taxes Receivable	43,014.56
CETA And Other Public Employment Programs	90,391.98	4a Commercial 78 17.03	21,215,600.00	Tax Title Liens	
MUNICIPAL FUNCTIONS TOTAL	1,294,086.34	4b Industrial 30 11.63	14,487,800.00	Foreclosed Property	451,800.00
CAPITAL IMPROVEMENTS *MEMO*	10,000.00	4c Apartments 6 9.39	11,699,800.00	Emergencies & Other Deferred Charges	
DEBT SERVICE		Total 2697	124,578,200.00	State and Federal Aid Receivable	22,134.89
Principal Payments	65,000.00	Land Area 2.95 Sq. Miles		Other Receivables	21,011.37
Interest Payments	41,249.10	Net Valuation Taxable-Municipal	125,641,500.00	Total	1,084,691.40
DEFERRED CHARGES	26,000.00	Net Valuation Taxable-County	169,584,035.00	LIABILITIES, RESERVES, AND SURPLUS	
SCHOOL, COUNTY, SPECIAL DISTRICT TAXES	3,769,339.65	State Equalized Valuation	173,180,183.00	Cash Liabilities	180,579.44
RESERVE FOR UNCOLLECTED TAXES	115,326.39	State Equalization Ratio	72.38	Reserves for Receivables	515,825.93
EXPENDITURES TOTAL	5,311,001.48			Surplus Dec. 31, 1975	388,286.03
				Total	1,084,691.40

0513

Population 1970 240
 Population 1975 260
 S & P Rating
 Moody Rating

General Tax Rate Per \$100. 2.19
 State Equalized Tax Rate 2.21

WEST WILDWOOD BOROUGH - CAPE MAY CO.
 Form of Government:
 Commission (1911)
 Number of Members on Governing Body 3

PER CAPITA:
 Gross Debt 1,019.23
 Net Debt 1,019.23
 Debt Service 86.49
 Total Tax Levy 885.26
 Municipal Expenditures 883.08

PER CENT:
 Gross Debt 2.96
 Net Debt 2.96
 Tax Levy Collected 93.61
 Tax Levy Cancelled, Abated or Adjusted .34

EXPENDITURES		REVENUES-REALIZED		1975 PROPERTY TAX	
GENERAL GOVERNMENT				STATE EQUALIZED TAX RATE	
Governing Body & Public Boards		1975 Property Taxes Collected	216,219.78	Local District School Taxes .52	55,839.50
Municipal Clerk		1975 Payments in Lieu of Taxes		Regional & Consolidated School Tax	
Financial Administration	2,416.00	Delinquent Tax & Lien Collections	13,824.11	School Taxes in Municipal Budget	
Assessment of Taxes	2,450.00	Business Personalty Replacement Taxes	2,066.27	County Taxes .36	38,602.00
Collection of Taxes		Taxes from Public Utilities	17,469.56	County Library Taxes .02	2,224.85
Planning, Housing & Development		Other Miscellaneous Tax Revenues		Local Municipal Purpose Taxes 1.25	133,500.00
Human Resources		State Aid Revenues	7,998.50	Veteran & Senior Citizen Taxes .05	5,470.00
Elections	905.00	Federal Aid Revenues		Total Taxes far Rate Computation 2.20	235,636.35
General Administration (other)	35,402.45	State and Local Fiscal Assistance Act Utilized	6,149.00	Special District Taxes	
JUDICIARY		Sale of Acquired Property		Bank Stock Taxes	
Municipal Courts	1,950.00	Other Miscellaneous Revenues	19,065.84	Added and Omitted Taxes	
PUBLIC SAFETY		Total	282,793.06	Total Taxes Levied - ABSTRACT	230,166.35
Fire Protection	4,100.00	Prior Years Surplus Appropriated	28,500.00	Total Taxes Billed	230,977.40
Police Protection	28,432.55	REVENUES TOTAL	311,293.06	1975 TAXES COLLECTED	216,219.78
Civil Defense & Disaster Control		Reserve For Uncollected Taxes	20,219.00	1975 Taxes Cancelled, Abated or Adjusted	787.04
Environmental Inspection & Control	1,300.00			Transfer to Tax Title Liens or Foreclosed	241.11
Other Public Safety		CAPITAL OUTLAY TOTAL		Balance Outstanding Dec. 31, 1975	13,729.47
PUBLIC WORKS				PRIOR YEARS TAXES OUTSTANDING	
Streets and Drainage	42,348.00	Public Enterprises		Balance January 1, 1975	13,824.11
Sewers and Sewage Processing	42,060.00	Recreation—Culture		Collected in 1975	13,824.11
Garbage and Trash Disposal	2,325.00	Public Works		Cancelled, Abated or Adjusted 1975	
Public Buildings and Grounds	4,500.00	Buildings and Grounds		Transfers to Tax Title Liens or Foreclosed	
Other Public Works	102.00	Library and Education		Balance December 31, 1975	
HEALTH and WELFARE		Conservation		TAX TITLE LIENS OUTSTANDING	
Health Services Except Environmental	50.00	All Other		Balance January 1, 1975	630.18
Welfare-Public Assistance	170.00			Transfer From Taxes	241.11
Hospitals, Clinics, First Aid		CAPITAL DEBT AUTHORIZED, DECEMBER 31, 1975		Redeemed in 1975	
Animal, Insect, & Rodent Control	800.00	ISSUED AND UNISSUED		Cancelled, Abated or Adjusted (1975)	
Other Welfare Services		School		Transfers to Foreclosed Property	
RECREATION and CONSERVATION		Self-liquidating		Balance December 31, 1975	871.29
Beaches and Boardwalks		Other	265,000	PROPERTY ACQUIRED BY DEED OR	
Parks, Playgrounds, Shade Trees		Total	265,000	FORECLOSURE	
Land Reclamation & Conservation				Balance January 1, 1975	
Other Recreational Services		ISSUED AND OUTSTANDING		Transfers From Taxes or Liens	
EDUCATION (excluding schools)		School		Sale for Cash (1975)	
Libraries		Self-Liquidating		Cancelled, Abated or Adjusted (1975)	
Other Educational Services		Other	232,000.00	Balance December 31, 1975	
STATUTORY EXPENDITURES		Total	232,000.00	CURRENT FINANCES DECEMBER 31, 1975	
Pensions & F. I. C. A.	5,300.00	EQUALIZED VALUATION BASIS		ASSETS	
Employee Fringe Benefits		FOR NET DEBT COMPUTATION	8,942,004.33	Cash Dec. 31, 1975	66,565.26
Other Statutory Expenditures		REAL PROPERTY VALUATIONS		Taxes Receivable	13,729.47
CETA And Other Public Employment Programs		Code Class # of Parcels % VAL'N		Tax Title Liens	871.29
MUNICIPAL FUNCTIONS TOTAL	174,611.00	1 Vacant Land 234 9.79	1,053,750.00	Foreclosed Property	
CAPITAL IMPROVEMENTS *MEMO*		2 Residential 517 81.65	8,785,000.00	Emergencies & Other Deferred Charges	29,083.08
DEBT SERVICE		3 Farm		State and Federal Aid Receivable	8,756.23
Principal Payments	10,000.00	4a Commercial 16 4.79	515,850.00	Other Receivables	3,598.78
Interest Payments	12,488.59	4b Industrial		Total	122,604.11
		4c Apartments 7 3.76	405,050.00	LIABILITIES, RESERVES, AND SURPLUS	
		Total 774	10,759,650.00	Cash Liabilities	69,461.69
DEFERRED CHARGES	12,281.00	Land Area .40 Sq. Miles		Reserves for Receivables	18,199.54
SCHOOL, COUNTY, SPECIAL DISTRICT TAXES	96,666.35	Net Valuation Taxable-Municipal	10,797,622.00	Surplus Dec. 31, 1975	34,942.88
RESERVE FOR UNCOLLECTED TAXES	20,219.00	Net Valuation Taxable-County	8,962,172.00	Total	122,604.11
EXPENDITURES TOTAL	326,265.94	State Equalized Valuation	10,680,554.00		
		State Equalization Ratio	101.10		

1113

Population 1970 **6,520**
 Population 1975 **7,375**
 S & P Rating
 Moody Rating

General Tax Rate Per \$100. **4.65**
 State Equalized Tax Rate **2.90**

WEST WINDSOR TOWNSHIP — MERCER COUNTY

Form of Government:

Township Committee

Number of Members on Governing Body 5

PER CAPITA:

Gross Debt **1,990.67**
 Net Debt **1,050.85**
 Debt Service
 Total Tax Levy **832.68**
 Municipal Expenditures **229.21**

PER CENT:

Gross Debt **8.44**
 Net Debt **4.46**
 Tax Levy Collected **96.22**
 Tax Levy Cancelled, Abated or Adjusted **.08**

EXPENDITURES		REVENUES-REALIZED		1975 PROPERTY TAX	
GENERAL GOVERNMENT				STATE EQUALIZED TAX RATE \rightarrow	
Governing Body & Public Boards				Local District School Taxes	
Municipal Clerk				Regional & Consolidated School Tax 1.79	
Financial Administration	15,400.00			School Taxes in Municipal Budget	
Assessment of Taxes	24,671.56			County Taxes .87	
Collection of Taxes	9,900.00			County Library Taxes .04	
Planning, Housing & Development	45,083.11			Local Municipal Purpose Taxes .19	
Human Resources	1,000.00			Veteran & Senior Citizen Taxes .01	
Elections	6,000.00			Total Taxes for Rate Computation 2.90	
General Administration (other)	188,295.00			Special District Taxes	
JUDICIARY				Bank Stock Taxes	
Municipal Courts	25,700.00			Added and Omitted Taxes	
PUBLIC SAFETY				Total Taxes Levied - ABSTRACT	
Fire Protection	97,600.00			Total Taxes Billed	
Police Protection	453,800.00			1975 TAXES COLLECTED	
Civil Defense & Disaster Control	100.00			1975 Taxes Cancelled, Abated or Adjusted	
Environmental Inspection & Control	28,600.00			Transfer to Tax Title Liens or Foreclosed	
Other Public Safety	9,433.00			Balance Outstanding Dec. 31, 1975	
PUBLIC WORKS				PRIOR YEARS TAXES OUTSTANDING	
Streets and Drainage	153,339.63			Balance January 1, 1975	
Sewers and Sewage Processing	21,000.00			Collected in 1975	
Garbage and Trash Disposal	42,600.00			Cancelled, Abated or Adjusted 1975	
Public Buildings and Grounds	42,700.00			Transfers to Tax Title Liens or Foreclosed	
Other Public Works				Balance December 31, 1975	
HEALTH and WELFARE				TAX TITLE LIENS OUTSTANDING	
Health Services Except Environmental	53,000.00			Balance January 1, 1975	
Welfare-Public Assistance	10,467.35			Transfer From Taxes	
Hospitals, Clinics, First Aid	514.85			Redeemed in 1975	
Animal, Insect, & Rodent Control	5,600.00			Cancelled, Abated or Adjusted (1975)	
Other Welfare Services				Transfers to Foreclosed Property	
RECREATION and CONSERVATION				Balance December 31, 1975	
Beaches and Boardwalks				PROPERTY ACQUIRED BY DEED OR	
Parks, Playgrounds, Shade Trees				FORECLOSURE	
Land Reclamation & Conservation	2,000.00			Balance January 1, 1975	
Other Recreational Services	8,500.00			Transfers From Taxes or Liens	
EDUCATION (excluding schools)				Sale for Cash (1975)	
Libraries				Cancelled, Abated or Adjusted (1975)	
Other Educational Services				Balance December 31, 1975	
STATUTORY EXPENDITURES				CURRENT FINANCES DECEMBER 31, 1975	
Pensions & F. I. C. A.	64,409.20			ASSETS	
Employee Fringe Benefits	22,000.00			Cash Dec. 31, 1975	
Other Statutory Expenditures				Taxes Receivable	
CETA And Other Public Employment Programs	8,500.00			Tax Title Liens	
MUNICIPAL FUNCTIONS TOTAL	1,340,213.70			Foreclosed Property	
CAPITAL IMPROVEMENTS MEMU	35,000.00			Emergencies & Other Deferred Charges	
DEBT SERVICE				State and Federal Aid Receivable	
Principal Payments				Other Receivables	
Interest Payments				Total	
DEFERRED CHARGES	10,200.00			LIABILITIES, RESERVES, AND SURPLUS	
SCHOOL, COUNTY, SPECIAL DISTRICT TAXES	5,662,638.06			Cash Liabilities	
RESERVE FOR UNCOLLECTED TAXES	340,000.00			Reserves for Receivables	
EXPENDITURES TOTAL	7,353,051.76			Surplus Dec. 31, 1975	
				Total	

0337

Population 1970 2,680
 Population 1975 2,810
 S & P Rating
 Moody Rating

General Tax Rate Per \$100. 3.05
 State Equalized Tax Rate 3.25

WESTAMPTON TOWNSHIP — BURLINGTON CO.

Form of Government:
 Township Committee
 Number of Members on Governing Body 5

PER CAPITA: 189.58
 Gross Debt 6.76
 Net Debt .33
 Debt Service 431.04
 Total Tax Levy 224.02
 Municipal Expenditures

PER CENT: 1.57
 Gross Debt .06
 Net Debt 91.39
 Tax Levy Collected
 Tax Levy Cancelled, Abated or Adjusted 2.00

EXPENDITURES		REVENUES-REALIZED		1975 PROPERTY TAX	
GENERAL GOVERNMENT				STATE EQUALIZED TAX RATE	
Governing Body & Public Boards		1975 Property Taxes Collected	1,109,036.83	Local District School Taxes	1.45 544,982.25
Municipal Clerk		1975 Payments in Lieu of Taxes		Regional & Consolidated School Tax	.82 307,342.77
Financial Administration	10,800.00	Delinquent Tax & Lien Collections	133,642.17	School Taxes in Municipal Budget	
Assessment of Taxes	3,576.97	Business Personalty Replacement Taxes	30,379.17	County Taxes	.60 224,674.75
Collection of Taxes	6,500.00	Taxes from Public Utilities	149,619.47	County Library Taxes	.02 9,229.76
Planning, Housing & Development	4,846.20	Other Miscellaneous Tax Revenues		Local Municipal Purpose Taxes	.31 115,919.24
Human Resources		State Aid Revenues	6,366.00	Veteran & Senior Citizen Taxes	.05 18,130.00
Elections		Federal Aid Revenues	23,529.10	Total Taxes for Rate Computation	3.25 1,220,278.77
General Administration (other)	44,074.00	State and Local Fiscal Assistance Act Utilized	37,793.12	Special District Taxes	
JUDICIARY		Sale of Acquired Property		Bank Stock Taxes	1,376.79
Municipal Courts	15,216.66	Other Miscellaneous Revenues	146,723.26	Added and Omitted Taxes	7,700.25
PUBLIC SAFETY		Total	1,637,089.12	Total Taxes Levied - ABSTRACT	1,211,225.81
Fire Protection	33,441.88	Prior Years Surplus Appropriated	124,000.00	Total Taxes Billed	1,213,465.61
Police Protection	110,928.12	REVENUES TOTAL	1,761,089.12	1975 TAXES COLLECTED	1,109,036.83
Civil Defense & Disaster Control	250.00	Reserve For Uncollected Taxes	154,592.06	1975 Taxes Cancelled, Abated or Adjusted	24,327.33
Environmental Inspection & Control	2,200.00	CAPITAL OUTLAY TOTAL	20,270.58	Transfer to Tax Title Liens or Foreclosed	25,590.28
Other Public Safety	4,600.00			Balance Outstanding Dec. 31, 1975	54,511.17
PUBLIC WORKS				PRIOR YEARS TAXES OUTSTANDING	
Streets and Drainage	55,524.44	Public Enterprises		Balance January 1, 1975	103,109.48
Sewers and Sewage Processing	41,500.00	Recreation—Culture		Collected in 1975	83,007.00
Garbage and Trash Disposal	31,800.00	Public Works	20,270.58	Cancelled, Abated or Adjusted 1975	198.03
Public Buildings and Grounds	26,535.00	Buildings and Grounds		Transfers to Tax Title Liens or Foreclosed	4,403.97
Other Public Works		Library and Education		Balance December 31, 1975	15,500.48
HEALTH and WELFARE		Conservation		TAX TITLE LIENS OUTSTANDING	
Health Services Except Environmental	2,168.38	All Other		Balance January 1, 1975	58,216.19
Welfare-Public Assistance	2,614.07	CAPITAL DEBT AUTHORIZED, DECEMBER 31, 1975		Transfer From Taxes	30,804.57
Hospitals, Clinics, First Aid		ISSUED AND UNISSUED		Redeemed in 1975	50,635.17
Animal, Insect, & Rodent Control		School	513,706	Cancelled, Abated or Adjusted (1975)	
Other Welfare Services		Self-liquidating		Transfers to Foreclosed Property	5,848.76
RECREATION and CONSERVATION		Other	19,000	Balance December 31, 1975	32,536.83
Beaches and Boardwalks		Total	532,706	PROPERTY ACQUIRED BY DEED OR FORECLOSURE	
Parks, Playgrounds, Shade Trees		ISSUED AND OUTSTANDING		Balance January 1, 1975	18,901.24
Land Reclamation & Conservation		School	513,706.00	Transfers From Taxes or Liens	5,848.76
Other Recreational Services	5,591.32	Self-Liquidating		Sale for Cash (1975)	
EDUCATION (excluding schools)		Other	19,000.00	Cancelled, Abated or Adjusted (1975)	
Libraries		Total	532,706.00	Balance December 31, 1975	24,750.00
Other Educational Services		EQUALIZED VALUATION BASIS		CURRENT FINANCES DECEMBER 31, 1975	
STATUTORY EXPENDITURES		FOR NET DEBT COMPUTATION	33,850,320.33	ASSETS	
Pensions & F. I. C. A.	7,755.00	REAL PROPERTY VALUATIONS		Cash Dec. 31, 1975	571,199.10
Employee Fringe Benefits		Code Class # of Parcels % VAL'N		Taxes Receivable	70,011.65
Other Statutory Expenditures		1 Vacant Land 136 6.50	2,568,200.00	Tax Title Liens	32,536.83
CETA And Other Public Employment Programs	34,303.00	2 Residential 790 62.07	24,504,450.00	Foreclosed Property	24,750.00
MUNICIPAL FUNCTIONS TOTAL	444,225.04	3 Farm 135 7.62	3,007,050.00	Emergencies & Other Deferred Charges	2,350.00
CAPITAL IMPROVEMENTS *MEMO*	1,000.00	4a Commercial 51 13.81	5,452,450.00	State and Federal Aid Receivable	2,640.21
DEBT SERVICE		4b Industrial 2 10.00	3,949,400.00	Other Receivables	4,865.83
Principal Payments		4c Apartments		Total	708,353.62
Interest Payments	929.69	Total	1114 39,481,550.00	LIABILITIES, RESERVES, AND SURPLUS	
DEFERRED CHARGES	29,750.00	Land Area 11.04 Sq. Miles		Cash Liabilities	321,394.24
SCHOOL, COUNTY, SPECIAL DISTRICT TAXES	1,086,229.53	Net Valuation Taxable-Municipal	40,032,393.00	Reserves for Receivables	132,164.31
RESERVE FOR UNCOLLECTED TAXES	154,592.06	Net Valuation Taxable-County	37,347,136.00	Surplus Dec. 31, 1975	254,795.07
EXPENDITURES TOTAL	1,715,726.32	State Equalized Valuation	37,594,894.00	Total	708,353.62
		State Equalization Ratio	106.58		

2020

Population 1970 **33,730**
 Population 1975 **34,070**
 S & P Rating
 Moody Rating **AA**

General Tax Rate Per \$100. **3.83**
 State Equalized Tax Rate **2.97**

WESTFIELD TOWN — UNION COUNTY
Form of Government:
Special Charter (P.L. 1967 c.195)
Number of Members on Governing Body 9

PER CAPITA:
 Gross Debt **188.95**
 Net Debt **44.63**
 Debt Service **8.04**
 Total Tax Levy **467.22**
 Municipal Expenditures **191.80**

PER CENT:
 Gross Debt **1.30**
 Net Debt **.31**
 Tax Levy Collected **98.47**
 Tax Levy Cancelled, Abated or Adjusted **.02**

EXPENDITURES		REVENUES-REALIZED		1975 PROPERTY TAX	
GENERAL GOVERNMENT				STATE EQUALIZED TAX RATE 1.97	
Governing Body & Public Boards		1975 Property Taxes Collected	15,699,617.88	Local District School Taxes	10,670,392.93
Municipal Clerk		1975 Payments in Lieu of Taxes	6,608.23	Regional & Consolidated School Tax	
Financial Administration	33,290.00	Delinquent Tax & Lien Collections	177,597.66	School Taxes in Municipal Budget	
Assessment of Taxes	25,320.00	Business Personalty Replacement Taxes	275,272.27	County Taxes	2,439,660.82
Collection of Taxes	33,900.00	Taxes from Public Utilities	799,216.87	County Library Taxes	
Planning, Housing & Development	11,300.00	Other Miscellaneous Tax Revenues		Local Municipal Purpose Taxes	2,751,207.22
Human Resources	2,825.00	State Aid Revenues	20,589.63	Veteran & Senior Citizen Taxes	171,660.00
Elections		Federal Aid Revenues		Total Taxes for Rate Computation	16,032,920.97
General Administration (other)	552,750.00	State and Local Fiscal Assistance Act Utilized	183,844.00	Special District Taxes	
JUDICIARY		Sale of Acquired Property	16,200.00	Bank Stock Taxes	19,483.21
Municipal Courts	44,085.00	Other Miscellaneous Revenues	1,017,942.24	Added and Omitted Taxes	37,503.10
PUBLIC SAFETY		Total	18,196,888.78	Total Taxes Levied - ABSTRACT	15,918,247.28
Fire Protection	811,875.85	Prior Years Surplus Appropriated	1,500,000.00	Total Taxes Billed	15,943,769.61
Police Protection	1,137,605.00	REVENUES TOTAL	19,696,888.78	1975 TAXES COLLECTED	15,699,617.88
Civil Defense & Disaster Control	1,000.00	Reserve For Uncollected Taxes	1,201,592.23	1975 Taxes Cancelled, Abated or Adjusted	3,086.98
Environmental Inspection & Control	40,050.00	CAPITAL OUTLAY TOTAL	675,969.99	Transfer to Tax Title Liens or Foreclosed	13,494.53
Other Public Safety		Public Enterprises	16,517.78	Balance Outstanding Dec. 31, 1975	227,570.22
PUBLIC WORKS		Recreation—Culture	11,751.92	PRIOR YEARS TAXES OUTSTANDING	
Streets and Drainage	543,800.00	Public Works	471,975.87	Balance January 1, 1975	181,468.08
Sewers and Sewage Processing	286,080.00	Buildings and Grounds	146,144.60	Collected in 1975	167,941.04
Garbage and Trash Disposal		Library and Education	29,569.82	Cancelled, Abated or Adjusted 1975	2,782.10
Public Buildings and Grounds	116,610.00	Conservation		Transfers to Tax Title Liens or Foreclosed	2,581.20
Other Public Works		All Other		Balance December 31, 1975	8,163.74
HEALTH and WELFARE		CAPITAL DEBT AUTHORIZED, DECEMBER 31, 1975		TAX TITLE LIENS OUTSTANDING	
Health Services Except Environmental	76,469.60	ISSUED AND UNISSUED		Balance January 1, 1975	44,567.15
Welfare-Public Assistance	19,825.00	School	4,307,000	Transfer From Taxes	16,435.68
Hospitals, Clinics, First Aid	12,600.00	Self-liquidating	610,000	Redeemed in 1975	9,656.62
Animal, Insect, & Rodent Control	2,000.00	Other	1,520,620	Cancelled, Abated or Adjusted (1975)	
Other Welfare Services		Total	6,437,620	Transfers to Foreclosed Property	
RECREATION and CONSERVATION		ISSUED AND OUTSTANDING		Balance December 31, 1975	51,346.21
Beaches and Boardwalks		School	4,307,000.00	PROPERTY ACQUIRED BY DEED OR FORECLOSURE	
Parks, Playgrounds, Shade Trees	462,650.00	Self-Liquidating	610,000.00	Balance January 1, 1975	199,895.00
Land Reclamation & Conservation		Other	1,222,000.00	Transfers From Taxes or Liens	
Other Recreational Services	153,334.00	Total	6,139,000.00	Sale for Cash (1975)	16,200.00
EDUCATION (excluding schools)		EQUALIZED VALUATION BASIS		Cancelled, Abated or Adjusted (1975)	
Libraries	167,255.00	FOR NET DEBT COMPUTATION	495,906,719.00	Balance December 31, 1975	183,695.00
Other Educational Services		REAL PROPERTY VALUATIONS		CURRENT FINANCES DECEMBER 31, 1975	
STATUTORY EXPENDITURES		Code Class # of Parcels % VAL'N		ASSETS	
Pensions & F. I. C. A.	390,587.10	1 Vacant Land 594 1.02	4,232,450.00	Cash Dec. 31, 1975	7,168,866.72
Employee Fringe Benefits	103,100.00	2 Residential 8529 86.39	357,729,100.00	Taxes Receivable	235,733.96
Other Statutory Expenditures		3 Farm 3	7,100.00	Tax Title Liens	51,346.21
CETA And Other Public Employment Programs		4a Commercial 402 9.45	39,143,500.00	Foreclosed Property	183,695.00
MUNICIPAL FUNCTIONS TOTAL	5,028,311.55	4b Industrial 20 .94	3,876,100.00	Emergencies & Other Deferred Charges	12,000.00
CAPITAL IMPROVEMENTS *MEMO*	125,000.00	4c Apartments 28 2.20	9,111,300.00	State and Federal Aid Receivable	
DEBT SERVICE		Total 9576	414,099,550.00	Other Receivables	4,506.11
Principal Payments	206,000.00	Land Area 6.50 Sq. Miles		Total	7,656,148.00
Interest Payments	67,776.00	Net Valuation Taxable-Municipal	619,349,428.00	LIABILITIES, RESERVES, AND SURPLUS	
DEFERRED CHARGES	31,006.69	Net Valuation Taxable-County	513,199,253.00	Cash Liabilities	5,727,278.19
SCHOOL, COUNTY, SPECIAL DISTRICT TAXES	13,110,053.75	State Equalized Valuation	539,023,966.00	Reserves for Receivables	475,281.28
RESERVE FOR UNCOLLECTED TAXES	1,201,592.23	State Equalization Ratio	77.58	Surplus Dec. 31, 1975	1,453,588.53
EXPENDITURES TOTAL	19,644,740.22			Total	7,656,148.00

0821

Population 1970 5,185
 Population 1975 5,370
 S & P Rating
 Moody Rating

General Tax Rate Per \$100. 5.53
 State Equalized Tax Rate 2.39

WESTVILLE BOROUGH — GLOUCESTER CO.

Form of Government:

Borough Council

Number of Members on Governing Body 6

PER CAPITA:

Gross Debt 181.08
 Net Debt 57.08
 Debt Service 1.68
 Total Tax Levy 204.68
 Municipal Expenditures 149.78

PER CENT:

Gross Debt 2.50
 Net Debt .79
 Tax Levy Collected 96.70
 Tax Levy Cancelled, Abated or Adjusted .49

EXPENDITURES		REVENUES-REALIZED		1975 PROPERTY TAX	
GENERAL GOVERNMENT				STATE EQUALIZED TAX RATE — .70	
Governing Body & Public Boards		1975 Property Taxes Collected 1,064,376.73		Local District School Taxes .70	330,719.00
Municipal Clerk	17,920.00			Regional & Consolidated School Tax .66	308,956.63
Financial Administration	12,160.00			School Taxes in Municipal Budget	
Assessment of Taxes	8,150.00			County Taxes .48	226,127.20
Collection of Taxes	17,400.00			County Library Taxes	
Planning, Housing & Development	2,600.00			Local Municipal Purpose Taxes .46	218,468.64
Human Resources	25.00			Veteran & Senior Citizen Taxes .09	41,280.00
Elections	1,200.00			Total Taxes for Rate Computation 2.39	1,125,551.47
General Administration (other)	47,057.75			Special District Taxes	
JUDICIARY				Bank Stock Taxes	5,078.59
Municipal Courts	6,600.00			Added and Omitted Taxes	9,792.76
PUBLIC SAFETY				Total Taxes Levied - ABSTRACT	1,099,142.82
Fire Protection	11,800.00			Total Taxes Billed	1,100,690.76
Police Protection	156,615.00			1975 TAXES COLLECTED	1,064,376.73
Civil Defense & Disaster Control	1,000.00			1975 Taxes Cancelled, Abated or Adjusted	5,437.70
Environmental Inspection & Control	3,420.00			Transfer to Tax Title Liens or Foreclosed	779.73
Other Public Safety				Balance Outstanding Dec. 31, 1975	30,096.60
PUBLIC WORKS				PRIOR YEARS TAXES OUTSTANDING	
Streets and Drainage	98,982.73			Balance January 1, 1975	31,775.80
Sewers and Sewage Processing	132,999.00			Collected in 1975	31,737.37
Garbage and Trash Disposal	46,550.00			Cancelled, Abated or Adjusted 1975	
Public Buildings and Grounds	7,700.00			Transfers to Tax Title Liens or Foreclosed	38.43
Other Public Works	500.00			Balance December 31, 1975	
HEALTH and WELFARE				TAX TITLE LIENS OUTSTANDING	
Health Services Except Environmental	6,600.00			Balance January 1, 1975	4,728.51
Welfare-Public Assistance	3,200.00			Transfer From Taxes	968.84
Hospitals, Clinics, First Aid				Redeemed in 1975	2,716.53
Animal, Insect, & Rodent Control	1,700.00			Cancelled, Abated or Adjusted (1975)	
Other Welfare Services				Transfers to Foreclosed Property	
RECREATION and CONSERVATION				Balance December 31, 1975	2,980.82
Beaches and Boardwalks				PROPERTY ACQUIRED BY DEED OR FORECLOSURE	
Parks, Playgrounds, Shade Trees	23,450.00			Balance January 1, 1975	12,550.00
Land Reclamation & Conservation				Transfers From Taxes or Liens	
Other Recreational Services	1,400.00			Sale for Cash (1975)	
EDUCATION (excluding schools)				Cancelled, Abated or Adjusted (1975)	
Libraries	7,600.00			Balance December 31, 1975	12,550.00
Other Educational Services				CURRENT FINANCES DECEMBER 31, 1975	
STATUTORY EXPENDITURES				ASSETS	
Pensions & F. I. C. A.	37,050.00			Cash Dec. 31, 1975	152,683.65
Employee Fringe Benefits	12,742.25			Taxes Receivable	30,096.60
Other Statutory Expenditures				Tax Title Liens	2,980.82
CETA And Other Public Employment Programs	63,208.26			Foreclosed Property	12,550.00
MUNICIPAL FUNCTIONS TOTAL	729,629.99			Emergencies & Other Deferred Charges	39,530.00
CAPITAL IMPROVEMENTS *MEMO*	1,000.00			State and Federal Aid Receivable	12,000.00
DEBT SERVICE				Other Receivables	32,520.94
Principal Payments	3,000.00			Total	282,362.01
Interest Payments	6,020.00			LIABILITIES, RESERVES, AND SURPLUS	
DEFERRED CHARGES	21,886.75			Cash Liabilities	60,988.34
SCHOOL, COUNTY, SPECIAL DISTRICT TAXES	865,802.83			Reserves for Receivables	78,148.36
RESERVE FOR UNCOLLECTED TAXES	43,781.46			Surplus Dec. 31, 1975	143,225.31
EXPENDITURES TOTAL	1,670,121.03			Total	282,362.01

0267

Population 1970 **11,240**
 Population 1975 **11,430**
 S & P Rating
 Moody Rating **A**

General Tax Rate Per \$100 **5.99**
 State Equalized Tax Rate **2.98**

WESTWOOD BOROUGH — BERGEN COUNTY
Form of Government:
Borough Council
Number of Members on Governing Body 6

PER CAPITA:
 Gross Debt **517.32**
 Net Debt **152.45**
 Debt Service **10.07**
 Total Tax Levy **458.38**
 Municipal Expenditures **202.50**

PER CENT:
 Gross Debt **3.66**
 Net Debt **1.08**
 Tax Levy Collected **97.64**
 Tax Levy Cancelled, Abated or Adjusted

EXPENDITURES		REVENUES-REALIZED		1975 PROPERTY TAX	
GENERAL GOVERNMENT				STATE EQUALIZED TAX RATE →	
Governing Body & Public Boards	7,000.00	1975 Property Taxes Collected		Local District School Taxes	
Municipal Clerk		5,116,578.44		Regional & Consolidated School Tax	1.83
Financial Administration	21,958.95	1975 Payments in Lieu of Taxes		School Taxes in Municipal Budget	
Assessment of Taxes	21,700.00	7,820.71		County Taxes	.38
Collection of Taxes	35,237.00	Delinquent Tax & Lien Collections		County Library Taxes	
Planning, Housing & Development	28,800.00	134,801.59		Local Municipal Purpose Taxes	.73
Human Resources	7,550.00	Business Personalty Replacement Taxes		Veteran & Senior Citizen Taxes	.04
Elections	2,100.00	317,879.86		Total Taxes for Rate Computation	2.98
General Administration (other)	144,215.00	Other Miscellaneous Tax Revenues		Special District Taxes	
JUDICIARY		Federal Aid Revenues		Bank Stock Taxes	
Municipal Courts	19,663.00	4,084.56		Added and Omitted Taxes	
PUBLIC SAFETY		State and Local Fiscal Assistance Act Utilized		Total Taxes Levied - ABSTRACT	5,239,289.50
Fire Protection	91,005.00	135,472.16		Total Taxes Billed	5,240,141.71
Police Protection	549,700.00	Sale of Acquired Property		1975 TAXES COLLECTED	5,116,578.44
Civil Defense & Disaster Control	9,310.00	189,809.57		1975 Taxes Cancelled, Abated or Adjusted	.03
Environmental Inspection & Control	20,167.00	Other Miscellaneous Revenues		Transfer to Tax Title Liens or Foreclosed	12,561.95
Other Public Safety		Total		Balance Outstanding Dec. 31, 1975	111,001.29
PUBLIC WORKS		Prior Years Surplus Appropriated		PRIOR YEARS TAXES OUTSTANDING	
Streets and Drainage	332,451.57	REVENUES		Balance January 1, 1975	137,003.33
Sewers and Sewage Processing	151,123.47	TOTAL		Collected in 1975	81,435.66
Garbage and Trash Disposal	99,350.00	CAPITAL OUTLAY		Cancelled, Abated or Adjusted 1975	20,677.20
Public Buildings and Grounds	59,035.37	Public Enterprises		Transfers to Tax Title Liens or Foreclosed	333.80
Other Public Works	19,067.00	Recreation—Culture		Balance December 31, 1975	34,556.67
HEALTH and WELFARE		Public Works		TAX TITLE LIENS OUTSTANDING	
Health Services Except Environmental	57,031.00	Buildings and Grounds		Balance January 1, 1975	62,551.91
Welfare-Public Assistance	4,500.00	Library and Education		Transfer From Taxes	12,895.75
Hospitals, Clinics, First Aid	750.00	Conservation		Redeemed in 1975	4,841.98
Animal, Insect, & Rodent Control		All Other		Cancelled, Abated or Adjusted (1975)	
Other Welfare Services		CAPITAL DEBT AUTHORIZED, DECEMBER 31, 1975		Transfers to Foreclosed Property	
RECREATION and CONSERVATION		ISSUED AND UNISSUED		Balance December 31, 1975	70,605.68
Beaches and Boardwalks	18,750.00	GROSS DEBT		PROPERTY ACQUIRED BY DEED OR FORECLOSURE	
Parks, Playgrounds, Shade Trees	100.00	NET DEBT		Balance January 1, 1975	67,442.00
Land Reclamation & Conservation	75,500.00	1,742,482		Transfers From Taxes or Liens	
Other Recreational Services		1,742,482		Sale for Cash (1975)	9,600.00
EDUCATION (excluding schools)		ISSUED AND OUTSTANDING		Cancelled, Abated or Adjusted (1975)	
Libraries	97,250.00	School		Balance December 31, 1975	57,842.00
Other Educational Services		Self-Liquidating		CURRENT FINANCES DECEMBER 31, 1975	
STATUTORY EXPENDITURES		Other		ASSETS	
Pensions & F. I. C. A.	122,105.12	Total		Cash Dec. 31, 1975	699,595.48
Employee Fringe Benefits	38,780.16	EQUALIZED VALUATION BASIS		Taxes Receivable	145,557.96
Other Statutory Expenditures		FOR NET DEBT COMPUTATION		Tax Title Liens	70,605.68
CETA And Other Public Employment Programs		REAL PROPERTY VALUATIONS		Foreclosed Property	57,842.00
MUNICIPAL FUNCTIONS		Code Class # of Parcels % VAL'N		Emergencies & Other Deferred Charges	30,770.89
CAPITAL IMPROVEMENTS	5,000.00	1 Vacant Land 328 2.14		State and Federal Aid Receivable	
DEBT SERVICE		2 Residential 2698 70.04		Other Receivables	54,767.97
Principal Payments	80,000.00	3 Farm		Total	1,059,139.98
Interest Payments	35,078.00	4a Commercial 191 17.45		LIABILITIES, RESERVES, AND SURPLUS	
DEFERRED CHARGES		4b Industrial 28 3.19		Cash Liabilities	275,797.96
SCHOOL, COUNTY, SPECIAL DISTRICT TAXES	10,233.53	4c Apartments 15 7.17		Reserves for Receivables	328,773.61
RESERVE FOR UNCOLLECTED TAXES	3,910,046.53	Total 3260		Surplus Dec. 31, 1975	454,568.41
EXPENDITURES	6,224,602.08	Land Area 2.40 Sq. Miles		Total	1,059,139.98
		Net Valuation Taxable-Municipal			
		87,826,384.00			
		Net Valuation Taxable-County			
		174,073,263.00			
		State Equalized Valuation			
		175,867,743.00			
		State Equalization Ratio			
		49.76			

0123

Population 1970 1,000
 Population 1975 1,055
 S & P Rating
 Moody Rating

General Tax Rate Per \$100. 3.93
 State Equalized Tax Rate 3.22

WEYMOUTH TOWNSHIP — ATLANTIC COUNTY

Form of Government:

Township Committee

Number of Members on Governing Body 3

PER CAPITA:

Gross Debt 265.40
 Net Debt 33.18
 Debt Service
 Total Tax Levy 333.52
 Municipal Expenditures 144.28

PER CENT:

Gross Debt 3.23
 Net Debt .40
 Tax Levy Collected 89.68
 Tax Levy Cancelled, Abated or Adjusted

EXPENDITURES		REVENUES-REALIZED		1975 PROPERTY TAX	
GENERAL GOVERNMENT				STATE EQUALIZED TAX RATE	
Governing Body & Public Boards				Local District School Taxes	2.35
Municipal Clerk				Regional & Consolidated School Tax	
Financial Administration	3,555.00	1975 Property Taxes Collected	315,565.42	School Taxes in Municipal Budget	
Assessment of Taxes	3,300.00	1975 Payments in Lieu of Taxes		County Taxes	.75
Collection of Taxes	4,700.00	Delinquent Tax & Lien Collections	31,022.91	County Library Taxes	.01
Planning, Housing & Development	2,600.00	Business Personalty Replacement Taxes	5,004.46	Local Municipal Purpose Taxes	.04
Human Resources		Taxes from Public Utilities	50,775.75	Veteran & Senior Citizen Taxes	.07
Elections		Other Miscellaneous Tax Revenues		Total Taxes for Rate Computation	3.22
General Administration (other)	20,965.00	State Aid Revenues	4,831.50	Special District Taxes	
JUDICIARY		Federal Aid Revenues		Bank Stock Taxes	
Municipal Courts	2,200.00	State and Local Fiscal Assistance Act Utilized	13,109.00	Added and Omitted Taxes	
PUBLIC SAFETY		Sale of Acquired Property		Total Taxes Levied - ABSTRACT	
Fire Protection	10,000.00	Other Miscellaneous Revenues	12,485.93	Total Taxes Billed	
Police Protection	3,730.00	Total	432,794.97	1975 TAXES COLLECTED	
Civil Defense & Disaster Control	100.00	Prior Years Surplus Appropriated	60,000.00	1975 Taxes Cancelled, Abated or Adjusted	
Environmental Inspection & Control		REVENUES TOTAL	492,794.97	Transfer to Tax Title Liens or Foreclosed	
Other Public Safety		Reserve For Uncollected Taxes	42,168.67	Balance Outstanding Dec. 31, 1975	
PUBLIC WORKS		CAPITAL OUTLAY TOTAL			36,299.82
Streets and Drainage	29,628.33	Public Enterprises		PRIOR YEARS TAXES OUTSTANDING	
Sewers and Sewage Processing		Recreation—Culture		Balance January 1, 1975	
Garbage and Trash Disposal	13,320.00	Public Works		Collected in 1975	
Public Buildings and Grounds	11,109.00	Buildings and Grounds		Cancelled, Abated or Adjusted 1975	
Other Public Works		Library and Education		Transfers to Tax Title Liens or Foreclosed	
HEALTH and WELFARE		Conservation		Balance December 31, 1975	
Health Services Except Environmental	100.00	All Other		TAX TITLE LIENS OUTSTANDING	
Welfare—Public Assistance	1,005.00			Balance January 1, 1975	
Hospitals, Clinics, First Aid		CAPITAL DEBT AUTHORIZED, DECEMBER 31, 1975		Transfer From Taxes	
Animal, Insect, & Rodent Control	200.00	ISSUED AND UNISSUED GROSS DEBT		Redeemed in 1975	
Other Welfare Services		School	210,000	Cancelled, Abated or Adjusted (1975)	
RECREATION and CONSERVATION		Self-Liquidating		Transfers to Foreclosed Property	
Beaches and Boardwalks		Other	70,000	Balance December 31, 1975	
Parks, Playgrounds, Shade Trees		Total	280,000	PROPERTY ACQUIRED BY DEED OR	
Land Reclamation & Conservation				FORECLOSURE	
Other Recreational Services		ISSUED AND OUTSTANDING		Balance January 1, 1975	
EDUCATION (excluding schools)		School		Transfers From Taxes or Liens	
Libraries		Self-Liquidating		Sale for Cash (1975)	
Other Educational Services		Other		Cancelled, Abated or Adjusted (1975)	
STATUTORY EXPENDITURES		Total		Balance December 31, 1975	
Pensions & F. I. C. A.	2,371.00	EQUALIZED VALUATION BASIS			3,885.00
Employee Fringe Benefits		FOR NET DEBT COMPUTATION		CURRENT FINANCES DECEMBER 31, 1975	
Other Statutory Expenditures		REAL PROPERTY VALUATIONS		ASSETS	
CETA And Other Public Employment Programs		Code Class # of Parcels % VAL'N		Cash Dec. 31, 1975	
MUNICIPAL FUNCTIONS TOTAL	108,883.33	1 Vacant Land 439 28.85		Taxes Receivable	
CAPITAL IMPROVEMENTS *MEMO*	1,500.00	2 Residential 291 47.52		Tax Title Liens	
DEBT SERVICE		3 Farm 71 12.64		Foreclosed Property	
Principal Payments		4a Commercial 28 9.86		Emergencies & Other Deferred Charges	
Interest Payments		4b Industrial		State and Federal Aid Receivable	
DEFERRED CHARGES		4c Apartments 3 1.13		Other Receivables	
SCHOOL, COUNTY, SPECIAL DISTRICT TAXES	1,160.00	Total 832		Total	
RESERVE FOR UNCOLLECTED TAXES	339,781.23	Land Area 12.00 Sq. Miles		LIABILITIES, RESERVES, AND SURPLUS	
EXPENDITURES TOTAL	491,993.23	Net Valuation Taxable-Municipal	8,973,917.00	Cash Liabilities	
		Net Valuation Taxable-County	9,504,715.00	Reserves for Receivables	
		State Equalized Valuation	10,877,229.00	Surplus Dec. 31, 1975	
		State Equalization Ratio	82.15	Total	

1439

Population 1970 5,545
 Population 1975 5,705
 S & P Rating
 Moody Rating

General Tax Rate Per \$100. 5.26
 State Equalized Tax Rate 3.29

WHARTON BOROUGH — MORRIS COUNTY
 Form of Government:
 Borough Council
 Number of Members on Governing Body 6

PER CAPITA:
 Gross Debt 490.20
 Net Debt 208.40
 Debt Service 18.42
 Total Tax Levy 421.46
 Municipal Expenditures 178.88

PER CENT:
 Gross Debt 4.26
 Net Debt 1.81
 Tax Levy Collected 97.39
 Tax Levy Cancelled, Abated or Adjusted .11

EXPENDITURES		REVENUES-REALIZED		1975 PROPERTY TAX	
GENERAL GOVERNMENT				STATE EQUALIZED TAX RATE — 3.35	
Governing Body & Public Boards		1975 Property Taxes Collected	2,343,513.15	Local District School Taxes	990,187.50
Municipal Clerk		1975 Payments in Lieu of Taxes		Regional & Consolidated School Tax	572,637.51
Financial Administration	19,632.00	Delinquent Tax & Lien Collections	50,263.57	School Taxes in Municipal Budget	
Assessment of Taxes	13,150.00	Business Personalty Replacement Taxes	81,343.67	County Taxes	322,579.05
Collection of Taxes	9,204.00	Taxes from Public Utilities	83,306.27	County Library Taxes	
Planning, Housing & Development	9,506.96	Other Miscellaneous Tax Revenues		Local Municipal Purpose Taxes	507,301.01
Human Resources	1,000.00	State Aid Revenues	2,892.00	Veteran & Senior Citizen Taxes	29,040.00
Elections	912.25	Federal Aid Revenues		Total Taxes for Rate Computation	2,421,745.07
General Administration (other)	95,112.00	State and Local Fiscal Assistance Act Utilized	72,052.96	Special District Taxes	
JUDICIARY		Sale of Acquired Property		Bank Stock Taxes	2,797.94
Municipal Courts	7,267.00	Other Miscellaneous Revenues	64,577.17	Added and Omitted Taxes	8,939.94
PUBLIC SAFETY		Total	2,697,958.79	Total Taxes Levied - ABSTRACT	2,404,442.95
Fire Protection	19,200.00	Prior Years Surplus Appropriated	209,200.00	Total Taxes Billed	2,406,372.26
Police Protection	247,350.00	REVENUES TOTAL	2,907,158.79	1975 TAXES COLLECTED	2,343,513.15
Civil Defense & Disaster Control	500.00	Reserve For Uncollected Taxes	96,004.02	1975 Taxes Cancelled, Abated or Adjusted	2,658.24
Environmental Inspection & Control	3,616.00	CAPITAL OUTLAY TOTAL	304,616.76	Transfer to Tax Title Liens or Foreclosed	5,202.38
Other Public Safety	897.00	Public Enterprises	125,198.75	Balance Outstanding Dec. 31, 1975	54,998.49
PUBLIC WORKS		Recreation—Culture		PRIOR YEARS TAXES OUTSTANDING	
Streets and Drainage	87,149.00	Public Works	167,426.24	Balance January 1, 1975	48,147.05
Sewers and Sewage Processing	65,357.00	Buildings and Grounds	11,991.77	Collected in 1975	45,686.19
Garbage and Trash Disposal	37,305.00	Library and Education		Cancelled, Abated or Adjusted 1975	
Public Buildings and Grounds		Conservation		Transfers to Tax Title Liens or Foreclosed	1,359.94
Other Public Works		All Other		Balance December 31, 1975	1,100.92
HEALTH and WELFARE		CAPITAL DEBT AUTHORIZED, DECEMBER 31, 1975		TAX TITLE LIENS OUTSTANDING	
Health Services Except Environmental	14,200.00	ISSUED AND UNISSUED		Balance January 1, 1975	10,300.62
Welfare-Public Assistance	1,901.99	School	1,768,158	Transfer From Taxes	7,398.94
Hospitals, Clinics, First Aid		Self-liquidating	434,000	Redeemed in 1975	4,577.38
Animal, Insect, & Rodent Control		Other	594,451	Cancelled, Abated or Adjusted (1975)	
Other Welfare Services		Total	2,796,609	Transfers to Foreclosed Property	
RECREATION and CONSERVATION		ISSUED AND OUTSTANDING		Balance December 31, 1975	13,122.18
Beaches and Boardwalks		School	1,768,158.00	PROPERTY ACQUIRED BY DEED OR FORECLOSURE	
Parks, Playgrounds, Shade Trees	79,826.00	Self-liquidating	434,000.00	Balance January 1, 1975	1,455.00
Land Reclamation & Conservation		Other	594,451.00	Transfers From Taxes or Liens	
Other Recreational Services	15,714.40	Total	2,796,609.00	Sale for Cash (1975)	
EDUCATION (excluding schools)		EQUALIZED VALUATION BASIS		Cancelled, Abated or Adjusted (1975)	
Libraries	21,600.00	FOR NET DEBT COMPUTATION	65,665,243.00	Balance December 31, 1975	1,455.00
Other Educational Services		REAL PROPERTY VALUATIONS		CURRENT FINANCES DECEMBER 31, 1975	
STATUTORY EXPENDITURES		Code Class # of Parcels % VAL'N		ASSETS	
Pensions & F. I. C. A.	43,433.70	1 Vacant Land 154 3.82	1,748,850.00	Cash Dec. 31, 1975	241,799.10
Employee Fringe Benefits	15,000.00	2 Residential 1238 58.73	26,891,550.00	Taxes Receivable	56,099.41
Other Statutory Expenditures		3 Farm		Tax Title Liens	13,122.18
CETA And Other Public Employment Programs		4a Commercial 68 7.41	3,392,400.00	Foreclosed Property	1,455.00
MUNICIPAL FUNCTIONS TOTAL	808,874.30	4b Industrial 17 26.15	11,972,650.00	Emergencies & Other Deferred Charges	36,763.81
CAPITAL IMPROVEMENTS *MEMO*	15,000.00	4c Apartments 10 3.89	1,779,100.00	State and Federal Aid Receivable	25,459.00
DEBT SERVICE		Total 1487	45,784,550.00	Other Receivables	5,352.51
Principal Payments	72,000.00	Land Area 1.95 Sq. Miles		Total	380,051.01
Interest Payments	33,075.40	Net Valuation Taxable-Municipal	46,058,385.00	LIABILITIES, RESERVES, AND SURPLUS	
DEFERRED CHARGES	10,561.16	Net Valuation Taxable-County	78,186,183.00	Cash Liabilities	97,074.99
SCHOOL, COUNTY, SPECIAL DISTRICT TAXES	1,885,404.06	State Equalized Valuation	73,274,395.00	Reserves for Receivables	76,029.10
RESERVE FOR UNCOLLECTED TAXES	96,004.02	State Equalization Ratio	52.72	Surplus Dec. 31, 1975	206,946.92
EXPENDITURES TOTAL	2,905,918.94			Total	380,051.01

2123

Population 1970 2,335
 Population 1975 2,480
 S & P Rating
 Moody Rating

General Tax Rate Per \$100. 2.79
 State Equalized Tax Rate 2.20

WHITE TOWNSHIP — WARREN COUNTY

Form of Government:

Township Committee

Number of Members on Governing Body 3

PER CAPITA:
 Gross Debt 105.86
 Net Debt
 Debt Service
 Total Tax Levy 463.94
 Municipal Expenditures 158.76

PER CENT:
 Gross Debt .53
 Net Debt
 Tax Levy Collected 93.30
 Tax Levy Cancelled, Abated or Adjusted .03

EXPENDITURES		REVENUES-REALIZED		1975 PROPERTY TAX	
GENERAL GOVERNMENT				STATE EQUALIZED TAX RATE	
Governing Body & Public Boards		1975 Property Taxes Collected	1,074,530.47	Local District School Taxes	1.42
Municipal Clerk		1975 Payments in Lieu of Taxes		Regional & Consolidated School Tax	
Financial Administration	6,000.00	Delinquent Tax & Lien Collections	51,077.19	School Taxes in Municipal Budget	
Assessment of Taxes	9,250.00	Business Personalty Replacement Taxes	30,925.00	County Taxes	.63
Collection of Taxes	7,500.00	Taxes from Public Utilities	94,465.01	County Library Taxes	.02
Planning, Housing & Development	24,700.00	Other Miscellaneous Tax Revenues		Local Municipal Purpose Taxes	.10
Human Resources		State Aid Revenues	3,033.50	Veteran & Senior Citizen Taxes	.03
Elections		Federal Aid Revenues		Total Taxes for Rate Computation	2.20
General Administration (other)	30,600.00	State and Local Fiscal Assistance Act Utilized	49,331.00	Special District Taxes	
JUDICIARY		Sale of Acquired Property		Bank Stock Taxes	410.75
Municipal Courts	6,530.00	Other Miscellaneous Revenues	15,812.67	Added and Omitted Taxes	12,882.34
PUBLIC SAFETY		Total	1,319,174.84	Total Taxes Levied - ABSTRACT	1,150,579.06
Fire Protection	3,000.00	Prior Years Surplus Appropriated	111,827.87	Total Taxes Billed	1,151,656.47
Police Protection	3,000.00	REVENUES TOTAL	1,431,002.71	1975 TAXES COLLECTED	1,074,530.47
Civil Defense & Disaster Control	300.00	Reserve For Uncollected Taxes	109,140.00	1975 Taxes Cancelled, Abated or Adjusted	390.18
Environmental Inspection & Control	8,600.00			Transfer to Tax Title Liens or Foreclosed	17,401.43
Other Public Safety				Balance Outstanding Dec. 31, 1975	59,334.39
PUBLIC WORKS		CAPITAL OUTLAY TOTAL		PRIOR YEARS TAXES OUTSTANDING	
Streets and Drainage	127,450.00	Public Enterprises		Balance January 1, 1975	69,155.35
Sewers and Sewage Processing		Recreation—Culture		Collected in 1975	51,077.19
Garbage and Trash Disposal	2,500.00	Public Works		Cancelled, Abated or Adjusted 1975	272.47
Public Buildings and Grounds	11,750.00	Buildings and Grounds		Transfers to Tax Title Liens or Foreclosed	11,359.86
Other Public Works	18,931.00	Library and Education		Balance December 31, 1975	6,445.83
HEALTH and WELFARE		Conservation		TAX TITLE LIENS OUTSTANDING	
Health Services Except Environmental	300.00	All Other		Balance January 1, 1975	32,142.49
Welfare-Public Assistance	4,000.00			Transfer From Taxes	29,853.01
Hospitals, Clinics, First Aid	1,500.00	CAPITAL DEBT AUTHORIZED, DECEMBER 31, 1975		Redeemed in 1975	
Animal, Insect, & Rodent Control	3,950.00	ISSUED AND UNISSUED		Cancelled, Abated or Adjusted (1975)	
Other Welfare Services		School	262,522	Transfers to Foreclosed Property	
RECREATION and CONSERVATION		Self-liquidating		Balance December 31, 1975	61,995.50
Beaches and Boardwalks		Other		PROPERTY ACQUIRED BY DEED OR	
Parks, Playgrounds, Shade Trees	300.00	Total	262,522	FORECLOSURE	
Land Reclamation & Conservation	1,500.00	ISSUED AND OUTSTANDING		Balance January 1, 1975	
Other Recreational Services		School	249,000.00	Transfers From Taxes or Liens	
EDUCATION (excluding schools)		Self-liquidating		Sale for Cash (1975)	
Libraries		Other		Cancelled, Abated or Adjusted (1975)	
Other Educational Services	500.00	Total	249,000.00	Balance December 31, 1975	
STATUTORY EXPENDITURES		EQUALIZED VALUATION BASIS		CURRENT FINANCES DECEMBER 31, 1975	
Pensions & F. I. C. A.	8,917.00	FOR NET DEBT COMPUTATION	49,761,447.33	ASSETS	
Employee Fringe Benefits	3,000.00	REAL PROPERTY VALUATIONS		Cash Dec. 31, 1975	413,251.02
Other Statutory Expenditures		Code Class # of Parcels % VAL'N		Taxes Receivable	65,780.22
CETA And Other Public Employment Programs		1 Vacant Land 370 8.84	3,670,390.00	Tax Title Liens	61,995.50
MUNICIPAL FUNCTIONS TOTAL	284,078.00	2 Residential 700 44.27	18,384,734.00	Foreclosed Property	
CAPITAL IMPROVEMENTS *MEMU*	10,000.00	3 Farm 247 6.35	2,638,229.00	Emergencies & Other Deferred Charges	1,767.47
DEBT SERVICE		4a Commercial 78 8.04	3,338,393.00	State and Federal Aid Receivable	121.59
Principal Payments		4b Industrial 3 32.30	13,412,146.00	Other Receivables	3,347.77
Interest Payments		4c Apartments 3 .21	85,420.00	Total	546,263.57
DEFERRED CHARGES	515.00	Total 1401	41,529,312.00	LIABILITIES, RESERVES, AND SURPLUS	
SCHOOL, COUNTY, SPECIAL DISTRICT TAXES	1,086,296.72	Land Area 27.35 Sq. Miles		Cash Liabilities	138,514.93
RESERVE FOR UNCOLLECTED TAXES	109,140.00	Net Valuation Taxable-Municipal	41,285,616.00	Reserves for Receivables	131,123.49
EXPENDITURES TOTAL	1,480,029.72	Net Valuation Taxable-County	55,985,663.00	Surplus Dec. 31, 1975	276,625.15
		State Equalized Valuation	52,566,966.00	Total	546,263.57
		State Equalization Ratio	79.11		

0514

Population 1970 **4,110**
 Population 1975 **3,330**
 S & P Rating
 Moody Rating **BAA**

General Tax Rate Per \$100. **2.55**
 State Equalized Tax Rate **2.62**

WILDWOOD CITY -- CAPE MAY COUNTY
Form of Government:
Commission (1911)
Number of Members on Governing Body 3

PER CAPITA:
 Gross Debt **2,438.74**
 Net Debt **1,235.09**
 Debt Service **179.21**
 Total Tax Levy **1,376.36**
 Municipal Expenditures **1,651.10**

PER CENT:
 Gross Debt **5.40**
 Net Debt **2.73**
 Tax Levy Collected **89.63**
 Tax Levy Cancelled, Abated or Adjusted **1.23**

EXPENDITURES		REVENUES-REALIZED		1975 PROPERTY TAX	
GENERAL GOVERNMENT				STATE EQUALIZED TAX RATE \rightarrow .58	
Governing Body & Public Boards	1,700.00	1975 Property Taxes Collected		Local District School Taxes	1,020,036.00
Municipal Clerk	70,200.00	4,106,011.79		Regional & Consolidated School Tax	
Financial Administration	72,100.00	1975 Payments in Lieu of Taxes		School Taxes in Municipal Budget	.07 120,403.75
Assessment of Taxes	27,150.00	Delinquent Tax & Lien Collections		County Taxes	.41 708,475.68
Collection of Taxes	40,125.00	Business Personalty Replacement Taxes		County Library Taxes	.02 40,820.10
Planning, Housing & Development	72,200.00	Taxes from Public Utilities		Local Municipal Purpose Taxes	1.53 2,663,562.50
Human Resources		Other Miscellaneous Tax Revenues		Veteran & Senior Citizen Taxes	.02 34,970.00
Elections	1,700.00	State Aid Revenues		Total Taxes for Rate Computation	2.63 4,588,268.03
General Administration (other)	631,170.50	Federal Aid Revenues		Special District Taxes	
JUDICIARY		State and Local Fiscal Assistance Act Utilized		Bank Stock Taxes	18,887.03
Municipal Courts	54,800.00	Sale of Acquired Property		Added and Omitted Taxes	11,090.67
PUBLIC SAFETY		Other Miscellaneous Revenues		Total Taxes Levied - ABSTRACT	4,583,275.73
Fire Protection	218,146.64	Total		Total Taxes Billed	4,581,079.13
Police Protection	923,813.75	Prior Years Surplus Appropriated		1975 TAXES COLLECTED	4,106,011.79
Civil Defense & Disaster Control	2,500.00	REVENUES TOTAL		1975 Taxes Cancelled, Abated or Adjusted	56,457.38
Environmental Inspection & Control	37,112.40	Reserve For Uncollected Taxes		Transfer to Tax Title Liens or Foreclosed	17,402.04
Other Public Safety		CAPITAL OUTLAY TOTAL		Balance Outstanding Dec. 31, 1975	401,207.92
PUBLIC WORKS				PRIOR YEARS TAXES OUTSTANDING	
Streets and Drainage	288,587.60	Public Enterprises		Balance January 1, 1975	597,538.67
Sewers and Sewage Processing	298,700.00	Recreation—Culture		Collected in 1975	538,236.20
Garbage and Trash Disposal	214,700.00	Public Works		Cancelled, Abated or Adjusted 1975	2,171.94
Public Buildings and Grounds	174,300.00	Buildings and Grounds		Transfers to Tax Title Liens or Foreclosed	17,110.59
Other Public Works		Library and Education		Balance December 31, 1975	40,019.94
HEALTH and WELFARE		Conservation		TAX TITLE LIENS OUTSTANDING	
Health Services Except Environmental	31,155.00	All Other		Balance January 1, 1975	12,273.09
Welfare-Public Assistance	17,700.00	CAPITAL DEBT AUTHORIZED, DECEMBER 31, 1975		Transfer From Taxes	36,370.04
Hospitals, Clinics, First Aid	34,317.00	ISSUED AND UNISSUED GROSS DEBT NET DEBT		Redeemed in 1975	12,328.81
Animal, Insect, & Rodent Control	4,800.00	School 953,000		Cancelled, Abated or Adjusted (1975)	
Other Welfare Services		Self-liquidating 2,259,500		Transfers to Foreclosed Property	
RECREATION and CONSERVATION		Other 4,908,500		Balance December 31, 1975	36,314.32
Beaches and Boardwalks	452,023.00	Total 8,121,000		PROPERTY ACQUIRED BY DEED OR FORECLOSURE	
Parks, Playgrounds, Shade Trees	354,800.00	ISSUED AND OUTSTANDING		Balance January 1, 1975	89,140.00
Land Reclamation & Conservation		School 953,000.00		Transfers From Taxes or Liens	
Other Recreational Services	54,300.00	Self-Liquidating 2,259,500.00		Sale for Cash (1975)	
EDUCATION (excluding schools)		Other 4,863,000.00		Cancelled, Abated or Adjusted (1975)	
Libraries		Total 8,075,500.00		Balance December 31, 1975	89,140.00
Other Educational Services		EQUALIZED VALUATION BASIS		CURRENT FINANCES DECEMBER 31, 1975	
STATUTORY EXPENDITURES		FOR NET DEBT COMPUTATION		ASSETS	
Pensions & F. I. C. A.	258,839.61	REAL PROPERTY VALUATIONS		Cash Dec. 31, 1975	1,005,952.14
Employee Fringe Benefits	93,700.00	Code Class # of Parcels % VAL'N		Taxes Receivable	441,227.86
Other Statutory Expenditures		1 Vacant Land 547 4.06		Tax Title Liens	36,314.32
CETA And Other Public Employment Programs		2 Residential 2314 31.94		Foreclosed Property	89,140.00
MUNICIPAL FUNCTIONS	4,430,640.50	3 Farm		Emergencies & Other Deferred Charges	156,040.50
CAPITAL IMPROVEMENTS	100,000.00	4a Commercial 491 34.30		State and Federal Aid Receivable	84,881.15
DEBT SERVICE		4b Industrial 16 .56		Other Receivables	145,234.00
Principal Payments	335,000.00	4c Apartments 570 29.15		Total	1,958,789.97
Interest Payments	261,781.00	Total 3938		LIABILITIES, RESERVES, AND SURPLUS	
TYPE I SCHL DEBT * MEMO	120,403.75	Land Area 1.12 Sq. Miles		Cash Liabilities	686,557.19
DEFERRED CHARGES	20,581.82	Net Valuation Taxable-Municipal		Reserves for Receivables	711,916.18
SCHOOL, COUNTY, SPECIAL DISTRICT TAXES	1,889,735.53	Net Valuation Taxable-County		Surplus Dec. 31, 1975	560,316.60
RESERVE FOR UNCOLLECTED TAXES	450,161.96	State Equalized Valuation		Total	1,958,789.97
EXPENDITURES	7,387,900.81	State Equalization Ratio			
		103.12			

0515

Population 1970 3,495
 Population 1975 3,610
 S & P Rating
 Moody Rating

General Tax Rate Per \$100. 1.72
 State Equalized Tax Rate 1.80

WILDWOOD CREST BOROUGH — CAPE MAY COUNTY

Form of Government:

Commission (1911)

Number of Members on Governing Body 3

PER CAPITA:

Gross Debt 714.34
 Net Debt 492.73
 Debt Service 52.38
 Total Tax Levy 848.98
 Municipal Expenditures 603.42

PER CENT:

Gross Debt 1.70
 Net Debt 1.17
 Tax Levy Collected 91.47
 Tax Levy Cancelled, Abated or Adjusted 2.10

EXPENDITURES		REVENUES-REALIZED		1975 PROPERTY TAX	
GENERAL GOVERNMENT				STATE EQUALIZED TAX RATE	
Governing Body & Public Boards		1975 Property Taxes Collected	2,804,043.25	Local District School Taxes .58	994,042.19
Municipal Clerk		1975 Payments in Lieu of Taxes		Regional & Consolidated School Tax	
Financial Administration	39,320.30	Delinquent Tax & Lien Collections	187,304.44	School Taxes in Municipal Budget	
Assessment of Taxes	17,476.59	Business Personalty Replacement Taxes	78,796.03	County Taxes .41	706,051.00
Collection of Taxes	29,615.26	Taxes from Public Utilities	137,129.48	County Library Taxes .02	40,669.16
Planning, Housing & Development	6,450.00	Other Miscellaneous Tax Revenues		Local Municipal Purpose Taxes .76	1,305,919.46
Human Resources		State Aid Revenues	27,988.50	Veteran & Senior Citizen Taxes .02	37,640.00
Elections		Federal Aid Revenues		Total Taxes for Rate Computation 1.79	3,084,321.81
General Administration (other)	196,770.30	State and Local Fiscal Assistance Act Utilized	53,345.00	Special District Taxes	
JUDICIARY		Sale of Acquired Property		Bank Stock Taxes	2,851.85
Municipal Courts	16,360.00	Other Miscellaneous Revenues	294,241.01	Added and Omitted Taxes	15,291.98
PUBLIC SAFETY		Total	3,582,847.71	Total Taxes Levied - ABSTRACT	3,064,825.64
Fire Protection	48,000.00	Prior Years Surplus Appropriated	275,000.00	Total Taxes Billed	3,065,542.93
Police Protection	360,169.00	REVENUES TOTAL	3,857,847.71	1975 TAXES COLLECTED	2,804,043.25
Civil Defense & Disaster Control	500.00	Reserve For Uncollected Taxes	191,109.74	1975 Taxes Cancelled, Abated or Adjusted	64,361.36
Environmental Inspection & Control	18,570.00			Transfer to Tax Title Liens or Foreclosed	
Other Public Safety		CAPITAL OUTLAY TOTAL		Balance Outstanding Dec. 31, 1975	197,138.32
PUBLIC WORKS				PRIOR YEARS TAXES OUTSTANDING	
Streets and Drainage	275,491.65	Public Enterprises		Balance January 1, 1975	187,304.44
Sewers and Sewage Processing	132,344.62	Recreation—Culture		Collected in 1975	187,304.44
Garbage and Trash Disposal	143,371.45	Public Works		Cancelled, Abated or Adjusted 1975	
Public Buildings and Grounds	18,524.00	Buildings and Grounds		Transfers to Tax Title Liens or Foreclosed	
Other Public Works	42,968.00	Library and Education		Balance December 31, 1975	
HEALTH and WELFARE		Conservation		TAX TITLE LIENS OUTSTANDING	
Health Services Except Environmental	3,500.00	All Other		Balance January 1, 1975	
Welfare-Public Assistance	1,500.00			Transfer From Taxes	
Hospitals, Clinics, First Aid		CAPITAL DEBT AUTHORIZED, DECEMBER 31, 1975		Redeemed in 1975	
Animal, Insect, & Rodent Control	4,482.00	ISSUED AND UNISSUED GROSS DEBT		Cancelled, Abated or Adjusted (1975)	
Other Welfare Services		School 800,000		Transfers to Foreclosed Property	
RECREATION and CONSERVATION		Self-liquidating		Balance December 31, 1975	
Beaches and Boardwalks	135,866.00	Other 1,778,766	1,778,766	PROPERTY ACQUIRED BY DEED OR	
Parks, Playgrounds, Shade Trees	6,882.28	Total 2,578,766	1,778,766	FORECLOSURE	
Land Reclamation & Conservation				Balance January 1, 1975	3,550.00
Other Recreational Services	87,874.00	ISSUED AND OUTSTANDING		Transfers From Taxes or Liens	
EDUCATION (excluding schools)		School 800,000.00		Sale for Cash (1975)	
Libraries		Self-Liquidating		Cancelled, Abated or Adjusted (1975)	
Other Educational Services		Other		Balance December 31, 1975	3,550.00
STATUTORY EXPENDITURES		Total 2,578,766.00		CURRENT FINANCES DECEMBER 31, 1975	
Pensions & F. I. C. A.	93,485.24	EQUALIZED VALUATION BASIS		ASSETS	
Employee Fringe Benefits	60,692.00	FOR NET DEBT COMPUTATION	151,876,560.33	Cash Dec. 31, 1975	933,386.93
Other Statutory Expenditures		REAL PROPERTY VALUATIONS		Taxes Receivable	197,138.32
CETA And Other Public Employment Programs		Code Class # of Parcels % VAL'N		Tax Title Liens	
MUNICIPAL FUNCTIONS TOTAL	1,740,212.69	1 Vacant Land 433 6.08	10,921,300.00	Foreclosed Property	3,550.00
CAPITAL IMPROVEMENTS *MEMO*		2 Residential 2184 49.49	88,832,217.00	Emergencies & Other Deferred Charges	33,600.00
DEBT SERVICE		3 Farm		State and Federal Aid Receivable	9,508.50
Principal Payments	121,296.46	4a Commercial 226 40.69	73,035,930.00	Other Receivables	179.47
Interest Payments	67,783.25	4b Industrial		Total	1,177,363.22
		4c Apartments 84 3.73	6,700,850.00	LIABILITIES, RESERVES, AND SURPLUS	
		Total 2927	179,490,297.00	Cash Liabilities	781,059.68
DEFERRED CHARGES	57,928.37	Land Area 1.03 Sq. Miles		Reserves for Receivables	200,867.79
SCHOOL, COUNTY, SPECIAL DISTRICT TAXES	1,740,762.35	Net Valuation Taxable-Municipal	180,118,588.00	Surplus Dec. 31, 1975	195,435.75
RESERVE FOR UNCOLLECTED TAXES	191,109.74	Net Valuation Taxable-County	162,776,259.00	Total	1,177,363.22
EXPENDITURES TOTAL	3,919,092.86	State Equalized Valuation	171,214,013.00		
		State Equalization Ratio	105.22		

0338

Population 1970 43,775
 Population 1975 45,650
 S & P Rating BBB
 Moody Rating BAA-1

General Tax Rate Per \$100. 3.65
 State Equalized Tax Rate 3.63

WILLINGBORO TOWNSHIP - BURLINGTON CO.
 Form of Government:
 Council-Manager Plan E (OMCL50)
 Number of Members on Governing Body 5

PER CAPITA:
 Gross Debt 327.69
 Net Debt 25.43
 Debt Service 3.69
 Total Tax Levy 290.47
 Municipal Expenditures 115.54

PER CENT:
 Gross Debt 4.41
 Net Debt .34
 Tax Levy Collected 97.38
 Tax Levy Cancelled, Abated or Adjusted .40

EXPENDITURES		REVENUES-REALIZED		1975 PROPERTY TAX	
GENERAL GOVERNMENT				STATE EQUALIZED TAX RATE	
Governing Body & Public Boards	16,650.00	1975 Property Taxes Collected	12,926,478.16	Local District School Taxes	2.48
Municipal Clerk	25,311.00	1975 Payments in Lieu of Taxes		Regional & Consolidated School Tax	
Financial Administration	68,055.00	Delinquent Tax & Lien Collections	186,893.42	School Taxes in Municipal Budget	
Assessment of Taxes	26,255.00	Business Personalty Replacement Taxes	91,911.93	County Taxes	.57
Collection of Taxes	46,707.00	Taxes from Public Utilities	626,104.85	County Library Taxes	
Planning, Housing & Development	29,905.00	Other Miscellaneous Tax Revenues		Local Municipal Purpose Taxes	.53
Human Resources		State Aid Revenues	33,245.50	Veteran & Senior Citizen Taxes	.05
Elections		Federal Aid Revenues	324,337.37	Total Taxes for Rate Computation	3.63
General Administration (other)	195,151.00	State and Local Fiscal Assistance Act Utilized	383,618.72	Special District Taxes	
JUDICIARY		Sale of Acquired Property		Bank Stock Taxes	
Municipal Courts	43,342.00	Other Miscellaneous Revenues	569,421.35	Added and Omitted Taxes	
PUBLIC SAFETY		Total	15,142,011.30	Total Taxes Levied - ABSTRACT	
Fire Protection	138,370.00	Prior Years Surplus Appropriated	1,100,000.00	Total Taxes Billed	
Police Protection	1,285,648.00	REVENUES TOTAL	16,242,011.30	1975 TAXES COLLECTED	
Civil Defense & Disaster Control	2,650.00	Reserve For Uncollected Taxes	534,879.00	1975 Taxes Cancelled, Abated or Adjusted	
Environmental Inspection & Control	56,884.00	CAPITAL OUTLAY TOTAL	45,285.20	Transfer to Tax Title Liens or Foreclosed	
Other Public Safety		Public Enterprises		Balance Outstanding Dec. 31, 1975	
PUBLIC WORKS		Recreation—Culture	4,594.20	PRIOR YEARS TAXES OUTSTANDING	
Streets and Drainage	692,891.62	Public Works	24,641.00	Balance January 1, 1975	
Sewers and Sewage Processing	566,727.28	Buildings and Grounds	16,050.00	Collected in 1975	
Garbage and Trash Disposal	88,527.00	Library and Education		Cancelled, Abated or Adjusted 1975	
Public Buildings and Grounds	51,032.00	Conservation		Transfers to Tax Title Liens or Foreclosed	
Other Public Works		All Other		Balance December 31, 1975	
HEALTH and WELFARE		CAPITAL DEBT AUTHORIZED, DECEMBER 31, 1975		TAX TITLE LIENS OUTSTANDING	
Health Services Except Environmental	8,440.00	ISSUED AND UNISSUED		Balance January 1, 1975	
Welfare-Public Assistance	6,600.00	School	13,798,000	Transfer From Taxes	
Hospitals, Clinics, First Aid		Self-liquidating	1,160,910	Redeemed in 1975	
Animal, Insect, & Rodent Control		Other	1,160,836	Cancelled, Abated or Adjusted (1975)	
Other Welfare Services		Total	14,958,910	Transfers to Foreclosed Property	
RECREATION and CONSERVATION		ISSUED AND OUTSTANDING		Balance December 31, 1975	
Beaches and Boardwalks	46,080.00	School	13,798,000.00	PROPERTY ACQUIRED BY DEED OR	
Parks, Playgrounds, Shade Trees		Self-Liquidating		FORECLOSURE	
Land Reclamation & Conservation	280,668.40	Other	1,160,910.00	Balance January 1, 1975	
Other Recreational Services		Total	14,958,910.00	Transfers From Taxes or Liens	
EDUCATION (excluding schools)		EQUALIZED VALUATION BASIS		Sale for Cash (1975)	
Libraries	274,000.00	FOR NET DEBT COMPUTATION	339,384,627.00	Cancelled, Abated or Adjusted (1975)	
Other Educational Services		REAL PROPERTY VALUATIONS		Balance December 31, 1975	
STATUTORY EXPENDITURES		Code Class # of Parcels % VAL'N		CURRENT FINANCES DECEMBER 31, 1975	
Pensions & F. I. C. A.	195,649.02	1 Vacant Land 206 1.16	4,173,660.00	ASSETS	
Employee Fringe Benefits	42,500.00	2 Residential 11013 89.72	323,295,170.00	Cash Dec. 31, 1975	
Other Statutory Expenditures		3 Farm 4 .01	52,120.00	Taxes Receivable	
CETA And Other Public Employment Programs	332,805.55	4a Commercial 136 8.72	31,411,810.00	Tax Title Liens	
MUNICIPAL FUNCTIONS TOTAL	4,520,848.87	4b Industrial 7 .40	1,423,900.00	Foreclosed Property	
CAPITAL IMPROVEMENTS * MEMO *	50,000.00	4c Apartments		Emergencies & Other Deferred Charges	
DEBT SERVICE		Total	360,356,660.00	State and Federal Aid Receivable	
Principal Payments	85,000.00	Land Area 7.60 Sq. Miles		Other Receivables	
Interest Payments	83,576.00	Net Valuation Taxable-Municipal	364,327,547.00	Total	
DEFERRED CHARGES	50,086.70	Net Valuation Taxable-County	351,587,311.00	LIABILITIES, RESERVES, AND SURPLUS	
SCHOOL, COUNTY, SPECIAL DISTRICT TAXES	11,157,611.95	State Equalized Valuation	365,847,428.00	Cash Liabilities	
RESERVE FOR UNCOLLECTED TAXES	534,879.00	State Equalization Ratio	99.58	Reserves for Receivables	
EXPENDITURES TOTAL	16,432,002.52			Surplus Dec. 31, 1975	

2021
 Population 1970 **2,195**
 Population 1975 **2,265**
 S & P Rating
 Moody Rating

General Tax Rate Per \$100. **14.47**
 State Equalized Tax Rate **11.79**

WINFIELD TOWNSHIP — UNION COUNTY
 Form of Government:
 Township Committee
 Number of Members on Governing Body 3

PER CAPITA:
 Gross Debt
 Net Debt
 Debt Service
 Total Tax Levy **91.31**
 Municipal Expenditures **50.58**

PER CENT:
 Gross Debt
 Net Debt
 Tax Levy Collected **100.00**
 Tax Levy Cancelled, Abated or Adjusted

EXPENDITURES		REVENUES-REALIZED		1975 PROPERTY TAX	
GENERAL GOVERNMENT				STATE EQUALIZED TAX RATE	
Governing Body & Public Boards		1975 Property Taxes Collected	206,815.75	Local District School Taxes 5.92	103,805.00
Municipal Clerk		1975 Payments in Lieu of Taxes		Regional & Consolidated School Tax	
Financial Administration	4,325.00	Delinquent Tax & Lien Collections		School Taxes in Municipal Budget	
Assessment of Taxes	270.00	Business Personalty Replacement Taxes	4,210.06	County Taxes .52	9,195.44
Collection of Taxes	125.00	Taxes from Public Utilities	15,960.89	County Library Taxes	
Planning, Housing & Development		Other Miscellaneous Tax Revenues		Local Municipal Purpose Taxes 5.35	93,808.00
Human Resources	1,500.00	State Aid Revenues	424.50	Veteran & Senior Citizen Taxes	
Elections		Federal Aid Revenues		Total Taxes for Rate Computation 11.79	206,808.44
General Administration (other)	27,070.00	State and Local Fiscal Assistance Act Utilized	8,665.00	Special District Taxes	
JUDICIARY		Sale of Acquired Property		Bank Stock Taxes	
Municipal Courts	3,700.00	Other Miscellaneous Revenues	9,168.25	Added and Omitted Taxes	
PUBLIC SAFETY		Total	245,244.45	Total Taxes Levied - ABSTRACT	206,808.44
Fire Protection	9,310.00	Prior Years Surplus Appropriated	12,500.00	Total Taxes Billed	206,815.75
Police Protection	24,165.00	REVENUES TOTAL	257,744.45	1975 TAXES COLLECTED	206,815.75
Civil Defense & Disaster Control	250.00	Reserve For Uncollected Taxes		1975 Taxes Cancelled, Abated or Adjusted	
Environmental Inspection & Control	175.00			Transfer to Tax Title Liens or Foreclosed	
Other Public Safety				Balance Outstanding Dec. 31, 1975	
PUBLIC WORKS		CAPITAL OUTLAY TOTAL		PRIOR YEARS TAXES OUTSTANDING	
Streets and Drainage	6,500.00	Public Enterprises		Balance January 1, 1975	
Sewers and Sewage Processing		Recreation—Culture		Collected in 1975	
Garbage and Trash Disposal		Public Works		Cancelled, Abated or Adjusted 1975	
Public Buildings and Grounds	8,950.00	Buildings and Grounds		Transfers to Tax Title Liens or Foreclosed	
Other Public Works	300.00	Library and Education		Balance December 31, 1975	
HEALTH and WELFARE		Conservation		TAX TITLE LIENS OUTSTANDING	
Health Services Except Environmental	10,140.00	All Other		Balance January 1, 1975	
Welfare-Public Assistance	1,240.00			Transfer From Taxes	
Hospitals, Clinics, First Aid				Redeemed in 1975	
Animal, Insect, & Rodent Control	1,100.00			Cancelled, Abated or Adjusted (1975)	
Other Welfare Services				Transfers to Foreclosed Property	
RECREATION and CONSERVATION				Balance December 31, 1975	
Beaches and Boardwalks				PROPERTY ACQUIRED BY DEED OR	
Parks, Playgrounds, Shade Trees				FORECLOSURE	
Land Reclamation & Conservation				Balance January 1, 1975	
Other Recreational Services	3,200.00			Transfers From Taxes or Liens	
EDUCATION (excluding schools)				Sale for Cash (1975)	
Libraries	3,600.00			Cancelled, Abated or Adjusted (1975)	
Other Educational Services				Balance December 31, 1975	
STATUTORY EXPENDITURES				CURRENT FINANCES DECEMBER 31, 1975	
Pensions & F. I. C. A.	3,950.00			ASSETS	
Employee Fringe Benefits	1,800.00			Cash Dec. 31, 1975	103,625.18
Other Statutory Expenditures				Taxes Receivable	
CETA And Other Public Employment Programs				Tax Title Liens	
MUNICIPAL FUNCTIONS TOTAL	111,670.00			Foreclosed Property	
CAPITAL IMPROVEMENTS *MEMO*	20,500.00			Emergencies & Other Deferred Charges	1,900.00
DEBT SERVICE				State and Federal Aid Receivable	5,888.50
Principal Payments				Other Receivables	399.93
Interest Payments				Total	111,813.61
DEFERRED CHARGES	2,900.00			LIABILITIES, RESERVES, AND SURPLUS	
SCHOOL, COUNTY, SPECIAL DISTRICT TAXES	113,000.44			Cash Liabilities	60,413.95
RESERVE FOR UNCOLLECTED TAXES				Reserves for Receivables	399.93
EXPENDITURES TOTAL	227,570.44			Surplus Dec. 31, 1975	50,999.73
				Total	111,813.61

0436

Population 1970 **11,225**
 Population 1975 **13,390**
 S & P Rating
 Moody Rating

General Tax Rate Per \$100. **2.16**
 State Equalized Tax Rate **2.70**

WINSLOW TOWNSHIP — CAMDEN COUNTY

Form of Government:

Township Committee

Number of Members on Governing Body 7

PER CAPITA:

Gross Debt **401.26**
 Net Debt **49.74**
 Debt Service **346.73**
 Total Tax Levy **229.59**
 Municipal Expenditures

PER CENT:

Gross Debt **4.23**
 Net Debt **.52**
 Tax Levy Collected **87.09**
 Tax Levy Cancelled, Abated or Adjusted **2.55**

EXPENDITURES		REVENUES-REALIZED		1975 PROPERTY TAX	
GENERAL GOVERNMENT				STATE EQUALIZED TAX RATE	
Governing Body & Public Boards		1975 Property Taxes Collected	4,052,551.54	Local District School Taxes 1.05	1,785,126.84
Municipal Clerk		1975 Payments in Lieu of Taxes		Regional & Consolidated School Tax .66	1,128,312.64
Financial Administration	30,270.00	Delinquent Tax & Lien Collections	272,471.35	School Taxes in Municipal Budget	
Assessment of Taxes	41,410.00	Business Personalty Replacement Taxes	144,281.10	County Taxes .93	1,580,094.86
Collection of Taxes	48,516.00	Taxes from Public Utilities	1,434,088.12	County Library Taxes .02	36,439.61
Planning, Housing & Development	8,802.00	Other Miscellaneous Tax Revenues		Local Municipal Purpose Taxes	-7,398.20
Human Resources	4,000.00	State Aid Revenues	4,741.50	Veteran & Senior Citizen Taxes .04	61,040.00
Elections	2,000.00	Federal Aid Revenues	93,930.90	Total Taxes for Rate Computation 2.70	4,583,615.75
General Administration (other)	198,644.00	State and Local Fiscal Assistance Act Utilized	314,718.71	Special District Taxes	
JUDICIARY		Sale of Acquired Property	8,104.98	Bank Stock Taxes	7,398.20
Municipal Courts	37,344.00	Other Miscellaneous Revenues	304,307.15	Added and Omitted Taxes	112,712.38
PUBLIC SAFETY		Total	6,629,195.35	Total Taxes Levied - ABSTRACT	4,642,686.33
Fire Protection	122,200.00	Prior Years Surplus Appropriated	1,135,764.00	Total Taxes Billed	4,653,185.12
Police Protection	491,000.00	REVENUES TOTAL	7,764,959.35	1975 TAXES COLLECTED	4,052,551.54
Civil Defense & Disaster Control	4,500.00	Reserve For Uncollected Taxes	344,223.00	1975 Taxes Cancelled, Abated or Adjusted	118,614.64
Environmental Inspection & Control	13,124.00	CAPITAL OUTLAY TOTAL	42,228.65	Transfer to Tax Title Liens or Foreclosed	61,224.43
Other Public Safety				Balance Outstanding Dec. 31, 1975	420,794.51
PUBLIC WORKS				PRIOR YEARS TAXES OUTSTANDING	
Streets and Drainage	515,320.00	Public Enterprises		Balance January 1, 1975	255,211.23
Sewers and Sewage Processing		Recreation—Culture		Collected in 1975	224,777.31
Garbage and Trash Disposal	164,010.00	Public Works		Cancelled, Abated or Adjusted 1975	12,507.82
Public Buildings and Grounds	667,638.00	Buildings and Grounds	42,228.65	Transfers to Tax Title Liens or Foreclosed	11,916.38
Other Public Works		Library and Education		Balance December 31, 1975	6,009.72
HEALTH and WELFARE		Conservation		TAX TITLE LIENS OUTSTANDING	
Health Services Except Environmental	4,600.00	All Other		Balance January 1, 1975	95,066.50
Welfare-Public Assistance	14,848.00	CAPITAL DEBT AUTHORIZED, DECEMBER 31, 1975		Transfer From Taxes	73,140.81
Hospitals, Clinics, First Aid		ISSUED AND UNISSUED		Redeemed in 1975	47,694.04
Animal, Insect, & Rodent Control	7,500.00	School	5,296,846	Cancelled, Abated or Adjusted (1975)	
Other Welfare Services		Self-liquidating		Transfers to Foreclosed Property	
RECREATION and CONSERVATION		Other	76,000	Balance December 31, 1975	120,513.27
Beaches and Boardwalks		Total	5,372,846	PROPERTY ACQUIRED BY DEED OR FORECLOSURE	
Parks, Playgrounds, Shade Trees				Balance January 1, 1975	193,349.15
Land Reclamation & Conservation				Transfers From Taxes or Liens	
Other Recreational Services	90,670.00			Sale for Cash (1975)	8,104.98
EDUCATION (excluding schools)		ISSUED AND OUTSTANDING		Cancelled, Abated or Adjusted (1975)	
Libraries		School	3,396,846.00	Balance December 31, 1975	185,244.17
Other Educational Services		Self-Liquidating		CURRENT FINANCES DECEMBER 31, 1975	
STATUTORY EXPENDITURES		Other		ASSETS	
Pensions & F. I. C. A.	79,819.75	Total	3,396,846.00	Cash Dec. 31, 1975	1,220,575.88
Employee Fringe Benefits	55,000.00	EQUALIZED VALUATION BASIS		Taxes Receivable	426,804.23
Other Statutory Expenditures		FOR NET DEBT COMPUTATION	126,956,772.67	Tax Title Liens	120,513.27
CETA And Other Public Employment Programs	82,804.00	REAL PROPERTY VALUATIONS		Foreclosed Property	185,244.17
MUNICIPAL FUNCTIONS TOTAL	2,684,019.75	Code Class # of Parcels % VAL'N		Emergencies & Other Deferred Charges	79,680.00
CAPITAL IMPROVEMENTS *MEMO*	4,000.00	1 Vacant Land 2431 14.30	28,670,500.00	State and Federal Aid Receivable	6,000.00
DEBT SERVICE		2 Residential 3708 54.35	109,006,100.00	Other Receivables	37,812.87
Principal Payments		3 Farm 800 11.88	23,831,700.00	Total	2,076,630.42
Interest Payments		4a Commercial 161 13.64	27,348,100.00	LIABILITIES, RESERVES, AND SURPLUS	
		4b Industrial 18 5.08	10,184,500.00	Cash Liabilities	589,504.95
		4c Apartments 14 .76	1,516,100.00	Reserves for Receivables	770,374.54
		Total 7132	200,557,000.00	Surplus Dec. 31, 1975	716,750.93
DEFERRED CHARGES	45,965.25	Land Area 57.78 Sq. Miles		Total	2,076,630.42
SCHOOL, COUNTY, SPECIAL DISTRICT TAXES	4,529,973.95	Net Valuation Taxable-Municipal	212,611,088.00		
RESERVE FOR UNCOLLECTED TAXES	344,223.00	Net Valuation Taxable-County	145,448,568.00		
EXPENDITURES TOTAL	7,604,181.95	State Equalized Valuation	172,301,449.00		
		State Equalization Ratio	125.16		

0269

Population 1970 8,440
 Population 1975 8,510
 S & P Rating
 Moody Rating

General Tax Rate Per \$100. 3.37
 State Equalized Tax Rate 2.33

WOOD-RIDGE BOROUGH — BERGEN COUNTY
 Form of Government:
 Borough Council
 Number of Members on Governing Body 6

PER CAPITA:
 Gross Debt 85.79
 Net Debt 66.63
 Debt Service 10.91
 Total Tax Levy 403.42
 Municipal Expenditures 228.90
 PER CENT:
 Gross Debt .50
 Net Debt .38
 Tax Levy Collected 88.86
 Tax Levy Cancelled, Abated or Adjusted .10

EXPENDITURES		REVENUES-REALIZED		1975 PROPERTY TAX	
GENERAL GOVERNMENT				STATE EQUALIZED TAX RATE 1.24	1,844,779.50
Governing Body & Public Boards		1975 Property Taxes Collected	3,057,359.33	Local District School Taxes	
Municipal Clerk		1975 Payments in Lieu of Taxes	279.85	Regional & Consolidated School Tax	
Financial Administration	13,482.50	Delinquent Tax & Lien Collections	35,117.24	School Taxes in Municipal Budget	
Assessment of Taxes	11,600.00	Business Personalty Replacement Taxes	351,307.75	County Taxes	657,174.93
Collection of Taxes	27,087.00	Taxes from Public Utilities	179,120.62	County Library Taxes	
Planning, Housing & Development	2,050.00	Other Miscellaneous Tax Revenues		Local Municipal Purpose Taxes	895,325.23
Human Resources	650.00	State Aid Revenues	1,906.00	Veteran & Senior Citizen Taxes	65,980.00
Elections	1,120.00	Federal Aid Revenues	110,332.28	Total Taxes for Rate Computation	3,463,259.66
General Administration (other)	87,035.00	State and Local Fiscal Assistance Act Utilized	53,564.00	Special District Taxes	
JUDICIARY		Sale of Acquired Property		Bank Stock Taxes	10,700.82
Municipal Courts	7,920.00	Other Miscellaneous Revenues	46,587.79	Added and Omitted Taxes	25,099.31
PUBLIC SAFETY		Total	3,835,574.86	Total Taxes Levied - ABSTRACT	3,433,079.79
Fire Protection	55,300.00	Prior Years Surplus Appropriated	26,738.25	Total Taxes Billed	3,440,569.08
Police Protection	371,587.90	REVENUES TOTAL	3,862,313.11	1975 TAXES COLLECTED	3,057,359.33
Civil Defense & Disaster Control	250.00	Reserve For Uncollected Taxes	378,864.30	1975 Taxes Cancelled, Abated or Adjusted	3,593.04
Environmental Inspection & Control		CAPITAL OUTLAY TOTAL	120,193.24	Transfer to Tax Title Liens or Foreclosed	337.00
Other Public Safety				Balance Outstanding Dec. 31, 1975	379,279.71
PUBLIC WORKS				PRIOR YEARS TAXES OUTSTANDING	
Streets and Drainage	191,608.50	Public Enterprises		Balance January 1, 1975	326,001.59
Sewers and Sewage Processing	74,990.50	Recreation—Culture	40,497.24	Collected in 1975	34,285.51
Garbage and Trash Disposal	62,400.00	Public Works	22,900.00	Cancelled, Abated or Adjusted 1975	
Public Buildings and Grounds	39,886.50	Buildings and Grounds	56,796.00	Transfers to Tax Title Liens or Foreclosed	
Other Public Works		Library and Education		Balance December 31, 1975	291,716.08
HEALTH and WELFARE		Conservation		TAX TITLE LIENS OUTSTANDING	
Health Services Except Environmental	19,625.00	All Other		Balance January 1, 1975	2,269.21
Welfare-Public Assistance	900.00			Transfer From Taxes	337.00
Hospitals, Clinics, First Aid		CAPITAL DEBT AUTHORIZED, DECEMBER 31, 1975		Redeemed in 1975	831.73
Animal, Insect, & Rodent Control		ISSUED AND UNISSUED GROSS DEBT NET DEBT		Cancelled, Abated or Adjusted (1975)	
Other Welfare Services		School 171,580		Transfers to Foreclosed Property	
RECREATION and CONSERVATION		Self-Liquidating		Balance December 31, 1975	1,774.48
Beaches and Boardwalks		Other 567,016	567,016	PROPERTY ACQUIRED BY DEED OR	
Parks, Playgrounds, Shade Trees	20,955.00	Total 738,596	567,016	FORECLOSURE	
Land Reclamation & Conservation				Balance January 1, 1975	163,550.00
Other Recreational Services	29,200.00	ISSUED AND OUTSTANDING		Transfers From Taxes or Liens	
EDUCATION (excluding schools)		School 164,000.00		Sale for Cash (1975)	
Libraries	52,800.00	Self-Liquidating		Cancelled, Abated or Adjusted (1975)	
Other Educational Services		Other 525,000.00	525,000.00	Balance December 31, 1975	163,550.00
STATUTORY EXPENDITURES		Total 689,000.00		CURRENT FINANCES DECEMBER 31, 1975	
Pensions & F. I. C. A.	90,302.50	EQUALIZED VALUATION BASIS		ASSETS	
Employee Fringe Benefits	32,452.00	FOR NET DEBT COMPUTATION	147,473,228.67	Cash Dec. 31, 1975	371,987.88
Other Statutory Expenditures		REAL PROPERTY VALUATIONS		Taxes Receivable	670,995.79
CETA And Other Public Employment Programs	111,191.17	Code Class # of Parcels % VAL'N		Tax Title Liens	1,774.48
MUNICIPAL FUNCTIONS TOTAL	1,304,393.57	1 Vacant Land 44 1.08	1,109,500.00	Foreclosed Property	163,550.00
CAPITAL IMPROVEMENTS *MEMO*	2,000.00	2 Residential 2232 58.49	59,830,450.00	Emergencies & Other Deferred Charges	201,239.13
DEBT SERVICE		3 Farm		State and Federal Aid Receivable	5,790.13
Principal Payments	38,354.00	4a Commercial 64 5.33	5,448,600.00	Other Receivables	3,037.64
Interest Payments	54,521.25	4b Industrial 15 31.72	32,441,900.00	Total	1,418,375.05
		4c Apartments 13 3.38	3,460,900.00	LIABILITIES, RESERVES, AND SURPLUS	
		Total 2368	102,291,350.00	Cash Liabilities	529,017.14
DEFERRED CHARGES	171,831.36	Land Area 1.10 Sq. Miles		Reserves for Receivables	839,357.91
SCHOOL, COUNTY, SPECIAL DISTRICT TAXES	2,501,954.43	Net Valuation Taxable-Municipal	103,037,313.00	Surplus Dec. 31, 1975	50,000.00
RESERVE FOR UNCOLLECTED TAXES	378,864.30	Net Valuation Taxable-County	168,637,515.00	Total	1,418,375.05
EXPENDITURES TOTAL	4,449,918.91	State Equalized Valuation	148,692,567.00		
		State Equalization Ratio	69.16		

0516

Population 1970 2,625
 Population 1975 2,780
 S & P Rating
 Moody Rating

General Tax Rate Per \$100. 2.63
 State Equalized Tax Rate 3.69

WOODBINE BOROUGH — CAPE MAY COUNTY
 Form of Government:
 Borough Council
 Number of Members on Governing Body 6

PER CAPITA:
 Gross Debt 146.40
 Net Debt 4.32
 Debt Service 2.23
 Total Tax Levy 125.97
 Municipal Expenditures 123.94

PER CENT:
 Gross Debt 4.73
 Net Debt .14
 Tax Levy Collected 79.72
 Tax Levy Cancelled, Abated or Adjusted .05

EXPENDITURES		REVENUES-REALIZED		1975 PROPERTY TAX	
GENERAL GOVERNMENT				STATE EQUALIZED TAX RATE	
Governing Body & Public Boards		1975 Property Taxes Collected	269,795.31	Local District School Taxes 2.44	236,144.07
Municipal Clerk		1975 Payments in Lieu of Taxes		Regional & Consolidated School Tax	
Financial Administration	5,743.00	Delinquent Tax & Lien Collections	58,947.29	School Taxes in Municipal Budget	
Assessment of Taxes	3,764.00	Business Personalty Replacement Taxes	17,398.79	County Taxes .43	41,933.67
Collection of Taxes	5,446.00	Taxes from Public Utilities	34,323.35	County Library Taxes .02	2,417.36
Planning, Housing & Development	8,020.00	Other Miscellaneous Tax Revenues		Local Municipal Purpose Taxes .70	67,649.88
Human Resources		State Aid Revenues	8,482.00	Veteran & Senior Citizen Taxes .10	9,360.00
Elections	800.00	Federal Aid Revenues		Total Taxes for Rate Computation 3.69	357,504.98
General Administration (other)	40,159.00	State and Local Fiscal Assistance Act Utilized	26,881.00	Special District Taxes	
JUDICIARY		Sale of Acquired Property		Bank Stock Taxes	1,197.85
Municipal Courts	10,927.00	Other Miscellaneous Revenues	26,698.01	Added and Omitted Taxes	845.28
PUBLIC SAFETY		Total	442,525.75	Total Taxes Levied - ABSTRACT	350,188.11
Fire Protection	16,420.00	Prior Years Surplus Appropriated	95,000.00	Total Taxes Billed	338,433.73
Police Protection	70,600.00	REVENUES TOTAL	537,525.75	1975 TAXES COLLECTED	269,795.31
Civil Defense & Disaster Control	300.00	Reserve For Uncollected Taxes	62,452.20	1975 Taxes Cancelled, Abated or Adjusted	160.00
Environmental Inspection & Control	7,975.00			Transfer to Tax Title Liens or Foreclosed	16,765.59
Other Public Safety		CAPITAL OUTLAY TOTAL		Balance Outstanding Dec. 31, 1975	51,712.83
PUBLIC WORKS				PRIOR YEARS TAXES OUTSTANDING	
Streets and Drainage	45,533.00	Public Enterprises		Balance January 1, 1975	45,826.18
Sewers and Sewage Processing		Recreation—Culture		Collected in 1975	37,923.61
Garbage and Trash Disposal		Public Works		Cancelled, Abated or Adjusted 1975	
Public Buildings and Grounds	12,200.00	Buildings and Grounds		Transfers to Tax Title Liens or Foreclosed	6,553.93
Other Public Works	16,000.00	Library and Education		Balance December 31, 1975	1,348.64
HEALTH and WELFARE		Conservation		TAX TITLE LIENS OUTSTANDING	
Health Services Except Environmental	1,246.00	All Other		Balance January 1, 1975	25,576.55
Welfare-Public Assistance	1,713.00	CAPITAL DEBT AUTHORIZED, DECEMBER 31, 1975		Transfer From Taxes	24,649.45
Hospitals, Clinics, First Aid		ISSUED AND UNISSUED GROSS DEBT		Redeemed in 1975	21,023.68
Animal, Insect, & Rodent Control	3,300.00	School 395,000		Cancelled, Abated or Adjusted (1975)	
Other Welfare Services		Self-liquidating		Transfers to Foreclosed Property	
RECREATION and CONSERVATION		Other 12,000	12,000	Balance December 31, 1975	29,202.32
Beaches and Boardwalks		Total 407,000	12,000	PROPERTY ACQUIRED BY DEED OR	
Parks, Playgrounds, Shade Trees	700.00			FORECLOSURE	
Land Reclamation & Conservation		ISSUED AND OUTSTANDING		Balance January 1, 1975	90,245.00
Other Recreational Services	100.00	School 395,000.00		Transfers From Taxes or Liens	
EDUCATION (excluding schools)		Self-Liquidating		Sale for Cash (1975)	
Libraries	832.00	Other 12,000.00	12,000.00	Cancelled, Abated or Adjusted (1975)	
Other Educational Services		Total 407,000.00		Balance December 31, 1975	90,245.00
STATUTORY EXPENDITURES		EQUALIZED VALUATION BASIS		CURRENT FINANCES DECEMBER 31, 1975	
Pensions & F. I. C. A.	10,176.00	FOR NET DEBT COMPUTATION	8,596,352.33	ASSETS	
Employee Fringe Benefits	3,500.00	REAL PROPERTY VALUATIONS		Cash Dec. 31, 1975	54,709.03
Other Statutory Expenditures		Code Class # of Parcels % VAL'N	ASSESSED VALUATION	Taxes Receivable	53,061.47
CETA And Other Public Employment Programs		1 Vacant Land 382 7.65	1,006,050.00	Tax Title Liens	29,202.32
MUNICIPAL FUNCTIONS TOTAL	265,454.00	2 Residential 444 53.16	6,990,850.00	Foreclosed Property	90,245.00
CAPITAL IMPROVEMENTS MEMO	5,000.00	3 Farm 54 6.93	911,650.00	Emergencies & Other Deferred Charges	15,600.00
DEBT SERVICE		4a Commercial 72 14.98	1,969,500.00	State and Federal Aid Receivable	10,186.50
Principal Payments	4,000.00	4b Industrial 10 7.80	1,025,600.00	Other Receivables	91.84
Interest Payments	2,188.75	4c Apartments 10 9.49	1,248,100.00	Total	253,096.16
DEFERRED CHARGES	10,462.36	Total 972	13,151,750.00	LIABILITIES, RESERVES, AND SURPLUS	
SCHOOL, COUNTY, SPECIAL DISTRICT TAXES	280,495.10	Land Area 8.00 Sq. Miles		Cash Liabilities	66,666.56
RESERVE FOR UNCOLLECTED TAXES	62,452.20	Net Valuation Taxable-Municipal	13,621,391.00	Reserves for Receivables	172,600.63
EXPENDITURES TOTAL	625,052.41	Net Valuation Taxable-County	9,832,307.00	Surplus Dec. 31, 1975	13,828.97
		State Equalized Valuation	9,831,076.00	Total	253,096.16
		State Equalization Ratio	140.49		

1225

Population 1970 99,155
 Population 1975 101,705
 S & P Rating
 Moody Rating AA

General Tax Rate Per \$100. 3.31
 State Equalized Tax Rate 2.61

WOODBIDGE TOWNSHIP — MIDDLESEX CO.

Form of Government:

Mayor-Council Plan F (OMCL50)

Number of Members on Governing Body 9

PER CAPITA:

Gross Debt 498.39
 Net Debt 380.56
 Debt Service 31.86
 Total Tax Levy 377.19
 Municipal Expenditures 203.02

PER CENT:

Gross Debt 3.86
 Net Debt 2.95
 Tax Levy Collected 97.40
 Tax Levy Cancelled, Abated or Adjusted .27

EXPENDITURES		REVENUES-REALIZED		1975 PROPERTY TAX	
GENERAL GOVERNMENT				STATE EQUALIZED TAX RATE → 1.77	
Governing Body & Public Boards	108,749.00	1975 Property Taxes Collected	37,479,338.64	Local District School Taxes	25,203,399.56
Municipal Clerk	69,275.00	1975 Payments in Lieu of Taxes	161,106.46	Regional & Consolidated School Tax	
Financial Administration	107,554.00	Delinquent Tax & Lien Collections	755,406.48	School Taxes in Municipal Budget	
Assessment of Taxes	83,869.00	Business Personalty Replacement Taxes	2,006,857.69	County Taxes	8,698,751.38
Collection of Taxes	81,751.00	Taxes from Public Utilities	7,271,415.88	County Library Taxes	
Planning, Housing & Development	138,114.00	Other Miscellaneous Tax Revenues		Local Municipal Purpose Taxes	2,672,211.50
Human Resources	207,502.00	State Aid Revenues	302,753.46	Veteran & Senior Citizen Taxes	592,870.00
Elections	22,250.00	Federal Aid Revenues	1,307,711.78	Total Taxes for Rate Computation	37,167,232.44
General Administration (other)	1,662,885.00	State and Local Fiscal Assistance Act Utilized	1,707,326.00	Special District Taxes	1,576,260.65
JUDICIARY		Sale of Acquired Property		Bank Stock Taxes	33,032.48
Municipal Courts	135,096.00	Other Miscellaneous Revenues	2,070,595.32	Added and Omitted Taxes	178,728.09
PUBLIC SAFETY		Total	53,062,511.71	Total Taxes Levied - ABSTRACT	38,362,383.66
Fire Protection		Prior Years Surplus Appropriated	2,500,000.00	Total Taxes Billed	38,481,453.99
Police Protection	3,202,030.00	REVENUES TOTAL	55,562,511.71	1975 TAXES COLLECTED	37,479,338.64
Civil Defense & Disaster Control	23,568.00	Reserve For Uncollected Taxes	1,550,000.00	1975 Taxes Cancelled, Abated or Adjusted	105,694.00
Environmental Inspection & Control	170,945.00	CAPITAL OUTLAY TOTAL	2,935,815.34	Transfer to Tax Title Liens or Foreclosed	333,094.18
Other Public Safety	78,201.00			Balance Outstanding Dec. 31, 1975	563,327.17
PUBLIC WORKS		Public Enterprises		PRIOR YEARS TAXES OUTSTANDING	
Streets and Drainage	1,717,691.00	Recreation—Culture		Balance January 1, 1975	892,928.44
Sewers and Sewage Processing	1,480,346.00	Public Works	2,752,841.07	Collected in 1975	558,357.77
Garbage and Trash Disposal	1,338,435.00	Buildings and Grounds	58,844.15	Cancelled, Abated or Adjusted 1975	
Public Buildings and Grounds	191,268.00	Library and Education	124,130.12	Transfers to Tax Title Liens or Foreclosed	30,978.53
Other Public Works		Conservation		Balance December 31, 1975	303,592.14
HEALTH and WELFARE		All Other		TAX TITLE LIENS OUTSTANDING	
Health Services Except Environmental	297,100.00			Balance January 1, 1975	936,820.59
Welfare-Public Assistance	38,136.00	CAPITAL DEBT AUTHORIZED, DECEMBER 31, 1975		Transfer From Taxes	369,039.70
Hospitals, Clinics, First Aid	35,000.00	ISSUED AND UNISSUED		Redeemed in 1975	197,048.71
Animal, Insect, & Rodent Control		School	11,926,000	Cancelled, Abated or Adjusted (1975)	
Other Welfare Services	12,250.00	Self-liquidating	291,500	Transfers to Foreclosed Property	
RECREATION and CONSERVATION		Other	38,470,922	Balance December 31, 1975	1,108,811.58
Beaches and Boardwalks		Total	50,688,422	PROPERTY ACQUIRED BY DEED OR FORECLOSURE	
Parks, Playgrounds, Shade Trees	638,864.00			Balance January 1, 1975	223,034.00
Land Reclamation & Conservation	4,100.00	ISSUED AND OUTSTANDING		Transfers From Taxes or Liens	
Other Recreational Services	42,900.00	School	11,926,000.00	Sale for Cash (1975)	
EDUCATION (excluding schools)		Self-Liquidating	250,000.00	Cancelled, Abated or Adjusted (1975)	
Libraries		Other	34,259,000.00	Balance December 31, 1975	223,034.00
Other Educational Services	1,149,891.00	Total	46,435,000.00	CURRENT FINANCES DECEMBER 31, 1975	
STATUTORY EXPENDITURES		EQUALIZED VALUATION BASIS		ASSETS	
Pensions & F. I. C. A.	591,900.00	FOR NET DEBT COMPUTATION	1,313,586,167.67	Cash Dec. 31, 1975	3,330,497.59
Employee Fringe Benefits		REAL PROPERTY VALUATIONS		Taxes Receivable	866,919.31
Other Statutory Expenditures		Code Class # of Parcels % VAL'N		Tax Title Liens	1,108,811.58
CETA And Other Public Employment Programs	1,319,665.00	1 Vacant Land 2264 4.75	52,865,000.00	Foreclosed Property	223,034.00
MUNICIPAL FUNCTIONS TOTAL	15,349,335.00	2 Residential 22575 57.72	641,991,800.00	Emergencies & Other Deferred Charges	616,959.35
CAPITAL IMPROVEMENTS MEMO	150,000.00	3 Farm		State and Federal Aid Receivable	513,191.34
DEBT SERVICE		4a Commercial 989 14.86	165,306,700.00	Other Receivables	150,676.16
Principal Payments	1,672,000.00	4b Industrial 163 18.73	208,311,500.00	Total	6,810,089.33
Interest Payments	1,567,893.00	4c Apartments 51 3.94	43,837,900.00	LIABILITIES, RESERVES, AND SURPLUS	
		Total 26042	1,112,312,900.00	Cash Liabilities	2,320,244.92
DEFERRED CHARGES	509,322.00	Land Area 23.10 Sq. Miles		Reserves for Receivables	2,349,441.05
SCHOOL, COUNTY, SPECIAL DISTRICT TAXES	35,478,411.59	Net Valuation Taxable-Municipal	1,125,013,000.00	Surplus Dec. 31, 1975	2,140,403.36
RESERVE FOR UNCOLLECTED TAXES	1,550,000.00	Net Valuation Taxable-County	1,613,922,790.00	Total	6,810,089.33
EXPENDITURES TOTAL	56,126,961.59	State Equalized Valuation	1,424,413,220.00		
		State Equalization Ratio	78.94		

0822

Population 1970 12,455
 Population 1975 12,740
 S & P Rating
 Moody Rating

General Tax Rate Per \$100. 4.57
 State Equalized Tax Rate 3.53

WOODBURY CITY — GLOUCESTER COUNTY

Form of Government:

Special Charter (P.L. 1870 c.271)

Number of Members on Governing Body 9

PER CAPITA:

Gross Debt 162.08
 Net Debt 1.80
 Debt Service 2.61
 Total Tax Levy 313.87
 Municipal Expenditures 155.83

PER CENT:

Gross Debt 2.10
 Net Debt .02
 Tax Levy Collected 94.94
 Tax Levy Cancelled, Abated or Adjusted .21

EXPENDITURES		REVENUES-REALIZED		1975 PROPERTY TAX	
GENERAL GOVERNMENT				STATE EQUALIZED TAX RATE	
Governing Body & Public Boards	10,700.00	1975 Property Taxes Collected	3,800,699.88	Local District School Taxes 2.23	2,544,231.93
Municipal Clerk	17,665.91	1975 Payments in Lieu of Taxes		Regional & Consolidated School Tax	
Financial Administration	21,760.00	Delinquent Tax & Lien Collections	149,714.45	School Taxes in Municipal Budget .03	33,210.50
Assessment of Taxes	19,430.00	Business Personalty Replacement Taxes	120,295.47	County Taxes .54	615,403.60
Collection of Taxes	20,360.00	Taxes from Public Utilities	307,173.34	County Library Taxes	
Planning, Housing & Development	36,936.09	Other Miscellaneous Tax Revenues		Local Municipal Purpose Taxes .67	768,933.30
Human Resources	8,250.00	State Aid Revenues	18,408.32	Veteran & Senior Citizen Taxes .06	70,020.00
Elections	3,150.00	Federal Aid Revenues	138,450.92	Total Taxes for Rate Computation 3.53	4,031,799.33
General Administration (other)	104,100.00	State and Local Fiscal Assistance Act Utilized	139,299.21	Special District Taxes	
JUDICIARY		Sale of Acquired Property	2,200.00	Bank Stock Taxes	22,148.20
Municipal Courts	37,200.00	Other Miscellaneous Revenues	228,149.02	Added and Omitted Taxes	14,758.85
PUBLIC SAFETY		Total	4,904,390.61	Total Taxes Levied - ABSTRACT	3,998,686.38
Fire Protection	128,600.00	Prior Years Surplus Appropriated	208,933.96	Total Taxes Billed	4,003,342.53
Police Protection	465,085.00	REVENUES TOTAL	5,113,324.57	1975 TAXES COLLECTED	3,800,699.88
Civil Defense & Disaster Control	6,050.00	Reserve For Uncollected Taxes	199,420.00	1975 Taxes Cancelled, Abated or Adjusted	8,600.74
Environmental Inspection & Control	26,200.00	CAPITAL OUTLAY TOTAL	167,269.86	Transfer to Tax Title Liens or Foreclosed	
Other Public Safety				Balance Outstanding Dec. 31, 1975	194,041.91
PUBLIC WORKS				PRIOR YEARS TAXES OUTSTANDING	
Streets and Drainage	237,490.00	Public Enterprises	7,568.77	Balance January 1, 1975	137,323.85
Sewers and Sewage Processing		Recreation—Culture		Collected in 1975	137,320.88
Garbage and Trash Disposal	83,636.00	Public Works	11,119.80	Cancelled, Abated or Adjusted 1975	2.97
Public Buildings and Grounds	39,550.00	Buildings and Grounds	148,581.29	Transfers to Tax Title Liens or Foreclosed	
Other Public Works	500.00	Library and Education		Balance December 31, 1975	
HEALTH and WELFARE		Conservation		TAX TITLE LIENS OUTSTANDING	
Health Services Except Environmental	13,906.00	All Other		Balance January 1, 1975	25,766.56
Welfare-Public Assistance	5,400.00	CAPITAL DEBT AUTHORIZED, DECEMBER 31, 1975		Transfer From Taxes	496.87
Hospitals, Clinics, First Aid		ISSUED AND UNISSUED GROSS DEBT		Redeemed in 1975	12,393.57
Animal, Insect, & Rodent Control	500.00	School 2,042,000		Cancelled, Abated or Adjusted (1975)	
Other Welfare Services		Self-liquidating 22,961	22,961	Transfers to Foreclosed Property	
RECREATION and CONSERVATION		Other 2,064,961	22,961	Balance December 31, 1975	13,869.86
Beaches and Boardwalks		ISSUED AND OUTSTANDING		PROPERTY ACQUIRED BY DEED OR	
Parks, Playgrounds, Shade Trees	84,428.00	School 2,042,000.00		FORECLOSURE	
Land Reclamation & Conservation		Self-Liquidating		Balance January 1, 1975	27,605.00
Other Recreational Services	4,350.00	Other		Transfers From Taxes or Liens	
EDUCATION (excluding schools)		Total 2,042,000.00		Sale for Cash (1975)	2,200.00
Libraries	38,100.00	EQUALIZED VALUATION BASIS	98,287,029.00	Cancelled, Abated or Adjusted (1975)	
Other Educational Services		FOR NET DEBT COMPUTATION		Balance December 31, 1975	25,405.00
STATUTORY EXPENDITURES		REAL PROPERTY VALUATIONS		CURRENT FINANCES DECEMBER 31, 1975	
Pensions & F. I. C. A.	136,700.00	Code Class # of Parcels % VAL'N		ASSETS	
Employee Fringe Benefits	33,250.00	1 Vacant Land 273 2.12	1,771,900.00	Cash Dec. 31, 1975	465,096.80
Other Statutory Expenditures		2 Residential 2899 64.85	54,310,000.00	Taxes Receivable	194,041.91
CETA and Other Public Employment Programs	144,423.87	3 Farm		Tax Title Liens	13,869.86
MUNICIPAL FUNCTIONS TOTAL	1,727,720.87	4a Commercial 249 25.99	21,762,000.00	Foreclosed Property	25,405.00
CAPITAL IMPROVEMENTS *MEMO*	60,000.00	4b Industrial 7 .94	788,000.00	Emergencies & Other Deferred Charges	
DEBT SERVICE		4c Apartments 20 6.10	5,110,700.00	State and Federal Aid Receivable	3,045.50
Principal Payments	30,000.00	Total 3448	83,742,600.00	Other Receivables	24,946.21
Interest Payments	3,310.50	Land Area 2.13 Sq. Miles		Total	726,405.28
TYPE I SCHL DEBT *MEMO	33,210.50	Net Valuation Taxable-Municipal	88,324,471.00	LIABILITIES, RESERVES, AND SURPLUS	
DEFERRED CHARGES	24,825.41	Net Valuation Taxable-County	105,326,142.00	Cash Liabilities	298,647.51
SCHOOL, COUNTY, SPECIAL DISTRICT TAXES	3,192,846.03	State Equalized Valuation	112,744,678.00	Reserves for Receivables	258,262.98
RESERVE FOR UNCOLLECTED TAXES	199,420.00	State Equalization Ratio 77.45		Surplus Dec. 31, 1975	169,494.79
EXPENDITURES TOTAL	5,178,122.81			Total	726,405.28

1971/3000

* ABOVE DEBT SERVICE INCLUDES TYPE I SCHOOL DEBT

0823

Population 1970 3,630
 Population 1975 3,770
 S & P Rating
 Moody Rating

General Tax Rate Per \$100. 4.73
 State Equalized Tax Rate 2.32

WOODBURY HEIGHTS BOROUGH — GLOUCESTER COUNTY

Form of Government:
 Borough Council
 Number of Members on Governing Body 6

PER CAPITA:
 Gross Debt 317.43
 Net Debt 158.20
 Debt Service 6.39
 Total Tax Levy 288.92
 Municipal Expenditures 108.81

PER CENT:
 Gross Debt 2.85
 Net Debt 1.42
 Tax Levy Collected 95.86
 Tax Levy Cancelled, Abated or Adjusted

EXPENDITURES		REVENUES-REALIZED		1975 PROPERTY TAX	
GENERAL GOVERNMENT				STATE EQUALIZED TAX RATE	
Governing Body & Public Boards		1975 Property Taxes Collected	1,049,982.64	Local District School Taxes	.74 350,982.00
Municipal Clerk		1975 Payments in Lieu of Taxes		Regional & Consolidated School Tax	.69 324,389.78
Financial Administration	9,749.81	Delinquent Tax & Lien Collections	35,716.53	School Taxes in Municipal Budget	
Assessment of Taxes	3,600.00	Business Personalty Replacement Taxes	21,666.00	County Taxes	.55 261,478.72
Collection of Taxes	5,900.00	Taxes from Public Utilities	85,411.83	County Library Taxes	
Planning, Housing & Development	450.90	Other Miscellaneous Tax Revenues		Local Municipal Purpose Taxes	.29 138,332.69
Human Resources		State Aid Revenues	15,249.06	Veteran & Senior Citizen Taxes	.04 20,460.00
Elections	1,000.00	Federal Aid Revenues	19,854.20	Total Taxes for Rate Computation	2.31 1,095,643.19
General Administration (other)	49,529.01	State and Local Fiscal Assistance Act Utilized	32,072.00	Special District Taxes	
JUDICIARY		Sale of Acquired Property	15,085.00	Bank Stock Taxes	2,859.22
Municipal Courts	8,000.00	Other Miscellaneous Revenues	40,416.50	Added and Omitted Taxes	11,182.58
PUBLIC SAFETY		Total	1,315,453.76	Total Taxes Levied - ABSTRACT	1,089,224.99
Fire Protection	20,250.00	Prior Years Surplus Appropriated	60,000.00	Total Taxes Billed	1,095,344.99
Police Protection	50,872.97	REVENUES TOTAL	1,375,453.76	1975 TAXES COLLECTED	1,049,982.64
Civil Defense & Disaster Control	1,300.00	Reserve For Uncollected Taxes	51,684.60	1975 Taxes Cancelled, Abated or Adjusted	
Environmental Inspection & Control	950.00	CAPITAL OUTLAY TOTAL	6,205.14	Transfer to Tax Title Liens or Foreclosed	
Other Public Safety		Public Enterprises	5,830.14	Balance Outstanding Dec. 31, 1975	45,362.35
PUBLIC WORKS		Recreation—Culture		PRIOR YEARS TAXES OUTSTANDING	
Streets and Drainage	51,350.00	Public Works	375.00	Balance January 1, 1975	47,486.44
Sewers and Sewage Processing		Buildings and Grounds		Collected in 1975	34,537.66
Garbage and Trash Disposal	22,500.00	Library and Education		Cancelled, Abated or Adjusted 1975	5,243.03
Public Buildings and Grounds	12,550.00	Conservation		Transfers to Tax Title Liens or Foreclosed	
Other Public Works		All Other		Balance December 31, 1975	7,705.75
HEALTH and WELFARE				TAX TITLE LIENS OUTSTANDING	
Health Services Except Environmental	200.00			Balance January 1, 1975	2,362.06
Welfare-Public Assistance	1,500.00	CAPITAL DEBT AUTHORIZED, DECEMBER 31, 1975		Transfer From Taxes	
Hospitals, Clinics, First Aid		ISSUED AND UNISSUED		Redeemed in 1975	1,178.87
Animal, Insect, & Rodent Control	500.00	School	595,305	Cancelled, Abated or Adjusted (1975)	
Other Welfare Services		Self-liquidating	363,562	Transfers to Foreclosed Property	
RECREATION and CONSERVATION		Other	237,845	Balance December 31, 1975	1,183.19
Beaches and Boardwalks		Total	1,196,712	PROPERTY ACQUIRED BY DEED OR	
Parks, Playgrounds, Shade Trees	10,798.00			FORECLOSURE	
Land Reclamation & Conservation		ISSUED AND OUTSTANDING		Balance January 1, 1975	22,824.12
Other Recreational Services	1,402.00	School	595,305.00	Transfers From Taxes or Liens	
EDUCATION (excluding schools)		Self-Liquidating	363,562.00	Sale for Cash (1975)	15,085.00
Libraries		Other	231,245.00	Cancelled, Abated or Adjusted (1975)	
Other Educational Services		Total	1,190,112.00	Balance December 31, 1975	7,739.12
STATUTORY EXPENDITURES		EQUALIZED VALUATION BASIS		CURRENT FINANCES DECEMBER 31, 1975	
Pensions & F. I. C. A.	10,104.00	FOR NET DEBT COMPUTATION	41,952,314.00	ASSETS	
Employee Fringe Benefits		REAL PROPERTY VALUATIONS		Cash Dec. 31, 1975	184,053.72
Other Statutory Expenditures		Code Class # of Parcels % VAL'N		Taxes Receivable	53,068.10
CETA And Other Public Employment Programs	28,526.99	1 Vacant Land 187 2.50	570,900.00	Tax Title Liens	1,183.19
MUNICIPAL FUNCTIONS TOTAL	291,033.68	2 Residential 937 68.50	15,668,625.00	Foreclosed Property	7,739.12
CAPITAL IMPROVEMENTS * MEMO		3 Farm		Emergencies & Other Deferred Charges	10,359.68
DEBT SERVICE		4a Commercial 64 20.64	4,721,300.00	State and Federal Aid Receivable	3,406.59
Principal Payments	9,775.00	4b Industrial 8 7.98	1,826,400.00	Other Receivables	22,096.99
Interest Payments	14,300.00	4c Apartments 4 .38	86,600.00	Total	281,907.39
DEFERRED CHARGES	43,411.37	Total 1200	22,873,825.00	LIABILITIES, RESERVES, AND SURPLUS	
SCHOOL, COUNTY, SPECIAL DISTRICT TAXES	936,850.50	Land Area 1.23 Sq. Miles		Cash Liabilities	56,010.03
RESERVE FOR UNCOLLECTED TAXES	51,684.60	Net Valuation Taxable-Municipal	23,184,810.00	Reserves for Receivables	84,087.40
EXPENDITURES TOTAL	1,347,055.15	Net Valuation Taxable-County	44,709,292.00	Surplus Dec. 31, 1975	141,809.96
		State Equalized Valuation	46,887,856.00	Total	281,907.39
		State Equalization Ratio	49.11		

0268

Population 1970 **5,510**
 Population 1975 **5,620**
 S & P Rating
 Moody Rating **A**

General Tax Rate Per \$100. **3.93**
 State Equalized Tax Rate **3.31**

WOODCLIFF LAKE BOROUGH — BERGEN COUNTY
Form of Government:
Borough Council
Number of Members on Governing Body 6

PER CAPITA:
 Gross Debt **1,786.33**
 Net Debt **1,391.34**
 Debt Service **135.93**
 Total Tax Levy **775.02**
 Municipal Expenditures **518.51**

PER CENT:
 Gross Debt **8.50**
 Net Debt **6.62**
 Tax Levy Collected **96.82**
 Tax Levy Cancelled, Abated or Adjusted **.16**

EXPENDITURES		REVENUES-REALIZED		1975 PROPERTY TAX	
GENERAL GOVERNMENT				STATE EQUALIZED TAX RATE \rightarrow	
Governing Body & Public Boards		1975 Property Taxes Collected	4,223,528.25	Local District School Taxes .65	851,209.00
Municipal Clerk		1975 Payments in Lieu of Taxes		Regional & Consolidated School Tax .84	1,112,295.16
Financial Administration	16,962.38	Delinquent Tax & Lien Collections	72,269.89	School Taxes in Municipal Budget	
Assessment of Taxes	9,612.00	Business Personalty Replacement Taxes	23,708.60	County Taxes .35	466,384.08
Collection of Taxes	10,628.41	Taxes from Public Utilities	165,771.44	County Library Taxes	
Planning, Housing & Development	4,744.95	Other Miscellaneous Tax Revenues		Local Municipal Purpose Taxes 1.45	1,907,390.73
Human Resources	750.00	State Aid Revenues	710.50	Veteran & Senior Citizen Taxes .02	29,530.00
Elections	677.38	Federal Aid Revenues		Total Taxes for Rate Computation 3.31	4,366,808.97
General Administration (other)	141,847.54	State and Local Fiscal Assistance Act Utilized	37,136.00	Special District Taxes	
JUDICIARY		Sale of Acquired Property		Bank Stock Taxes	2,058.97
Municipal Courts	5,620.00	Other Miscellaneous Revenues	211,468.97	Added and Omitted Taxes	16,280.39
PUBLIC SAFETY		Total	4,734,593.65	Total Taxes Levied - ABSTRACT	4,355,618.33
Fire Protection	45,761.41	Prior Years Surplus Appropriated	650,000.00	Total Taxes Billed	4,362,115.72
Police Protection	322,964.62	REVENUES TOTAL	5,384,593.65	1975 TAXES COLLECTED	4,223,528.25
Civil Defense & Disaster Control	2,516.39	Reserve For Uncollected Taxes	200,940.01	1975 Taxes Cancelled, Abated or Adjusted	6,813.71
Environmental Inspection & Control	8,689.05	CAPITAL OUTLAY TOTAL	317,838.36	Transfer to Tax Title Liens or Foreclosed	1,961.07
Other Public Safety	27,240.00			Balance Outstanding Dec. 31, 1975	129,812.69
PUBLIC WORKS				PRIOR YEARS TAXES OUTSTANDING	
Streets and Drainage	201,803.28	Public Enterprises		Balance January 1, 1975	116,804.86
Sewers and Sewage Processing	83,814.22	Recreation—Culture	175,540.34	Collected in 1975	72,269.89
Garbage and Trash Disposal	188,301.62	Public Works	142,248.02	Cancelled, Abated or Adjusted 1975	
Public Buildings and Grounds	43,459.72	Buildings and Grounds		Transfers to Tax Title Liens or Foreclosed	3,751.21
Other Public Works	18,730.00	Library and Education		Balance December 31, 1975	40,783.76
HEALTH and WELFARE		Conservation		TAX TITLE LIENS OUTSTANDING	
Health Services Except Environmental	11,150.04	All Other		Balance January 1, 1975	
Welfare-Public Assistance	1,325.00	CAPITAL DEBT AUTHORIZED, DECEMBER 31, 1975		Transfer From Taxes	6,393.81
Hospitals, Clinics, First Aid	1,700.00	ISSUED AND UNISSUED		Redeemed in 1975	
Animal, Insect, & Rodent Control		School	2,028,652	Cancelled, Abated or Adjusted (1975)	
Other Welfare Services		Self-liquidating		Transfers to Foreclosed Property	
RECREATION and CONSERVATION		Other	8,010,550	Balance December 31, 1975	6,393.81
Beaches and Boardwalks		Total	10,039,202	PROPERTY ACQUIRED BY DEED OR FORECLOSURE	
Parks, Playgrounds, Shade Trees	23,534.00			Balance January 1, 1975	950.00
Land Reclamation & Conservation		ISSUED AND OUTSTANDING		Transfers From Taxes or Liens	
Other Recreational Services	33,177.00	School	1,970,000.00	Sale for Cash (1975)	
EDUCATION (excluding schools)		Self-Liquidating		Cancelled, Abated or Adjusted (1975)	
Libraries		Other	7,670,000.00	Balance December 31, 1975	950.00
Other Educational Services		Total	9,640,000.00	CURRENT FINANCES DECEMBER 31, 1975	
STATUTORY EXPENDITURES		EQUALIZED VALUATION BASIS		ASSETS	
Pensions & F. I. C. A.	51,842.99	FOR NET DEBT COMPUTATION	118,123,002.67	Cash Dec. 31, 1975	1,041,242.40
Employee Fringe Benefits		REAL PROPERTY VALUATIONS		Taxes Receivable	170,596.45
Other Statutory Expenditures		Code Class # of Parcels % VAL'N		Tax Title Liens	6,393.81
CETA And Other Public Employment Programs	8,181.00	1 Vacant Land 145 3.18	3,507,600.00	Foreclosed Property	950.00
MUNICIPAL FUNCTIONS TOTAL	1,265,033.00	2 Residential 1457 82.30	90,876,900.00	Emergencies & Other Deferred Charges	24,922.56
CAPITAL IMPROVEMENTS *MEMO*	10,000.00	3 Farm 19 .55	612,700.00	State and Federal Aid Receivable	20,989.50
DEBT SERVICE		4a Commercial 36 13.97	15,425,400.00	Other Receivables	1,229.28
Principal Payments	225,000.00	4b Industrial		Total	1,266,324.00
Interest Payments	538,922.50	4c Apartments		LIABILITIES, RESERVES, AND SURPLUS	
DEFERRED CHARGES	684,124.00	Total 1657	110,422,600.00	Cash Liabilities	101,877.58
SCHOOL, COUNTY, SPECIAL DISTRICT TAXES	2,429,888.24	Land Area 3.75 Sq. Miles		Reserves for Receivables	179,169.54
RESERVE FOR UNCOLLECTED TAXES	200,940.01	Net Valuation Taxable-Municipal	111,280,060.00	Surplus Dec. 31, 1975	985,276.88
EXPENDITURES TOTAL	5,343,907.75	Net Valuation Taxable-County	121,425,214.00	Total	1,266,324.00
		State Equalized Valuation	131,618,253.00		
		State Equalization Ratio	84.45		

0339

Population 1970 **2,040**
 Population 1975 **2,115**
 S & P Rating
 Moody Rating

General Tax Rate Per \$100. **1.70**
 State Equalized Tax Rate **1.52**

WOODLAND TOWNSHIP — BURLINGTON CO.

Form of Government:

Township Committee

Number of Members on Governing Body 3

PER CAPITA:

Gross Debt **69.03**
 Net Debt
 Debt Service
 Total Tax Levy **213.93**
 Municipal Expenditures **186.89**

PER CENT:

Gross Debt **.68**
 Net Debt
 Tax Levy Collected **71.77**
 Tax Levy Cancelled, Abated or Adjusted **1.19**

EXPENDITURES		REVENUES-REALIZED		1975 PROPERTY TAX	
GENERAL GOVERNMENT				STATE EQUALIZED TAX RATE 1.52	
Governing Body & Public Boards		1975 Property Taxes Collected	324,514.21	Local District School Taxes	291,549.25
Municipal Clerk		1975 Payments in Lieu of Taxes		Regional & Consolidated School Tax	
Financial Administration	9,843.74	Delinquent Tax & Lien Collections	130,433.18	School Taxes in Municipal Budget	
Assessment of Taxes	5,406.12	Business Personality Replacement Taxes	4,743.61	County Taxes	113,493.72
Collection of Taxes	13,781.40	Taxes from Public Utilities	41,389.74	County Library Taxes	4,632.23
Planning, Housing & Development	4,950.00	Other Miscellaneous Tax Revenues		Local Municipal Purpose Taxes	39,946.52
Human Resources		State Aid Revenues	9,713.00	Veteran & Senior Citizen Taxes	5,750.00
Elections		Federal Aid Revenues	9,198.90	Total Taxes for Rate Computation	455,371.72
General Administration (other)	33,575.00	State and Local Fiscal Assistance Act Utilized	55,500.00	Special District Taxes	
JUDICIARY		Sale of Acquired Property	16,200.00	Bank Stock Taxes	
Municipal Courts	8,200.00	Other Miscellaneous Revenues	48,207.69	Added and Omitted Taxes	2,835.35
PUBLIC SAFETY		Total	639,900.33	Total Taxes Levied - ABSTRACT	452,457.07
Fire Protection	9,500.00	Prior Years Surplus Appropriated	120,000.00	Total Taxes Billed	452,175.81
Police Protection	7,225.00	REVENUES TOTAL	759,900.33	1975 TAXES COLLECTED	324,514.21
Civil Defense & Disaster Control	500.00	Reserve For Uncollected Taxes	174,778.61	1975 Taxes Cancelled, Abated or Adjusted	5,390.70
Environmental Inspection & Control	1,900.00			Transfer to Tax Title Liens or Foreclosed	38,107.10
Other Public Safety				Balance Outstanding Dec. 31, 1975	78,153.78
PUBLIC WORKS		CAPITAL OUTLAY TOTAL		PRIOR YEARS TAXES OUTSTANDING	
Streets and Drainage	52,925.00	Public Enterprises		Balance January 1, 1975	224,125.76
Sewers and Sewage Processing	3,500.00	Recreation—Culture		Collected in 1975	127,967.42
Garbage and Trash Disposal	1,500.00	Public Works		Cancelled, Abated or Adjusted 1975	38,530.48
Public Buildings and Grounds	25,000.00	Buildings and Grounds		Transfers to Tax Title Liens or Foreclosed	57,314.96
Other Public Works		Library and Education		Balance December 31, 1975	312.90
HEALTH and WELFARE		Conservation		TAX TITLE LIENS OUTSTANDING	
Health Services Except Environmental	900.00	All Other		Balance January 1, 1975	81,597.40
Welfare-Public Assistance	4,100.00	CAPITAL DEBT AUTHORIZED, DECEMBER 31, 1975		Transfer From Taxes	104,953.35
Hospitals, Clinics, First Aid		ISSUED AND UNISSUED GROSS DEBT		Redeemed in 1975	2,465.76
Animal, Insect, & Rodent Control	1,340.00	School	146,000	Cancelled, Abated or Adjusted (1975)	
Other Welfare Services		Self-liquidating		Transfers to Foreclosed Property	22,507.79
RECREATION and CONSERVATION		Other		Balance December 31, 1975	161,577.20
Beaches and Boardwalks		Total	146,000	PROPERTY ACQUIRED BY DEED OR	
Parks, Playgrounds, Shade Trees	1,000.00	ISSUED AND OUTSTANDING		FORECLOSURE	
Land Reclamation & Conservation	500.00	School	146,000.00	Balance January 1, 1975	14,342.21
Other Recreational Services	500.00	Self-Liquidating		Transfers From Taxes or Liens	22,507.79
EDUCATION (excluding schools)		Other		Sole for Cash (1975)	16,200.00
Libraries		Total	146,000.00	Cancelled, Abated or Adjusted (1975)	
Other Educational Services		EQUALIZED VALUATION BASIS		Balance December 31, 1975	20,650.00
STATUTORY EXPENDITURES		FOR NET DEBT COMPUTATION	21,368,801.33	CURRENT FINANCES DECEMBER 31, 1975	
Pensions & F. I. C. A.	1,200.00	REAL PROPERTY VALUATIONS		ASSETS	
Employee Fringe Benefits	600.00	Code Class # of Parcels % VAL'N		Cash Dec. 31, 1975	374,534.66
Other Statutory Expenditures		1 Vacant Land 1677 65.53	17,258,760.00	Taxes Receivable	78,466.68
CETA And Other Public Employment Programs	26,443.00	2 Residential 269 19.56	5,151,480.00	Tax Title Liens	161,577.20
MUNICIPAL FUNCTIONS TOTAL	214,389.26	3 Farm 187 6.77	1,784,240.00	Foreclosed Property	20,650.00
CAPITAL IMPROVEMENTS *MEMO*	50,000.00	4a Commercial 22 5.10	1,342,800.00	Emergencies & Other Deferred Charges	4,359.88
DEBT SERVICE		4b Industrial 9 3.04	800,975.00	State and Federal Aid Receivable	9,123.39
Principal Payments		4c Apartments		Other Receivables	597.40
Interest Payments		Total 2164	26,338,255.00	Total	649,309.21
DEFERRED CHARGES	6,097.68	Land Area 95.38 Sq. Miles		LIABILITIES, RESERVES, AND SURPLUS	
SCHOOL, COUNTY, SPECIAL DISTRICT TAXES	409,675.20	Net Valuation Taxable-Municipal	26,929,620.00	Cash Liabilities	180,841.40
RESERVE FOR UNCOLLECTED TAXES	174,778.61	Net Valuation Taxable-County	19,508,441.00	Reserves for Receivables	261,291.28
EXPENDITURES TOTAL	804,940.75	State Equalized Valuation	29,918,265.00	Surplus Dec. 31, 1975	207,176.53
		State Equalization Ratio	89.81	Total	649,309.21

0437

Population 1970 **3,105**
 Population 1975 **3,135**
 S & P Rating
 Moody Rating

General Tax Rate Per \$100. **4.99**
 State Equalized Tax Rate **4.35**

WOODLYNNE BOROUGH — CAMDEN COUNTY

Form of Government:

Borough Council

Number of Members on Governing Body 6

PER CAPITA:

Gross Debt **176.71**
 Net Debt **151.20**
 Debt Service **11.56**
 Total Tax Levy **245.10**
 Municipal Expenditures **143.11**

PER CENT:

Gross Debt **3.41**
 Net Debt **2.92**
 Tax Levy Collected **93.61**
 Tax Levy Cancelled, Abated or Adjusted **.20**

EXPENDITURES		REVENUES-REALIZED		1975 PROPERTY TAX	
GENERAL GOVERNMENT				STATE EQUALIZED TAX RATE	
Governing Body & Public Boards				Local District School Taxes	1.80
Municipal Clerk				Regional & Consolidated School Tax	
Financial Administration	4,815.30	1975 Property Taxes Collected	719,293.60	School Taxes in Municipal Budget	
Assessment of Taxes	4,202.79	1975 Payments in Lieu of Taxes		County Taxes	1.01
Collection of Taxes	688.42	Delinquent Tax & Lien Collections	27,507.35	County Library Taxes	.02
Planning, Housing & Development		Business Personalty Replacement Taxes	5,763.21	Local Municipal Purpose Taxes	1.39
Human Resources		Taxes from Public Utilities	35,098.58	Veteran & Senior Citizen Taxes	.13
Elections	1,583.32	Other Miscellaneous Tax Revenues		Total Taxes for Rate Computation	4.35
General Administration (other)	49,311.46	State Aid Revenues	627.50	Special District Taxes	
JUDICIARY		Federal Aid Revenues	40,600.00	Bank Stock Taxes	
Municipal Courts	7,322.57	State and Local Fiscal Assistance Act Utilized	15,277.00	Added and Omitted Taxes	
PUBLIC SAFETY		Sale of Acquired Property		Total Taxes Levied - ABSTRACT	
Fire Protection	10,959.54	Other Miscellaneous Revenues	21,230.69	Total Taxes Billed	
Police Protection	85,974.11	Total	865,397.93	1975 TAXES COLLECTED	
Civil Defense & Disaster Control	115.70	Prior Years Surplus Appropriated	30,500.00	1975 Taxes Cancelled, Abated or Adjusted	
Environmental Inspection & Control	700.00	REVENUES TOTAL	895,897.93	Transfer to Tax Title Liens or Foreclosed	
Other Public Safety		Reserve For Uncollected Taxes	57,066.20	Balance Outstanding Dec. 31, 1975	
PUBLIC WORKS		CAPITAL OUTLAY TOTAL	89,931.39	PRIOR YEARS TAXES OUTSTANDING	
Streets and Drainage	37,851.08	Public Enterprises		Balance January 1, 1975	
Sewers and Sewage Processing	17,950.54	Recreation—Culture	29,261.39	Collected in 1975	
Garbage and Trash Disposal	16,037.50	Public Works		Cancelled, Abated or Adjusted 1975	
Public Buildings and Grounds	22,042.49	Buildings and Grounds	60,670.00	Transfers to Tax Title Liens or Foreclosed	
Other Public Works		Library and Education		Balance December 31, 1975	
HEALTH and WELFARE		Conservation		TAX TITLE LIENS OUTSTANDING	
Health Services Except Environmental	724.50	All Other		Balance January 1, 1975	
Welfare-Public Assistance	2,200.00	CAPITAL DEBT AUTHORIZED, DECEMBER 31, 1975		Transfer From Taxes	
Hospitals, Clinics, First Aid		ISSUED AND UNISSUED GROSS DEBT		Redeemed in 1975	
Animal, Insect, & Rodent Control		School	80,000	Cancelled, Abated or Adjusted (1975)	
Other Welfare Services		Self-Liquidating		Transfers to Foreclosed Property	
RECREATION and CONSERVATION		Other	474,000	Balance December 31, 1975	
Beaches and Boardwalks		Total	554,000	PROPERTY ACQUIRED BY DEED OR FORECLOSURE	
Parks, Playgrounds, Shade Trees	5,169.63	ISSUED AND OUTSTANDING		Balance January 1, 1975	
Land Reclamation & Conservation		School	80,000.00	Transfers From Taxes or Liens	
Other Recreational Services	1,000.00	Self-Liquidating		Sale for Cash (1975)	
EDUCATION (excluding schools)		Other	464,000.00	Cancelled, Abated or Adjusted (1975)	
Libraries	1,100.00	Total	544,000.00	Balance December 31, 1975	
Other Educational Services		EQUALIZED VALUATION BASIS		CURRENT FINANCES DECEMBER 31, 1975	
STATUTORY EXPENDITURES		FOR NET DEBT COMPUTATION	16,227,674.33	ASSETS	
Pensions & F. I. C. A.	14,425.00	REAL PROPERTY VALUATIONS		Cash Dec. 31, 1975	
Employee Fringe Benefits	5,267.84	Code Class # of Parcels % VAL'N		Taxes Receivable	
Other Statutory Expenditures		1 Vacant Land 24 2.73	427,700.00	Tax Title Liens	
CETA And Other Public Employment Programs	43,901.00	2 Residential 864 84.82	13,308,700.00	Foreclosed Property	
MUNICIPAL FUNCTIONS TOTAL	333,342.79	3 Farm		Emergencies & Other Deferred Charges	
CAPITAL IMPROVEMENTS MEMO	5,000.00	4a Commercial 41 10.68	1,675,150.00	State and Federal Aid Receivable	
DEBT SERVICE		4b Industrial		Other Receivables	
Principal Payments	15,000.00	4c Apartments 7 1.78	279,200.00	Total	
Interest Payments	21,254.19	Total 936	15,690,750.00	LIABILITIES, RESERVES, AND SURPLUS	
DEFERRED CHARGES	22,000.66	Land Area .22 Sq. Miles		Cash Liabilities	
SCHOOL, COUNTY, SPECIAL DISTRICT TAXES	511,964.53	Net Valuation Taxable-Municipal	15,777,167.00	Reserves for Receivables	
RESERVE FOR UNCOLLECTED TAXES	57,066.20	Net Valuation Taxable-County	16,995,436.00	Surplus Dec. 31, 1975	
EXPENDITURES TOTAL	960,628.37	State Equalized Valuation	18,049,497.00	Total	
		State Equalization Ratio	87.35		

1715

Population 1970 3,140
Population 1975 3,260
S & P Rating
Moody Rating

General Tax Rate Per \$100. 4.61
State Equalized Tax Rate 3.35

WOODSTOWN BOROUGH — SALEM COUNTY
Form of Government:
Borough Council
Number of Members on Governing Body 6

PER CAPITA: 134.54
Gross Debt
Net Debt .15
Debt Service 249.64
Total Tax Levy 106.34
Municipal Expenditures
PER CENT: 2.01
Gross Debt
Net Debt
Tax Levy Collected 193.41
Tax Levy Cancelled, Abated or Adjusted 35.77

EXPENDITURES		REVENUES-REALIZED		1975 PROPERTY TAX	
GENERAL GOVERNMENT				STATE EQUALIZED TAX RATE	
Governing Body & Public Boards		1975 Property Taxes Collected	768,730.28	Local District School Taxes	
Municipal Clerk		1975 Payments in Lieu of Taxes	31,094.71	Regional & Consolidated School Tax 1.95	478,218.75
Financial Administration	4,350.00	Delinquent Tax & Lien Collections	15,928.48	School Taxes in Municipal Budget	
Assessment of Taxes	11,500.00	Business Personalty Replacement Taxes	48,636.05	County Taxes	.90 220,520.62
Collection of Taxes	4,050.00	Taxes from Public Utilities	3,864.24	County Library Taxes	.42 102,902.33
Planning, Housing & Development	1,900.00	Other Miscellaneous Tax Revenues	22,395.09	Local Municipal Purpose Taxes	.08 18,480.00
Human Resources	2,000.00	Federal Aid Revenues	46,375.10	Veteran & Senior Citizen Taxes	3.35 820,121.70
Elections	450.00	State and Local Fiscal Assistance Act Utilized	937,023.95	Total Taxes for Rate Computation	
General Administration (other)	48,475.00	Sale of Acquired Property	121,925.91	Special District Taxes	
JUDICIARY		Other Miscellaneous Revenues	44,880.00	Bank Stock Taxes	6,097.67
Municipal Courts	9,175.00			Added and Omitted Taxes	6,097.67
PUBLIC SAFETY				Total Taxes Levied - ABSTRACT	813,837.04
Fire Protection	24,375.09			Total Taxes Billed	2,012.73
Police Protection	73,900.00			1975 TAXES COLLECTED	758,730.23
Civil Defense & Disaster Control	100.00			1975 Taxes Cancelled, Abated or Adjusted	720.00
Environmental Inspection & Control	850.00			Transfer to Tax Title Liens or Foreclosed	6,177.75
Other Public Safety				Balance Outstanding Dec. 31, 1975	30,803.15
PUBLIC WORKS				PRIOR YEARS TAXES OUTSTANDING	
Streets and Drainage	43,000.00			Balance January 1, 1975	30,091.50
Sewers and Sewage Processing				Collected in 1975	29,398.92
Garbage and Trash Disposal	26,000.00			Cancelled, Abated or Adjusted 1975	
Public Buildings and Grounds	11,700.00			Transfers to Tax Title Liens or Foreclosed	688.22
Other Public Works	3,000.00			Balance December 31, 1975	4.36
HEALTH and WELFARE				TAX TITLE LIENS OUTSTANDING	
Health Services Except Environmental	500.00			Balance January 1, 1975	4,447.18
Welfare-Public Assistance	2,550.00			Transfer From Taxes	2,792.53
Hospitals, Clinics, First Aid	500.00			Redeemed in 1975	1,695.79
Animal, Insect, & Rodent Control	700.00			Cancelled, Abated or Adjusted (1975)	
Other Welfare Services				Transfers to Foreclosed Property	
RECREATION and CONSERVATION				Balance December 31, 1975	5,543.92
Beaches and Boardwalks				PROPERTY ACQUIRED BY DEED OR	
Parks, Playgrounds, Shade Trees	2,500.00			FORECLOSURE	
Land Reclamation & Conservation				Balance January 1, 1975	
Other Recreational Services	1,050.00			Transfers From Taxes or Liens	
EDUCATION (excluding schools)				Sale for Cash (1975)	
Libraries	1,250.00			Cancelled, Abated or Adjusted (1975)	
Other Educational Services				Balance December 31, 1975	
STATUTORY EXPENDITURES				CURRENT FINANCES DECEMBER 31, 1975	
Pensions & F. I. C. A.	15,400.00			ASSETS	
Employee Fringe Benefits	7,000.00			Cash Dec. 31, 1975	234,116.31
Other Statutory Expenditures				Taxes Receivable	30,807.51
CETA And Other Public Employment Programs				Tax Title Liens	5,543.92
MUNICIPAL FUNCTIONS				Foreclosed Property	
CAPITAL IMPROVEMENTS *MEMC	10,000.00			Emergencies & Other Deferred Charges	
DEBT SERVICE				State and Federal Aid Receivable	30,000.00
Principal Payments				Other Receivables	10,911.77
Interest Payments	500.00			Total	311,379.51
DEFERRED CHARGES				LIABILITIES, RESERVES, AND SURPLUS	
SCHOOL, COUNTY, SPECIAL DISTRICT TAXES	698,739.37			Cash Liabilities	59,383.71
RESERVE FOR UNCOLLECTED TAXES	44,880.00			Reserves for Receivables	47,263.20
EXPENDITURES TOTAL	1,045,394.46			Surplus Dec. 31, 1975	204,732.60
				Total	311,379.51

0824

Population 1970 1,150
 Population 1975 1,150
 S & P Rating
 Moody Rating

General Tax Rate Per \$100. 3.65
 State Equalized Tax Rate 1.94

WOOLWICH TOWNSHIP — GLOUCESTER CO.

Form of Government:

Township Committee

Number of Members on Governing Body 3

PER CAPITA: 132.80 PER CENT: 1.05
 Gross Debt 15.65 Gross Debt .12
 Net Debt 15.65 Net Debt .12
 Debt Service 350.49 Tax Levy Collected 96.74
 Total Tax Levy 223.75 Tax Levy Cancelled, Abated or Adjusted

EXPENDITURES		REVENUES-REALIZED		1975 PROPERTY TAX	
GENERAL GOVERNMENT				STATE EQUALIZED TAX RATE →	
Governing Body & Public Boards		1975 Property Taxes Collected	390,215.09	Local District School Taxes .85	173,877.94
Municipal Clerk		1975 Payments in Lieu of Taxes		Regional & Consolidated School Tax .60	122,984.06
Financial Administration	4,750.00	Delinquent Tax & Lien Collections	10,484.02	School Taxes in Municipal Budget	
Assessment of Taxes	15,900.00	Business Personalty Replacement Taxes	47,816.15	County Taxes .48	98,908.38
Collection of Taxes	4,800.00	Taxes from Public Utilities	68,723.39	County Library Taxes	
Planning, Housing & Development	30,300.00	Other Miscellaneous Tax Revenues		Local Municipal Purpose Taxes	-494.52
Human Resources		State Aid Revenues	4,724.00	Veteran & Senior Citizen Taxes .02	4,010.00
Elections	400.00	Federal Aid Revenues		Total Taxes for Rate Computation 1.95	399,285.86
General Administration (other)	35,400.00	State and Local Fiscal Assistance Act Utilized	18,258.00	Special District Taxes	
JUDICIARY		Sale of Acquired Property		Bank Stock Taxes	494.52
Municipal Courts	12,800.00	Other Miscellaneous Revenues	18,660.16	Added and Omitted Taxes	7,288.84
PUBLIC SAFETY		Total	558,880.81	Total Taxes Levied - ABSTRACT	403,059.22
Fire Protection	10,500.00	Prior Years Surplus Appropriated	108,427.49	Total Taxes Billed	403,350.17
Police Protection	58,458.00	REVENUES TOTAL	667,308.30	1975 TAXES COLLECTED	390,215.09
Civil Defense & Disaster Control	100.00	Reserve For Uncollected Taxes	12,950.00	1975 Taxes Cancelled, Abated or Adjusted	
Environmental Inspection & Control	710.00			Transfer to Tax Title Liens or Foreclosed	
Other Public Safety		CAPITAL OUTLAY TOTAL		Balance Outstanding Dec. 31, 1975	13,135.08
PUBLIC WORKS				PRIOR YEARS TAXES OUTSTANDING	
Streets and Drainage	22,900.00	Public Enterprises		Balance January 1, 1975	10,918.96
Sewers and Sewage Processing	1,000.00	Recreation—Culture		Collected in 1975	9,891.24
Garbage and Trash Disposal	13,750.00	Public Works		Cancelled, Abated or Adjusted 1975	
Public Buildings and Grounds	3,850.00	Buildings and Grounds		Transfers to Tax Title Liens or Foreclosed	505.44
Other Public Works		Library and Education		Balance December 31, 1975	522.28
HEALTH and WELFARE		Conservation		TAX TITLE LIENS OUTSTANDING	
Health Services Except Environmental	500.00	All Other		Balance January 1, 1975	
Welfare-Public Assistance	750.00	CAPITAL DEBT AUTHORIZED, DECEMBER 31, 1975		Transfer From Taxes	592.78
Hospitals, Clinics, First Aid		ISSUED AND UNISSUED GROSS DEBT NET DEBT		Redeemed in 1975	592.78
Animal, Insect, & Rodent Control	850.00	School 134,719		Cancelled, Abated or Adjusted (1975)	
Other Welfare Services		Self-liquidating 18,000	18,000	Transfers to Foreclosed Property	
RECREATION and CONSERVATION		Other 152,719	18,000	Balance December 31, 1975	
Beaches and Boardwalks		Total	152,719.00	PROPERTY ACQUIRED BY DEED OR	
Parks, Playgrounds, Shade Trees		ISSUED AND OUTSTANDING		FORECLOSURE	
Land Reclamation & Conservation		School 134,719.00		Balance January 1, 1975	3,600.00
Other Recreational Services		Self-Liquidating 18,000.00		Transfers From Taxes or Liens	
EDUCATION (excluding schools)		Other 152,719.00		Sale for Cash (1975)	
Libraries		Total	152,719.00	Cancelled, Abated or Adjusted (1975)	
Other Educational Services		EQUALIZED VALUATION BASIS		Balance December 31, 1975	3,600.00
STATUTORY EXPENDITURES		FOR NET DEBT COMPUTATION	14,476,320.00	CURRENT FINANCES DECEMBER 31, 1975	
Pensions & F. I. C. A.	9,640.00	REAL PROPERTY VALUATIONS		ASSETS	
Employee Fringe Benefits		Code Class # of Parcels % VAL'N	ASSESSED VALUATION	Cash Dec. 31, 1975	136,289.05
Other Statutory Expenditures		1 Vacant Land 49 .85	88,600.00	Taxes Receivable	13,657.36
CETA And Other Public Employment Programs		2 Residential 174 24.59	2,574,100.00	Tax Title Liens	
MUNICIPAL FUNCTIONS TOTAL	227,358.00	3 Farm 419 36.16	3,785,200.00	Foreclosed Property	3,600.00
CAPITAL IMPROVEMENTS *MEMO*	5,000.00	4a Commercial 36 32.95	3,449,800.00	Emergencies & Other Deferred Charges	6,200.00
DEBT SERVICE		4b Industrial 2 5.45	570,900.00	State and Federal Aid Receivable	1,924.11
Principal Payments		4c Apartments		Other Receivables	9,292.02
Interest Payments		Total 680	10,468,600.00	Total	170,962.54
DEFERRED CHARGES	17,000.00	Land Area 21.48 Sq. Miles		LIABILITIES, RESERVES, AND SURPLUS	
SCHOOL, COUNTY, SPECIAL DISTRICT TAXES	395,770.38	Net Valuation Taxable-Municipal	10,941,093.00	Cash Liabilities	29,789.93
RESERVE FOR UNCOLLECTED TAXES	12,950.00	Net Valuation Taxable-County	16,910,955.00	Reserves for Receivables	26,549.38
EXPENDITURES TOTAL	653,078.38	State Equalized Valuation	20,132,281.00	Surplus Dec. 31, 1975	114,623.23
		State Equalization Ratio	53.25	Total	170,962.54

0340

Population 1970 **2,730**
 Population 1975 **1,630**
 S & P Rating
 Moody Rating

General Tax Rate Per \$100. **2.54**
 State Equalized Tax Rate **2.46**

WRIGHTSTOWN BOROUGH — BURLINGTON CO.

Form of Government:

Borough Council

Number of Members on Governing Body 6

PER CAPITA:

Gross Debt **2.75**
 Net Debt **2.75**
 Debt Service **.69**
 Total Tax Levy **157.93**
 Municipal Expenditures **143.32**

PER CENT:

Gross Debt **.06**
 Net Debt **.06**
 Tax Levy Collected **95.70**
 Tax Levy Cancelled, Abated or Adjusted **.83**

EXPENDITURES		REVENUES-REALIZED		1975 PROPERTY TAX	
GENERAL GOVERNMENT				STATE EQUALIZED TAX RATE 1.32	
Governing Body & Public Boards		1975 Property Taxes Collected	247,299.58	Local District School Taxes	139,627.63
Municipal Clerk		1975 Payments in Lieu of Taxes		Regional & Consolidated School Tax	
Financial Administration	7,400.00	Delinquent Tax & Lien Collections	5,790.74	School Taxes in Municipal Budget	
Assessment of Taxes	1,850.00	Business Personality Replacement Taxes	13,860.20	County Taxes	.52
Collection of Taxes	1,453.68	Taxes from Public Utilities	26,758.96	County Library Taxes	.02
Planning, Housing & Development	1,700.00	Other Miscellaneous Tax Revenues		Local Municipal Purpose Taxes	.57
Human Resources	1,000.00	State Aid Revenues	837.00	Veteran & Senior Citizen Taxes	.03
Elections		Federal Aid Revenues	2,094.25	Total Taxes for Rate Computation	2.46
General Administration (other)	27,845.81	State and Local Fiscal Assistance Act Utilized	22,561.00	Special District Taxes	
JUDICIARY		Sale of Acquired Property		Bank Stock Taxes	740.92
Municipal Courts	20,200.00	Other Miscellaneous Revenues	41,382.84	Added and Omitted Taxes	
PUBLIC SAFETY		Total	360,584.57	Total Taxes Levied - ABSTRACT	257,426.98
Fire Protection	7,800.00	Prior Years Surplus Appropriated	55,382.64	Total Taxes Billed	258,417.94
Police Protection	85,200.00	REVENUES TOTAL	415,967.21	1975 TAXES COLLECTED	247,299.58
Civil Defense & Disaster Control	100.00	Reserve For Uncollected Taxes	13,203.54	1975 Taxes Cancelled, Abated or Adjusted	2,151.38
Environmental Inspection & Control	900.00	CAPITAL OUTLAY TOTAL	32,428.74	Transfer to Tax Title Liens or Foreclosed Balance Outstanding Dec. 31, 1975	8,966.98
Other Public Safety				PRIOR YEARS TAXES OUTSTANDING	
PUBLIC WORKS				Balance January 1, 1975.	10,696.90
Streets and Drainage	20,090.98	Public Enterprises		Collected in 1975	5,790.74
Sewers and Sewage Processing		Recreation—Culture		Cancelled, Abated or Adjusted 1975	
Garbage and Trash Disposal	12,400.00	Public Works	8,228.74	Transfers to Tax Title Liens or Foreclosed Balance December 31, 1975	4,906.16
Public Buildings and Grounds	6,000.00	Buildings and Grounds	24,200.00	TAX TITLE LIENS OUTSTANDING	
Other Public Works		Library and Education		Balance January 1, 1975	
HEALTH and WELFARE		Conservation		Transfer From Taxes	
Health Services Except Environmental	3,600.00	All Other		Redeemed in 1975	
Welfare-Public Assistance	1,050.00	CAPITAL DEBT AUTHORIZED, DECEMBER 31, 1975		Cancelled, Abated or Adjusted (1975)	
Hospitals, Clinics, First Aid		ISSUED AND UNISSUED		Transfers to Foreclosed Property	
Animal, Insect, & Rodent Control		School		Balance December 31, 1975	
Other Welfare Services		Self-liquidating	4,480	PROPERTY ACQUIRED BY DEED OR FORECLOSURE	
RECREATION and CONSERVATION		Other	4,480	Balance January 1, 1975	1,000.00
Beaches and Boardwalks		Total	4,480	Transfers From Taxes or Liens	
Parks, Playgrounds, Shade Trees		ISSUED AND OUTSTANDING		Sale for Cash (1975)	
Land Reclamation & Conservation		School		Cancelled, Abated or Adjusted (1975)	
Other Recreational Services	250.00	Self-liquidating	4,480.00	Balance December 31, 1975	1,000.00
EDUCATION (excluding schools)		Other	4,480.00	CURRENT FINANCES DECEMBER 31, 1975	
Libraries		Total	4,480.00	ASSETS	
Other Educational Services		EQUALIZED VALUATION BASIS		Cash Dec. 31, 1975	171,802.39
STATUTORY EXPENDITURES		FOR NET DEBT COMPUTATION	7,900,503.00	Taxes Receivable	13,873.14
Pensions & F. I. C. A.	9,300.00	REAL PROPERTY VALUATIONS		Tax Title Liens	
Employee Fringe Benefits	770.59	Code Class # of Parcels % VAL'N		Foreclosed Property	1,000.00
Other Statutory Expenditures		1 Vacant Land 32 3.46	268,500.00	Emergencies & Other Deferred Charges	6,113.06
CETA And Other Public Employment Programs	5,100.00	2 Residential 101 27.28	2,117,710.00	State and Federal Aid Receivable	36,399.25
MUNICIPAL FUNCTIONS TOTAL	214,011.06	3 Farm 4 .76	58,380.00	Other Receivables	291.07
CAPITAL IMPROVEMENTS *MEMO*		4a Commercial 68 57.32	4,449,150.00	Total	229,478.91
DEBT SERVICE		4b Industrial		LIABILITIES, RESERVES, AND SURPLUS	
Principal Payments	1,120.00	4c Apartments 12 11.18	867,963.00	Cash Liabilities	168,302.78
Interest Payments		Total 217	7,761,703.00	Reserves for Receivables	15,164.21
DEFERRED CHARGES	5,275.88	Land Area 1.65 Sq. Miles		Surplus Dec. 31, 1975	46,011.92
SCHOOL, COUNTY, SPECIAL DISTRICT TAXES	196,465.76	Net Valuation Taxable-Municipal	10,257,757.00	Total	229,478.91
RESERVE FOR UNCOLLECTED TAXES	13,203.54	Net Valuation Taxable-County	10,974,204.00		
EXPENDITURES TOTAL	430,076.24	State Equalized Valuation	10,503,688.00		
		State Equalization Ratio	96.93		

0270

Population 1970 **16,070**
 Population 1975 **16,475**
 S & P Rating **A**
 Moody Rating **A**

General Tax Rate Per \$100. **3.99**
 State Equalized Tax Rate **2.60**

WYCKOFF TOWNSHIP -- BERGEN COUNTY

Form of Government:

Township Committee

Number of Members on Governing body 5

PER CAPITA:

Gross Debt **333.64**
 Net Debt **45.15**
 Debt Service **6.25**
 Total Tax Levy **506.44**
 Municipal Expenditures **169.86**

PER CENT:

Gross Debt **1.89**
 Net Debt **.26**
 Tax Levy Collected **97.45**
 Tax Levy Cancelled, Abated or Adjusted **.08**

EXPENDITURES		REVENUES-REALIZED		1975 PROPERTY TAX	
GENERAL GOVERNMENT				STATE EQUALIZED TAX RATE 2.61	
Governing Body & Public Boards		1975 Property Taxes Collected	8,136,238.98	Local District School Taxes	1.22
Municipal Clerk		1975 Payments in Lieu of Taxes		Regional & Consolidated School Tax	.71
Financial Administration	35,864.00	Delinquent Tax & Lien Collections	155,933.73	School Taxes in Municipal Budget	
Assessment of Taxes	21,344.00	Business Personalty Replacement Taxes	64,237.43	County Taxes	.37
Collection of Taxes	33,605.00	Taxes from Public Utilities	345,960.64	County Library Taxes	
Planning, Housing & Development	5,500.00	Other Miscellaneous Tax Revenues		Local Municipal Purpose Taxes	.28
Human Resources		State Aid Revenues	202,554.00	Veteran & Senior Citizen Taxes	.03
Elections	1,600.00	Federal Aid Revenues	18,590.06	Total Taxes for Rate Computation	2.61
General Administration (other)	271,667.00	State and Local Fiscal Assistance Act Utilized	110,614.00	Special District Taxes	
JUDICIARY		Sale of Acquired Property		Bank Stock Taxes	14,178.35
Municipal Courts	11,250.00	Other Miscellaneous Revenues	269,504.47	Added and Omitted Taxes	50,595.38
PUBLIC SAFETY		Total	9,303,633.31	Total Taxes Levied - ABSTRACT	8,343,603.94
Fire Protection	65,500.00	Prior Years Surplus Appropriated	900,000.00	Total Taxes Billed	8,348,715.84
Police Protection	420,628.00	REVENUES TOTAL	10,203,633.31	1975 TAXES COLLECTED	8,136,238.98
Civil Defense & Disaster Control	200.00	Reserve For Uncollected Taxes	669,115.17	1975 Taxes Cancelled, Abated or Adjusted	6,435.60
Environmental Inspection & Control	13,240.00	CAPITAL OUTLAY TOTAL	176,894.50	Transfer to Tax Title Liens' or Foreclosed	2,364.10
Other Public Safety		Public Enterprises		Balance Outstanding Dec. 31, 1975	203,677.16
PUBLIC WORKS		Recreation—Culture	17,474.00	PRIOR YEARS TAXES OUTSTANDING	
Streets and Drainage	448,831.00	Public Works	144,424.00	Balance January 1, 1975	172,296.30
Sewers and Sewage Processing	200,000.00	Buildings and Grounds	14,946.45	Collected in 1975	155,933.73
Garbage and Trash Disposal		Library and Education		Cancelled, Abated or Adjusted 1975	15,789.21
Public Buildings and Grounds	111,726.00	Conservation		Transfers to Tax Title Liens or Foreclosed	567.69
Other Public Works		All Other		Balance December 31, 1975	5.67
HEALTH and WELFARE		CAPITAL DEBT AUTHORIZED, DECEMBER 31, 1975		TAX TITLE LIENS OUTSTANDING	
Health Services Except Environmental	45,459.00	ISSUED AND UNISSUED		Balance January 1, 1975	5,043.10
Welfare-Public Assistance	825.00	School	4,413,025	Transfer From Taxes	3,004.99
Hospitals, Clinics, First Aid		Self-liquidating		Redeemed in 1975	
Animal, Insect, & Rodent Control		Other	1,083,690	Cancelled, Abated or Adjusted (1975)	21.69
Other Welfare Services		Total	5,496,715	Transfers to Foreclosed Property	5,301.30
RECREATION and CONSERVATION		ISSUED AND OUTSTANDING		Balance December 31, 1975	2,725.10
Beaches and Boardwalks		School	4,413,025.00	PROPERTY ACQUIRED BY DEED OR	
Parks, Playgrounds, Shade Trees	13,500.00	Self-liquidating		FORECLOSURE	
Land Reclamation & Conservation		Other	970,500.00	Balance January 1, 1975	28,913.70
Other Recreational Services	57,300.00	Total	5,383,525.00	Transfers From Taxes or Liens	5,301.30
EDUCATION (excluding schools)		EQUALIZED VALUATION BASIS		Sale for Cash (1975)	
Libraries	106,825.00	FOR NET DEBT COMPUTATION	290,390,688.33	Cancelled, Abated or Adjusted (1975)	
Other Educational Services		REAL PROPERTY VALUATIONS		Balance December 31, 1975	34,215.00
STATUTORY EXPENDITURES		Code Class # of Parcels % VAL'N		CURRENT FINANCES DECEMBER 31, 1975	
Pensions & F. I. C. A.	138,137.00	1 Vacant Land 255 1.92	4,005,500.00	ASSETS	
Employee Fringe Benefits		2 Residential 4525 89.47	186,366,000.00	Cash Dec. 31, 1975	1,326,981.18
Other Statutory Expenditures		3 Farm 31 .86	1,798,850.00	Taxes Receivable	203,682.83
CETA And Other Public Employment Programs	18,155.00	4a Commercial 129 5.82	12,131,750.00	Tax Title Liens	2,725.10
MUNICIPAL FUNCTIONS TOTAL	2,021,156.00	4b Industrial 16 1.86	3,876,050.00	Foreclosed Property	34,215.00
CAPITAL IMPROVEMENTS * MEMU	60,000.00	4c Apartments 2 .05	111,550.00	Emergencies & Other Deferred Charges	
DEBT SERVICE		Total 4958	208,289,700.00	State and Federal Aid Receivable	46,195.50
Principal Payments	52,500.00	Land Area 6.70 Sq. Miles		Other Receivables	2,280.68
Interest Payments	50,520.00	Net Valuation Taxable-Municipal	210,099,500.00	Total	1,616,080.29
DEFERRED CHARGES	5,202.82	Net Valuation Taxable-County	302,038,163.00	LIABILITIES, RESERVES, AND SURPLUS	
SCHOOL, COUNTY, SPECIAL DISTRICT TAXES	7,385,648.84	State Equalized Valuation	320,246,889.00	Cash Liabilities	297,570.01
RESERVE FOR UNCOLLECTED TAXES	669,115.17	State Equalization Ratio	65.41	Reserves for Receivables	242,903.61
EXPENDITURES TOTAL	10,184,142.83			Surplus Dec. 31, 1975	1,075,606.67
				Total	1,616,080.29

MUNICIPALITIES OPERATING UNDER SPECIAL STATUTORY FORMS OF GOVERNMENT

OPTIONAL MUNICIPAL CHARTER LAW 1950

COMMISSION FORM (1911)

	<u>Mayor-Council</u>	<u>Plan F</u>	<u>Plan D</u>
Allenhurst Boro		Clark Twp	
Atlantic City	<u>Plan A</u>	Denville Twp	Franklin Twp (Somerset)
Audubon Boro		Elizabeth City	West Milford Twp
Avalon Boro	Bridgeton City	Florence Twp	
Avon-By-The-Sea Boro	Long Branch City	Lincoln Park Boro	<u>Plan E</u>
	Vineland City	Monroe Twp (Gloucester)	Deptford Twp
Bass River Twp		Monroe Twp (Middlesex)	East Windsor Twp
Beach Haven Boro	<u>Plan B</u>	Morristown Town	Fairlawn Boro (1)
Belleville Town		Piscataway Twp	Galloway Twp (3)
Belmar Boro	Brick Twp	Rahway City	Gloucester Twp
Bordentown City	Bridgewater Twp (2)	Rockaway Twp	Lawrence Twp (Mercer)
	Camden City	Wayne Twp	Livingston Twp
Bradley Beach Boro	Lodi Boro	Woodbridge Twp	Maple Shade Twp (1)
Brigantine City	Passaic City	<u>Small Municipality Plan A</u>	Matawan Twp
Cape May Point Boro	Perth Amboy City		Moorestown Twp
Collingswood Boro	Saddle Brook Twp	Berlin Twp	Mount Laurel Twp
Deal Boro	Spotswood Boro (4)	Island Heights Boro	Mountain Lakes Boro (1)
	West Orange Town		Old Bridge Twp
Haddon Twp	<u>Plan C</u>	<u>Plan B</u>	Pequannock Twp
Haddonfield Boro		Highlands Boro	Randolph Twp
Harvey Cedars Boro	Bayonne City	<u>Plan C</u>	Scotch Plains Twp
Hawthorne Boro	Jersey City		Washington Boro
Lambertville City	Newark City		Willingboro Boro
	Trenton City		
Long Beach Twp	<u>Plan D</u>	Chester Twp	<u>Special Charter</u>
Longport Boro		Clinton Twp	Beverly City
Lyndhurst Boro	Delran Twp	Fairfield Boro	Bloomfield Town
Margate City	Hoboken City	Lopatcong Twp (3)	Burlington City
Millville City	Irvington Town	Oxford Twp (1)	Corbin City
	Orange City (4)	West Paterson Boro	Egg Harbor City
Monmouth Beach Boro	Paterson City	<u>Council-Manager Plan A</u>	Gloucester City
Montclair Town	South Amboy City		Hackettstown Town
Mount Ephraim Boro		Mount Holly Twp	Middletown Twp
North Bergen Twp	<u>Plan E</u>	Ocean Twp (Monmouth)	Plainfield City
Nutley Town			Salem City
	Burlington Twp (1)	<u>Plan B</u>	Westfield Town
Ocean City	East Brunswick Twp		Woodbury City
Pine Valley Boro	Edison Twp	Cedar Grove Twp	<u>Council-Manager Act of 1923</u>
Ridgefield Park Village	Hamilton Twp (Mercer) (3)	Cherry Hill Twp (2)	Asbury Park City
Sea Isle City	Jefferson Twp	Evesham Twp	Cape May City
Tavistock Boro	Marlboro Twp	Keansburg Boro	Clifton City
	Mount Olive Twp	Newton Town	Garfield City
Union City	New Brunswick City	Phillipsburg Town	Hackensack City
Ventnor City	North Plainfield (5)	Ridgewood Village	Medford Lakes Boro
West Cape May Boro	Parsippany Twp	Sparta Twp	Teaneck Twp
West New York Town	Washington Twp (Bergen)		Teterboro Boro
West Wildwood Boro			
Wildwood City			
Wildwood Crest Boro.			

(1) Effective Date 1/1/75 (2) Effective Date 7/1/75 (3) Effective Date 1/1/76 (4) Effective Date 7/1/76 (5) Effective Date 1/1/77

TABLE 3

SUMMARY OF CURRENT FINANCES OF ALL MUNICIPALITIES - DECEMBER 31, 1971 to 1975

(THOUSANDS OF DOLLARS) *

ASSETS AND LIABILITIES	<u>1971</u>	<u>1972</u>	<u>1973</u>	<u>1974</u>	<u>1975</u>
<u>Assets</u>					
Cash	\$441,923	\$531,517	\$578,462	\$583,408	\$600,184
Taxes Receivable	123,331	130,642	136,402	162,304	185,521
Tax Title Liens	43,111	48,364	57,401	60,107	72,442
Foreclosed Property	58,024	67,890	77,807	97,452	102,078
Other Receivables	32,254	34,663	35,638	35,402	42,025
State Aid Receivable	25,402	22,010	21,466	31,932	39,715
Emergencies and Deferred Charges	36,771	31,736	35,248	45,920	51,502
TOTAL	<u>\$760,817</u>	<u>\$866,822</u>	<u>\$942,424</u>	<u>\$1,016,525</u>	<u>\$1,093,467</u>
<u>Liabilities</u>					
Cash Liabilities	\$277,861	\$333,383	\$346,952	\$345,876	\$395,721
Reserves for Receivables	256,720	281,800	307,248	355,218	401,843
Surplus Revenues	226,236	251,639	288,224	315,431	295,903
TOTAL	<u>\$760,817</u>	<u>\$866,822</u>	<u>\$942,424</u>	<u>\$1,016,525</u>	<u>\$1,093,467</u>

ASSETS AND LIABILITIES

SUMMARY OF CURRENT FINANCES OF ALL COUNTIES - DECEMBER 31, 1971 to 1975

<u>Assets</u>					
Cash	\$ 94,018	\$125,918	\$143,998	\$145,014	\$150,372
State Aid Receivable			9,111	11,096	11,011
Other Receivables	25,405	24,274	14,521	15,565	22,640
Deferred Charges and Emergencies	8,394	4,839	5,826	6,790	8,033
TOTAL	<u>\$127,817</u>	<u>\$155,031</u>	<u>\$173,456</u>	<u>\$178,465</u>	<u>\$192,056</u>
<u>Liabilities</u>					
Cash Liabilities	\$ 63,837	\$ 97,055	\$ 96,004	\$ 93,171	\$115,129
Reserves for Receivables	11,461	12,988	14,521	15,565	22,639
Surplus Revenues	52,519	44,988	62,931	69,728	54,288
TOTAL	<u>\$127,818</u>	<u>\$155,031</u>	<u>\$173,456</u>	<u>\$178,465</u>	<u>\$192,056</u>

* Rounded to the nearest thousand.

TABLE 4
SUMMARY OF EXPENDITURES AND REVENUES OF ALL COUNTY GOVERNMENTS - 1971 to 1975

<u>Expenditures</u>	<u>1971</u>	<u>1972</u>	<u>1973</u>	<u>1974</u>	<u>1975</u>
General Government	\$ 48,445,016*	\$ 74,380,880*	\$ 88,822,691*	\$ 87,364,952	\$ 95,927,935
Judiciary	53,235,862	61,789,572	53,560,982	61,213,718	65,907,627
Public Safety	34,180,894	39,703,082	47,379,284	60,705,058	67,134,693
Public Works					
Roads and Bridges	44,579,101	46,269,132	53,393,993	58,823,946	62,049,201
Other	22,596,349	25,915,187	28,760,417	42,950,562	40,941,072
Health	136,693,483	151,458,455	166,140,524	178,253,594	197,409,607
Welfare	84,600,334	93,911,733	90,458,398	102,673,042	116,693,639
Recreation & Conservation	21,586,583	23,682,987	24,750,924	32,545,921	36,822,999
Education	38,822,165	47,292,775	53,394,124	64,459,778	73,541,908
FICA & Fringe Benefits	30,619,399	31,324,817	41,624,782	48,508,099	55,074,875
"C.E.T.A. and E.E.A."	-	-	-	19,787,891	109,335,476
Total County Functions	<u>515,360,186</u>	<u>595,728,619</u>	<u>648,286,119</u>	<u>757,286,561</u>	<u>920,839,030</u>
Capital Improvements (memo)	7,004,146	14,790,399	37,550,894	6,468,485	5,667,845
Debt-Principal	21,111,753	26,017,000	27,315,000	29,794,368	29,946,785
Interest	16,538,709	18,687,597	19,809,407	22,425,085	24,581,855
Deferred Charges	10,763,365	10,688,517	7,465,865	10,028,131	8,537,257
Reserve for Uncollected Taxes	<u>17,547</u>	<u>5,176</u>	<u>63,818</u>	<u>50,109</u>	<u>22,000</u>
Total Expenditures	<u>\$563,792,560</u>	<u>\$651,126,909</u>	<u>\$702,940,210</u>	<u>\$819,584,254</u>	<u>\$983,926,927</u>
<u>Revenues</u>					
Surplus (Prior Years)	\$ 28,911,010	\$ 41,616,345	\$ 32,782,626	\$ 50,323,130	\$ 56,325,292
Miscellaneous Revenues	124,807,792	158,422,940	170,882,462	198,393,658	282,983,768
"Revenue Sharing"	-	-	58,519,861	55,562,301	47,539,527
Current Tax Collections	<u>430,328,035</u>	<u>472,788,995</u>	<u>499,788,220</u>	<u>546,534,809</u>	<u>615,011,141</u>
Total Revenues	<u>\$584,046,837</u>	<u>\$672,828,280</u>	<u>\$761,973,169</u>	<u>\$850,813,898</u>	<u>\$1,001,859,728</u>

* Includes Emergency Employment Act

TABLE 5

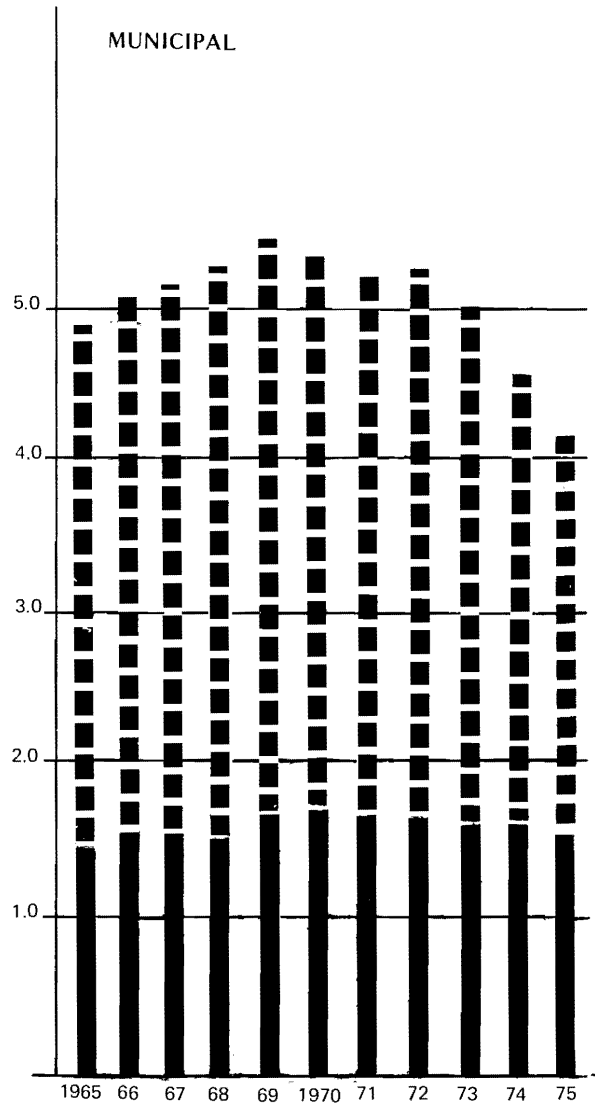
SUMMARY OF EXPENDITURES AND REVENUES OF ALL MUNICIPALITIES - 1971 to 1975

<u>Expenditures</u>	<u>1971</u>	<u>1972</u>	<u>1973</u>	<u>1974</u>	<u>1975</u>
General Government	\$ 140,019,879	\$ 182,325,950	\$ 217,178,117	\$ 223,327,544	\$ 232,299,359
Judiciary	8,947,980	10,365,918	11,726,498	13,456,863	14,672,805
Public Safety	329,641,234	360,135,152	402,263,073	459,012,492	497,459,715
Public Works					
Roads and Bridges	115,913,695	130,037,356	136,277,624	153,186,339	159,389,625
Other	123,471,560	122,951,176	144,370,373	170,490,655	179,429,455
Health	44,114,527	30,125,478	31,858,417	39,862,194	42,649,201
Welfare	10,632,474	12,831,803	12,867,125	14,582,158	16,066,988
Recreation & Conservation	44,918,370	45,123,100	50,935,843	57,664,845	61,876,131
Education	36,562,057	41,311,319	43,472,011	48,102,229	57,236,163
FICA & Fringe Benefits	90,345,605	90,180,259	98,971,914	107,214,997	120,284,047
CETA & Other Public Employment Programs	-	-	-	29,598,249	92,082,734
Total Municipal Functions	941,581,900	988,651,209	1,149,920,994	1,316,498,565	1,473,446,223
Capital Improvements *	35,517,584	51,052,119	80,502,444	19,649,214	17,028,989
Debt-Principal	47,720,594	54,389,023	59,076,371	64,554,014	67,412,253
Interest	38,181,208	41,496,637	47,418,369	53,384,381	61,210,707
Deferred Charges	47,878,299	39,756,298	35,685,298	35,485,116	56,405,817
Reserve for Uncollected Taxes	155,206,399	166,611,041	171,237,015	182,579,563	208,686,793
School, County, Special District Taxes	<u>1,730,687,717</u>	<u>1,890,130,092</u>	<u>2,034,602,286</u>	<u>2,155,225,204</u>	<u>2,327,565,904</u>
TOTAL EXPENDITURES	<u>\$2,964,241,600</u>	<u>\$3,217,770,602</u>	<u>\$3,497,940,333</u>	<u>\$3,807,726,844</u>	<u>4,194,727,698</u>
<u>Revenues</u>					
Surplus (prior years)	145,991,514	155,300,406	173,506,242	201,791,113	214,384,313
Miscellaneous Revenues	671,353,546	500,117,433	563,809,728	627,529,542	717,407,155
State Aid Revenues	90,410,057	105,598,071	100,298,150	133,249,200	107,117,436
State and Local Fiscal Assistance Act Utilized	-	-	109,326,525	92,668,766	95,939,171
Delinquent Taxes and Liens	87,960,488	94,683,266	99,819,739	102,649,588	116,712,250
Current Tax Collections	<u>2,107,940,802</u>	<u>2,323,698,669</u>	<u>2,465,654,270</u>	<u>2,629,046,026</u>	<u>2,853,776,163</u>
TOTAL REVENUES	<u>\$3,103,656,407</u>	<u>\$3,179,397,845</u>	<u>\$3,512,414,654</u>	<u>\$3,786,934,235</u>	<u>4,105,336,488</u>

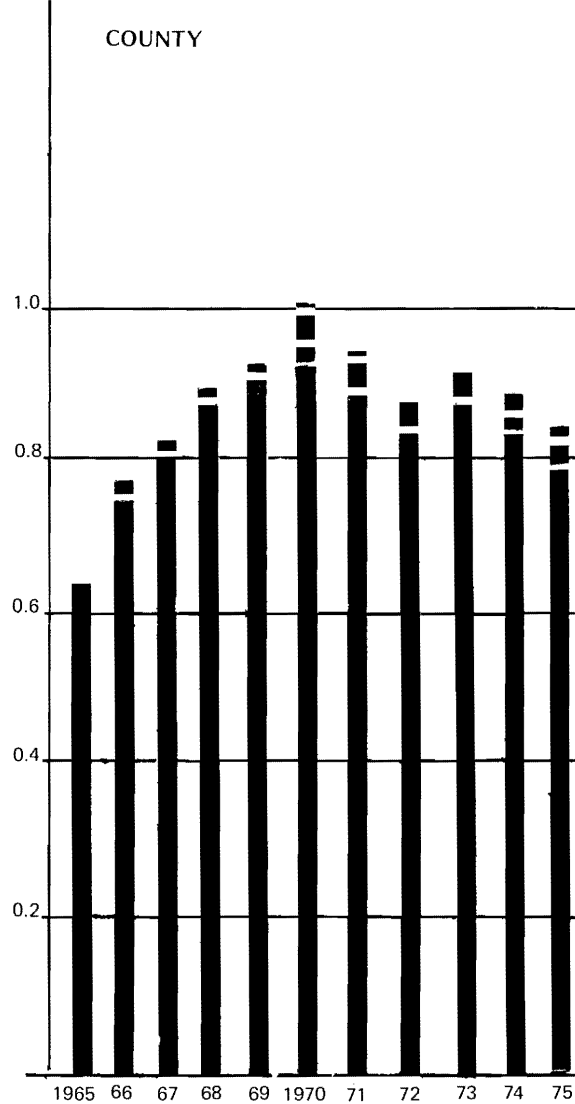
*Not included in totals.

DEBT TRENDS OF NEW JERSEY MUNICIPALITIES AND COUNTIES*

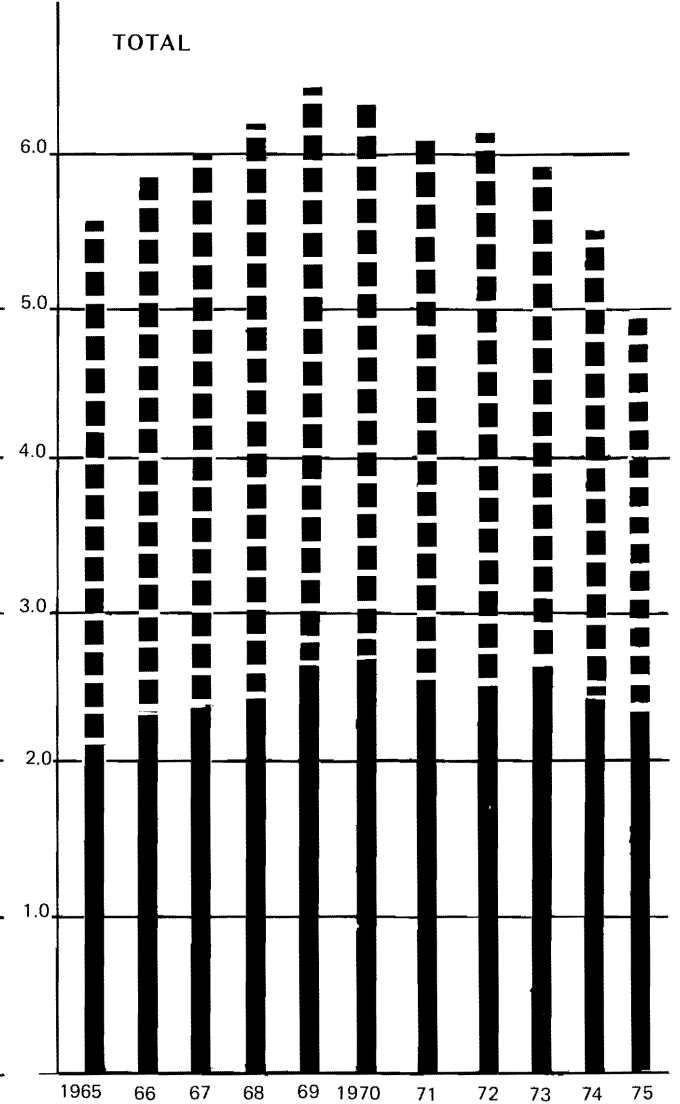
*EXPRESSED AS % OF EQUALIZED VALUATION BASIS (A 3-YEAR AVERAGE OF EQUALIZED VALUATION.)



	GROSS	NET
1965	4.90	1.46
1966	5.04	1.53
1967	5.15	1.53
1968	5.22	1.52
1969	5.43	1.69
1970	5.34	1.70
1971	5.16	1.65
1972	5.22	1.68
1973	4.86	1.60
1974	4.53	1.61
1975	4.13	1.53



	GROSS	NET
1965	0.63	0.63
1966	0.76	0.74
1967	0.82	0.80
1968	0.89	0.87
1969	0.92	0.91
1970	0.98	0.92
1971	0.93	0.89
1972	0.87	0.83
1973	0.93	0.88
1974	0.90	0.84
1975	0.83	0.79



	GROSS	NET
1965	5.53	2.09
1966	5.80	2.28
1967	5.97	2.33
1968	6.11	2.39
1969	6.35	2.60
1970	6.32	2.62
1971	6.09	2.55
1972	6.09	2.51
1973	5.79	2.48
1974	5.43	2.45
1975	4.96	2.32

NET
GROSS & NET

TABLE 6

STATEWIDE TRENDS IN STATUTORY NET CAPITAL DEBT

The following statement, showing the statutory net capital debt of counties and municipalities, represents the outstanding indebtedness authorized, including issued and unissued debt.

	<u>1971</u>	<u>1972</u>	<u>1973</u>	<u>1974</u>	<u>1975</u>
<u>Municipal Gross Debt</u>					
School	\$ 1,650,763,042	\$ 1,797,573,154	\$ 1,835,386,975	\$ 1,805,023,466	\$ 1,771,197,376
Utility	387,391,448	438,858,653	445,366,235	517,447,038	547,214,562
General	818,008,886	954,588,517	1,039,011,523	1,168,107,535	1,234,245,708
TOTAL	\$ 2,856,163,376	\$ 3,191,020,325	\$ 3,319,764,733	\$ 3,490,578,039	\$ 3,552,657,646
Statutory Deductions	1,949,457,046	2,164,599,625	2,223,155,629	2,246,073,738	2,233,993,981
Municipal Net Capital Debt	906,706,330	1,026,420,700	1,096,609,104	1,244,504,301	1,318,663,665
Percent of Net Debt -	1.65	1.68	1.60	1.62	1.53
 <u>County Gross Debt</u>					
Statutory Deductions	\$ 507,821,166	\$ 533,514,520	\$ 637,889,491	\$ 695,613,233	\$ 713,486,992
County Net Capital Debt	19,256,970	26,415,771	33,586,681	46,540,252	37,514,940
Percent of Net Debt	488,564,196	507,098,749	604,302,810	649,072,981	675,972,052
	0.89	0.83	0.88	0.84	0.79
 <u>Municipal and County Debt</u>					
Gross Capital Debt	\$ 3,363,984,544	\$ 3,724,534,845	\$ 3,957,654,224	\$ 4,186,191,272	\$ 4,266,144,638
Net Capital Debt	1,395,270,528	1,533,519,449	1,700,911,914	1,893,577,282	1,994,635,717
Percent of Net Debt	2.55	2.51	2.48	2.46	2.32
 Average of Three Years' Equalized Valuation					
	\$54,820,363,421	\$61,079,061,733	\$68,377,936,825	\$77,064,457,945	\$86,006,677,857

TABLE 7

TOTAL GROSS AND NET DEBT OF MUNICIPALITIES AND COUNTIES BY COUNTY FOR 1975

This table shows the total gross debt of municipalities and counties, the total net debt, and the percentage that net debt bears to the "equalized valuation basis" of the three preceding years real property.

(Amounts Rounded to Nearest Dollar)

COUNTY	GROSS DEBT			NET DEBT			% OF NET DEBT			EQUALIZED VALUATION BASIS
	(1) MUNICIPAL	(2) COUNTY	(3) TOTAL	(1) MUNICIPAL	(2) COUNTY	(3) TOTAL	(1) MUN.	(2) CO.	(3) TOT.	
Atlantic	\$ 83,022,289	\$ 11,529,586	\$ 94,551,875	\$ 34,309,424	\$ 11,233,522	\$ 45,542,946	1.85	0.60	2.45	\$ 1,857,770,317
Bergen	401,219,530	93,120,250	494,339,780	206,369,182	93,120,250	299,489,432	1.46	0.66	2.12	14,093,426,459
Burlington	137,315,495	28,893,079	166,208,574	39,401,794	28,802,060	68,203,854	1.25	0.92	2.17	3,140,685,840
Camden	173,353,673	56,658,392	230,012,065	49,567,936	51,895,004	101,462,040	1.19	1.25	2.44	4,152,105,475
Cape May	44,177,000	14,087,280	58,264,280	19,516,416	11,820,717	31,337,133	1.08	0.66	1.74	1,804,390,066
Cumberland	72,418,663	13,326,000	85,744,663	10,917,937	12,719,760	23,637,697	1.18	1.37	2.55	925,598,412
Essex	473,050,132	89,349,433	562,399,565	181,577,695	86,362,433	267,940,128	2.37	1.13	3.50	7,653,336,945
Gloucester	49,455,263	4,045,567	53,500,830	11,053,934	4,045,567	15,099,501	0.60	0.22	0.82	1,837,230,199
Hudson	284,797,230	40,737,969	325,535,199	111,399,406	38,725,327	150,124,733	2.63	0.91	3.54	4,242,993,528
Hunterdon	36,709,551	376,672	37,086,223	4,150,375	376,672	4,527,047	0.34	0.03	0.37	1,205,468,714
Mercer	126,589,546	48,491,944	175,081,490	53,098,361	43,806,944	96,905,305	1.69	1.40	3.09	3,134,470,393
Middlesex	344,654,463	84,366,164	429,020,627	142,633,397	81,544,374	224,177,771	1.88	1.07	2.95	7,595,967,886
Monmouth	273,908,790	39,557,000	313,465,790	102,468,443	33,753,000	136,221,443	1.80	0.59	2.39	5,700,312,022
Morris	287,439,403	55,113,654	342,553,057	96,116,579	55,017,024	151,133,603	1.58	0.91	2.49	6,073,073,859
Ocean	137,963,473	14,609,000	152,572,473	55,373,253	10,740,025	66,113,278	1.23	0.24	1.47	4,494,536,009
Passaic	226,047,153	35,509,040	261,556,193	67,806,698	35,509,040	103,315,738	1.36	0.71	2.07	4,988,916,008
Salem	14,778,879	1,673,568	16,452,447	4,210,747	1,280,736	5,491,483	0.83	0.25	1.08	509,628,671
Somerset	105,310,402	38,550,323	143,860,725	38,556,387	34,521,406	73,077,793	1.22	1.09	2.31	3,170,909,914
Sussex	45,795,883	8,985,887	54,781,770	5,205,776	8,532,091	13,737,867	0.39	0.63	1.02	1,343,701,515
Union	205,772,147	32,296,709	238,068,856	77,500,966	30,365,030	107,865,996	1.08	0.42	1.50	7,163,391,758
Warren	28,878,681	2,209,475	31,088,156	7,428,959	1,801,070	9,230,029	0.81	0.20	1.01	918,763,867
TOTAL	\$3,552,657,646	\$713,486,992	\$4,266,144,638	\$1,318,663,665	\$675,972,052	\$1,994,635,717	1.53	0.79	2.32	\$86,006,677,857

TABLE 8
AUTHORITY DEBT - DECEMBER 31, 1975

The following tabulation represents the outstanding capital debt of the respective Authorities of the local units. These data were taken from reports of audit filed with the Division pursuant to law. They are only as complete as the source information was available for reporting. While these Authorities operated on various fiscal year bases, the figures shown have been projected to reflect a comparable amount at December 31st.

<u>AUTHORITY</u>	<u>TYPE</u>	<u>AMOUNT</u>	<u>AUTHORITY</u>	<u>TYPE</u>	<u>AMOUNT</u>
Asbury Park City	P	\$ 620,000	Deptford Twp	MU	\$ 8,315,000
Atlantic City	P	371,547	Dover Twp	P	19,730
Atlantic County	CI	22,600,000	Dover Twp	S	29,890,000
Atlantic County	S	37,750,000	Dunellen Boro	P	NONE
Atlantic Highlands-Highlands	S	252,400	East Brunswick Twp.	S	5,205,000
Avalon Boro	S	NONE	East Orange City*	P	420,819
Bayonne City	P	NONE	East Rutherford B	S	7,700,000
Bayshore Regional	S	8,200,000	East Windsor Twp	MU	9,600,000
Beach Haven Boro.	S	425,000	Eatontown Boro**	S	1,339,000
Beachwood Boro	S	250,000	Edgewater Park Twp	S	185,000
Bellmawr Boro	S	1,330,000	Egg Harbor Twp	MU	1,750,000
Bergen County	S	94,737,000	Elizabeth City	P	1,570,000
Berkeley Twp.	S	3,245,000	Essex County	CI	NONE
Berlin Twp	MU	110,000	Evesham Twp	MU	315,000
Bernards Twp.	S	2,175,000	Ewing-Lawrence Twps	S	18,037,128
Beverly City	S	162,000	Florham Park Boro	S	3,790,000
Boonton Town	P	55,504	Fort Lee Boro	P	NONE
Brick Twp	MU	26,805,000	Franklin Twp (SOM)	S	6,297,000
Bridgewater Twp*	S	5,963,000	Gloucester City	S	790,000
Buena Boro	MU	1,367,492	Gloucester County	S	18,000,000
Camden County	MU	9,275,000	Gloucester Twp	MU	5,055,000
Cape May County	MU	3,175,000	Hackettstown Twpn	P	NONE
Carlstadt Boro	S	4,875,000	Hackettstown Town	MU	6,915,000
Cinnaminson Twp	S	2,689,000	Hamilton Twp (Atl)	MU	2,440,000
Clayton Boro.	S	1,030,000	Hammonton Town	P	NONE
Clementon Boro	S	1,006,000	Hanover Twp	S	4,495,000
Cumberland County	S	3,000,000	Hazlet Twp S	S	8,350,000
Delanco Twp	S	7,500	Hillsborough Twp.	MU	6,450,000
Delaware Twp. (Hunt)	MU	198,000	Hoboken City	P	8,425,000
Delran Twp	S	2,518,000	Hopewell Twp (Mer)	MU	NONE

TABLE 8
AUTHORITY DEBT - DECEMBER 31, 1975 - CONTINUED

<u>AUTHORITY</u>	<u>TYPE</u>	<u>AMOUNT</u>	<u>AUTHORITY</u>	<u>TYPE</u>	<u>AMOUNT</u>
Irvington Town	P	\$ 2,740,000	Mount Laurel Twp	MU	\$ 5,299,036
Jackson Twp	MU	2,231,000	Musconetcong (Stanhope)	S	901,000
Jersey City	IN	1,085,000	National Park Boro	MU	531,000
Jersey City	P	2,569,000	Neptune Twp	S	31,440,232
Jersey City	S	24,985,000	New Brunswick City	P	3,100,000
Lacey Twp	MU	NONE	Newark City	P	4,500,000
Lakeland Reg.	SWM	NONE	Newton Town	P	95,950
Lakewood Twp. Reg.	MU	3,300,000	North Plainfield Boro	P	18,055
Lambertville City	S	850,000	Northeast Monmouth Reg.	S	17,870,000
Landis (Vineland)	S	9,209,000	Northwest Bergen Reg	S	21,095,000
Laurel Springs B	S	419,000	Ocean City	P	244,000
Linden-Roselle	S	1,634,000	Ocean County Regional	S	32,000,000
Lindenwold Boro	MU	3,025,000	Ocean Twp (Mon)	S	9,170,000
Logan Twp	MU	4,000,000	Ocean Twp (Ocean)	MU	878,423
Long Beach Twp	S	2,171,000	Paterson City	P.	9,155,000
Long Branch City	S	6,842,000	Pemberton Twp	MU	7,150,000
Lower Twp	MU	12,650,000	Penns Grove Boro	S	905,000
Lumberton Twp	MU	880,000	Pennsauken Twp	S	1,675,000
Madison Twp (Old Bridge)	MU	14,369,000	Pennsville Twp	S	3,450,000
Magnolia Boro	S	217,000	Pequannock, Lincoln Park Frlid.	S	16,850,000
Manasquan River Reg.	S	300,000	Perth Amboy City	P	1,630,000
Manchester Twp	MU	NONE	Pine Hill Boro	MU	2,102,000
Marlboro Twp	MU	1,425,000	Plainfield City	P	1,607,000
Matawan Twp	MU	5,555,000	Point Pleasant Beach Boro	P	NONE
Mercer County	CI	NONE	Pompton Lakes Boro	MU	4,545,000
Metuchen Boro	P	640,000	Rahway City	P	NONE
Middlesex County	S	44,517,000	Rahway Valley Regional	S	10,275,000
Middletown Twp	S	36,734,008	Raritan Twp Regional	MU	2,830,000
Monmouth Co Bayshore Outfall	S	3,613,567	Ringwood Boro	S	7,400,000
Monroe Twp (Glo)	MU	1,035,000	Ringwood Boro	SWM	NONE
Monroe Twp (Midd)	MU	3,000,000	Riverside Twp	S	356,000
Montville Twp	MU	6,280,000	Rockleigh Boro	S	111,715
Morris County	MU	10,000,000	Runnemede Boro	S	922,000
Morristown Town	P	1,775,000	Ship Bottom Boro	S	455,000
Mount Holly Twp	S	746,000	Somers Point City	S	2,555,000

TABLE 8
AUTHORITY DEBT - DECEMBER 31, 1975-CONCLUDED

<u>AUTHORITY</u>	<u>TYPE</u>	<u>AMOUNT</u>
Somerset-Raritan Valley	S	\$ 5,185,000
South Monmouth Regional	S	7,800,000
South Toms River	S	200,000
Stafford Twp	MU	1,762,000
Stratford Boro	S	1,192,000
Sussex County	MU	NONE
Trenton City	P	4,625,000
Tuckerton Boro	MU	665,000
Union City	P	385,705
Upper Penns Neck Twp	S	1,615,000
Warren Township	S	NONE
Washington Boro	P	101,250
Washington Twp (Glo)	MU	3,740,000
Washington Twp (Mercer)	MU	NONE
Washington Twp (Morris)	MU	880,000
weehawken Twp	P	NONE
Western Monmouth County	MU	12,250,000
West Milford Twp	MU	875,000
west New York Town	P	374,000
West Windsor Twp	P	NONE
Wharton Boro	S	935,000
Wildwood City	P	325,000
Willingboro Boro	MU	9,810,000
Woodbine Boro	MU	233,439
Woodstown Boro	S	43,000
Wrightstown Boro	MU	473,333
TOTAL		\$846,776,833

CODE: CI-County Improvement; IN-Incinerator; MU-Municipal Utilities; P-Parking;
S-Sewerage; R-Recreation; SWM-Solid Waste Management

*Bonds issued by municipality-debt service obligation of Authority.
**\$189,000 issued by municipality debt service obligation of Authority.

TABLE 9
TRENDS IN CURRENT AND DELINQUENT LOCAL PROPERTY TAXES
(AN HISTORICAL TABLE SHOWING LEVIES, COLLECTIONS, AND DELINQUENCIES SINCE 1960)

Year	C U R R E N T					D E L I N Q U E N T			
	Total Tax Levy	Cash Collections Amount	%	% of Levy Cancelled or Adjusted	Outstanding Dec. 31 Amount	%	Delinquent Taxes (All Years) *	Outstanding Dec. 31 Tax Title Liens	Foreclosed Property
1960	848,528,476	798,260,314	94.07	0.96	42,187,688	4.97	59,239,115	16,240,356	59,054,968
1961	912,677,707	851,429,188	93.28	1.75	45,328,426	4.97	66,779,878	14,697,894	59,560,406
1962	987,080,640	927,151,386	93.93	1.05	49,525,947	5.02	72,327,411	15,182,757	63,684,036
1963	1,052,458,731	990,206,841	94.08	0.98	52,040,734	4.94	77,268,151	16,222,877	64,578,199
1964	1,143,552,303	1,074,595,370	93.97	1.13	56,080,851	4.90	79,538,904	18,782,405	64,982,706
1965	1,224,061,710	1,150,565,415	94.00	1.13	59,579,955	4.87	87,975,860	20,361,390	59,523,484
1966	1,263,399,102	1,190,449,678	94.22	1.03	60,003,555	4.75	89,402,620	21,136,094	58,087,115
1967	1,435,708,258	1,349,799,399	94.01	0.88	73,385,248	5.11	104,722,596	20,908,759	60,516,430
1968	1,545,813,848	1,462,750,500	94.63	0.78	70,990,292	4.59	105,550,670	25,241,561	50,816,494
1969	1,706,031,717	1,615,192,974	94.68	0.95	74,599,330	4.37	108,351,141	30,527,868	51,935,697
1970	1,965,610,339	1,857,735,761	94.51	0.98	88,834,447	4.51	116,331,182	36,453,999	54,080,687
1971	2,228,700,613	2,107,940,802	94.58	0.64	96,297,126	4.32	123,331,414	43,110,986	58,023,891
1972	2,452,254,384	2,323,698,669	94.76	0.55	102,686,227	4.19	130,638,352	48,363,795	67,890,472
1973	2,598,745,142	2,465,654,270	94.87	0.57	108,651,329	4.18	136,402,145	57,401,373	77,806,556
1974	2,779,195,767	2,629,046,026	94.60	0.69	127,539,699	4.59	162,304,272	60,106,637	97,451,943
1975	3,029,408,635	2,853,776,163	94.20	0.70	145,052,461	4.79	185,521,327	72,442,111	102,078,118

* Includes December 31st figures of current year.

TABLE 10
SPECIAL DISTRICT TAXES LEVIED IN 1974

This table presents a tabulation of special district taxes levied upon a portion of the municipalities listed for the specific services - Fire, (G) Garbage, (L) Light, (W) Water, (C) Commons. These taxes and obligations are the sole responsibility of the special districts; operations cause no liability for the balance of the municipality. The parenthetical figures denote the number of districts.

MUNICIPALITY		FIRE	OTHER	TOTAL TAX LEVY	MUNICIPALITY		FIRE	OTHER	TOTAL TAX LEVY
Berkeley Twp.	(1)	77,868.00		(1) 77,868.00	Mansfield Twp. (Burl)	(1)	\$ 1,200.00		(1) \$ 1,200.00
Berlin Twp.	(1)	23,475.00		(1) 23,475.00	Marlboro Twp.	(3)	203,030.00		(3) 203,030.00
Brick Twp.	(3)	495,250.00		(3) 495,250.00	Matawan Twp.	(2)	168,497.13		(2) 168,497.13
Bridgewater Twp.	(4)	149,575.00	G (1) 39,000.00	(5) 188,575.00	Maurice River Twp.	(1)	2,500.00		(1) 2,500.00
Buena Boro.	(2)	28,200.00		(2) 28,200.00	Middle Twp.	(3)	124,375.00		(3) 124,375.00
Buena Vista Twp.	(1)	54,550.00	L (1) 11,975.00	(2) 66,525.00					
Cherry Hill Twp.	(7)	1,077,001.03		(7) 1,077,001.03	Middletown Twp.			G (7) \$ 536,203.62	(7) 536,203.62
Chesterfield Twp.	(2)	36,231.15		(2) 36,231.15	Montville Twp.	(1)	227,556.50		(1) 227,556.50
Commercial Twp.	(3)	47,500.50	L (3) 20,000.00	(6) 67,500.50	Moorestown Twp.	(2)	205,214.00		(2) 205,214.00
Delanco Twp.	(1)	29,600.00		(1) 29,600.00	Mt. Olive			G (1) 179,512.00	
Delran Twp.	(1)	126,367.30		(1) 126,367.30	Mt. Olive			L (2) 18,995.79	(3) 198,507.79
Dennis Twp.	(1)	5,800.00	L (2) 4,700.00	(3) 10,500.00	Neptune Twp.	(2)	314,400.00		(2) 314,400.00
Deptford Twp.	(1)	196,378.00		(1) 196,378.00	Ocean Twp. (Mon)	(2)	216,625.00		(2) 216,625.00
Dover Twp.	(2)	488,800.00		(2) 488,800.00	Old Bridge Twp.	(1)	496,789.16	G (1) 238,000.00	(2) 734,789.16
Downe Twp.	(3)	26,501.25		(3) 26,501.25	Parsippany Troy Hills	(6)	332,430.00	G (2) 537,934.12	(8) 870,364.12
Edgewater Park Twp.	(1)	32,495.00		(1) 32,495.00	Piscataway Twp.	(3)	333,348.00		(3) 333,348.00
Edison Twp.			G (1) 1,014,357.27	(1) 1,014,357.27	Pittsgrove Twp.	(3)	38,765.00	L (4) 5,000.00	(7) 43,765.00
Evesham Twp.	(1)	179,466.00		(1) 179,466.00	Princeton Twp.			G (5) 28,500.00	(5) 28,500.00
Franklin Twp (Glo.)	(4)	83,260.00		(4) 83,260.00	Randolph Twp.			L (1) 15,981.63	(1) 15,981.63
Franklin Twp (Som.)	(3)	239,601.44		(3) 239,601.44	Sparta Twp.	(3)	239,601.44	W (1) 6,000.00	(1) 6,000.00
Freehold Twp.	(2)	154,340.00		(2) 154,340.00	Trenton City			C (1) 75,000.00	(1) 75,000.00
Gloucester Twp.	(4)	426,532.83		(4) 426,532.83	Upper Twp.	(4)	52,064.65		(4) 52,064.65
Haddon Twp.	(4)	101,445.00		(4) 101,445.00	Vineland City			G (1) 183,308.00	(1) 183,308.00
Hamilton Twp (Mer.)	(9)	768,417.00		(9) 768,417.00	Voorhees Twp.	(4)	133,115.89	W (3) 8,000.00	(7) 141,115.89
Hanover Twp.	(1)	163,559.98		(1) 163,559.98	Wall Twp.	(3)	79,670.00		(3) 79,670.00
Harding Twp.			L (1) 2,000.00	(1) 2,000.00	Washington Twp (Glo)	(1)	168,813.00		(1) 168,813.00
Howell Twp.	(5)	198,346.83		(5) 198,346.83	Washington Twp (Mor)			L (1) 2,000.00	(1) 2,000.00
Jackson Twp.	(4)	230,825.10	L (1) 56,988.00	(5) 287,813.10	Wayne Twp.			L (1) 3,677.74	(1) 3,677.74
Jefferson Twp.			L (5) 12,800.00	(5) 12,800.00	Woodbridge Twp.	(12)	1,576,260.65		(12) 1,576,260.65
Lower Twp.	(3)	80,100.00		(3) 80,100.00					
Manalapan Twp.	(2)	132,473.33		(2) 132,473.33					
					TOTALS		\$10,328,613.72	\$2,999,933.17	\$13,328,546.89

TABLE 11

EQUALIZED PROPERTY TAX RATES

The equalized property tax rates for selected years are shown below for all municipalities by County area. These tax rates are the result of multiplying the general tax rate by the ratio of assessed to true value as certified by the Director of Taxation on October 1st of each year pursuant to statute. Thus, the table shows the tax rate that would be applied if the assessment level were 100 percent. This permits ready comparison of the tax trends of New Jersey's local units.

ATLANTIC COUNTY	1971	1972	1973	1974	1975	BERGEN (CON'T)	1971	1972	1973	1974	1975
Absecon City	3.63	3.43	3.10	2.88	3.10	E. Rutherford Boro.	2.57	2.50	2.11	1.47	1.31
Atlantic City	5.13	5.18	5.11	5.74	5.87	Edgewater Boro.	1.95	1.71	1.83	2.64	2.51
Brigantine City	2.85	2.98	2.78	2.46	2.40	Elmwood Park Boro.	2.47	2.58	2.28	2.02	1.94
Buena Boro.	2.53	2.83	3.76	2.99	2.89	Emerson Boro.	3.45	3.41	3.13	3.07	3.11
Buena Vista Twp.	3.56	3.77	4.16	2.96	3.16	Englewood City	3.97	3.83	3.85	4.01	3.84
Corbin City	2.81	2.69	2.83	2.43	2.78	Englewood Cliffs Boro.	1.75	1.77	1.66	1.75	1.79
Egg Harbor City	5.80	5.23	4.84	4.46	4.07	Fair Lawn Boro.	3.05	3.03	2.98	2.92	2.85
Egg Harbor Twp.	3.07	2.97	2.69	2.56	2.23	Fairview Boro.	2.10	2.19	2.03	2.14	2.08
Estell Manor City	2.71	2.79	2.18	2.38	2.65	Fort Lee Boro.	2.32	2.19	2.03	1.82	1.76
Folsom Boro.	3.41	3.32	3.15	2.89	3.37	Franklin Lakes Boro.	2.57	2.55	2.53	2.42	2.25
Galloway Twp.	4.25	3.72	3.19	3.04	2.67	Garfield City	2.43	2.37	2.20	2.28	2.19
Hamilton Twp.	3.77	2.54	2.79	2.65	2.88	Glen Rock Boro.	3.74	3.79	3.57	3.24	3.38
Hammononton Town	3.84	3.67	3.67	3.57	3.49	Hackensack City	3.19	3.12	3.23	3.06	2.91
Linwood City	3.85	4.11	3.96	3.73	3.71	Harrington Park Boro.	3.44	3.44	3.15	3.14	3.14
Longport Boro.	2.25	2.02	2.10	2.10	2.24	Hasbrouck Heights Boro.	2.54	2.59	2.41	2.44	2.32
Margate City	2.63	2.82	2.59	2.59	2.39	Haworth Boro.	3.29	3.62	3.27	2.98	2.64
Mullica Twp.	4.08	4.07	4.20	3.33	3.48	Hillsdale Boro.	3.61	3.56	3.51	3.29	3.26
Northfield City	3.90	3.97	3.79	3.45	3.63	Hohokus Boro.	2.43	2.67	2.54	2.44	2.39
Pleasantville City	5.13	4.51	4.08	3.69	4.20	Leonora Boro.	3.30	3.28	3.04	3.03	3.06
Port Republic City	3.16	2.25	2.10	2.21	2.01	Little Ferry Boro.	2.46	2.44	2.34	2.15	2.33
Somers Point City	3.90	3.83	3.53	3.08	3.30	Lodi Boro.	2.93	3.02	2.59	2.62	2.83
Ventnor City	3.36	3.11	2.88	2.88	2.88	Lyndhurst Twp.	2.16	1.76	1.66	1.76	1.76
Weymouth Twp.	3.77	3.56	3.51	2.92	3.23	Mahwah Twp.	2.62	2.48	2.57	2.57	2.44
BERGEN COUNTY						Maywood Boro.	3.16	3.17	2.95	2.64	2.60
Allendale Boro.	3.41	3.62	3.52	3.82	3.77	Midland Park Boro.	4.02	3.77	3.43	3.14	2.97
Alpine Boro.	1.65	1.67	1.65	1.68	1.66	Montvale Boro.	2.76	2.92	3.02	3.02	2.66
Bergenfield Boro.	3.59	3.57	3.49	3.35	3.19	Moonachie Boro.	1.55	1.62	1.32	1.43	1.26
Bogota Boro.	3.45	3.34	3.21	3.19	3.26	New Milford Boro.	3.40	3.39	3.09	3.14	3.10
Carlstadt Boro.	1.27	1.68	1.49	1.32	1.50	North Arlington Boro.	2.62	2.47	2.26	2.33	2.36
Cliffside Park Boro.	2.47	2.49	2.51	2.33	2.29	Northvale Boro.	3.04	3.05	2.85	2.35	2.79
Closter Boro.	3.31	3.09	2.94	2.72	2.82	Norwood Boro.	2.84	2.88	2.78	2.60	2.78
Cresskill Boro.	2.87	3.04	2.96	2.92	2.83	Oakland Boro.	3.90	4.04	3.77	3.98	4.03
Demarest Boro.	3.26	3.10	3.19	3.20	3.17	Old Tappan Boro.	3.06	2.87	2.88	2.80	2.69
Dumont Boro.	3.49	3.54	3.43	3.33	3.39	Oradell Boro.	2.77	2.74	2.65	2.55	2.57
						Palisades Park Boro.	2.86	2.71	2.51	2.40	2.57

TABLE 11 (con't)

EQUALIZED PROPERTY TAX RATES

<u>BERGEN (con't)</u>	<u>1971</u>	<u>1972</u>	<u>1973</u>	<u>1974</u>	<u>1975</u>	<u>BURLINGTON (con't)</u>	<u>1971</u>	<u>1972</u>	<u>1973</u>	<u>1974</u>	<u>1975</u>
Paramus Boro.	2.59	2.60	2.53	2.40	2.30	Hainesport Twp.	4.22	3.61	3.17	2.93	3.04
Park Ridge Boro.	3.84	3.81	3.50	3.68	3.44	Lumberton Twp.	4.01	4.00	3.32	2.89	2.53
Ramsey Boro.	3.31	3.09	2.88	3.01	3.13	Mansfield Twp.	2.51	2.50	2.23	1.81	1.76
Ridgefield Boro.	1.11	1.10	1.00	0.85	0.79	Maple Shade Twp.	3.83	3.44	2.85	2.95	3.04
Ridgefield Park Vill.	3.45	3.33	3.22	3.07	3.12	Medford Twp.	3.32	3.15	3.14	2.95	2.81
Ridgewood Vill.	3.95	3.94	3.84	3.67	3.56	Medford Lakes Boro.	3.95	3.72	3.56	3.27	3.27
River Edge Boro.	3.17	2.97	2.91	2.87	2.73	Moorestown Twp.	3.78	3.49	3.40	3.18	3.01
River Vale Twp.	3.75	3.69	3.47	3.43	3.44	Mount Holly Twp.	4.97	4.84	4.44	3.95	3.68
Rochelle Park Twp.	2.42	2.34	2.10	1.85	1.71	Mount Laurel Twp.	3.66	3.38	3.49	3.19	3.22
Rockleigh Boro.	0.65	0.53	0.63	0.51	0.81	New Hanover Twp.	0.66	1.04	1.37	1.30	2.18
Rutherford Boro.	3.01	2.90	2.74	2.63	2.43	North Hanover Twp.	2.22	1.99	1.69	1.40	1.72
Saddle Brook Twp.	2.60	2.69	2.41	2.10	1.98	Palmyra Boro.	3.39	3.08	2.96	2.63	2.77
Saddle River Boro.	1.69	1.67	1.65	1.54	1.54	Pemberton Boro.	3.41	2.86	2.78	2.59	2.78
South Hackensack Twp.	1.91	1.95	1.98	1.92	1.69	Pemberton Twp.	2.76	2.63	2.48	2.04	2.34
Teaneck Twp.	3.61	3.73	3.77	3.69	3.85	Riverside Twp.	3.28	3.20	2.97	3.01	3.41
Tenafly Boro.	3.14	3.23	3.28	3.36	3.38	Riverton Boro.	3.85	3.56	3.18	3.12	3.22
Teterboro Boro.	0.68	0.68	0.69	0.60	0.62	Shamong Twp.	3.89	3.30	3.09	2.33	2.62
Upper Saddle River	3.12	3.07	2.78	2.64	2.49	Southampton Twp.	3.13	2.64	2.23	1.72	1.83
Waldwick Boro.	4.57	4.48	4.36	3.80	3.67	Springfield Twp.	2.69	2.64	2.58	1.83	2.18
Wallington Boro.	2.02	1.96	1.89	2.07	2.06	Tabernacle Twp.	3.30	2.88	3.15	2.29	2.72
Washington Twp.	3.07	3.16	3.26	3.23	3.31	Washington Twp.	1.93	2.68	1.79	1.73	2.24
Westwood Boro.	3.18	3.14	3.12	2.88	2.98	Westampton Twp.	3.70	3.71	3.02	2.79	3.25
Woodcliff Lake Boro.	3.45	3.29	3.39	3.40	3.32	Willingboro Twp.	4.36	4.02	3.90	3.29	3.63
Wood-Ridge Boro.	2.09	1.98	1.84	1.97	2.33	Woodland Twp.	3.29	3.13	2.82	2.63	1.53
Wyckoff Twp.	3.07	3.06	3.02	2.77	2.61	Wrightstown Boro.	2.10	2.34	2.22	2.59	2.46
BURLINGTON COUNTY						CAMDEN COUNTY					
Bass River Twp.	2.79	2.57	2.37	2.05	2.02	Audubon Boro.	3.86	3.91	3.65	3.29	3.49
Beverly City	4.16	4.00	3.93	3.57	3.22	Audubon Park Boro.	9.78	10.21	10.11	8.78	9.39
Bordentown City	4.61	4.59	4.47	4.17	3.99	Barrington Boro.	3.68	3.34	3.45	3.51	3.44
Bordentown Twp.	3.24	3.20	2.85	2.66	3.08	Bellmawr Boro.	3.71	3.86	3.08	3.08	3.45
Burlington City	2.36	2.30	2.22	1.85	1.71	Berlin Boro.	3.38	3.61	3.25	3.13	3.13
Burlington Twp.	3.54	2.91	2.49	2.64	2.65	Berlin Twp.	3.92	4.09	3.35	2.90	2.85
Chesterfield Twp.	3.16	2.93	2.82	2.43	2.50	Brooklawn Boro.	3.40	3.18	3.26	2.62	2.88
Cinnaminson Twp.	3.74	3.33	3.21	3.02	2.95	Camden City	5.27	6.54	6.08	5.65	5.29
Delanco Twp.	3.26	3.46	2.89	2.90	2.97	Cherry Hill Twp.	3.77	3.98	3.80	3.52	3.49
Delran Twp.	3.44	3.34	3.04	2.67	2.78	Chesilhurst Boro.	3.95	5.66	3.80	3.45	4.21
Eastampton Twp.	4.18	4.10	3.64	2.75	3.12	Clementon Boro.	4.02	4.45	3.26	3.09	3.06
Edgewater Park Twp.	3.65	3.63	3.14	3.09	3.15	Collingswood Boro.	3.80	3.77	3.60	3.50	3.49
Evesham Twp.	2.85	2.95	2.79	2.52	2.71	Gibbsboro Boro.	4.31	4.13	3.74	3.09	3.24
Fieldsboro Boro.	3.93	3.95	4.01	3.40	3.29	Gloucester City	3.74	4.05	3.81	3.33	3.60
Florence Twp.	3.18	3.33	2.85	2.41	2.51	Gloucester Twp.	4.26	3.87	3.47	3.34	3.49

TABLE 11 (con't)

EQUALIZED PROPERTY TAX RATES

<u>CAMDEN (CON'T)</u>	<u>1971</u>	<u>1972</u>	<u>1973</u>	<u>1974</u>	<u>1975</u>	<u>CUMBERLAND COUNTY</u>	<u>1971</u>	<u>1972</u>	<u>1973</u>	<u>1974</u>	<u>1975</u>
Haddon Twp.	3.60	3.58	3.29	3.15	3.23	Bridgeton City	5.03	5.02	4.96	4.39	4.45
Haddonfield Boro.	3.59	3.58	3.32	3.30	3.31	Commercial Twp.	4.52	3.92	3.45	3.22	3.48
Haddon Heights Boro.	3.78	3.75	3.33	3.20	3.27	Deerfield Twp.	2.90	3.25	4.11	3.39	3.73
Hi-Nella Boro.	3.17	2.89	3.38	3.57	3.90	Downe Twp.	4.19	4.64	4.36	3.24	2.82
Laurel Springs Boro.	3.19	3.51	3.22	3.01	2.94	Fairfield Twp.	3.57	3.73	3.11	2.78	3.09
Lawnside Boro.	3.19	4.29	4.60	4.26	4.11	Greenwich Twp.	3.38	3.76	4.38	3.17	3.33
Lindenwold Boro.	3.91	3.72	3.21	2.36	2.83	Hopewell Twp.	3.59	3.54	3.45	2.78	3.20
Magnolia Boro.	4.10	4.06	3.40	3.35	3.68	Lawrence Twp.	4.99	4.54	4.43	1.48	3.21
Merchantville Boro.	3.49	3.64	3.63	3.45	3.54	Maurice River Twp.	3.72	3.87	3.51	3.09	3.68
Mount Ephraim Boro.	3.11	3.41	3.08	3.07	2.97	Millville City	4.57	4.70	4.06	3.76	3.82
Caklyn Boro.	3.53	3.24	3.12	3.25	3.05	Shiloh Boro.	4.32	3.47	3.76	3.10	4.03
Pennsauken Twp.	2.96	3.23	2.95	2.68	3.10	Stow Creek Twp.	3.05	3.63	3.36	3.30	3.29
Pine Hill Boro.	4.84	4.88	3.61	3.09	3.79	Upper Deerfield Twp.	3.22	2.38	2.79	2.56	2.59
Pine Valley Boro.	2.59	2.74	2.90	3.13	3.22	Vineland City	4.12	3.95	4.05	3.26	3.49
Runnemede Boro.	3.42	3.32	3.13	2.83	2.98						
Somerdale Boro.	3.99	4.06	3.83	3.46	3.56	<u>ESSEX COUNTY</u>					
Stratford Boro.	3.70	3.51	3.20	3.11	3.26	Belleville Town	4.49	4.47	4.26	4.22	4.24
Tavistock Boro.	1.84	1.65	1.59	1.61	2.23	Bloomfield Town	4.24	4.29	4.23	4.22	4.22
Voorhees Twp.	3.19	2.37	2.72	2.27	1.99	Caldwell Boro.	4.92	4.49	4.34	4.37	4.28
Waterford Twp.	4.32	3.67	3.12	2.70	2.90	Cedar Grove Twp.	3.94	3.47	3.23	3.12	3.07
Winslow Twp.	3.52	3.87	3.35	3.04	2.70	East Orange City	7.32	7.11	7.26	7.74	8.08
Woodlynne Boro.	4.28	4.48	4.24	3.86	4.36	Essex Fells Boro.	3.49	3.37	3.23	3.10	3.05
<u>CAPE MAY COUNTY</u>						Fairfield Boro.	3.70	3.33	2.98	2.83	2.85
Avalon Boro.	1.85	2.01	1.75	1.43	1.35	Glen Ridge Boro.	6.13	6.03	5.85	5.89	5.80
Cape May City	4.17	3.71	2.99	2.71	2.53	Irvington Town	5.45	5.39	5.07	4.92	5.03
Cape May Point Boro.	2.00	2.18	1.70	1.56	1.41	Livingston Twp.	3.86	3.61	3.23	3.06	3.24
Dennis Twp.	2.34	2.65	2.26	2.23	2.10	Maplewood Twp.	4.97	5.01	4.75	4.46	4.49
Lower Twp.	2.88	2.80	2.61	2.52	2.37	Millburn Twp.	3.33	3.33	3.06	3.02	3.35
Middle Twp.	3.31	3.07	2.88	2.78	2.81	Montclair Town	4.96	5.17	4.89	4.81	4.92
North Wildwood City	2.48	2.31	2.07	2.02	1.76	Newark City	7.20	7.65	7.16	6.08	7.14
Ocean City	2.45	2.47	2.11	1.80	1.75	North Caldwell Boro.	4.71	4.66	4.46	4.28	4.20
Sea Isle City	2.34	2.00	1.72	1.41	1.59	Nutley Town	3.70	3.79	3.62	3.51	3.35
Stone Harbor Boro.	1.17	1.15	1.07	1.06	1.09	Orange City	6.99	6.76	7.30	7.46	7.40
Upper Twp.	0.73	0.65	0.57	0.61	0.57	Roseland Boro.	3.87	4.11	4.02	3.69	3.54
West Cape May Boro.	4.33	3.51	3.27	2.98	3.37	South Orange Village	5.06	5.20	5.07	4.93	4.85
West Wildwood Boro.	2.55	2.29	2.35	2.43	2.21	Verona Boro.	4.23	3.98	3.84	3.80	3.82
Wildwood City	3.05	3.07	3.08	2.94	2.63	West Caldwell Boro.	4.13	4.06	3.91	4.03	3.85
Wildwood Crest Boro.	1.99	2.00	1.93	1.92	1.81	West Orange Town.	4.86	4.60	4.52	4.37	4.50
Woodbine Boro.	4.95	6.28	4.48	3.50	3.69						

TABLE II (Con't)
EQUALIZED PROPERTY TAX RATES

<u>GLOUCESTER COUNTY</u>	<u>1971</u>	<u>1972</u>	<u>1973</u>	<u>1974</u>	<u>1975</u>	<u>HUNTERDON Con't)</u>	<u>1971</u>	<u>1972</u>	<u>1973</u>	<u>1974</u>	<u>1975</u>
Clayton Boro.	3.60	3.64	3.32	2.64	2.87	Bloomsbury Boro.	3.10	3.02	3.12	2.58	2.60
Deptford Twp.	2.93	3.53	3.24	2.88	2.74	Califon Boro.	3.28	3.20	3.06	3.28	3.43
East Greenwich Twp.	2.94	2.78	2.82	2.72	2.77	Clinton Town	3.82	3.27	3.78	3.09	3.34
Elk Twp.	3.34	3.11	2.66	2.23	2.22	Clinton Twp.	3.23	3.12	3.13	3.28	3.28
Franklin Twp.	3.97	3.53	3.01	2.26	2.05	Delaware Twp.	3.21	3.10	2.83	2.70	2.88
Glassboro Boro.	4.30	4.05	4.03	3.82	3.75	East Amwell Twp.	2.69	2.99	2.71	2.63	2.62
Greenwich Twp.	2.16	1.82	1.84	1.61	1.90	Flemington Boro.	2.79	2.77	3.38	2.88	2.56
Harrison Twp.	3.30	3.63	1.94	2.58	2.74	Franklin Twp.	2.92	2.46	2.33	2.48	2.62
Logan Twp.	2.55	2.78	2.74	1.84	2.24	Frenchtown Boro.	4.44	3.11	2.98	3.22	3.33
Mantua Twp.	3.84	3.30	3.00	2.68	2.94	Glen Gardner Boro.	4.00	3.94	3.68	4.06	3.99
Monroe Twp.	4.08	3.84	3.12	2.57	2.09	Hampton Boro.	4.99	4.37	3.55	3.41	3.45
National Park Boro.	4.07	3.60	3.63	3.03	3.13	High Bridge Boro.	4.12	3.98	3.90	3.54	3.75
Newfield Boro.	3.41	3.22	3.91	3.46	3.38	Holland Twp.	1.34	1.20	1.60	1.46	1.08
Paulsboro Boro.	3.94	3.86	3.90	3.27	2.90	Kingwood Twp.	2.80	2.48	2.52	2.41	2.61
Pitman Boro.	4.35	4.12	3.62	3.50	3.43	Lambertville City	4.86	4.21	3.60	3.61	3.36
South Harrison Twp.	3.32	3.62	3.59	2.29	2.73	Lebanon Boro.	3.13	3.50	2.89	2.77	3.06
Swedesboro Boro.	3.84	4.12	3.72	3.26	3.48	Lebanon Twp.	2.99	2.40	2.25	2.27	2.26
Washington Twp.	3.79	3.76	3.07	2.95	2.84	Milford Boro.	2.52	3.05	2.78	2.48	2.60
Wenonah Boro.	3.52	3.31	3.17	2.76	2.89	Raritan Twp.	3.20	2.96	2.72	2.31	2.11
West Deptford Twp.	2.69	2.76	2.79	2.36	2.19	Readington Twp.	3.39	3.09	2.77	2.69	2.76
Westville Boro.	3.46	3.41	2.97	2.88	2.39	Stockton Boro.	2.44	2.58	2.38	2.08	1.94
Woodbury City	3.61	4.07	3.81	3.57	3.54	Tewksbury Twp.	2.65	2.53	2.66	2.44	2.72
Woodbury Heights Boro.	2.77	2.55	2.37	2.24	2.32	Union Twp.	2.74	3.04	2.71	2.75	2.78
Woolwich Twp.	2.61	2.70	3.66	2.31	1.94	West Amwell Twp.	2.20	2.44	2.62	2.33	2.59
<u>HUDSON COUNTY</u>						<u>MERCER COUNTY</u>					
Bayonne City	4.64	4.74	4.95	4.48	4.42	East Windsor Twp.	3.78	2.89	3.07	3.18	3.10
East Newark Boro.	4.63	3.47	4.09	4.49	4.06	Ewing Twp.	3.45	3.15	3.19	3.04	2.89
Guttenberg Town	3.69	3.93	3.72	3.49	3.28	Hamilton Twp.	3.19	3.14	2.94	2.79	2.77
Harrison Town	4.47	3.28	3.58	3.23	3.31	Hightstown Boro.	4.22	3.40	3.57	3.24	3.63
Hoboken City	7.69	8.36	7.59	7.26	7.07	Hopewell Boro.	3.69	3.39	3.51	3.05	3.12
Jersey City	6.81	7.05	5.95	5.67	5.75	Hopewell Twp.	2.57	2.91	2.57	2.55	2.50
Kearny Town	2.89	3.03	2.63	2.52	2.54	Lawrence Twp.	3.56	3.23	3.11	3.06	2.93
North Bergen Twp.	4.09	4.27	3.99	3.10	3.48	Pennington Boro.	3.83	3.21	3.04	2.90	2.82
Secaucus Town	2.56	2.55	2.67	2.38	2.23	Princeton Boro.	2.98	3.04	2.83	2.56	2.59
Union City	6.11	5.84	5.79	5.35	5.66	Princeton Twp.	3.18	3.19	3.10	2.87	2.95
Weehawken Twp	4.21	4.84	4.67	4.68	4.65	Trenton City	6.82	6.56	6.49	6.01	5.88
West New York Town	6.05	5.86	5.69	6.17	6.14	Washington Twp.	3.02	2.51	2.58	2.35	2.64
<u>HUNTERDON COUNTY</u>						West Windsor Twp	2.85	2.90	3.24	2.78	2.90
Alexandria Twp.	2.73	3.23	3.33	3.25	3.07						
Bethlehem Twp.	2.94	2.96	3.17	2.95	3.50						

TABLE II (Con't)

EQUALIZED PROPERTY TAX RATES

<u>MIDDLESEX COUNTY</u>	<u>1971</u>	<u>1972</u>	<u>1973</u>	<u>1974</u>	<u>1975</u>	<u>MONMOUTH (Con't)</u>	<u>1971</u>	<u>1972</u>	<u>1973</u>	<u>1974</u>	<u>1975</u>
Carteret Boro.	3.49	3.12	3.05	2.95	2.98	Fair Haven Boro.	4.14	4.02	3.86	3.71	3.69
Cranbury Twp.	2.89	2.64	2.23	2.43	2.59	Farmingdale Boro.	4.42	3.81	3.65	2.89	2.84
Dunellen Boro.	3.54	3.63	3.37	3.43	3.48	Freehold Boro.	4.42	4.37	3.93	3.83	3.55
East Brunswick Twp.	3.92	3.66	3.63	3.53	3.43	Freehold Twp.	4.20	3.96	3.71	3.16	3.61
Edison Twp.	2.95	2.84	2.53	2.71	2.84	Hazlet Twp.	4.10	3.89	3.58	3.43	3.31
						Highlands Boro.	4.90	5.06	4.42	3.91	3.40
Helmetta Boro.	2.72	2.69	2.52	2.90	2.97	Holmdel Twp.	3.05	2.78	3.01	3.02	2.72
Highland Park Boro.	3.73	3.96	3.95	3.95	4.00	Howell Twp.	3.49	3.43	3.84	3.25	3.36
Jamesburg Boro.	4.00	3.34	3.20	3.20	3.56	Interlaken Boro.	2.37	2.29	2.27	2.17	2.13
Metuchen Boro.	3.63	3.61	3.65	3.52	3.35	Keansburg Boro.	4.49	4.55	4.20	3.63	4.06
Middlesex Boro.	3.08	3.15	3.03	3.08	3.29	Keyport Boro.	4.31	4.42	4.04	3.55	3.58
Milltown Boro.	2.35	2.63	2.38	2.33	2.27	Little Silver Boro.	3.41	3.38	3.43	3.37	3.34
Monroe Twp.	2.35	2.46	2.17	2.41	2.59	Loch Arbour Vill.	5.28	5.47	5.20	4.53	3.82
New Brunswick City	3.87	3.62	3.45	3.46	4.15	Long Branch City	4.31	4.11	3.96	3.46	3.15
North Brunswick Twp.	2.15	2.36	2.24	2.45	2.77	Manalapan Twp.	4.06	4.01	3.82	3.60	3.53
Old Bridge Twp.	4.39	4.17	3.92	3.85	4.06	Manasquan Boro.	2.85	2.70	2.61	2.51	2.53
Perth Amboy City	5.00	3.98	3.57	3.68	3.72	Marlboro Twp.	3.68	4.11	3.61	3.23	3.38
Piscataway Twp.	3.50	3.49	2.99	2.97	3.14	Matawan Boro.	3.88	3.72	3.46	3.21	2.97
Plainsboro Twp.	1.57	1.89	1.54	1.36	1.45	Matawan Twp.	4.42	4.25	4.04	3.93	3.85
Sayreville Boro.	2.75	2.43	2.35	2.21	2.23	Middletown Twp.	3.31	3.04	2.91	2.95	2.94
South Amboy City	2.72	2.82	2.55	2.22	2.11	Millstone Twp.	3.32	3.15	2.79	2.75	2.73
South Brunswick Twp.	3.64	3.71	3.31	2.96	3.14	Monmouth Beach Boro.	3.94	3.87	3.39	3.18	3.22
South Plainfield Boro.	3.53	3.10	2.88	3.11	2.88	Neptune Twp.	4.23	4.06	4.00	3.38	3.48
South River Boro.	3.23	3.33	3.25	3.44	3.59	Neptune City Boro.	3.73	3.88	3.49	3.16	3.17
Spotswood Boro.	3.27	3.08	2.99	3.38	3.88	Ocean Twp.	3.86	3.93	3.63	3.40	3.48
Woodbridge Twp.	2.93	3.14	2.66	2.58	2.61	Oceanport Boro.	3.17	3.16	2.92	2.82	2.78
<u>MONMOUTH COUNTY</u>						Red Bank Boro.	4.00	3.92	2.65	3.92	3.83
Allenhurst Boro.	2.54	2.40	2.80	2.59	2.10	Roosevelt Boro.	4.02	3.61	3.70	3.82	3.86
Allentown Boro.	3.94	4.05	3.93	3.82	3.50	Rumson Boro.	3.26	3.52	3.55	3.36	3.41
Asbury Park City	6.55	6.55	5.89	5.45	5.26	Sea Bright Boro.	3.47	3.51	3.56	2.79	2.52
Atlantic Highlands	3.79	3.61	3.28	3.22	2.99	Sea Girt Boro.	1.99	2.07	1.76	1.94	1.91
Avon By The Sea Boro.	2.91	2.79	2.88	2.83	2.59	Shrewsbury Boro.	3.36	3.31	3.18	3.06	3.20
Belmar Boro.	3.01	2.76	2.74	2.52	2.56	Shrewsbury Twp.	9.17	5.61	5.79	5.96	5.04
Bradley Beach Boro.	4.28	4.27	4.15	3.91	3.83	South Belmar Boro.	3.23	3.56	3.44	2.84	3.17
Brielle Boro.	3.69	3.38	3.16	2.97	2.94	Spring Lake Boro.	2.08	2.13	2.07	1.94	2.03
Colts Neck Twp.	2.72	2.59	2.45	2.35	2.24	Spring Lake Heights	3.18	3.23	3.25	2.45	2.98
Deal Boro.	3.15	3.05	2.65	2.44	2.22	Tinton Falls Boro.	4.33	4.39	4.44	3.69	3.42
Eatontown Boro.	3.49	3.00	3.07	2.62	2.38	Union Beach Boro.	4.69	4.72	4.57	3.85	3.37
Englishtown Boro.	3.89	3.89	3.86	3.12	2.88	Upper Freehold Twp.	2.56	2.70	4.09	2.63	2.30
						Wall Twp.	3.83	3.68	3.23	2.98	2.56
						West Long Branch Boro.	3.57	3.49	3.21	3.08	3.00

TABLE II (Con't)

EQUALIZED PROPERTY TAX RATES

<u>MORRIS COUNTY</u>	<u>1971</u>	<u>1972</u>	<u>1973</u>	<u>1974</u>	<u>1975</u>	<u>OCEAN COUNTY</u>	<u>1971</u>	<u>1972</u>	<u>1973</u>	<u>1974</u>	<u>1975</u>
Boonton Town	3.28	3.13	3.09	2.94	2.91	Barneget Light Boro.	2.08	1.63	1.57	1.37	1.39
Boonton Twp	2.39	2.28	2.35	2.23	2.19	Bay Head Boro.	1.82	1.90	1.81	1.86	1.88
Butler Boro.	3.52	3.51	3.41	3.30	3.17	Beach Haven Boro.	2.04	2.02	1.76	1.54	1.60
Chatham Boro.	3.15	2.87	3.03	2.95	2.95	Beachwood Boro.	3.43	3.09	2.77	2.54	2.56
Chatham Twp.	2.94	3.07	3.03	3.13	3.17	Berkeley Twp.	3.36	2.85	2.33	2.14	2.33
Chester Boro.	2.96	2.86	3.21	3.12	2.70	Brick Twp.	3.03	3.00	2.50	2.52	2.48
Chester Twp.	3.05	3.66	3.47	3.24	3.35	Dover Twp.	3.13	2.92	2.71	2.46	2.63
Denville Twp.	3.08	2.98	2.96	2.75	2.88	Eagleswood Twp.	3.22	3.30	2.46	2.19	1.85
Dover Town	3.18	3.36	3.36	3.62	3.23	Harvey Cedars Boro.	2.06	1.94	1.75	1.64	1.54
East Hanover Twp.	2.37	2.24	2.45	2.34	2.41	Island Heights Boro.	4.10	3.73	3.25	2.84	2.95
Florham Park Boro.	2.66	2.77	2.61	2.43	2.28	Jackson Twp.	4.48	4.26	3.84	3.19	2.96
Hanover Twp.	2.55	2.47	2.81	2.56	2.55	Lacey Twp.	1.89	1.43	1.26	1.09	1.52
Harding Twp.	1.68	1.68	1.68	1.63	1.77	Lakehurst Boro.	2.82	3.73	3.18	2.63	2.91
Jefferson Twp.	3.61	3.42	3.10	3.09	3.15	Lakewood Twp.	4.05	3.90	3.40	2.99	2.94
Kinnelon Boro.	3.38	3.26	3.15	3.14	3.12	Lavallette Boro.	1.45	1.51	1.41	1.25	1.40
Lincoln Park Boro.	3.46	3.69	3.61	3.47	3.19	Little Egg Harbor Twp.	1.98	1.77	1.84	2.20	2.29
Madison Boro.	3.68	3.51	3.41	3.28	3.23	Long Beach Twp.	1.90	1.64	1.49	1.28	1.28
Mendham Boro.	3.24	3.48	3.28	3.19	3.31	Manchester	2.77	2.68	2.29	1.93	1.70
Mendham Twp.	3.06	3.31	3.15	3.04	2.98	Mantoloking Boro.	1.44	1.39	1.37	1.53	1.28
Mine Hill Twp.	3.76	3.83	3.57	3.33	3.14	Ocean Twp.	1.95	2.04	2.23	1.75	1.74
Montville Twp.	3.24	3.30	3.18	2.92	2.83	Ocean Gate Boro.	3.53	3.45	3.06	3.02	2.95
Morris Twp.	3.12	2.87	3.03	2.81	2.74	Pine Beach Boro.	3.03	2.96	2.55	2.40	2.65
Morris Plains Boro.	2.84	2.55	2.52	2.86	3.04	Plumsted Twp.	3.06	3.01	2.24	2.09	2.15
Morristown Town	3.84	4.22	4.36	4.10	3.70	Point Pleasant Boro.	2.83	2.90	2.73	2.49	2.34
Mountain Lakes Boro.	4.21	4.39	4.44	4.29	4.28	Point Pleasant Beach	2.92	2.86	2.61	2.46	2.29
Mount Arlington Boro.	3.32	3.23	3.24	3.37	3.66	Seaside Heights Boro.	1.55	1.63	1.80	1.47	2.04
Mount Olive Twp.	3.61	4.01	3.86	3.84	3.69	Seaside Park Boro.	1.84	1.83	1.72	1.52	1.44
Netcong Boro.	3.38	3.35	3.39	3.72	3.73	Ship Bottom Boro.	2.21	2.08	1.83	1.65	1.52
Parsippany-Troy Hills	3.16	3.03	3.15	3.01	3.21	South Toms River Boro.	3.00	2.89	2.63	2.55	2.30
Passaic Twp.	3.71	3.76	3.30	3.00	3.12	Stafford Twp.	2.41	2.28	1.97	1.58	1.65
Pequannock Twp.	3.32	3.15	3.11	3.06	3.01	Surf City Boro.	1.87	1.67	1.59	1.45	1.39
Randolph Twp.	3.79	3.85	3.91	3.68	3.65	Tuckerton Boro.	3.46	3.15	3.31	2.93	3.07
Riverdale Boro.	2.92	2.61	2.66	2.91	3.05	Union Twp.	2.11	2.11	2.17	2.25	2.30
Rockaway Boro.	3.54	3.39	3.28	2.94	2.89						
Rockaway Twp.	3.83	3.68	3.35	3.35	3.43	PASSAIC COUNTY					
Roxbury Twp.	2.95	3.17	3.33	3.24	3.13	Bloomington Boro.	3.84	3.82	3.61	3.39	3.61
Victory Gardens Boro.	5.40	5.27	5.34	5.75	4.71	Clifton City	2.45	2.31	2.23	2.01	2.07
Washington Twp.	3.71	3.53	3.09	3.12	3.09	Haledon Boro.	2.64	2.68	2.50	2.51	2.55
Wharton Boro.	3.54	3.62	3.58	3.45	3.30	Hawthorne Boro.	2.53	2.71	2.59	2.39	2.41
						Little Falls Twp.	3.07	2.57	2.28	2.19	2.34

TABLE II (Con't)

EQUALIZED PROPERTY TAX RATES

<u>PASSAIC (Con't)</u>	<u>1971</u>	<u>1972</u>	<u>1973</u>	<u>1974</u>	<u>1975</u>	<u>SOMERSET (Con't)</u>	<u>1971</u>	<u>1972</u>	<u>1973</u>	<u>1974</u>	<u>1975</u>
North Haledon Boro.	2.76	2.87	2.66	2.46	2.55	Manville Boro.	3.26	3.23	3.17	2.97	3.13
Passaic City	4.24	4.22	3.92	3.77	3.98	Millstone Boro.	3.65	2.98	2.80	2.43	2.29
Paterson City	5.26	5.25	4.42	4.31	4.09	Montgomery Twp.	3.02	3.10	3.01	2.57	2.63
Pompton Lakes Boro.	3.95	3.99	3.96	3.76	3.75	North Plainfield Boro.	3.44	3.40	3.33	3.12	3.38
Prospect Park Boro.	2.88	3.02	2.95	3.02	2.95	Peapack Gladstone Boro.	2.37	2.29	2.33	1.92	1.94
Ringwood Boro.	3.59	3.40	3.43	3.75	3.88	Raritan Boro.	3.24	2.93	2.78	2.78	2.81
Totowa Boro.	2.62	2.63	2.39	2.13	2.19	Rocky Hill Boro.	2.94	2.80	3.01	2.81	3.15
Wanaque Boro.	3.41	3.63	3.91	3.79	3.79	Somerville Boro.	3.88	3.75	3.68	3.69	3.55
Wayne Twp.	3.02	3.00	2.89	2.80	2.56	South Bound Brook Boro.	4.19	3.94	3.57	3.08	3.21
West Milford Twp.	3.47	3.45	3.41	3.29	3.27	Warren Twp.	3.18	3.32	3.21	2.92	2.94
West Paterson Boro.	3.08	2.81	2.83	2.68	2.64	Watchung Boro.	2.54	2.87	2.52	2.31	2.19
<u>SALEM COUNTY</u>						<u>SUSSEX COUNTY</u>					
Alloway Twp.	2.20	2.91	2.79	2.82	3.37	Andover Boro.	4.11	3.63	2.85	2.82	2.95
Elmer Boro.	3.70	3.69	3.51	2.80	2.90	Andover Twp.	3.44	3.85	3.25	2.98	2.98
Elsinboro Twp.	3.85	3.61	3.47	3.37	2.93	Branchville Boro.	2.81	3.23	2.56	2.47	2.39
Lower Alloways Creek	1.06	1.28	0.76	0.92	0.62	Byram Twp.	3.85	4.19	3.75	3.59	3.48
Mannington Twp.	2.39	2.93	3.03	3.28	3.22	Frankford Twp.	3.41	3.34	3.15	3.19	3.00
Oldmans Twp.	2.09	3.31	2.98	2.56	2.49	Franklin Boro.	3.47	3.80	4.01	3.34	3.65
Penns Grove Boro.	5.38	5.27	5.04	4.07	4.34	Fredon Twp.	3.36	3.30	3.59	3.76	3.72
Pennsville Twp.	2.91	2.95	2.98	2.96	2.72	Green Twp.	4.27	3.84	3.41	3.50	3.74
Pilesgrove Twp.	2.64	3.36	2.79	2.57	2.66	Hamburg Boro.	4.31	3.64	3.99	3.39	3.24
Pittsgrove Twp.	3.49	3.26	3.12	2.78	3.27	Hampton Twp.	3.00	2.71	2.55	2.76	3.23
Quinton Twp.	3.09	3.03	3.01	3.14	3.73	Hardyston Twp.	4.01	2.86	2.83	2.44	2.49
Salem City	5.09	6.47	5.97	5.23	4.12	Hopatcong Boro.	4.40	4.27	3.91	3.36	3.38
Upper Penns Neck Twp.	4.28	4.82	3.01	4.53	4.51	Lafayette Twp.	3.09	3.30	3.24	3.34	3.24
Upper Pittsgrove Twp.	3.31	2.93	2.72	2.70	3.25	Montague Twp.	2.30	2.08	1.90	1.74	1.85
Woodstown Boro.	3.30	3.87	3.04	3.52	3.35	Newton Town	4.22	4.27	3.94	3.59	3.70
<u>SOMERSET COUNTY</u>						Ogdensburg Boro.	2.87	3.61	3.55	3.74	3.12
Bedminster Twp.	1.63	1.66	1.61	1.48	1.56	Sandyston Twp.	2.30	2.13	1.90	1.99	1.95
Bernards Twp.	3.38	3.26	3.09	2.98	2.66	Sparta Twp.	4.21	4.03	3.81	3.53	3.37
Bernardsville Boro.	2.77	2.62	2.62	2.44	2.49	Stanhope Boro.	4.95	4.57	4.25	4.24	4.10
Bound Brook Boro.	3.54	3.59	2.32	3.22	3.05	Stillwater Twp.	3.03	3.10	2.72	2.74	3.33
Branchburg Twp.	2.77	2.59	2.42	2.11	2.23	Sussex Boro.	5.61	5.29	4.62	3.83	3.72
Bridgewater Twp.	2.82	2.80	2.62	2.34	2.61	Vernon Twp.	2.99	2.93	2.59	2.68	2.83
Far Hills Boro.	1.78	1.43	1.42	1.29	1.36	Walpack Twp.	2.01	2.15	1.79	1.73	2.11
Franklin Twp.	3.25	3.53	3.25	3.26	2.59	Wantage Twp.	3.12	3.00	2.61	2.48	2.13
Green Brook Twp.	3.40	3.49	3.06	2.92	2.83						
Hillsborough Twp.	3.29	3.31	2.96	2.85	2.81						

TABLE II

EQUALIZED PROPERTY TAX RATES (CONCLUDED)

UNION COUNTY	1971	1972	1973	1974	1975	WARREN COUNTY	1971	1972	1973	1974	1975
Berkeley Heights Twp.	3.05	3.07	2.96	2.78	2.69	Allamuchy Twp.	3.06	2.92	2.90	2.60	2.39
Clark Twp.	3.11	3.07	3.01	2.86	2.89	Alpha Boro.	3.74	3.42	2.75	2.30	2.38
Cranford Twp.	3.17	3.11	3.12	3.09	2.97	Belyvidere Town	3.96	3.63	2.99	3.25	3.40
Elizabeth City	3.89	4.07	4.01	3.88	3.96	Blairstown Twp.	0.83	0.80	0.69	0.81	0.65
Fanwood Boro.	3.76	3.65	3.51	3.33	3.43	Franklin Twp.	3.56	2.79	2.59	2.23	2.26
						Frelinghuysen Twp.	3.16	2.95	2.58	2.54	2.39
Garwood Boro.	3.23	2.94	2.88	2.55	2.71	Greenwich Twp.	3.17	3.39	2.94	2.63	2.48
Hillside Twp.	3.53	3.04	3.09	3.33	3.31	Hackettstown Town	4.74	4.28	4.08	3.78	3.65
Kenilworth Boro.	2.51	2.26	2.35	2.16	2.15	Hardwick Twp.	2.16	2.08	2.07	2.15	2.13
Linden City	2.25	2.22	1.99	1.99	1.97	Harmony Twp.	3.54	3.18	2.81	2.57	2.22
Mountainside Boro.	2.66	2.75	2.64	2.66	2.44	Hope Twp.	2.82	2.42	2.55	2.21	1.97
						Independence Twp.	3.54	3.07	2.59	2.63	2.94
New Providence Boro.	3.29	3.18	3.12	3.16	3.01	Knowlton Twp.	3.52	2.80	2.43	2.59	2.30
Plainfield City	5.33	5.03	4.72	4.59	4.35	Liberty Twp.	3.77	2.95	3.58	2.78	2.74
Rahway City	3.52	3.44	3.21	3.00	3.11	Lopatcong Twp.	2.59	2.80	2.98	2.86	2.74
Roselle Boro.	3.58	3.48	3.15	3.13	3.19	Mansfield Twp.	3.01	2.29	2.25	2.36	2.44
Roselle Park Boro.	3.60	3.15	3.14	3.18	3.17	Oxford Twp.	4.01	3.68	3.96	3.59	3.16
						Pahaquarry Twp.	0.51	0.66	0.72	0.77	0.32
Scotch Plains Twp.	3.64	3.56	3.39	3.19	3.11	Phillipsburg Town	4.46	4.16	3.94	3.56	3.44
Springfield Twp.	3.17	3.17	2.87	2.85	2.79	Pohatcong Twp.	3.01	3.03	2.93	2.60	2.97
Summit City	2.88	2.75	2.72	2.69	2.68	Washington Boro.	3.70	3.37	3.20	3.14	3.16
Union Twp.	2.45	2.21	2.18	2.21	2.19	Washington Twp.	3.34	3.00	2.94	2.79	2.52
Westfield Town	3.11	3.08	2.97	2.99	2.97	White Twp.	2.81	2.43	2.11	2.08	2.21
Winfield Twp.	20.09	19.53	19.36	14.25	11.78						

TABLE 12: FINANCES OF MUNICIPALLY OPERATED UTILITIES

This table reports the revenues and expenditures of municipally operated utilities in summary since 1970 and in detail for 1975. These operations are independent of the municipality and are not shown in the municipal data on the preceding pages.

Utility Type Codes: 1-Water 2-Sewer 3-Airport 4-Beach Front 5-Water & Sewer 6-Harbor 7-Electric 8-Parking 9-Swimming Pool

		SURPLUS ANTICIPATED	OPERATING INCOME	FROM PROPERTY TAXES	SURPLUS TO MUNICIPALITY	OPERATING COSTS	DEPT SERVICE	CAPITAL IMPROVEMENTS	TOTAL REVENUE	TOTAL EXPENDITURES
Atlantic City	1	31,297.44	780,442.08	98,684.64		898,349.67	73,424.59	71,000.00	910,424.16	1,042,774.26
Brigantine City	5	27,268.72	533,119.41	73,000.00	18,000.00	364,359.42	139,509.30	57,400.00	633,388.13	589,268.72
Egg Harbor City	5	533.11	118,019.41	37,465.36		121,695.00	34,321.88		156,017.88	156,017.88
Hammonton Town	1	23,500.00	230,822.59	2,594.75		184,300.89	25,212.50	34,481.36	256,917.34	243,994.75
Hammonton Town	2	16,967.92	301,341.52	7,530.21		186,359.88	77,503.12	12,475.00	325,839.65	276,338.00
Margate City	1	20,000.00	155,914.63			151,623.25	50,376.75		175,914.63	202,000.00
Pleasantville City	2	130,000.00	443,055.22			312,500.00	110,413.84	5,000.00	573,055.22	427,913.84
Allendale Boro	1	44,000.00	127,295.28			106,281.46	24,753.34	6,818.54	171,295.28	137,853.34
Creskill Boro	9	26,062.50	80,110.00			73,500.00	24,562.50	8,500.00	106,172.50	106,562.50
Elmwood Park Boro	1		418,386.97			317,800.00	60,672.88	5,000.00	418,386.97	383,472.88
Emerson Boro	2	19,954.16	161,544.77			131,594.00	49,860.16	500.00	181,498.93	181,954.16
Englewood City	2		302,529.02	103,407.19		422,405.69			405,936.21	422,406.69
Fair Lawn Boro	1	137,000.00	733,849.01			756,225.00	28,675.00	100.00	870,849.01	785,000.00
Garfield City	1		262,967.36	284,758.56		527,863.92	54,862.00		547,725.92	582,725.92
Hackensack City	8	135,445.00	188,309.22			79,547.34	30,897.66	180,000.00	323,754.22	290,445.00
Hohokus Boro	1	24,100.00	84,376.13			95,833.00	10,740.00	12,430.00	108,476.13	119,000.00
Leonia Boro	9	1,000.00	63,391.80			38,458.03	17,100.25		64,391.80	55,558.28
Lodi Boro	1		489,373.29	125,680.02		567,656.84	99,643.18	4,380.00	615,053.31	671,680.02
Lyndhurst Twp	1		403,508.20		62,172.96	374,500.00	2,000.00		403,508.20	438,672.96
Mahwah Twp	1	15,486.49	387,496.36			254,823.76	143,910.73	15,000.00	402,982.85	413,734.49
Maywood Boro	2		65,395.99	111,505.61		197,266.73			176,901.60	197,266.73
Maywood Boro	9	5,000.00	88,989.57			53,785.00	33,619.17	9,895.83	93,989.57	97,300.00
Moonachie Boro	2		118,792.43			73,700.00	7,444.17		118,792.43	81,144.17
North Arlington Boro	1	26,291.51	301,353.38	103,610.66		447,622.17	9,080.00		431,255.55	455,702.17
Oakland Boro	1	20,660.00	367,898.42	5,740.35		308,890.21	98,200.14	2,500.00	394,298.77	409,590.35
Oakland Boro	2		21,193.67	33,560.47		52,841.64	1,912.50		54,754.14	54,754.14
Palisades Park Boro	9		221,337.93			161,892.00	58,608.48	24,000.00	221,337.93	244,500.48
Paramus Boro	2		1,369,268.87			537,948.61	530,378.50		1,369,268.87	1,168,327.11
Paramus Boro	9	46,876.50	163,525.74			137,668.00	55,937.50	6,271.00	210,402.24	199,876.50
Park Ridge Boro	1	40,778.00	295,920.30			217,746.25	30,831.75	43,300.00	336,698.30	291,878.00
Park Ridge Boro	7	163,545.00	1,575,399.92			1,274,145.00	47,500.00	34,750.00	1,738,944.92	1,356,395.00
Park Ridge Boro	9	16,819.45	78,669.73			45,200.00	32,750.00	5,000.00	95,489.18	82,950.00
Ramsey Boro	5	800.00	768,474.19	55,012.85		391,731.55	406,394.51	40,000.00	824,287.04	838,126.06
Ramsey Boro	9	1,900.00	85,766.56	21,065.11		81,704.71	32,206.25	100.00	108,731.67	114,010.96
Ridgefield Boro	9	13,000.00	95,390.56			56,000.00	50,033.81		108,390.56	106,033.81
Ridgewood Village	1	106,146.74	1,428,165.33			1,150,725.00	339,000.74	95,000.00	1,534,312.07	1,585,726.74
Ridgewood Village	8	54,000.00	163,156.34			105,412.00	26,877.95	8,210.05	217,156.34	140,500.00
Ridgewood Village	9	13,161.00	91,884.45	30,804.55		146,650.00			135,850.00	146,650.00
Saddle Brook Twp	1	51,253.86	288,372.94	27,725.08		349,778.00	5,970.94		367,351.88	355,748.94
Waldwick Boro	1	6,100.00	198,998.35			188,600.00		11,000.00	205,098.35	199,600.00
Wallington Boro	1	11,739.00	133,803.46	52,103.41		173,125.00	35,300.87	2,000.00	197,645.87	210,425.87
Wyckoff Twp	2		77,925.84	1,202.82		80,000.00			79,128.66	80,000.00

TABLE 12: FINANCES OF MUNICIPALLY OPERATED UTILITIES - CONTINUED

		SURPLUS ANTICIPATED	OPERATING INCOME	FROM PROPERTY TAXES	SURPLUS TO MUNICIPALITY	OPERATING COSTS	DEBT SERVICE	CAPITAL IMPROVEMENTS	TOTAL REVENUE	TOTAL EXPENDITURES
Bordentown City	1	28,000.00	286,181.18			248,925.70	29,836.40	23,500.00	314,181.18	302,262.10
Bordentown City	2	29,000.00	147,801.24			151,777.00	43,797.13		176,801.24	195,574.13
Bordentown Twp	2	42,000.00	233,329.61	20,000.00		169,363.29	114,622.17	9,000.00	295,329.61	292,985.46
Burlington City	1	79,000.00	322,617.62			302,025.00	29,975.00	16,000.00	401,617.62	348,000.00
Burlington City	2	40,000.00	124,835.44			160,000.00		14,000.00	164,835.44	174,000.00
Burlington Twp	1		199,177.38	464,918.08		319,575.49	361,937.51		664,095.46	681,513.00
Burlington Twp	2		348,646.22	135,732.78		276,747.15	193,764.00	22,367.85	484,379.00	492,879.00
Fieldsboro Boro	1	4,150.00	14,258.51			14,650.00		1,500.00	18,408.51	15,150.00
Florence Twp	5	51,256.62	268,923.63			273,454.32	63,356.15	2,500.00	320,180.25	339,310.47
Maple Shade Twp	1	79,900.00	397,209.02			337,835.54	112,817.17	27,489.46	477,109.02	478,142.17
Maple Shade Twp	2	17,500.00	431,142.01			212,600.00	67,282.59	15,000.00	448,642.01	298,882.59
Medford Twp	2	104,489.74	442,447.17			155,329.74	214,281.25	45,000.00	546,936.91	414,610.99
Moorestown Twp	1	65,437.00	452,198.61	20,000.00		385,518.00	83,483.00	9,000.00	537,635.61	478,001.00
Moorestown Twp	2	291,937.39	342,284.53	30,000.00		15,900.00	128,489.39		664,221.92	144,389.39
Pemberton Boro	5	22,900.00	67,313.21		5,500.00	85,500.00	8,850.13	3,000.00	90,213.21	102,850.13
Pemberton Boro	7	67,200.00	191,363.69		10,000.00	226,100.00		8,500.00	258,563.69	244,600.00
Pemberton Twp	5	68,572.66	196,822.33			147,950.00	26,522.66	75,000.00	265,394.99	249,472.66
Barrington Boro	2		79,280.05	46,653.79		111,759.89	15,357.91		125,933.84	127,117.80
Bellmawr Boro	1	273.15	199,691.52			145,386.52	41,855.58	3,000.00	199,964.67	190,242.10
Berlin Boro	1	100,000.00	249,927.03		20,000.00	146,790.00	102,015.63	37,300.00	349,927.03	306,105.69
Berlin Boro	2	48,000.00	190,330.25			76,669.50	101,475.50		238,330.25	179,145.00
Brooklawn Boro	1		30,856.36			29,387.51	100.00		30,856.36	29,487.51
Camden City	1		2,022,855.87	14,093.92	139,000.00	1,741,201.00	319,483.85		2,036,949.79	2,199,684.85
Camden City	2		2,468,485.98	2,531,600.00	2,995,000.00	1,415,565.44	644,752.97		5,000,085.98	5,055,318.41
Cherry Hill Twp	2	959,521.00	1,794,709.94			1,592,248.03	566,608.58	40,000.00	2,754,230.94	2,198,856.61
Clementon Boro	1	19,172.50	118,037.40	15,000.00		98,872.50	33,345.66	18,000.00	152,209.90	152,218.16
Collingswood Bor	1	35,000.00	332,007.82			246,580.00	54,075.00	2,700.00	367,007.82	303,355.00
Collingswood Bor	2	48,622.92	219,169.85			220,190.00	46,495.00		267,792.77	265,685.00
Gloucester City	1	12,986.00	265,114.13			236,511.00	24,555.00		278,100.13	261,066.00
Haddon Twp	1	30,663.51	153,043.59	28,446.52		188,761.00	22,439.18	3,000.00	212,153.62	214,200.18
Haddon Twp	2	35,000.00	129,695.44			194,490.00			164,695.44	194,490.00
Haddonfield Boro	5	65,000.00	452,989.64			392,979.92	97,967.25	40,000.00	517,989.64	533,947.17
Lawnside Boro	2	7,781.43	76,242.51			51,201.55	24,370.00	978.45	84,023.94	76,550.00
Mount Ephraim Bo	1	4,300.00	82,594.69			69,600.00		5,000.00	86,894.69	74,600.00
Somerdale Boro	2	106.00	145,723.82			131,360.00	11,631.15		145,829.82	142,991.15
Voorhees Twp	2	90,030.12	263,473.87	893.02		134,882.27	143,235.03	129,581.95	354,397.01	407,699.22
Avalon Boro	5	253,000.00	639,832.52			340,907.66	189,375.60	208,050.00	892,832.52	738,333.26
Cape May City	5		403,358.64			330,610.58	67,868.93	62,615.00	403,358.64	462,094.51
Ocean City City	2	1,081.99	69,005.00			3,035.37	64,226.62		70,086.99	67,261.99
Sea Isle City	5	85,000.00	552,992.24	2,371.55		281,593.35	194,605.25	6,392.26	640,363.79	482,590.86
Stone Harbor Bor	1		100,323.99			72,600.00		19,000.00	100,323.99	91,600.00
West Cape May Bo	2	10,822.89	32,676.77			29,222.89		2,500.00	43,499.66	31,722.89
West Wildwood Bo	1	13,000.00	48,524.72			42,500.00		15,000.00	61,524.72	57,500.00
Wildwood City	1	220,000.00	1,299,302.88		70,744.03	780,743.00	191,955.97	250,900.00	1,519,302.88	1,304,343.00
Woodbine Boro	3	11,400.00	1,019.27			12,400.00			12,419.27	12,400.00
Bridgeton City	5		1,772,751.33			633,049.80	214,459.50	20,000.00	1,772,751.33	867,509.30
Millville City	1	53,500.00	533,598.37			403,358.38	198,065.34	8,876.08	587,098.37	610,299.80
Millville City	2	44,584.96	707,699.87			418,512.25	276,558.34	51,761.68	752,284.83	746,832.27
Millville City	3	35,500.00	101,094.39			138,664.25	6,192.71	3,643.04	136,494.39	148,500.00
Vineland City	5	90,000.00	793,238.22	30,923.19		550,763.82	256,863.31	125,000.10	914,161.41	932,627.23
Vineland City	7	2,583,000.00	14,024,624.23			13,034,510.05	1,416,612.08	477,000.00	16,607,624.23	14,928,122.13

TABLE 12: FINANCES OF MUNICIPALLY OPERATED UTILITIES - CONTINUED

		SURPLUS ANTICIPATED	OPERATING INCOME	FROM PROPERTY TAXES	SURPLUS TO MUNICIPALITY	OPERATING COSTS	DEBT SERVICE	CAPITAL IMPROVEMENTS	TOTAL REVENUE	TOTAL EXPENDITURES
Belleville Town	1	145,800.00	884,591.65			777,680.00	1,500.00	155,000.00	1,030,391.65	944,180.00
Bloomfield Town	1	80,586.65	776,919.91			806,895.09	6,083.33		857,506.56	812,978.42
Caldwell Boro	1		155,148.51			145,013.00		6,000.00	155,148.51	151,013.00
Caldwell Boro	2		252,541.53	67,183.05		260,491.00	59,283.58		319,724.58	319,774.58
Cedar Grove Twp	1	11,176.00	370,602.11			273,903.00	13,273.00	26,000.00	381,778.11	313,176.00
Cedar Grove Twp	2	22,000.00	229,651.33			162,291.00	32,182.50	65,000.00	251,651.33	259,473.50
Cedar Grove Twp	9		78,368.90			54,487.00		1,000.00	78,368.90	55,487.00
East Orange City	1	61,949.78	1,872,663.11		400,000.00	1,434,621.24		12,000.00	1,934,612.89	1,846,621.24
Essex Fells Boro	1	105,640.00	324,730.23			343,350.44		30,000.00	430,370.23	373,350.44
Fairfield Boro	1		218,991.94	39,222.92		85,350.00	131,040.00	57,000.00	258,214.86	273,390.00
Fairfield Boro	2		107,498.17	168,771.32		112,589.50	149,934.00	30,000.10	276,269.49	292,523.60
Glen Ridge Boro	1	35,000.00	143,846.57			124,000.00		46,000.00	178,846.57	170,000.00
Livingston Twp	1	170,000.00	538,271.82	873.00		542,377.00	13,329.17	176,666.83	709,144.82	732,373.00
Livingston Twp	9	38,200.00	128,807.00			91,558.00	23,035.42	45,606.58	167,007.00	160,200.00
Maplewood Twp	9		184,687.93			87,791.17	69,392.30	5,500.00	184,687.93	162,683.47
Montclair Town	1	33,372.68	1,004,557.12			876,244.67	49,287.01		1,037,929.80	925,531.68
Newark City	1	902,403.28	9,333,368.05	150,016.25		8,892,682.75	1,589,291.00		10,385,787.58	10,481,973.75
North Caldwell Boro	1	10,664.62	127,314.79	335.38		122,983.00	17,020.00	4,000.00	138,314.79	144,000.00
Nutley Town	1	60,000.00	505,351.54			529,220.00	2,000.00	30,000.00	565,351.54	561,220.00
Orange City	1		909,664.45			766,753.40	128,988.02		909,664.45	895,741.42
Roseland Boro	1	6,913.52	101,802.89	35,040.98		134,154.00	16,690.50		143,757.39	150,854.50
Roseland Boro	2		58,916.60	98,423.40		130,139.00	38,164.00		167,340.00	168,303.00
South Orange Village	1	90,000.00	560,131.48			459,412.30	71,807.25	1,830.45	650,131.48	533,050.00
Verona Boro	1	13,924.63	453,766.44			353,984.00	97,940.63	15,000.00	467,691.07	466,924.63
Verona Boro	9	6,800.00	105,821.82			60,900.00	40,800.00	6,800.00	112,621.82	108,500.00
West Caldwell Boro	1	11,000.00	316,643.97			268,247.00	68,753.00		327,643.97	337,000.00
West Orange Town	9		62,944.75	22,231.00		39,500.00	46,305.00	500.00	85,175.75	86,305.00
Clayton Boro	1	16,442.42	89,160.13	11,095.59		88,132.72	32,259.88	8,000.00	115,698.14	128,392.60
Deptford Twp	2	1,128.80	17,418.17			16,000.00			18,546.97	16,000.00
East Greenwich Twp	1	4,421.24	48,787.93	13,851.03		46,616.49	13,000.00	23,000.00	67,060.20	82,616.49
Glassboro Boro	5	52,220.00	580,048.17			537,000.00	32,220.00	39,000.00	632,268.17	508,220.00
Greenwich Twp	1		85,708.01	8,111.86		77,000.01	100.00	22,550.00	93,819.87	99,650.01
Harrison Twp	2		36,255.00			33,367.50	4,200.00		36,255.00	37,567.50
National Park Boro	1		50,250.83			36,963.00		14,600.00	50,250.83	51,560.00
Newfield Boro	1	42,700.00	52,258.65			40,884.08	20,755.55	10,750.00	94,958.65	72,389.63
Paulsboro Boro	5	40,557.14	394,427.67			297,318.61	56,020.63	23,817.90	434,984.81	377,157.14
Pitman Boro	5	61,105.62	354,215.44			336,165.00	36,940.62	25,000.00	415,321.06	401,105.62
Swedesboro Boro	5	4,158.33	133,144.44			96,408.33	35,750.00	5,500.00	137,302.77	137,658.33
Wenonah Boro	1	16,000.00	37,392.18			28,956.69		18,290.00	53,392.18	47,246.69
Wenonah Boro	2	15,000.00	65,462.30			50,810.00	14,277.00	6,810.73	80,462.30	71,897.73
West Deptford Twp	5	311,530.16	891,877.44			552,372.73	466,999.75	55,000.00	1,203,407.60	1,084,372.48
Westville Boro	1	5,037.04	131,544.20	15,086.35		120,657.52	35,620.42	4,000.00	151,667.59	160,277.94
Woodbury City	5	82,408.00	656,499.19			706,908.00		32,000.00	738,907.19	736,908.00
Woodbury Heights Boro	1	15,781.28	50,214.95	4,756.68		68,486.29	29,061.63	10,000.00	70,752.91	107,547.92
Woodbury Heights Boro	2	31,500.00	114,332.68			113,700.00	5,332.92	35,000.00	145,832.68	154,032.92
Bayonne City	1						548,000.00			548,000.00
Bayonne City	5	74,413.60	2,297,225.09			1,439,500.00	353,508.95		2,371,638.69	1,793,008.95
East Newark Boro	1		23,716.28	8,626.84		36,755.94			32,343.12	36,755.94
Harrison Town	1	24,107.19	381,050.76	82,599.49		529,757.28			487,757.44	529,572.28
Hoboken City	1		1,143,727.47	474,205.00		1,585,481.00			1,617,932.47	1,585,481.00
Hoboken City	2		648,818.39	281,771.03		498,044.40	528,226.63	25,000.00	930,589.42	1,051,271.03

TABLE 12: FINANCES OF MUNICIPALLY OPERATED UTILITIES - CONTINUED

		SURPLUS ANTICIPATED	OPERATING INCOME	FROM PROPERTY TAXES	SURPLUS TO MUNICIPALITY	OPERATING COSTS	DEBT SERVICE	CAPITAL IMPROVEMENTS	TOTAL REVENUE	TOTAL EXPENDITURES
Jersey City	1	900,000.00	6,029,592.46		473,324.02	5,243,032.00	1,425,838.00	50,000.00	6,929,592.46	7,192,194.02
Kearny Town	1	62,334.50	827,898.82	20,162.40		564,290.00	83,617.50	335,089.40	910,395.72	982,996.90
North Bergen Twp	9	8,700.00	158,031.58			92,700.00	64,500.00	9,030.00	166,731.58	166,200.00
Bloomsbury Boro	1	2,147.68	16,393.97			15,207.78	4,825.00		18,541.65	20,032.78
Clinton Town	1	38,200.00	129,005.92	615.15		157,695.00	6,705.00		167,821.07	164,400.00
Clinton Town	2	54,000.00	243,011.46	232.68		103,956.00	95,844.00	15,000.00	297,244.14	214,800.00
Flemington Boro	1	48,759.83	146,203.56			85,343.08	76,516.75	16,300.00	194,963.39	178,159.83
Frenchtown Boro	2	11,000.00	48,318.00			24,700.00	31,981.63	3,000.00	59,318.00	59,681.63
Glen Gardner Boro	1	757.81	13,307.42			8,322.37	2,237.50		14,065.23	13,559.87
Hampton Boro	1	500.00	24,584.05			21,280.00	2,870.00	6,000.00	25,084.05	30,150.00
High Bridge Boro	1	19,360.00	32,136.66			40,832.90		20,000.00	51,496.66	60,832.90
High Bridge Boro	2		153,346.92			107,320.00	42,680.00	10,000.00	153,346.92	160,000.00
Holland Twp	2		70,780.60			34,450.00	35,801.45		70,780.60	70,251.45
Milford Boro	1	12,800.00	30,132.59			27,689.26		13,000.00	42,932.59	40,689.26
Milford Boro	2	11,598.90	81,371.15			43,200.00	55,898.90	6,000.00	92,970.05	105,098.90
Stockton Boro	1	8,983.28	14,261.72			23,996.00	886.00	7,000.00	23,245.00	31,882.00
Hamilton Twp	2	408,000.00	1,968,993.41	420,000.00		1,157,937.89	710,671.52	714,000.00	2,796,993.41	2,592,609.41
Hightstown Boro	5	107,000.00	344,759.65			219,990.00	51,660.00	98,500.00	451,759.65	370,150.00
Hopewell Boro	1	20,850.00	61,302.75			38,000.00	6,250.00	20,000.00	82,152.75	64,250.00
Pennington Boro	1	9,000.00	47,177.74			42,300.00	8,515.00	885.00	56,177.74	51,700.00
Trenton City	1		3,546,517.74			3,391,665.00	839,150.15	39,833.24	3,546,517.74	4,270,648.39
Trenton City	8	18,000.00	55,527.88			31,650.19			73,527.88	31,650.19
Cranbury Twp	1	13,000.00	49,194.75			37,200.50	17,019.50	9,030.00	62,194.75	63,250.00
East Brunswick Twp	1	190,000.00	1,062,068.39			841,855.69	313,173.70	20,000.00	1,252,068.39	1,181,029.39
East Brunswick Twp	8		29,397.50			13,313.54			29,397.50	13,313.54
East Brunswick Twp	9	7,800.00	42,416.99			34,970.66			50,216.99	34,970.66
Edison Twp	1	95,000.00	982,507.05			1,002,171.45	89,556.56	48,879.00	1,077,507.05	1,140,607.01
Highland Park Boro	5	4,000.00	434,329.13			65,000.00	339,137.08	2,500.00	438,329.13	406,637.08
Metuchen Boro	9	1,692.00	90,850.11			50,936.98	35,382.00	1,873.02	92,542.11	88,192.00
Middlesex Boro	9	1,691.77	71,656.26			47,452.12	20,339.65		73,348.03	67,791.77
Milltown Boro	1		151,984.46		22,223.00	95,313.80	30,658.00	3,900.00	151,984.46	152,094.80
Milltown Boro	7		1,420,715.85		145,189.00	1,564,707.43	16,520.00	13,088.85	1,420,715.85	1,739,505.28
New Brunswick City	1	260,000.00	1,324,939.07	25,000.00		1,298,151.34	129,248.66	152,500.00	1,609,939.07	1,579,900.00
North Brunswick Twp	1		476,805.94	156,032.00		428,531.66	205,000.34		632,837.94	633,532.00
North Brunswick Twp	2	36,733.84	374,602.75		79,153.44	335,000.00			411,336.59	414,153.44
Perth Amboy City	1	745,242.50	1,406,134.84	160,187.50	600,000.00	1,287,380.00	215,750.85	261,299.15	2,311,564.84	2,364,430.00
Perth Amboy City	2			446,316.95		704,840.19	20,510.76	36,521.74	446,316.95	761,872.69
Piscataway Twp	2	150,885.00	904,007.98			437,885.00	565,000.00	50,000.00	1,054,892.98	1,052,885.00
Sayreville Boro	1	125,573.90	762,922.92	63,356.49		590,000.00	312,000.00	75,000.00	951,853.31	977,000.00
South Amboy City	1	695.62	191,192.55	18,770.16		185,945.60	13,945.12	17,100.00	210,658.33	216,990.72
South Brunswick Twp	5	156,391.30	1,135,320.09			623,491.00	579,675.30	42,900.00	1,291,711.39	1,246,066.30
South Plainfield Boro	2	68,799.00	699,998.39	21,000.00		349,574.00	344,024.44	8,000.00	789,797.39	701,598.44
South River Boro	1	53,642.14	201,651.38		35,000.00	216,853.12	20,085.00	25,400.00	255,293.52	297,338.12
South River Boro	2	15,000.00	52,500.00			45,500.00		22,000.00	67,500.00	67,500.00
South River Boro	7	106,214.56	1,560,642.84	85,142.19		1,818,503.59	65,550.00	50,000.00	1,751,999.59	1,934,053.59
Spotswood Boro	5		291,083.99	37,778.01		221,000.00	111,362.00	5,000.00	328,862.00	337,362.00
Woodbridge Twp	1		1,904.00	16,096.00		18,000.00			18,000.00	18,000.00
Woodbridge Twp	9	14,339.75	58,586.00			50,214.75	28,125.00		72,925.75	78,339.75
Allenhurst Boro	5		54,578.22			76,727.74			54,578.22	76,727.74
Allentown Boro	1	2,760.00	36,341.83			30,885.00		4,575.00	39,101.83	35,460.00
Allentown Boro	2	10,575.00	56,359.08	46,500.00		45,975.00	23,102.96	44,875.00	113,434.08	113,952.96
Asbury Park City	1	23,000.00	15,254.84		23,000.00		15,254.84		38,254.84	38,254.84

TABLE 12: FINANCES OF MUNICIPALLY OPERATED UTILITIES - CONTINUED

		SURPLUS ANTICIPATED	OPERATING INCOME	FROM PROPERTY TAXES	SURPLUS TO MUNICIPALITY	OPERATING COSTS	DEPT SERVICE	CAPITAL IMPROVEMENTS	TOTAL REVENUE	TOTAL EXPENDITURES
Asbury Park City	4	59,000.00	1,019,775.40		157,789.00	848,111.00		30,000.00	1,078,775.40	1,035,900.00
Atlantic Highlands Boro	5	76,625.00	247,472.11			198,270.90	49,629.10	17,500.00	324,397.11	265,400.00
Atlantic Highlands Boro	6		560,844.49			370,800.00	17,125.00	40,000.00	560,844.49	427,925.00
Avon-By-The-Sea Boro	1	12,900.00	78,717.84			67,300.00	21,105.25		91,617.84	88,405.25
Belmar Boro	5	23,225.42	308,964.84			286,650.00	11,075.42	20,000.00	332,190.26	317,725.42
Brielle Boro	1	16,380.00	78,964.24			58,288.00	32,592.63	5,000.00	95,344.24	95,880.63
Englishtown Boro	1	4,264.75	33,648.66			25,456.00	11,808.75		37,913.41	37,264.75
Farmingdale Boro	1	10,000.00	81,408.77			50,213.00	19,155.83	15,634.17	91,408.77	85,000.00
Freehold Boro	5	195,107.00	461,620.60			409,757.00	95,000.00	40,350.00	656,727.60	545,107.00
Freehold Twp	1		482,041.17	54,487.39		283,503.00	279,435.00	33,000.00	536,528.56	595,935.00
Highlands Boro	5	9,300.00	169,777.85			148,500.00	23,200.00	16,500.00	178,777.85	188,200.00
Holmdel Twp	9	37,965.00	159,101.71			94,500.00	67,000.00	29,500.00	197,066.71	191,000.00
Keansburg Boro	5		407,606.83	48,643.41		480,247.99	101,517.87		456,250.24	581,765.86
Keyport Boro	1	40,500.00	227,588.04			198,400.00	23,500.00	32,200.00	258,088.04	260,100.00
Manalapan Twp	1	4,300.00	13,437.78			15,200.00		3,000.00	17,737.78	18,200.00
Manasquan Boro	4	48,950.00	396,670.20			388,953.00			445,620.20	388,950.00
Manasquan Boro	5	54,406.79	213,857.72			155,900.00	5,506.79	117,000.00	268,274.51	278,406.79
Marlboro Twp	9		111,710.00			46,725.00		52,000.00	111,710.00	98,725.00
Matawan Boro	5	49,305.74	384,394.18			334,054.94	87,850.80	25,000.00	433,699.92	446,905.74
Matawan Twp	1	44,000.00	284,597.67			174,667.70	29,332.30	20,987.35	328,597.67	224,987.35
Neptune Twp	2		350,927.48	303,034.01		518,777.36	137,824.00		653,961.49	656,601.36
Neptune Twp	6							15,000.00		16,000.00
Neptune City Boro	2	756.99	61,511.14			43,669.74	2,587.25	16,500.00	62,268.13	62,756.99
New Shrewsbury Boro	2	40,000.00	368,853.33			169,700.00	202,462.00		408,853.33	372,162.00
Ocean Twp	9		105,345.00			88,000.00	52,000.00	10,000.00	105,345.00	150,000.00
Hazlet Twp	9	35,000.00	115,597.81			67,750.00	80,650.00		150,597.81	148,400.00
Red Bank Boro	5	76,305.00	780,364.78			586,400.00	103,287.53	5,200.00	856,669.78	694,887.53
Roosevelt Boro	5	7,000.00	36,622.65			42,614.14	3,393.75		43,622.65	46,007.89
Sea Girt Boro	1	3,931.25	94,796.09			55,808.00	39,123.25		98,727.34	94,931.25
South Belmar Boro	5	18,700.00	62,734.05			74,900.00			81,434.05	74,900.00
Spring Lake Boro	1	11,427.00	153,859.55			146,500.00	13,427.00	5,500.00	165,286.55	165,427.00
Spring Lake Heights Boro	5	5,948.63	230,816.57			128,900.00	89,548.63	3,500.00	236,765.20	221,948.63
Union Beach Boro	1		151,070.79			128,310.10	16,166.67		151,070.79	144,476.77
Wall Twp	5	32,054.28	404,086.15			281,100.00	106,754.28	35,000.00	436,140.43	422,854.28
Boonton Town	1	38,842.19	280,721.55			261,398.60	40,763.34	50,000.00	319,563.74	352,161.94
Butler Boro	1		284,221.74	30,000.00		301,146.38	85,607.30	12,000.00	314,221.74	398,753.68
Butler Boro	7	530,608.33	3,112,705.47			3,392,560.00	87,248.33	60,000.00	3,643,313.80	3,539,808.33
Chatham Boro	1	35,500.00	174,543.02			188,710.00	11,550.00	8,500.00	210,043.02	208,760.00
Chatham Twp	9	564.33	95,118.07			49,636.00	18,083.33	22,645.00	95,682.40	90,364.33
Denville Twp	1	56,682.00	324,925.56			266,269.00	13,093.00	80,570.00	381,607.56	359,932.00
Denville Twp	2		192,407.69	174,845.97		236,082.75	131,918.00	3,900.00	367,253.66	371,900.75
Dover Town	1	108,147.57	596,542.95			495,551.57	162,496.00	40,100.00	704,690.52	608,147.57
Dover Town	8	22,398.42	83,877.88			55,550.00	31,848.42	1,790.91	106,276.30	89,189.33
East Hanover Twp	1		150,035.88	84,014.62		63,000.00	161,050.50	10,000.00	234,050.50	234,050.50
Florham Park Boro	1	14,925.75	141,878.19			125,024.00	26,228.75	8,673.00	156,803.94	159,925.75
Florham Park Boro	9	6,359.50	57,512.42			40,598.00	22,761.50	7,000.00	63,871.92	70,459.50
Hanover Twp	9	3,870.84	75,293.47			50,500.00	22,870.84	3,000.00	79,164.31	75,370.84
Kinnelon Boro	1	3,605.00	13,181.62			14,675.00	2,730.00	2,000.00	16,786.62	19,405.00
Kinnelon Boro	2	476.00	2,031.67			2,376.00			2,597.67	2,376.00
Lincoln Park Boro	1	42,648.60	189,359.88			97,017.35	107,031.25	10,000.00	232,008.48	214,048.60
Madison Boro	1		348,085.98	35,000.00	46,000.00	252,377.44	57,176.00	15,150.00	383,085.98	380,703.44

TABLE 12: FINANCES OF MUNICIPALLY OPERATED UTILITIES - CONTINUED

		SURPLUS ANTICIPATED	OPERATING FROM PROPERTY INCOME TAXES	SURPLUS TO MUNICIPALITY	OPERATING COSTS	DEBT SERVICE	CAPITAL IMPROVEMENTS	TOTAL REVENUE	TOTAL EXPENDITURES
Madison Boro	7		2,850,551.42	390,000.00	2,180,549.37	200,154.00	38,250.00	2,850,551.42	2,808,953.37
Mendham Boro	1	2,000.00	129,481.35		88,474.32	37,240.00	4,000.00	131,481.35	129,714.32
Mendham Boro	2	10,644.50	189,568.07		88,482.00	90,062.50	800.00	200,212.57	179,344.50
Mine Hill Twp	1	10,168.52	5,000.00	11,366.36	55,009.27	17,700.00		26,534.88	72,709.27
Morris Twp	2		833,342.14	1,762.40	356,013.22	420,941.32	58,150.00	835,104.54	835,104.54
Morris Twp	9	30,000.00	177,831.88		104,693.00	101,503.66		207,831.88	206,196.66
Morris Plains Boro	9	6,124.11	37,371.75	9,121.00	21,562.11	9,841.00		43,495.86	40,524.11
Morristown Town	1		1,031,095.12	464,619.15	1,231,064.29	372,000.00	50,200.00	1,495,714.27	1,653,264.29
Morristown Town	3		1,020,744.25	349,621.80	1,164,566.04	365,800.01		1,370,366.05	1,530,366.05
Morristown Town	8			143,785.92		177,265.00		143,785.92	177,265.00
Mountain Lakes Boro	1	3,521.47	104,367.08	635.65	94,200.00	18,126.67		108,524.20	112,326.67
Mount Olive Twp	5	197,132.00	182,193.97		173,231.60	240,805.44		379,325.97	414,037.04
Netcong Boro	1	9,176.67	51,115.73		48,060.00	4,116.67	9,000.00	60,292.40	61,176.67
Netcong Boro	2	12,292.60	150,073.79		67,755.00	66,009.26		162,366.39	133,764.26
Parsippany-Troy Hills Twp	1	200,000.00	1,309,860.40		897,519.00	333,581.00	151,250.00	1,509,860.40	1,382,350.00
Parsippany-Troy Hills Twp	2	150,000.00	1,384,329.04		614,017.00	549,061.75	322,580.00	1,534,329.04	1,484,658.75
Passaic Twp	2		120,046.51	225,132.07	115,795.40	204,403.12	38,500.00	345,178.58	358,698.52
Pequannock Twp	1		223,472.80		151,015.00	1,534.37	53,500.00	223,472.80	206,049.37
Pequannock Twp	2	1,698.19	92,790.04		84,574.44	26,823.75	3,000.00	94,488.23	114,398.19
Riverdale Boro	1	2,034.59	56,286.21	8,932.08	47,504.93	12,321.25	7,495.84	67,252.88	67,322.02
Rockaway Boro	1	25,444.50	158,043.56		114,752.50	9,575.00	14,000.00	183,488.06	138,327.50
Rockaway Twp	1	16,119.28	211,430.38		134,001.28	93,713.00	15,205.00	227,549.66	242,919.28
Roxbury Twp	1	18,057.44	129,814.08		95,964.33	86,859.59	9,292.84	147,871.52	192,116.76
Roxbury Twp	2		210,908.03	329,426.56	239,572.68	324,353.83		540,334.59	563,926.51
Wharton Boro	1	34,674.79	136,762.25	1,378.18	92,178.44	51,136.75	15,368.46	172,815.22	158,683.65
Barneget Light Boro	5	20,400.00	97,093.68		43,042.00	11,000.00	11,908.00	117,493.68	65,950.00
Beach Haven Boro	1	63,099.90	133,700.41		131,202.50	16,897.40	4,000.00	196,800.31	152,099.90
Beachwood Boro	1	45,071.66	123,576.45		90,720.00	41,821.66	37,130.00	168,648.11	169,671.66
Brick Twp	2		29,427.64		4,728.05	27,960.39		29,427.64	32,688.44
Harvey Cedars Boro	5	29,700.00	86,930.84		55,000.00	26,700.00	28,000.00	116,630.84	109,700.00
Island Heights Boro	5	20,000.00	64,376.24		58,825.00	7,600.25	10,574.75	84,376.24	77,000.00
Lakehurst Boro	5		87,972.70	42,518.17	69,520.01	35,970.86	25,000.00	130,490.87	130,490.87
Lavallette Boro	5		155,693.73		144,950.00		25,500.00	155,693.73	170,450.00
Lavallette Boro	7	30,000.00	403,917.77		406,100.00		7,500.00	433,917.77	413,600.00
Long Beach Twp	1	21,900.00	105,027.35		99,475.00	16,925.00	8,500.00	126,927.35	124,900.00
Ocean Gate Boro	1	1,600.00	36,825.00		26,625.15		10,000.00	38,425.00	36,625.15
Pine Beach Boro	1	10,900.00	35,618.50		17,843.75	17,156.25	12,000.00	45,618.50	47,000.00
Point Pleasant Boro	1	84,000.00	365,299.79	25,000.00	249,987.50	89,886.75	15,000.00	449,299.79	379,874.25
Point Pleasant Boro	2			96,980.50			96,980.50	96,980.50	96,980.50
Point Pleasant Beach Boro	5	27,400.00	429,957.48		186,500.00	78,100.00	55,000.00	457,357.48	319,600.00
Seaside Heights Boro	5		260,177.23	44,757.99	176,900.00	38,519.24		260,177.23	260,177.23
Seaside Heights Boro	7	63,000.00	774,817.22	67,904.28	887,795.00	18,926.50	8,400.00	905,721.50	915,121.50
Seaside Park Boro	5		155,981.25		120,700.00	18,617.83	12,007.17	155,981.25	151,325.00
Ship Bottom Boro	1	31,000.00	70,808.21		62,000.00	7,000.00	10,000.00	101,808.21	79,000.00
Surf City Boro	1	17,475.00	107,074.00		80,275.00		19,000.00	124,549.00	99,275.00
Surf City Boro	2	55,880.00	114,548.45		89,000.00	30,580.00	30,000.00	170,428.45	149,580.00
Clifton City	1			27,789.58		27,789.58		27,789.58	27,789.58
Haledon Boro	1		288,459.33		232,505.27	31,699.81	1,000.00	288,459.33	265,206.08
Hawthorne Boro	1	90,000.00	413,286.47		466,760.00	27,775.00	7,000.00	503,286.47	501,535.00
Ringwood Boro	1		96,855.30	25,000.00	89,825.46	47,074.54	2,500.00	121,855.30	139,400.00
Totowa Boro	1	14,219.78	299,463.44		249,873.27	7,248.50		313,683.22	257,121.77

TABLE 12: FINANCES OF MUNICIPALLY OPERATED UTILITIES - CONCLUDED

		SURPLUS ANTICIPATED	OPERATING FROM PROPERTY INCOME TAXES	SURPLUS TO MUNICIPALITY	OPERATING COSTS	DEBT SERVICE	CAPITAL IMPROVEMENTS	TOTAL REVENUE	TOTAL EXPENDITURES
Totowa Boro	9		26,946.07	6,070.51	23,338.58	13,978.00		33,016.58	37,316.58
Wanaque Boro	1	30,000.00	147,048.34		144,051.97	15,458.03	14,040.00	177,048.34	176,550.00
Wanaque Boro	2		5,744.17			5,744.17		5,744.17	5,744.17
Wayne Twp	1	30,000.00	1,701,881.78		1,061,777.00	401,000.00	25,000.00	1,731,881.78	1,487,777.00
Wayne Twp	2	7,000.00	2,326,089.47		1,166,084.49	750,000.00	100,000.00	2,333,089.47	2,016,084.49
West Paterson Boro	1	6,000.00	135,474.00	628.25	111,105.00	24,685.02	300.00	142,102.25	136,090.02
Elmer Boro	1	6,948.62	83,890.24		20,313.01	45,350.00	4,499.82	90,838.86	70,162.83
Oldmans Twp	1		5,268.26	2,687.90	5,600.00	2,356.16		7,956.16	7,956.16
Pennsville Twp	1		182,118.37	381,324.23	297,873.33	154,424.90	136,200.00	563,442.60	588,498.23
Salem City	5	34,435.88	441,304.34		282,732.71	98,235.88	28,000.00	475,740.22	408,968.59
Woodstown Boro	1	16,434.38	94,930.54		33,200.00	32,034.38	7,200.00	111,364.92	72,434.38
Branchburg Twp	2		182,576.79	85,205.64	311,112.21	92,700.00		267,782.43	403,812.21
Franklin Twp	1	51,000.00	589,851.34		389,723.00	92,563.88	59,760.00	640,851.34	538,046.88
Green Brook Twp	2	42,692.50	72,469.54		41,525.00	39,867.50	17,166.75	115,162.04	98,559.25
Manville Boro	1	22,985.40	213,819.52		176,350.00	52,635.40	8,000.00	236,804.92	236,985.40
Peapack-Gladstone Boro	1	32,200.00	66,695.12		90,425.00		16,000.00	98,895.12	105,425.00
Peapack-Gladstone Boro	2		68,159.24	39,371.71	55,400.00	42,718.33	10,000.00	107,530.95	108,118.33
Rocky Hill Boro	1	12,745.30	25,462.60	19,360.00	12,340.00		1,000.00	38,207.90	32,700.00
Rocky Hill Boro	2		27,583.03	41,896.20	45,150.00	25,804.90		69,479.23	70,954.90
Andover Boro	1	3,500.00	11,105.05		15,381.22		500.00	14,605.05	15,881.22
Branchville Boro	1	5,462.15	21,210.66		22,222.15		2,000.00	26,672.81	24,222.15
Franklin Boro	5	4,000.00	132,861.42		113,000.00	22,500.00	1,500.00	136,861.42	137,000.00
Hamburg Boro	1	22,300.00	38,195.31		48,495.00		8,750.00	60,495.31	55,200.00
Newton Town	5	47,000.00	229,639.50		190,794.00	58,318.50	21,000.00	276,639.50	270,112.50
Ogdensburg Boro	1		46,513.83		41,250.00		6,333.34	46,513.83	47,583.34
Stanhope Boro	1	5,366.66	48,706.70		41,866.66	6,100.00	2,000.00	54,073.36	49,966.66
Stanhope Boro	2		109,586.48	16,776.80	77,208.66	54,212.44		126,362.28	131,421.10
Sussex Boro	5	16,742.76	98,060.26		63,100.00	20,649.38	15,000.00	114,803.02	98,749.38
Clark Twp	9		134,980.63		53,073.67	83,576.66	1,060.00	134,980.63	137,710.33
Cranford Twp	9	2,000.00	311,079.56		203,241.13	141,370.89		313,079.56	344,612.02
Elizabeth City	1	301,026.00	2,666,437.98		2,666,351.00		212,675.00	2,967,463.98	2,481,026.00
Hillside Twp	9	7,100.00	74,110.42		55,000.00	20,500.00		81,210.42	75,500.00
Mountainside Boro	9	6,625.00	69,569.63		60,675.00	28,000.00	950.00	76,194.63	89,625.00
Rahway City	1	249,256.00	1,127,221.40		940,781.00	221,425.00	85,600.00	1,376,477.40	1,247,806.00
Springfield Twp	9	7,400.00	137,108.52		105,790.00	33,680.00	2,000.00	144,508.52	141,470.00
Westfield Town	9	12,000.00	181,520.17		110,940.00	69,760.00	11,300.00	193,520.17	192,000.00
Alpha Boro	1	17,000.00	39,618.51		40,100.00		16,500.00	56,618.51	56,600.00
Alpha Boro	2	6,181.25	108,925.40		54,427.76	55,253.49		115,106.65	109,681.25
Lopatcong Twp	2	47,912.13	126,600.51		104,617.80	27,294.33	24,000.00	174,512.64	155,912.13
Pohatcong Twp	2	14,516.13	76,516.54		48,823.63	38,692.50		91,032.67	87,516.13
Total 1975		17,711,693.18	147,651,591.17	10,616,314.53	5,790,334.44	123,248,321.68	8,866,167.54	175,979,598.88	169,543,699.89
Total 1974		16,000,721.79	136,087,149.57	5,415,613.64	3,459,766.91	109,016,822.54	9,178,484.32	157,503,485.00	151,641,052.26
Total 1973		11,430,048.39	121,459,814.56	5,643,099.73	2,169,542.51	92,763,881.13	8,193,650.24	138,532,962.68	130,458,820.24
Total 1972		12,328,320.20	111,199,581.93	3,008,617.72	2,527,404.62	82,869,786.28	8,662,582.57	126,536,519.85	119,209,044.96
Total 1971		13,716,226.10	103,104,043.99	1,823,198.55	2,029,334.83	76,076,990.39	8,546,070.24	118,643,468.64	111,206,452.16
Total 1970		9,790,600.37	97,648,660.57	1,385,540.08	2,234,742.45	69,977,275.03	8,714,908.54	108,824,801.02	103,696,757.51

GENERAL REVENUE SHARING UTILIZATION BY ALL LOCAL UNITS OF NEW JERSEY FOR THE YEAR 1975

Depicted below are the General Revenue Sharing budgeted receipts realized in cash, and interest earned on entitlements, by the State's counties and municipalities in 1975. Also shown are the utilization of these receipts in accordance with the "priority categories" established by the "State and Local Fiscal Assistance Act of 1972."

	COUNTIES	MUNICIPALITIES	GRAND TOTAL
BUDGETED RECEIPTS 1975	\$ 44,964,213.88	\$ 93,763,525.99	\$138,727,739.87
INTEREST EARNED ON ABOVE	2,575,313.12	2,175,645.01	4,750,958.13
TOTAL RECEIPTS 1975	<u>47,539,527.00</u>	<u>\$ 95,939,171.00</u>	<u>\$143,478,698.00</u>
BUDGETED EXPENDITURES			
<u>Operations and Maintenance</u>			
A. Public Safety	\$ 3,654,056.29	\$ 55,354,853.10	\$ 59,008,909.39
B. Environmental Protection	82,600.00	16,028,883.37	16,111,483.37
C. Public Transportation	3,597,719.47	7,076,052.06	10,673,771.53
D. Health	25,832,659.14	483,332.39	26,315,991.53
E. Recreation	2,645,425.70	1,435,366.34	4,080,792.04
F. Libraries	-	1,807,008.80	1,807,008.80
G. Social Services for Aged/Poor	3,168,605.93	1,175,453.00	4,344,058.93
H. Financial Administration	<u>462,300.00</u>	<u>1,803,041.50</u>	<u>2,265,341.50</u>
Total Operations and Maintenance	<u>\$ 39,443,366.53</u>	<u>\$ 85,163,990.56</u>	<u>\$124,607,357.09</u>
<u>Capital Expenditures</u>			
Road Projects	\$ 3,806,908.00	\$ 2,525,804.21	\$ 6,332,712.21
Equipment Purchases	101,067.00	2,069,902.09	2,170,969.09
Construction and Reconstruction Buildings	2,448,495.54	3,931,606.56	6,380,102.10
Other Capital Improvements	1,031,844.92	870,277.04	1,902,121.96
Capital Improvement Fund	<u>707,845.01</u>	<u>1,377,590.54</u>	<u>2,085,435.55</u>
Total Capital Expenditures	<u>\$ 8,096,160.47</u>	<u>\$ 10,775,180.44</u>	<u>\$ 18,871,340.91</u>
TOTAL EXPENDITURES	<u>\$ 47,539,527.00</u>	<u>\$ 95,939,171.00</u>	<u>\$143,478,698.00</u>

STATUTORY FORMS OF GOVERNMENT OF LOCAL UNITS OF NEW JERSEY

On each municipal page, under the name of the local unit, there appears the statutory form of government. An explanation of the various forms presently in operation are as follows:

Borough - an elected council usually consisting of six members with both administrative and policy making powers and an elected mayor with limited authority for administration.

Commission - (commonly referred to as the Walsh Act) is comprised of an elected governing body of three or five members (determined by population class). This body has both legislative and administrative authority.

Township Committee - an elected governing body usually consisting of three or five members with legislative and administrative authority.

Town Council - structurally similar to the borough form with a separately elected mayor and council deviating in size according to the number of wards.

Village - an elected body of five trustees with both legislative and administrative authority. (There are only two villages in the State at present.)

Mayor-Council - includes referendum charter forms authorized between 1897 and 1908 and special charters approved by the Legislature. Its constituency varies in size.

Council Manager Act of 1923 - an elected body of five, seven, or nine members which appoints its mayor and other officers. It appoints a municipal manager who is given authority to administer the local unit.

OPTIONAL MUNICIPAL CHARTER LAW OF 1950

Council-Manager - an elected policy-making council of five, seven or nine members (at discretion of voters) which appoints its mayor, a municipal clerk and a municipal manager who has authority and responsibility for overall municipal administration. This form differs from the 1923 form in the greater degree of discretion in both council representation and administrative organization.

Mayor-Council - an elected policy-making body of five, seven or nine members (voter's option) and a separately elected mayor with authority and responsibility for overall administration including the appointment of a business administrator to direct the department of administration required under this plan.

Small Municipality - an elected policy-making body of three, five or seven members including a mayor elected by the voters or the council who has authority for overall administration of the unit. This form of government is limited to units with less than 12,000 persons.

OPTIONAL COUNTY CHARTER LAW OF 1972

County Executive Plan - an elected board of chosen freeholders of five, seven or nine members and an elected county executive who is authorized to supervise, direct and control all county administrative departments.

County Manager Plan - an elected board of chosen freeholders of five, seven or nine members and an appointed county manager who is authorized to supervise, direct and control all county administrative departments.

County Supervisor Plan - an elected board of chosen freeholders of five, seven or nine members and an elected county supervisor. The legislative power is vested in the board of chosen freeholders; the executive power is exercised by the county supervisor.

County Board President Plan - an elected board of chosen freeholders of five, seven or nine members who elect a board president who presides at board meetings and oversees the work of the appointed administrator.

Municipal Bond Ratings AS OF JANUARY 1, 1976

MOODY'S AND STANDARD & POOR'S RATINGS OF NEW JERSEY MUNICIPAL BONDS

As of now municipalities must contract with the rating services if they desire to receive ratings. The desire to avoid paying fees ranging from \$650 to \$2500 has caused many localities to forego applying. Some municipalities have opted to pay for a rating from only one of the services.

Absence of a rating does not in any way imply that an issue is devoid of investment merit. Many non-rated communities are better investments than rated communities.

Inasmuch as School Districts are, by law, separate municipal entities, ratings are granted them as such. Coterminous School Districts do not always receive the same rating as the municipality. School bonds of incorporated cities may be either general obligations of the issuing city, or separate entities.

STATE AID

Under Chapter 177 of the laws of 1968 and Chapter 10 of the laws of 1971 qualified local Boards of Education issue school bonds, the interest and principal of which are paid by annual allotments from the State Board of Education according to a statutory formula. Under Chapter 12 of the laws of 1971 counties issue bonds for County Colleges which are general obligations of the county; however, both interest and principal are paid by annual allotments from the State Board of Education. All allotments are paid directly to a paying agent and may only be used for debt service on the qualified bonds.

Moody's has indicated that they will assign "A-1" ratings to all State Aid Bonds, subject to the individual district applying. Standard & Poor's has indicated that they will assign "AA" ratings to all State Aid Bonds. The State Treasurer's Office has indicated that the State will assume the cost of applying for the ratings. Two exceptions to the above rule are (1) those local government units which have a rating higher than "A-1" the local rating prevails; (2) Hazlet S.D. & West New York S.D., Chapter 177 (1968) are rated Moody's "BAA".

STATE	Co.	Moody	S & P
New Jersey		AA	AAA
STATE AID			
All State Aid Bonds issued under Chapter 177 (1968), Chapter 10 (1971), or Chapter 12 (1971)			
	A-1		AA

MUNICIPALITIES Co. Moody S & P

Number in parenthesis indicates county municipality is located in.

Absecon (City)	(1)	BAA	
Allendale (Boro)	(2)	A	A
Allendale (Boro) S.D.	(2)	A	A
Asbury Park (City)	(13)		BBB
Atlantic City	(1)	BAA	
Atlantic Highlands	(13)	A	
Audubon (Boro)	(4)	A	
Audubon (Boro) S.D.	(4)	A	
Avalon (Boro)	(5)		BBB
Barrington (Boro) S.D.	(4)	BAA	
Bayonne (City)	(9)	A	A
Beachwood (Boro)	(15)	BAA-1	
Belleville (Town) S.D.	(7)	A	
Bellmawr (Boro)	(4)	BAA	
Bellmawr (Boro) S.D.	(4)	BAA	BBB
Belmar (Boro)	(13)	BAA	
Bergenfield (Boro)	(2)	A-1	
Bergenfield (Boro) S.D.	(2)	BAA-1	A
Berkeley Heights (Twp.)	(20)	AA	AA
Berkeley Heights (Twp.) S.D.	(20)	AA	AA
Berlin (Boro)	(4)	A	
Berlin (Boro) S.D.	(4)	BAA	
Bernards (Twp.)	(18)	AA	AA
Bernards (Twp.) S.D.	(18)	A	AA
Bernardsville (Boro)	(18)	AA	AA
Bernardsville (Boro) S.D.	(18)	AA	AA
Black Horse Pike R.S.D.	(4)	BAA	BBB
(Boros of Bellmawr & Runnemede & Twp. of Gloucester)			
Bloomfield (Town)	(7)	AA	AA
Bloomfield (Boro) S.D.	(16)	BAA	
Bogota (Boro) S.D.	(2)	BAA	
Boonton (Town)	(14)	BAA-1	
Bordentown (City)	(3)	A	
Bordentown (Twp.)	(3)		A
Bordentown (Twp. & City) R.H.S.D.	(3)	BAA	
Bound Brook (Boro) S.D.	(18)	A	
Branchburg (Twp.)	(18)	BAA	
Branchburg (Twp.) S.D.	(18)	BAA	
Brick (Twp.) S.D.	(15)	BAA	
Bridgeton (City)	(6)	BAA	
Bridgewater (Twp.)	(18)	AA	AA
Bridgewater (Twp.) S.D.	(18)	A	
Bridgewater (Twp.)-Raritan (Boro) R.S.D.	(18)	A	
Brigantine (City)	(1)	BAA-1	
Buena R.S.D.	(1)	BAA	
(Boro of Buena & Twp. of Buena Vista)			

Co.	Moody	S & P
Burlington (City)	(3)	AA
Burlington (Twp.)	(3)	BAA-1
Burlington (Twp.) S.D.	(3)	BAA
Butler (Boro)	(14)	A
Butler (Boro) S.D.	(14)	A
Byram (Twp.) S.D.	(19)	BAA-1
Caldwell (Boro)	(7)	A
Caldwell-West Caldwell (Boros) S.D.		
	(7)	A
Camden (City)	(4)	BAA
Camden (City) S.D.	(4)	BAA
Cape May (City)	(5)	BA
Carlstadt (Boro)	(2)	A
Carlstadt (Boro) S.D.	(2)	A
Carlstadt-East Rutherford (Boros) R.S.D.		
	(2)	A
Carteret (Boro)	(12)	A
Carteret (Boro) S.D.	(12)	A
Cedar Grove (Twp.)	(7)	BAA
Cedar Grove (Twp.) S.D.	(7)	BAA
Central Camden Co. R.H.S.D.	(4)	BA
(Boros of Magnolia, Somerdale & Stratford)		
Central R.H.S.D. of Ocean Co.	(15)	BA
(Boros of Island Heights, Ocean Gate, Seaside Heights & Seaside Park, Twps. of Berkeley & Lacey)		
Chatham (Boro)	(14)	A
Chatham (Boro) S.D.	(14)	A
Chatham (Twp.)	(14)	
Chatham (Twp.) S.D.	(14)	AA
Cherry Hill (Twp.)	(4)	A
Cherry Hill (Twp.) S.D.	(4)	A-1
Chester (Boro & Twp.) S.D.	(14)	BAA
Cinnaminson (Twp.)	(3)	A-1
Cinnaminson (Twp.) S.D.	(3)	BAA-1
Clark (Twp.)	(20)	A-1
Clark (Twp.) S.D.	(20)	A
Clayton (Boro) S.D.	(8)	BA
Clearview R.H.S.D.	(8)	BAA
(Twps. of Harrison & Mantua)		
Cliffside Park (Boro) S.D.	(2)	BAA-1
Clifton (City)	(16)	A
Clinton (Town)	(10)	BAA-1
Clinton (Twp.) S.D.	(10)	BAA-1
Closter	(2)	A-1
Collingswood (Boro)	(4)	AA
Collingswood (Boro) S.D.	(4)	AA
Colts Neck (Twp.) S.D.	(13)	A
Cranford (Twp.)	(20)	A-1
Cranford (Twp.) S.D.	(20)	A
Cresskill (Boro)	(2)	A
Cresskill (Boro) S.D.	(2)	A-1

	Co.	Moody	S & P
Delaware (Twp.) S.D.	(10)	BAA	
Delaware Valley R.H.S.D.	(10)	A	
(Twps. of Alexandria, Holland & Kingswood, Boros of Frenchtown & Milford)			
Delran (Twp.) S.D.	(3)	BAA	
Demarest (Boro)	(2)	A	A
Denville (Twp.)	(14)	A-1	A
Denville (Twp.) S.D.	(14)	A-1	A
Deptford (Twp.)	(8)	BAA-1	A
Deptford (Twp.) S.D.	(8)	BAA	
Dover (Town)	(14)	BAA-1	BBB
Dover (Town) S.D.	(14)	BAA	BBB
Dover (Twp.)	(15)	A	A
Dumont (Boro)	(2)	BAA	
Dumont (Boro) S.D.	(2)	BAA	
Dunnellen (Boro) S.D.	(12)	BAA	
East Brunswick (Twp.)	(12)	A	
East Brunswick (Twp.) S.D.	(12)	A	
East Greenwich (Twp.) S.D.	(8)	A	
East Hanover (Twp.)	(14)		A
East Hanover (Twp.) S.D.	(14)	BAA	
East Orange (City)	(7)	A	BBB+
East Paterson (Boro) S.D.	(2)	BAA	
East Rutherford (Boro)	(2)	A	
East Rutherford (Boro) S.D.	(2)	A	
East Windsor R.S.D.	(11)	A	
(Boro of Hightstown, Twp. of East Windsor)			
Eastampton (Twp.) S.D.	(3)	BAA-1	
Eastern Camden Co. R.S.D.	(4)		BBB
(Boros of Berlin & Gibbsboro, Twp. of Voorhees)			
Eatontown (Boro) S.D.	(13)	BAA	
Edgewater (Boro)	(2)	A	
Edgewater Park (Twp.)	(3)	A	
Edgewater Park (Twp.) S.D.	(3)	BAA-1	
Edison (Twp.)	(12)	AA	AA
Egg Harbor (Twp.) S.D.	(1)	BAA-1	BBB+
Elizabeth (City)	(20)	A	
Elmwood Park (Boro)	(2)	A-1	
Emerson (Boro)	(2)	A-1	
Emerson (Boro) S.D.	(2)	A-1	A
Englewood (City)	(2)	A	AA
Englewood Cliffs (Boro) S.D.	(2)	A	A
Evesham (Twp.)	(3)	BAA-1	
Evesham (Twp.) S.D.	(3)	BAA	BBB
Ewing (Twp.)	(11)	A	
Ewing (Twp.) S.D.	(11)	A	
Fairfield (Boro)	(7)	A-1	
Fairfield (Boro) S.D.	(7)	A	
Fair Lawn (Boro)	(2)	A	A
Fair Lawn (Boro) S.D.	(2)	A	A
Flemington (Boro)	(10)	A-1	

	Co.	Moody	S & P
Flemington (Boro)-Raritan (Twp.) R.S.D.	(10)	A-1	
Florence (Twp.) S.D.	(3)	A	
Florham Park (Boro)	(14)	AA	AA
Florham Park (Boro) S.D.	(14)	A-1	AA
Fort Lee (Boro)	(2)	A-1	
Fort Lee (Boro) S.D.	(2)	A-1	BBB
Frankford (Twp.) S.D.	(19)	A	
Franklin (Twp.) S.D.	(10)	A	
Franklin (Twp.)	(18)	BAA-1	A
Franklin (Twp.) S.D.	(18)	BAA	A
Franklin (Twp.) S.D.	(21)	BAA	
Franklin Lakes (Boro) S.D.	(2)	A	
Freehold (Boro)	(13)	BAA	BBB
Freehold (Twp.)	(13)	A	
Freehold (Twp.) S.D.	(13)	BAA	BBB
Freehold R.H.S.D.	(13)	A	A
(Boros of Englishtown, Farmingdale & Freehold, Twps. of Colts Neck, Freehold, Howell, Manalapan & Marlboro)			
Garfield (City)	(2)	BAA	
Gateway R.H.S.D.	(8)	BA	
(Boros of National Park, Wenonah, Westville & Woodbury Heights)			
Glassboro (Boro) S.D.	(8)	BAA	
Glen Ridge (Boro) S.D.	(7)	AA	AA
Glen Rock (Boro)	(2)	A-1	
Glen Rock (Boro) S.D.	(2)	A-1	
Gloucester (City) S.D.	(4)	BAA	A
Gloucester (Twp.) S.D.	(4)		BBB
Greater Egg Harbor R.H.S.D.	(1)	BA	
(Twps. of Egg Harbor, Galloway, Hamilton & Mullica, City of Egg Harbor)			
Green (Twp.) S.D.	(19)	BAA	
Green Brook (Twp.) S.D.	(18)	BAA	
Green Brook (Twp.) S.D.	(18)	BAA	BBB
Greenwich (Twp.) S.D.	(8)	BAA-1	
Greenwich (Twp.)	(21)	BAA	
Hackensack (City)	(2)	AA	A
Hackettstown (Town) S.D.	(21)	BAA-1	
Haddon (Twp.) S.D.	(4)	A	A
Haddon Heights (Boro) S.D.	(4)	A-1	
Haddonfield (Boro)	(4)	AA	
Haddonfield (Boro) S.D.	(4)	AA	
Hamilton (Twp.)	(11)	A-1	A
Hamilton (Twp.) S.D.	(11)	A-1	A
Hammonton (Town)	(1)	BAA	
Hammonton (Town) S.D.	(1)	BAA	
Hampton (Boro) S.D.	(10)	BAA	
Hanover (Twp.) S.D.	(14)	AA	AA

	Co.	Moody	S & P
Hanover Park R.H.S.D.	(14)	BAA	A
(Boro. of Florham Park, Twps. of East Hanover & Hanover)			
Harding (Twp.) S.D.	(14)	A-1	
Harrington Park (Boro)	(2)		A+
Harrington Park (Boro) S.D.	(2)	A	A+
Harrison (Town)	(9)	BAA-1	
Hasbrouck Heights (Boro) S.D.	(2)	BAA	
Hawthorne (Boro) S.D.	(16)	A	A
Hazlet (Twp.)	(13)	BAA-1	
Hazlet (Twp.) S.D.	(13)	BAA	BBB
Henry Hudson R.S.D.	(13)	BA	
(Boros of Atlantic Highlands & Highlands)			
Highland Park (Boro)	(12)	A	A
Highland Park (Boro) S.D.	(12)	A	
High Point R.H.S.D.	(19)	BAA	
(Boros of Branchville & Sussex, Twps. of Frankford, Lafayette & Wantage)			
Hightstown (Boro)	(11)	BAA	
Hillsborough (Twp.)	(18)	A	
Hillsborough (Twp.) S.D.	(18)	A	A
Hillsdale (Boro)	(2)	BAA-1	A
Hillsdale (Boro) S.D.	(2)	BAA-1	A
Hillside (Twp.) S.D.	(20)	A	
Hoboken (City)	(9)	BA	
Ho-Ho-Kus (Boro)	(2)	A-1	
Holland (Twp.) S.D.	(10)	A	
Holmdel (Twp.)	(13)	A	
Holmdel (Twp.) S.D.	(13)	A	A
Hopatcong (Boro) S.D.	(19)	BAA-1	
Hopewell Valley R.S.D.	(11)	BAA-1	
(Boros of Hopewell & Pennington, Twp. of Hopewell)			
Howell (Twp.) S.D.	(13)	BAA	BBB
Hunterdon Central H.S.D.	(10)	A-1	
(Boro of Flemington, Twps. of Delaware, East Armwell, Raritan & Readington)			
Irvington (Town)	(7)	A	AA
Jackson (Twp.)	(15)	BAA	
Jackson (Twp.) S.D.	(15)		BBB
Jefferson (Twp.)	(14)	BAA	BBB
Jefferson (Twp.) S.D.	(14)	BAA	
Jersey City (City)	(9)	BAA-1	BBB+
Keansburg (Boro)	(13)	BAA-1	
Kearny (Town)	(9)	AA	
Kenilworth (Boro) S.D.	(20)	A	
Keyport (Boro) S.D.	(13)	BA	
Kingsway R.H.S.D.	(8)	A	
(Boro of Swedesboro, Twps. of East Greenwich, South Harrison and Woolwich)			

	Co.	Moody	S & P
Kinnelon (Boro) S.D.	(14)	BAA-1	
Kittatinny R.H.S.D.	(19)		
(Twps. of Fredon, Hampton, Sandyston, Stillwater & Walpack)			
Lacey (Twp.) S.D.	(15)	A	
Lakeland R.H.S.D.	(16)	A	
(Boros of Ringwood & Wanaque)			
Lakewood (Twp.)	(15)	BAA	BBB
Lakewood (Twp.) S.D.	(15)	BAA	BBB
Lawnside (Twp.) S.D.	(4)	BAA	BBB
Lawrence (Twp.) S.D.	(11)	A	
Lebanon (Twp.) S.D.	(10)	A	
Lenape R.H.S.D.	(3)	A	
(Boro of Medford Lakes, Twps. of Evesham, Medford, Mount Laurel, Shamong, South- ampton & Tabernacle)			
Lenape Valley R.H.S.D.	(14 & 19)	BAA	BBB
(Boros of Netcong and Stanhope, Twp. of Byram)			
Leonia (Boro) S.D.	(2)	BAA	
Lincoln Park (Boro) S.D.	(14)	BAA	BBB
Linden (City)	(20)	AA	AA
Linden (City) S.D.	(20)	AA	
Lindenwold (Boro) S.D.	(4)		BBB
Linwood (City)	(1)	BAA	
Little Falls (Twp.)	(16)	A	
Little Falls (Twp.) S.D.	(16)	A	
Little Ferry (Boro)	(2)	BAA	
Little Ferry (Boro) S.D.	(2)	BAA	A
Little Silver (Boro) S.D.	(13)	A	
Livingston (Twp.) S.D.	(7)	A	
Lodi (Boro)	(2)	A	A
Lodi (Boro) S.D.	(2)	A	A
Long Beach (Twp.)	(15)	BA	
Long Beach Island Cons. S.D.	(15)	BA	
(Twp. of Long Beach, Boros of Barnegat Light, Harvey Cedars, Ship Bottom and Surf City)			
Long Branch (City)	(13)	A	BBB+
Lopatcong (Twp.) S.D.	(21)	BAA-1	
Lower (Twp.) S.D.	(5)	BAA	
Lower Camden Co. R.H.S.D. #1	(4)	BA	
(Boros of Chesilhurst, Clementon, Lindenwold & Pine Hill, Twps. of Waterford & Winslow)			
Lower Cape May R.S.D.	(5)	BAA-1	
(City of Cape May City, Boro of West Cape May & Twp. of Lower)			
Madison (Boro)	(14)	A-1	
Madison (Boro) S.D.	(14)	A-1	

	Co.	Moody	S & P
Madison (Twp.) Ambac Insured	(12)		AA
Mahwah (Twp.)	(2)	A	
Mahwah (Twp.) S.D.	(2)	A-1	A+
Mainland R.H.S.D.	(1)	BA	
(Cities of Linwood, Northfield & Somers Point)			
Manalapan (Twp.)	(13)	BAA	
Manalapan (Twp.)-Englishtown (Boro) R.S.D.	(13)	A	
Manasquan (Boro) S.D.	(13)	A	
Manchester (Twp.) S.D.	(15)	BAA	
Manville (Boro)	(18)	A	
Manville (Boro) S.D.	(18)	BAA-1	
Maple Shade (Twp.)	(3)	A	
Maple Shade (Twp.) S.D.	(3)	BAA	BBB
Maplewood (Twp.)	(7)	AA	
Margate City (City)	(1)	A-1	
Marlboro (Twp.)	(13)		BBB
Marlboro (Twp.) S.D.	(13)	A	
Matawan (Boro)	(13)	BAA	
Matawan (Boro & Twp.) R.S.D.	(13)	BAA	
Matawan (Twp.)	(13)	BAA	
Maywood (Boro) S.D.	(2)	BAA-1	
Medford (Twp.)	(3)	A	BBB
Medford (Twp.) S.D.	(3)	A	
Mendham (Boro)	(14)	A	A
Mendham (Boro) S.D.	(14)	A	A
Mendham (Twp.)	(14)	A	A
Mendham (Twp.) S.D.	(14)	A	A
Metuchen (Boro)	(12)	A	A
Metuchen (Boro) S.D.	(12)	A	A
Middle (Twp.) S.D.	(5)	BAA	
Middlesex (Boro)	(12)	BAA	
Middlesex (Boro) S.D.	(12)	BAA	
Middletown (Twp.)	(13)	BAA-1	
Middletown (Twp.) S.D.	(13)	BAA-1	BBB
Midland Park (Boro)	(2)	A-1	
Midland Park (Boro) S.D.	(2)	A-1	BBB
Millburn (Twp.)	(7)	AAA	AA
Millburn (Twp.) S.D.	(7)	AA	AA
Milltown (Boro)	(12)	A	A
Millville (City)	(6)	A	A
Monmouth R.S.D.	(13)	BAA	
(Boros of Eatontown & New Shrewsbury, Twp. of Shrewsbury)			
Monroe (Twp.) S.D.	(8)	BA	
Monroe (Twp.) S.D.	(12)	BAA	BBB
Montclair (Town)	(7)	A	AA
Montgomery (Twp.) S.D.	(18)	A	
Montvale (Boro)	(2)	A	A
Montvale (Boro) S.D.	(2)	A	A
Montville (Twp.) S.D.	(14)	A	AA

	Co.	Moody	S & P
Moonachie (Boro)	(2)	BAA	
Moonachie (Boro) S.D.	(2)	BAA	
Moorestown (Twp.)	(3)	A-1	A+
Moorestown (Twp.) S.D.	(3)	A	A+
Morris S.D.	(14)	AA	A
(Town of Morristown & Township of Morris)			
Morris (Twp.)	(14)	AA	AA
Morris Hills R.S.D.	(14)	BAA	A
(Boros of Rockaway & Wharton, Twps. of Denville & Rockaway)			
Morris Plains (Boro)	(14)	A-1	
Morris Plains (Boro) S.D.	(14)	A	
Morristown (Town)	(14)	AA	A+
Mountain Lakes (Boro)	(14)	AA	
Mountain Lakes (Boro) S.D.	(14)	AA	A
Mountainside (Boro)	(20)	A	
Mountainside (Boro) S.D.	(20)	A	BBB
Mount Holly (Twp.) S.D.	(3)	BAA-1	
Mount Laurel (Twp.) S.D.	(3)		BBB
Mount Olive (Twp.)	(14)	A	BBB+
Mount Olive (Twp.) S.D.	(14)	A	
Neptune (Twp.)	(13)	A	BBB+
Neptune (Twp.) S.D.	(13)	A	BBB+
Netcong (Boro)	(14)	BAA	
New Brunswick (City)	(12)	A-1	
New Milford (Boro) S.D.	(2)	BAA	
New Providence (Boro)	(20)	A	
New Providence (Boro) S.D.	(20)	A	
New Shrewsbury (Boro)	(13)	BAA-1	A
Newark (City)	(7)	BAA	BBB
Newton (Town)	(19)	A	
Newton (Town) S.D.	(19)	A	
North Bergen (Twp.)	(9)	BAA-1	BBB+
North Bergen (Twp.) S.D.	(9)	BAA-1	BBB+
North Brunswick (Twp.)	(12)	A-1	
North Brunswick (Twp.) S.D.	(12)	A	A
North Caldwell (Boro)	(7)	BAA-1	
North Caldwell (Boro) S.D.	(7)	BAA-1	
North Haledon (Boro) S.D.	(16)	BAA	
North Hunterdon R.H.S.D.	(10)	A	
(Boros of Califon, Hampton & Lebanon, Twps. of Bethlehem, Clinton, Franklin, Glen Gardner, Lebanon, Tewksbury & Union; Town of Clinton)			
North Plainfield (Boro)	(18)	A	A
North Plainfield (Boro) S.D.	(18)	A	A
North Warren R.H.S.D.	(21)	BAA	
(Twps. of Blairstown, Freling- huysen, Hardwick & Knowlton)			
North Wildwood (City)	(5)		BBB

	Co.	Moody	S & P
Northern Burlington R.S.D.	(3)	BAA	
(Twps. of Chesterfield, Mansfield, North Hanover and Springfield)			
Northern Highlands R.H.S.D.	(2)	A	
(Boros of Allendale & Upper Saddle River)			
Northern Valley R.H.S.D.	(2)	BAA-1	
(Boros of Closter, Demarest, Harrington Park, Haworth, Northvale, Norwood & Old Tappan)			
Northfield (City)	(1)	BAA	
Northvale (Boro)	(2)	A	
Northvale (Boro) S.D.	(2)	A	BBB
Norwood (Boro)	(2)	A	A
Norwood (Boro) S.D.	(2)	BAA	
Nutley (Town) S.D.	(7)	AA	AA
Oakland (Boro)	(2)	A	
Oakland (Boro) S.D.	(2)	BAA	BBB
Oaklyn (Boro) S.D.	(4)	BAA	A
Ocean (Twp.)	(13)		BBB
Ocean (Twp.) S.D.	(13)	BAA	BBB
Ocean City (City)	(5)	BAA	
Ocean County Central R.H.S.D.	(15)	BA	
(Twps. of Berkeley & Lacey, Boros of Island Heights, Ocean Gate, Seaside Heights & Seaside Park)			
Oceanport (Boro)	(13)	A	A
Oceanport (Boro) S.D.	(13)	BA	
Old Bridge (Twp.)	(12)	A	BBB
Old Bridge (Twp.) S.D.	(12)	BAA-1	
Old Tappan (Boro)	(2)	A-1	
Old Tappan (Boro) S.D.	(2)	A-1	
Oradell (Boro)	(2)	A	A
Orange (City)	(7)	A	
Palisades Park (Boro)	(2)	A	
Palisades Park (Boro) S.D.	(2)	A	A
Palmyra (Boro) S.D.	(3)	BAA	
Paramus (Boro)	(2)	A-1	
Paramus (Boro) S.D.	(2)	A	A
Park Ridge (Boro)	(2)	A	
Park Ridge (Boro) S.D.	(2)	A	
Parsippany-Troy Hills (Twp.)	(14)	A-1	A
Parsippany-Troy Hills (Twp.) S.D.	(14)	A	A
Pascack Valley R.H.S.D.	(2)	A	
(Boros of Hillsdale, Montvale & Woodcliff Lake, Twp. of Riverdale)			
Passaic (City)	(16)	BAA	A
Passaic (Twp.)	(14)	BAA-1	A
Passaic (Twp.) S.D.	(14)	BAA-1	

	Co.	Moody	S & P
Passaic County Manchester R.H.S.D.	(16)	A	
(Boros of Haledon, North Haledon & Prospect Park)			
Passaic County R.H.S.D. #1	(16)	A	A
(Boros of Totowa & West Paterson, Twp. of Little Falls)			
Paterson (City)	(16)	BAA	
Paulsboro (Boro) S.D.	(8)	BAA-1	
Pemberton (Twp.) S.D.	(3)	BAA	BBB
Pennsauken (Twp.)	(4)	BAA-1	A
Pennsauken (Twp.) S.D.	(4)	BAA-1	A
Penns Grove-Upper Penns Neck (Twps.) R.S.D.	(17)	BAA	
Pennsville (Twp.) S.D.	(17)	A	
Pequannock (Twp.) S.D.	(14)	A-1	
Perth Amboy (City)	(12)	BAA	
Phillipsburg (Town)	(21)	BAA	BBB
Phillipsburg (Town) S.D.	(21)	BAA	BBB
Piscataway (Twp.)	(12)	A-1	A+
Piscataway (Twp.) S.D.	(12)	A	A+
Pitman (Boro) S.D.	(8)	BAA	
Plainfield (City)	(20)	A	AA
Point Pleasant (Boro)	(15)	BAA	
Point Pleasant (Boro) S.D.	(15)	BAA	
Point Pleasant Beach (Boro)	(15)	BA	
Pompton Lakes (Boro)	(16)	A-1	
Pompton Lakes (Boro) S.D.	(16)	A-1	A
Princeton (Boro) S.D.	(11)	AA	AA
Princeton (Twp.)	(11)	AA	
Princeton (Twp.) S.D.	(11)	AA	AA
Rahway (City)	(20)	A-1	A+
Rahway (City) S.D.	(20)	A-1	
Ramapo Indian Hills R.H.S.D.	(2)	A	A
(Boros of Franklin Lakes & Oakland, Twp. of Wyckoff)			
Ramsey (Boro)	(2)	BAA	
Ramsey (Boro) S.D.	(2)	A-1	
Rancocas Valley R.H.S.D.	(3)	BAA-1	
(Twps. of Eastampton, Hainesport, Lumberton, Mount Holly & Westampton)			
Randolph (Twp.)	(14)	BAA	A
Randolph (Twp.) S.D.	(14)	A-1	A
Readington (Twp.) S.D.	(10)	A	
Red Bank (Boro)	(13)	A-1	
Red Bank (Boro) S.D.	(13)	AA	A
Red Bank R.H.S.D.	(13)	A	
(Boros of Little Silver, Red Bank & Shrewsbury)			
Ridgefield (Boro) S.D.	(2)	A	
Ridgefield Park (Twp.) S.D.	(2)	BAA	
Ridgewood (Twp.)	(2)	AA	

	Co.	Moody	S & P
Ridgewood (Twp.) S.D.	(2)	AA	
Ringwood (Boro)	(16)	A	
Ringwood (Boro) S.D.	(16)	A	
Riverdale (Boro)	(14)	BAA-1	
River Edge (Boro) S.D.	(2)	A	
River Edge & Oradell (Boros) R.S.D.	(2)	A	
Riverside (Twp.) S.D.	(3)	BAA-1	
River Vale (Twp.)	(2)	A	
River Vale (Twp.) S.D.	(2)	BAA	
Rockaway (Twp.)	(14)	A	A
Rockaway (Twp.) S.D.	(14)	BAA	
Rocky Hill (Boro)	(18)	A	
Roseland (Boro)	(7)		BBB
Roseland (Boro) S.D.	(7)	BAA	
Roselle (Boro)	(20)	A	
Roselle (Boro) S.D.	(20)	A	
Roselle Park (Boro)	(20)	A	
Roselle Park (Boro) S.D.	(20)	BAA-1	
Roxbury (Twp.)	(14)	BAA-1	A
Roxbury (Twp.) S.D.	(14)		A
Rumson (Boro)	(13)	A	A
Rumson (Boro) S.D.	(13)	A-1	
Rumson-Fair Haven (Boros) R.H.S.D.	(13)	A-1	
Rutherford (Boro) S.D.	(2)	A-1	
Saddle Brook (Twp.)	(2)	A-1	
Saddle Brook (Twp.) S.D.	(2)	BAA	
Salem (City)	(17)	BAA-1	
Sayreville (Boro)	(12)	A-1	A
Sayreville (Boro) S.D.	(12)	A-1	
Scotch Plains (Twp.)	(20)	A	
Scotch Plains (Twp.) Fanwood (Boro) S.D.	(20)	AA	
Sea Girt (Boro) S.D.	(13)		A
Secaucus (Town)	(9)	A	
Secaucus (Town) S.D.	(9)	A	A
Shore R.H.S.D.	(13)		BBB
(Boros of Monmouth Beach, Oceanport, Sea Bright & West Long Branch)			
Somerdale (Boro)	(4)		BBB
Somers Point (City)	(1)		BBB
Somerville (Boro)	(18)	A-1	
Somerville (Boro) S.D.	(18)	A	A
South Amboy (City)	(12)	BAA-1	
South Bound Brook (Boro) S.D.	(18)	BAA-1	
South Brunswick (Twp.)	(12)	A-1	A+
South Brunswick (Twp.) S.D.	(12)	A	
South Hunterdon R.H.S.D.	(10)	BAA	
(City of Lambertville, Boro of Stockton, Twp. of West Amwell)			
South Orange (Village)	(7)	AA	AA

	Co.	Moody	S & P
South Orange (Village) & Maplewood (Twp.) S.D.	(7)	AA	
South Plainfield (Boro)	(12)	BAA	
South Plainfield (Boro) S.D.	(12)	BAA	BBB
South River (Boro)	(12)	A	
South River (Boro) S.D.	(12)	BAA-1	
Southern R.H.S.D.	(15)		BBB
(Boros of Barnegat Light, Beach Haven, Harvey Cedars, Ship Bottom & Surf City, Twps. of Long Beach & Stafford)			
Southern Gloucester Co. R.H.S.D.	(8)	BA	
(Twps. of Elk & Franklin)			
Sparta (Twp.)	(19)	BAA-1	A
Sparta (Twp.) S.D.	(19)	BAA-1	A
Spotswood (Boro)	(12)	A	
Spotswood (Boro) S.D.	(12)	A	
Springfield (Twp.)	(20)	A	
Springfield (Twp.) S.D.	(20)	A	
Spring Lake (Boro)	(13)	A	
Spring Lake (Boro) S.D.	(13)	A	
Spring Lake Heights (Boro) S.D.	(13)	BAA	
Stanhope (Boro) S.D.	(19)	BAA	
Stratford (Boro) S.D.	(4)	BAA	
Summit (City)	(20)	AA	AA
Teaneck (Twp.)	(2)	AA	AA
Teaneck (Twp.) S.D.	(2)	AA	AA
Tenaflly (Boro) S.D.	(2)	A	A
Tewksbury (Twp.) S.D.	(10)	A-1	
Tinton Falls (Boro)	(13)	BAA-1	A
Tinton Falls S.D.	(13)	BAA	
(Boro of Tinton Falls & Twp. of Shrewsbury)			
Toms River S.D.	(15)	A	A
(Twp. of Dover, Boros of Beachwood, Pine Beach and South Toms River)			
Totowa (Boro)	(16)	A	A
Totowa (Boro) S.D.	(16)	BAA-1	
Trenton (City)	(11)	AA	A
Trenton (City) S.D.	(11)	AA	A
Union City (City)	(9)	BAA	
Union Co. R.H.S.D. #1	(20)	A-1	
(Twps. of Berkeley Heights, Clark & Springfield, Boros of Garwood, Kenilworth & Mountainside)			
Union (Twp.)	(20)	A	AA
Upper Deerfield (Twp.) S.D.	(6)	BAA-1	
Upper Freehold R.H.S.D.	(13)	BAA	
(Boro of Allentown, Twp. of Upper Freehold)			

	Co.	Moody	S & P
Upper Saddle River (Twp.) S.D.	(2)	A	
Vernon (Twp.) S.D.	(19)	BAA	
Verona (Boro)	(7)	A-1	
Verona (Boro) S.D.	(7)	A-1	
Vineland (City)	(6)	A-1	AA
Voorhees (Twp.)	(4)		A
Voorhees (Twp.) S.D.	(4)		A
Waldwick (Boro)	(2)	BAA-1	
Waldwick (Boro) S.D.	(2)	BAA-1	
Wall (Twp.)	(13)	BAA	
Wall (Twp.) S.D.	(13)	BAA	
Wallington (Twp.)	(2)	BAA-1	
Wallington (Twp.) S.D.	(2)	BAA-1	
Wanaque (Boro) S.D.	(16)	BAA	BBB
Warren (Twp.)	(18)	A	
Warren (Twp.) S.D.	(18)	BAA	
Warren Hills R.H.S.D.	(21)	BAA	
(Twps. of Franklin, Mansfield & Washington, Boro of Washington)			
Washington (Boro)	(21)	BAA	
Washington (Twp.)	(2)	BAA-1	A
Washington (Twp.) Ambac Insured	(2)		AA
Washington (Twp.) S.D.	(8)	BAA	BBB
Washington (Twp.) S.D.	(14)	BAA	
Watchung (Boro)	(18)	A	
Watchung (Boro) S.D.	(18)	A	
Watchung Hills R.H.S.D.	(14 & 18)	A	A
(Twp. of Passaic, Boro of Watchung)			
Wayne (Twp.)	(16)	A-1	
Wayne (Twp.) S.D.	(16)	A-1	A
Weehawken (Twp.)	(9)	BAA	BBB
West Caldwell (Boro)	(7)	A-1	
West Deptford (Twp.)	(8)	A	
West Deptford (Twp.) S.D.	(8)	BAA	
West Essex R.H.S.D.	(7)	AA	
(Boros of Essex Fells, North Caldwell & Roseland, Twp. of Caldwell)			
West Long Branch (Boro)	(13)	A-1	
West Milford (Twp.) S.D.	(16)	BAA	
West Morris R.H.S.D.	(14)	A	
(Boros of Chester & Mendham, Twps. of Chester, Mendham, Mount Olive & Washington)			
West New York (Town)	(9)	BAA	BBB+
West New York (Town) S.D.	(9)	BAA	BBB+
West Orange (Town)	(7)	A	A
West Orange (Town) S.D.	(7)	A	
West Paterson (Boro)	(16)	BAA	
West Paterson (Boro) S.D.	(16)	BAA	
West Windsor (Twp.) S.D.	(11)	BAA-1	

	Co.	Moody	S & P
West Windsor-Plainsboro R.S.D.	(11 & 12)	BAA-1	A
(Boro of Plainsboro, Twp. of West Windsor)			
Westfield (Town)	(20)	AA	
Westfield (Town) S.D.	(20)	AA	AA
Westwood (Boro)	(2)	A	
Westwood R.S.D.	(2)	BAA-1	
(Boro of Westwood, Twp. of Washington)			
Wildwood (City)	(5)	BAA	
Wildwood Crest (Boro) S.D.	(5)	BAA	
Willingboro (Twp.)	(3)	BAA-1	BBB
Willingboro (Twp.) S.D.	(3)	BAA-1	
Winslow (Twp.) S.D.	(4)	BAA	
Woodbridge (Twp.)	(12)	AA	
Woodbridge (Twp.) S.D.	(12)	A	
Woodbury (City) S.D.	(8)	AA	
Woodcliff Lake (Boro)	(2)	A	
Woodcliff Lake (Boro) S.D.	(2)	A	A
Wood-Ridge (Boro) S.D.	(2)	BAA	
Woodstown (Boro)-Pilesgrove (Twp.) R.S.D.	(17)	BAA	
Wyckoff (Twp.)	(2)	A	A
Wyckoff (Twp.) S.D.	(2)	A	A

COUNTIES

Atlantic County	(1)	BAA-1	
Bergen County	(2)	AAA	
Burlington County	(3)	AA	AA
Camden County	(4)	A-1	A
Cape May County	(5)	BAA	
Cumberland County	(6)	AA	
Essex County	(7)	AA	AA
Gloucester County	(8)	A-1	A+
Hudson County	(9)	BAA-1	
Hunterdon County	(10)		
Mercer County	(11)	AA	AA
Middlesex County	(12)	AA	AA
Monmouth County	(13)	A-1	A+
Morris County	(14)	AAA	AAA
Ocean County	(15)		
Passaic County	(16)	AA	AA
Salem County	(17)		
Somerset County	(18)	AA	AA
Sussex County	(19)	A	A
Union County	(20)	AA	AA
Warren County	(21)	AA	

AUTHORITIES	Co.	Moody	S & P
Asbury Park (City) P.A. (13)			
Atlantic Co. Improvement Auth.			
(City Lease)	BAA	BBB	
(County Lease)	BAA	A	
Atlantic Co. S.A. (1)			
Atlantic Highland-Highlands			
Regional S.A. (16)			
Avalon (Boro) S.A. (5)			
Bayshore Community Hospital . . (13)	A		
Bayshore Regional S.A. (13)			
Beach Haven (Boro) S.A. (15)			
Bellmawr (Boro) S.A. (4)		BBB	
Bergen County S.A. (2)	A-1	A	
Berkeley (Twp.) S.A. (15)			
Berlin (Twp.) M.U.A. (4)			
Bernards (Twp.) S.A. (18)			
Beverly (City) S.A. (3)			
Boonton (Town) P.A. (14)			
Brick (Twp.) M.U.A. (15)			
Bridgewater (Twp.) S.A. (18)			
Buena (Boro) M.U.A. (1)			
Camden County M.U.A. (4)			
Cape May County Bridge Comm. (5)	BAA	BBB+	
Cape May County M.U.A. (5)			
Carlstadt (Boro) S.A. (2)			
Cinnaminson (Twp.) S.A. (3)			
Clayton (Boro) S.A. (8)			
Clementon (Boro) S.A. (4)			
Cumberland County S.A. (6)			
Delanco (Twp.) S.A. (3)			
Delaware Memorial Bridge			
Delaware River Basin Commission.			
Delaware River & Bay Authority. .	A-1	A	
Delaware River Joint Toll Bridge			
Comm.	BAA		
Delaware River Port Authority			
Revenue 5 5/8, 6 & 6 1/2%	A	BBB+	
Refunded Revenue 5-5.40 &			
7 1/4%	AAA	AAA	
Special Obligation Refunding 5 1/2%	A	AAA	
Special Obligation Refunding			
5 1/4-5.60%	AAA	AAA	
Special Revenue Refunding 7 1/4%	A	BBB	
Delaware (Twp.) M.U.A. (10)			
Delran (Twp.) S.A. (3)			
Deptford (Twp.) M.U.A. (8)	BAA	BBB	
Dover (Twp.) S.A. (15)	A	A	
Dunellen (Boro) P.A. (12)			
East Brunswick (Twp.) S.A. . . . (12)	A		
East Rutherford (Boro) S.A. . . . (2)	BAA	A	
East Windsor (Twp.) M.U.A. . . . (11)	BAA-1		
Eatontown (Boro) S.A. (13)			
Edgewater Park (Twp.) S.A. . . . (2)			

	Co.	Moody	S & P
Egg Harbor (Twp.) M.U.A. (1)			
Elizabeth (City) P.A. (20)			
Evesham (Twp.) M.U.A. (3)			
Ewing (Twp.)-Lawrence (Twp.)			
S.A. (11)	A	A	
Florham Park (Boro) S.A. (14)	BAA		
Fort Lee (Boro) P.A. (2)			
Franklin (Twp.) M.U.A. (8)			
Franklin (Twp.) S.A. (18)			
Galloway (Twp.) M.U.A. (1)			
Gibbsboro (Boro) M.U.A. (4)			
Gloucester (City) S.A. (4)			
Gloucester County S.A. (8)	A	A	
Gloucester (Twp.) M.U.A. (4)	BAA		
Hackettstown (Town) M.U.A. . . . (21)	BAA	BBB	
Hamilton (Twp.) M.U.A. (1)			
Hammononton (Town) P.A. (1)			
Hanover (Twp.) S.A. (14)			
Hazlet (Twp.) S.A. (13)	BAA-1	BBB	
Hillsborough (Twp.) M.U.A. . . . (18)			
Hoboken (City) P.A. (9)	BA		
Hopewell (Twp.) M.U.A. (11)			
Hudson Co. Recreation Authority (9)			
Hudson County S.A. (9)			
Irvington (Town) P.A. (7)	A		
Jackson (Twp.) M.U.A. (15)			
Jersey City Comm. Hsg., Inc. . . (9)	A	AA	
Jersey City Incinerator Authority. (9)	BAA	BBB+	
Jersey City P.A. (9)			
Jersey City S.A. (9)	BAA	BBB+	
Lacey (Twp.) M.U.A. (15)			
Lakewood (Twp.) M.U.A. (15)			
Lambertville (City) S.A. (10)			
Landis (Twp.) S.A. (6)	BAA		
Laurel Springs (Boro) S.A. (4)			
Linden (City)-Roselle (Boro) S.A. (20)	A-1		
Lindenwold (Boro) M.U.A. (4)			
Little Egg Harbor (Twp.) M.U.A. . (15)			
Little Falls (Twp.) M.U.A. (16)			
Long Beach (Twp.) S.A. (15)		BBB	
Long Branch (City) S.A. (13)			
Lower Penns Neck (Twp.) S.A. . . (17)			
Lower (Twp.) M.U.A. (5)	BAA	BBB	
Lumberton (Twp.) S.A. (3)			
Madison (Twp.) S.A. (12)	BAA		
Madison (Twp.) M.U.A. 1st Lien (12)		BBB	
Magnolia (Boro) S.A. (4)			
Manasquan River Regional S.A. . (13)			
Manchester (Twp.) M.U.A. (15)			
Marlboro (Twp.) M.U.A. (13)			
Matawan (Twp.) M.U.A. (13)			
Mercer County Improvement			
Auth. (11)			

	Co.	Moody	S & P
Merchantville (Boro)-Pennsauken			
(Twp.) Water Commission . . . (4)	A-1		
Metuchen (Boro) P.A. (12)			
Middlesex County S.A. (12)	A		
Middletown (Twp.) S.A. (13)			
Refunded 7.20-8 1/4%	AAA	AAA	
Refunding 5 1/4-6 1/8 & 7 1/4% . .	BAA-1	BBB	
Monmouth County Bayshore			
Outfall Authority (13)	BAA	BBB	
Monroe (Twp.) M.U.A. (8)			
Monroe (Twp.) M.U.A. (12)			
Montville (Twp.) M.U.A. (14)		A	
Morris County M.U.A. (14)			
Morristown (Town) P.A. (14)	AA	A+	
Mount Holly (Twp.) S.A. (3)	BAA		
Mount Laurel (Twp.) M.U.A. . . . (3)		BBB	
Musconetcong S.A. (14 & 19)			
National Park (Boro) M.U.A. . . . (8)			
Newark (City) P.A. (7)	BAA	BBB	
New Brunswick (City) P.A. . . . (12)	A		
N.J. Educational Facilities Authority			
Fairleigh Dickinson University . (2)	BAA-1	A	
Glassboro State (Co. Gr. Bldg.) (8)	A	A	
Jersey City State (9)	A	A	
Kean College (20)	BAA-1	BBB	
Monmouth College (13)	A	BBB+	
Montclair State (Stud. Ctr. Bldg.) (7)	A	A	
Montclair State (Student Hsg.) . . (7)	A	BBB	
Ramapo Coll. (Campus Life Bldg.) (2)	BAA-1	A	
Ramapo College (Student Hsg.) . (2)	BAA-1	BBB	
Richard Stockton (Coll. Ctr. Bldg) (1)	BAA-1	A	
Richard Stockton (Student Hsg.) (1)	BAA-1	BBB	
Rider College (11)		A	
Rutgers, The State University . . (12)	A	A	
St. Peter's College (9)	A	A	
Trenton State (11)	BAA-1	BBB	
Union College (20)	A	A	
William Patterson (College Hsg.) (16)	BAA-1	BBB	
N.J. Expressway Authority. . . . (1 & 4)	BAA	BBB	
N.J. Health Care Facilities Fin. Auth.			
Chilton Memorial Hospital . . . (16)	A	A	
Coll. of Medicine & Dentistry . . (7)	A-1	AA	
Community Hospital Group . . . (12)	A	A	
Helene Fuld Medical Ctr. . . . (11)	A-1	A	
Our Lady of Lourdes Hosp. . . . (4)	A	A	
Shore Memorial Hospital (1)	BAA-1	A	
N.J. Highway Authority			
State Guaranteed 2 1/2-3%	AAA	AAA	
Revenue 3 1/4-3.40%	A-1	AA	
Junior Revenue 4 1/4%	A	A	
Improvement Revenue 6 1/2% . . .	A	BBB	
N.J. Housing Finance Agency . . .	A-1	A+	
N.J. Mortgage Finance Agency . .	A-1	AA	

	Co.	Moody	S & P
N.J. Sports & Exposition Authority	(2)	BA	BBB
N.J. Turnpike Authority			
Revenue & Revenue Refunding			
4%, 5 1/8, 5.20, 5% &			
5 7/8%		AA	AA
Improvement Revenue 5.70%.		A	A
Revenue Refunded 7%		AAA	AAA
Newton (Town) P.A.	(19)		
Northeast Monmouth County S.A.	(13)	A	A
Northwest Bergen County S.A.	(2)		
Sewer System 4 3/4%-7 3/4%		A	
Refunded		AAA	
Oakford Lakes M.U.A.	(15)		
Ocean County Regional S.A.	(15)		
Ocean (Twp.) S.A.	(13)	BAA	BBB
Ocean (Twp.) M.U.A.	(15)		
Passaic County S.A.	(16)		
Passaic Valley Sewerage Comm.	(16)	BAA	A
Passaic Valley Water Comm.	(16)	A	AA
Paterson (City) P.A.	(16)	BAA	A
Pemberton (Twp.) M.U.A.	(8)		
Pennsauken (Twp.) S.A.	(4)		
Penns Grove (Boro) S.A.	(17)		
Pennsville (Twp.) S.A.	(17)		
Pequannock, Lincoln Park &			
Fairfield S.A.	(7 & 14)	A	
Perth Amboy (City) P.A.	(12)	BAA	
Pine Hill (Boro) M.U.A.	(4)		
Plainfield (City) P.A.	(20)		
Point Pleasant (Boro) M.U.A.	(15)		
Point Pleasant Beach (Boro) M.U.A.	(15)		
Point Pleasant Beach (Boro) P.A.	(15)		
Pompton Lakes (Boro) M.U.A.	(16)		
Port of New York & New Jersey Auth.			
Airport & Marine Terminals		AA	AA
Bank Loan & Consolidated Rev.		A	A
Commuter Car (N.Y. St. Gtd.)		A-1	AA
General & Refunding		AA	AA
Rahway (City) P.A.	(20)		
Rahway Valley S.A.	(20)	A	A
Randolph (Twp.) M.U.A.	(14)		
Raritan (Twp.) M.U.A.	(10)		BBB
Ringwood (Boro) S.A.	(16)	BAA-1	
Riverside (Twp.) S.A.	(3)		
Rockaway Valley S.A.	(14)		
Rockleigh (Boro) S.A.	(2)		
Runnemede (Boro) S.A.	(4)		
Rutgers, The State University	(12)	A	AA
Secaucus Leased Hsg. Corp.	(9)		
First Mortgage		A	AA
Special Obligation		AAA	AAA
Ship Bottom (Boro) S.A.	(15)		
Somerset-Raritan Valley S.A.	(18)		

	Co.	Moody	S & P
Somers Point (City) S.A.	(1)		
South Brunswick (Twp.) M.U.A.	(12)		
South Jersey Port Corporation.		BAA	AA
South Monmouth Regional S.A.	(13)		
South River (Boro) P.A.	(12)		
South Shore Vill. II Leased Hsg.			
(Corp.)	(9)	A	AA
Stafford (Twp.) M.U.A.	(15)		
Stony Brook Regional S.A.	(11)		
Stratford (Boro) S.A.	(4)		
Sussex County M.U.A.	(19)		
Trenton (City) P.A.	(11)		
City Gtd.		AA	A
City Gtd. & Co. Lease		AA	A+
Tuckerton (Boro) M.U.A.	(15)		
Union City (City) P.A.	(9)		
Upper Penns Neck (Twp.) S.A.	(17)		
Wanaque (Boro) M.U.A.	(16)		
Wanaque Valley Regional S.A.	(16)		
Warren County S.A.	(21)		
Warren (Twp.) S.A.	(18)		
Washington (Boro) P.A.	(21)		
Washington (Twp.) M.U.A.	(8)	BAA	BBB
Washington (Twp.) M.U.A.	(11)		
Washington (Twp.) M.U.A.	(14)		
Watchung (Boro) S.A.	(18)		
West Milford (Twp.) M.U.A.	(16)		
West New York (Town) P.A.	(2)		
West Windsor (Twp.) S.A.	(11)		
Western Monmouth U.A.	(13)	BAA-1	
Weymouth (Twp.) M.U.A.	(1)		
Wharton (Boro) S.A.	(14)		
Wildwood (City) Convention Hall			
Authority	(5)		
Wildwood (City) P.A.	(5)		
Willingboro (Twp.) M.U.A.	(3)		
Woodbine (Boro) M.U.A.	(5)		
Woodstown (Boro) S.A.	(17)		
Wrightstown (Boro) M.U.A.	(3)		

ABBREVIATIONS

M.U.A.	—	Municipal Utilities Authority
P.A.	—	Parking Authority
S.A.	—	Sewerage Authority

MUNICIPAL BOND INSURANCE ASSOCIATION

The following bond issues are rated "AAA" by Standard & Poor's by virtue of their being insured by "M.B.I.A.".

	Co.	Coupon
Atlantic Highlands (Boro)	(13)	6.50%
Bayshore Regional S.A.	(13)	5.75-7.40%
Cranford (Twp.)	(20)	7.30%
Deptford (Twp.)	(8)	7.10%
Fairfield (Boro)	(7)	7.15%
Fort Lee (Boro)	(2)	7.10%
Manville (Boro)	(18)	6.625%
Marlboro (Twp.) S.D.	(13)	7.20%
North Brunswick (Twp.)	(12)	6.80%
North Wildwood (City)	(5)	6.75%
Old Bridge (Twp.)	(12)	7.00%
Pequannock (Twp.) S.D.	(14)	6.85%
Pequannock, Lincoln Park &		
Fairfield S.A.	(7 & 14)	6.20-7.70%
Red Bank (Boro)	(13)	6.50%
Ringwood (Boro) S.D.	(16)	7.05%
Secaucus (Town) S.D.	(9)	6.80%
South Monmouth Regional S.A.	(13)	8.00%
Sparta (Twp.) S.D.	(19)	7.20%
West Caldwell (Boro)	(7)	6.70%
West New York (Town)	(9)	7.20%
West New York (Town) S.D.	(9)	7.20%
West New York (Town) S.D.		
St. Aid	(9)	7.30%

Co. Moody S & P

INDUSTRIAL REVENUE AND POLLUTION CONTROL

	Co.	Moody	S & P
Atlantic City Electric Co.	(5)	AA	A
Exxon Corp.	(20)	AAA	AAA
FMC Corp.	(12)	A	A
The B.F. Goodrich Co.	(17)	A	
Interpace (N.J. Eco. Dev. Auth.)	(14)		A
Mobil Oil	(8)	AAA	AAA
Monsanto Corp.	(8)	AA	AA
Public Service Electric & Gas	(20)		AA
Standard Oil of California	(12)	AAA	AAA

The information contained herein has been carefully compiled and, although not guaranteed, we believe it to be correct as of January 1, 1976.

GLOSSARY

ANNUAL BUDGET: the governing body of each local unit is required by law to adopt a budget for each calendar year. The law is N.J.S. 40A:4-1 et. seq., known as the "local budget law." Every municipality and county in New Jersey operates on a full cash basis.

ANNUAL DEBT STATEMENT: sworn statement filed by law by the chief financial officer of the local unit, attesting to the debt condition of the local unit. The law is N.J.S. 40A:2-1 et. seq., known as the "local bond law."

ASSESSED VALUATION: the proportional value of property assessed for real property taxation as determined by the local assessor whose jurisdiction extends over a municipal area. (See Net Valuation Taxable.)

ASSESSMENT OF TAXES: the process of levying property taxes proportioned to property value. The expenditure report line with this title includes expenditures incurred for supervision and maintenance of appraisal and assessment records, tax map preparation and maintenance, revaluation programs, and other activities of the local assessor and the County Board of Taxation.

AUTHORITIES: corporate public agencies created to perform specific functions within a local unit or region. Authorities have power to levy and collect service charges, incur debt, and operate autonomously.

AUTHORITY DEBT: indebtedness of an authority outstanding on the date specified.

BANK STOCK TAX: applies to all banks and banking associations, organized under the authority of New Jersey and whose principal place of business is New Jersey. This tax was a county and municipal tax prior to 1970. The rate was increased from 3/4% to 1 1/2% in 1970 on the value of common and preferred stock, and provision was made for the distribution of 1/2 the proceeds to state for general state purposes, the other half is equally divided by the county and municipality in which the bank(s) is located. Recently enacted legislation (c. 170 P.L. 1975) repeals the Bank Stock Tax Act and renders banks taxable under the Corporation Business Tax Act. Banks will be taxable upon their net income and net worth as in the case of corporations commencing in 1976. Distribution of this tax remains unchanged.

BOND ORDINANCE: an ordinance adopted by the governing body of the local unit providing for the authorization of bonded indebtedness and repayment obligations under N.J.S. 40A:2-1 et. seq., known as the "local bond law."

BOND RATINGS: the credit rating assigned to a municipality or county by two agencies recognized as experts in the field of appraisal of local government finances. It will be noted that all local units are not rated. At present, both services -- Moody's and Standard and Poor's -- when a bond issue is sold and if the local unit does not contract with either of the two rating organizations for a credit rating, the rating previously given is withdrawn.

CAPITAL DEBT: the long-term or short-term indebtedness authorized by bond ordinance for expenditures of a capital nature.

CAPITAL DEBT ISSUED AND OUTSTANDING: principal amount of all capital debt issued and unpaid on the date specified.

CAPITAL IMPROVEMENTS: the capital improvement expenditure data in this report includes: down payments on improvements (a 5% down payment is required in the "local bond law" when making an appropriation for improvement by ordinance), "Capital Improvement Fund" (which may be used to provide the necessary down payment or may be used to finance the improvement in whole or in part through an ordinance appropriation), and other capital improvement appropriations for capital projects or items of equipment such as fire engines, road scrapers, ambulances, etc.

CAPITAL OUTLAY: expenditures by ordinance or budget appropriation for the construction, purchase, or improvement of fixed assets such as buildings and equipment, parks and playgrounds, vehicular equipment, streets, roads, sidewalks, storm sewers, etc. (See list of Capital Outlay on individual pages of local units.)

CASH BASIS BUDGET: a balanced budget, showing that there will be sufficient cash collected during the year to meet all debt service requirements, necessary operations of the local unit, and any mandatory payments required.

CHIEF FINANCIAL OFFICER: means the Director of Revenue and Finance, Comptroller, Treasurer, Collector or other financial officer of a municipality, or the treasurer of a county.

CORRECTIONAL AND PENAL: emergency shelters for minors accused of a crime: penitentiaries, jails, and detention houses.

COUNTY: a local unit of government governed by a Board of Chosen Freeholders. The County is responsible for welfare, education, tax assessment, elections, etc. (There are 21 counties in New Jersey.)

COUNTY EQUALIZATION RATIO: the equalization ratio used by the County Board of Taxation to calculate column 11 of the County Abstract of Ratables.

COUNTY EXTENSION SERVICES: farm and home demonstrations, 4-H Clubs, and related activities.

COUNTY TAXES: the amount paid by the municipality to the county for the municipal share of the county tax levy as apportioned by the County Board of Taxation.

CURRENT FINANCES: the current financial position of a local unit as reflected in its condensed current fund balance sheet for the fiscal year reported.

DEBT LIMITATION: the statutory debt limit in New Jersey is 3 1/2% for municipalities and 2% for counties, computed on the "equalized valuation basis."

DEBT SERVICE: the payment made by the local unit of the principal, interest and other charges on the obligations issued by it whether temporary or permanent.

DEDUCTIONS (FROM GROSS DEBT TO CALCULATE NET DEBT): the "local bond law" defines the methods for calculating the deductible portion of gross capital debt. All school debt within the statutory limit is deductible. All self-liquidating or utility debt is deductible if the utility is self-sustaining. If the utility is not self-sustaining, the operating deficit is capitalized at 5% and becomes a charge against the debt limit of the municipality. The deductions from other debt come about through funds on hand, accounts receivable, and similar specific items allowable as deductions. Also bonds authorized by another Public Body to be guaranteed by the municipality are deductible.

DEFERRED CHARGES: unbudgeted expenditures, payment of prior year's bills, deferred charges to future taxation.

DELINQUENT TAXES: all taxes unpaid at the close of the year.

DISTRICT SCHOOL TAXES: Payments to the local school district, regional school district and consolidated school district for the support of the school budget.

EFFECTIVE TAX RATE: the effective tax rate is the tax rate which would apply if the property taxed were assessed at true value. Because New Jersey defines truevalue as market value, and conducts a statistically designed sales ratio program in order to calculate state promulgated equalization ratios, the effective property tax rate for New Jersey municipalities is the general tax rate multiplied by the equalization ratio.

ENVIRONMENTAL INSPECTION AND CONTROL: the expenditure line in this report includes these activities: code enforcement; building inspection; plumbing inspection; electrical inspection; elevator inspection; gas inspection; air conditioning inspection; heating plant inspections; housing and rooming house inspection; air pollution control; water pollution control; and sanitary inspections of nursing homes, hotels, motels, and trailer camps.

EQUALIZATION RATIO: the ratio of assessed value to true (market) value of real property.

EQUALIZED VALUATION: the true (market) value of real property, calculated by dividing the assessed value by the equalization ratio (see also State Equalized Value).

EQUALIZED VALUATION BASIS: the average of the three (3) preceding years of the sum total of: (a) the aggregate equalized valuations of real property as certified in the Table of Equalized Valuations published by the Director of the Division of Taxation of the Department of the Treasury on October 1st of each year; and (b) the assessed valuation of Class II railroad property as set forth in the Table of Equalized Valuations referred to in (a) above.

EXPENDITURES: actual cash disbursements plus amounts reserved to meet bills incurred during the year but unpaid at the close of the calendar year.

FISCAL YEAR: the fiscal year of all New Jersey counties and municipalities is the calendar year.

GENERAL TAX RATE: the general tax rate is the rate applied to the net taxable assessed valuation of a municipality to yield the required tax levy. It is the rate shown on the County Abstract of Ratables and on the tax bill. Because of varying assessment practices, it is a rate which has no meaning in comparative tax rate studies.

GROSS DEBT: includes all bonds and notes authorized or guaranteed by a local unit or a school district, whether or not issued. Does not include tax anticipation notes, emergency notes, special emergency notes, or utility revenue notes.

HEALTH SERVICES EXCEPT ENVIRONMENTAL: the municipal expenditure line in this report includes these activities: health boards and departments; physicians; visiting nurses; morgues; vital statistics; disease control; food; drug; food handling inspections; public baths; municipal child evaluation centers; municipal deprived children care; contributions to health organizations; narcotics centers; diagnostic centers; mental health and similar activities. The county expenditure line includes those of these activities not reported as a separate activity.

HUMAN RESOURCES: the expenditure line in this report includes activities such as those for youth, aging, Senior Citizens, child care centers, anti-poverty programs, head-start programs, etc.

LAND RECLAMATION AND CONSERVATION: the municipal expenditure line in this report includes these activities: water policy and conservation; flood prevention and damage; and conservation of natural resources.

LINE ITEM: a budget line item is an appropriation or a specific anticipated revenue. A property line item is an entry on the tax rolls.

LOCAL PURPOSE TAXES: the amount of taxes assessed to support the municipal budget (i.e. to operate and maintain the municipality and provide for municipal debt service.)

LOCAL UNIT: a county or municipality.

MOODY RATING: the Moody Rating is the credit rating given by the Moody's Investors Service.

MUNICIPAL FUNCTIONS: expenditures necessary to operate the municipality and provide the services required.

MUNICIPAL PUBLIC UTILITY: an agency created to perform specific functions within a municipal, county, or regional area. Operations are separate and distinct from the local unit, but not autonomous with respect to it. There are now nine types of municipal utilities in New Jersey: airport, beach, water, water and sewer, sewer, harbor, electric, parking, swimming pool.

MUNICIPALITY: a municipal corporation (there are no unincorporated territories in New Jersey). The name of a New Jersey municipality (i.e., city, town, township, borough, or village) does not indicate size, population or form of government.

NET DEBT: the amount of authorized debt remaining after statutory deductions are taken. The present law limits the amount of net debt for municipalities to 3 1/2% of equalized valuation basis for the sum on municipal and school debt. The present law limits the amount of net debt for counties to 2% of equalized valuation basis.

NET VALUATION ON WHICH COUNTY TAXES ARE APPORTIONED: this figure is taken from column 11 of the County Abstract of Ratables. It includes the County equalization of net valuation taxable, plus several statutory adjustments, plus an equivalent valuation for the business personalty taxes collected and replaced by the State.

NET VALUATION TAXABLE: the assessed valuation of real property, excluding Class II railroad property, over which property taxes are levied. Telephone and telegraph equipment are assessed locally, and are included in this figure.

OTHER JUDICIAL: court attendants and services of court reporters.

OTHER PUBLIC WORKS: the expenditure line in this report includes these activities: motor vehicle maintenance and fueling; public works equipment purchase and maintenance; general administration of public works; recreational flying fields; transportation capital expenditures; marine and harbor improvements; water system and improvements; feasibility studies; and purchase of municipal utilities.

OTHER REVENUES, REVENUE SHARING TAX EFFORT: includes realized alcohol beverage licenses, interest and costs on taxes and building permits, as well as any other miscellaneous licenses and permits reported in the budget.

PARCEL: a parcel is a piece of property entered on the tax map as one unit and carried on the tax rolls for assessment and tax collection purposes as one unit.

PER CAPITA FIGURES: computations are based upon the estimated population for the report year. Care should be taken in using these figures for comparative purposes, since all services included are not necessarily provided to the residential population for the report year. Future research is planned to find a better measurement for cost comparisons.

PLANNING, HOUSING AND DEVELOPMENT: the expenditure line in this report includes these activities: zoning; urban renewal; housing; planning; economic development; industrial commissions; physical rehabilitation; model cities programs; boards of adjustment; tidelands and meadowlands development; urban development; and community planning.

POPULATION: the July 1, 1974 State of New Jersey Department of Labor and Industry estimated population figures including all amendments made to the official final April 1, 1970 census of population conducted by the U.S. Department of Commerce, Bureau of Census.

PROPERTY ACQUIRED BY DEED OR FORECLOSURE: (often referred to as foreclosed property.) When property taxes are unpaid, the collector is required by law to sell the property for non-payment of taxes. If there is no outside purchaser, the property is acquired by the municipality and the tax title lien is vested in the municipality. After 6 months from the date of the tax title lien sale, the municipality is permitted by law to foreclose the property owner's right of redemption of the lien and, thus, acquire title to the property.

RATABLE: a ratable is a taxable parcel of real property.

RESERVE FOR UNCOLLECTED TAXES: an item in the municipal budget which is designed to insure the municipality sufficient cash with which to carry out its functions after providing in full to other governmental units -- local schools, county and special districts. This reserve becomes a tax levy added to the tax levy required to meet the budget, and represents the amount of tax monies expected to remain uncollected at the end of the year, based on the collection level of the previous year.

REVENUES: monies which were received during the calendar year. Surplus revenue may be in part offset by deferred charges and State Aid may be represented by State funds set aside as a reserve but not yet paid over.

SPECIAL DISTRICTS: independent governmental corporations created within a local municipal unit to provide definite functions and having power to tax, impose service charges and incur debt. They are autonomous, and their officials are usually elected, not appointed.

STANDARD AND POOR RATING: the Standard and Poor Rating is the credit rating given by the Standard and Poor Company.

STATE AID: revenues represent amounts received from the State under the several State Aid programs authorized by the State Legislature. These include State road aid, highway lighting, building allowances for Type I Schools and others.

STATE AND LOCAL FISCAL ASSISTANCE ACT OF 1972 (Revenue Sharing): in general, funds received by units of local government from the federal government, and may be used only for priority expenditures, maintenance and operating expenses for (1) Public safety, environmental protection, public transportation, health, recreation, libraries, social services for the poor and aged, and financial administration; (2) Ordinary and necessary capital expenditures authorized by law. These utilizations are included in the report.

STATE EQUALIZATION RATIO: the equalization ratio promulgated by the Director of the Division of Taxation on October 1st of each year.

STATE EQUALIZED PROPERTY TAX RATES: derived by multiplying the general tax rate by the ratio of assessed value to true value (see table).

STATE EQUALIZED VALUE: the item reported in this report is calculated by dividing the net valuation taxable by the State Equalization Ratio to arrive at true value.

STATE EQUALIZED VALUATION: is promulgated by the Director of Taxation and represents a uniform computation of property value by formula designed to provide equitable distribution of State Aid programs.

STATUTORY: this term is used to identify a situation established by law. For example: a statutory expenditure is one required by law.

TAX RATE: means the general tax rate applicable to all taxable property. It is derived by dividing the total tax levy by the net valuation taxable. All tax rates shown are based upon \$100 valuation.

TAX TITLE LIENS: this asset is created as a result of sale by municipality for non-payment of real estate taxes, delinquent assessments, utility charges or special district taxes.

TYPE I SCHOOL DEBT SERVICE: the amount of principal and interest included in the budget of the municipal corporation for payment of debt for school structures in Type I (formerly called Chapter VI) School Districts.

VETERAN AND SENIOR CITIZEN TAXES: veterans and senior citizens receive a special property tax deduction on their tax bill. The amount for veterans is \$50 and for senior citizens \$160. These deductions are summed for each municipality, and the total amount added to the budgeted tax levy before the tax rate is struck. This insures that the amount of money involved is raised by local property taxation. Thus, though the deductions are granted to qualifying owners, a tax is levied to finance the grant. The State reimburses the municipalities for one-half of the allowed deductions. In 1976 this local tax liability will be eliminated and the State will assume this obligation in its entirety.

WEIGHTS AND MEASURES: county and local inspections of weighing and measuring equipment and related law enforcement.

