

974.901
L852.1
C.3

FIFTY-FIRST ANNUAL REPORT OF THE DIVISION OF LOCAL GOVERNMENT SERVICES 1988

STATEMENTS OF FINANCIAL CONDITION OF COUNTIES AND MUNICIPALITIES

SEP 10 1990

DECEMBER 1989

STATE OF NEW JERSEY
Jim Florio, *Governor*

DEPARTMENT OF COMMUNITY AFFAIRS
Melvin R. Primas, Jr., *Commissioner*
Barry Skokowski, Sr., *Deputy Commissioner*

**FIFTY-FIRST ANNUAL REPORT
OF THE
DIVISION OF LOCAL GOVERNMENT SERVICES
1988**

**STATEMENTS OF FINANCIAL CONDITION
OF COUNTIES AND MUNICIPALITIES**



Prepared by

STATE OF NEW JERSEY
N.J. DEPARTMENT OF COMMUNITY AFFAIRS
DIVISION OF LOCAL GOVERNMENT SERVICES

STATE OF NEW JERSEY
Jim Florio, *Governor*

DEPARTMENT OF COMMUNITY AFFAIRS
Melvin R. Primas, Jr., *Commissioner*
Barry Skokowski, Sr., *Deputy Commissioner*

DIVISION OF LOCAL GOVERNMENT SERVICES
Barry Skokowski, Sr., *Director*

TABLE OF CONTENTS

Letter of Transmittal	1
Foreword	2
Composition of Local Finance Board and State Officials	3
Acknowledgment	4
Statewide Totals for 1986 and Types of Local Government Units in New Jersey	5
 COUNTY GOVERNMENT FISCAL DATA	
A two page set for each county follows:	6
1. County Government Fiscal Data	
2. Map of the County	
3. Summary Map of County Units	48
4. Summary of 21 County Government Data Sheets	50
 MUNICIPAL FISCAL DATA SUMMARIZED BY COUNTIES	
1. Summary of 567 Municipal Government Data Sheets	51
2. Municipal Fiscal Summaries by Counties	52
 MUNICIPAL FISCAL DATA	
One page per municipality, arranged alphabetically by name of municipality	73
 MUNICIPALITIES OPERATING UNDER SPECIAL STATUTORY FORMS OF GOVERNMENT	640
 POPULATION DATA	
Table 1: Population Classification of New Jersey Counties and Cities	641
Table 2: Local Units Ranked by Population - 1986 Estimates	642
 SUMMARY OF STATEWIDE FINANCES, EXPENDITURES AND REVENUES	
Table 3: Summary of Current Finances of all Municipalities and Counties - 1982-1986	647
Table 4: Summary of Expenditures and Revenues of all County Government - 1982-1986	648
Table 5: Summary of Expenditures and Revenues of all Municipalities - 1982-1986	649
 DATA ON DEBT	
Table 6: Statewide Trends in Statutory Net Capital Debt	650
Table 7: Total Gross and Net Debt of Municipalities and Counties by County	651
Table 8: Authority Debt	652
 DATA ON LOCAL TAXATION	
Table 9: Trends in Current and Delinquent Local Property Taxes	655
Table 10: Special District Tax Levies in 1986	656
Table 11: State Equalized Property Tax Rates - All Municipalities by County	657
 DATA ON MUNICIPALLY OPERATED UTILITIES	
Table 12: Finances of Municipally Operated Utilities	665
 SUPPLEMENTARY DATA	
Table 13: County Local Health Services and Vocational School Taxes	673
 GENERAL REVENUE SHARING UTILIZATION BY ALL LOCAL UNITS FOR THE YEAR 1986	675
 GRAPH: DEBT TRENDS OF NEW JERSEY MUNICIPALITIES AND COUNTIES	676
 STATUTORY FORMS OF LOCAL UNIT GOVERNMENT	677
 GLOSSARY	678



State of New Jersey

JAMES J. FLORIO
GOVERNOR

DEPARTMENT OF COMMUNITY AFFAIRS

MELVIN R. PRIMAS, JR.
COMMISSIONER

LOCATION

WILLIAM ASHBY COMMUNITY AFFAIRS BUILDING
101 SOUTH BROAD STREET
TRENTON NEW JERSEY

MAILING ADDRESS

CN 800
TRENTON, N. J. 08625-0800

TO: The Honorable Jim Florio
Governor

Members of the New Jersey Legislature

FROM: Melvin R. Primas, Jr. *MRP*

I am pleased to transmit the Fifty-first Annual Report of the Division of Local Government Services.

In accordance with New Jersey Statute, the report includes comparative financial statistics of all municipalities and counties in the state. The statistics are tabulated to highlight the cost of government, the cost of principal services, the amount of debt incurred and other pertinent data.

FOREWORD

This report, the Fifty-first in a series which has been published consecutively since 1938, closely parallels all preceding annual reports.

Information pertinent to the form of government and the number of members on the governing body is exhibited on each local unit page. Definitional information relative to statutory forms of government appears towards the end of the report. Similarly, a tabulation is provided listing the different types of governmental forms by county units.

As in prior years, care has been taken to preserve the comparability of data and to present, in convenient form, current financial and other statistics of the 588 local units of New Jersey government without diminishing the value of these reports as a historical series. The availability of current statistics of local finance has been of increasingly significant value to federal, state and local government officials, research groups, students of local finance, and investors in municipal and school bond markets.

The financial statistics contained in this report have been assembled from financial statements prepared by the chief financial officer of the local unit. Computer checks applied to this data and our studies conclude that these statements are adequate for reporting purposes.

In addition to the municipal and county financial data, there are a number of special tables comparing revenues and expenditures, debt trends and equalized tax rates over the current decade. Also, tables listing each unit in descending population order and another describing municipally operated utilities are provided.

A glossary providing essential information for the proper use of specific data is presented at the end of the report to assist those who may be unfamiliar with municipal finance and its terminology.

STATEWIDE TOTALS FOR 1988

Population, 1980 Revised	7,364,823
Population, 1988 (Provisional)	7,721,077
Land Area (Square Miles)	7,487.32
Net Valuation Taxable-Municipal	272,229,127,668
Net Valuation Taxable-County	389,914,783,787
State Equalized Valuation	438,871,307,163
Tax Levy	7,755,666,441.51

TYPES OF LOCAL GOVERNMENT UNITS IN NEW JERSEY

COUNTIES (21)

MUNICIPALITIES (567)

COUNTY	BOROUGH	TOWNSHIP	CITY	TOWN	VILLAGE	TOTAL
Atlantic	3	6	13	1	0	23
Bergen	56	9	3	0	2	70
Burlington	6	31	3	0	0	40
Camden	27	8	2	0	0	37
Cape May	7	4	5	0	0	16
Cumberland	1	10	3	0	0	14
Essex	1	19	2	0	0	22
Gloucester	10	13	1	0	0	24
Hudson	1	2	4	5	0	12
Hunterdon	10	14	1	1	0	26
Mercer	4	8	1	0	0	13
Middlesex	12	10	3	0	0	25
Monmouth	35	15	2	0	1	53
Morris	16	20	0	3	0	39
Ocean	19	14	0	0	0	33
Passaic	10	3	3	0	0	16
Salem	3	11	1	0	0	15
Somerset	12	9	0	0	0	21
Sussex	8	15	0	1	0	24
Union	7	8	5	1	0	21
Warren	2	18	0	3	0	23
Total	250	247	52	15	3	567



0100

Population 1980 **194,119**Population 1988 **212,880**S & P Rating **A**Moody Rating **AAA**Land Area **566.97**

Net Valuation Taxable

13,125,406,025

Net Valuation on Which County Taxes

are apportioned:

Sq. Miles **14,583,556,383****ATLANTIC COUNTY — Class 5****Form of Government:****County Exec. Plan — (O.C.C.L. — 1972)****Number of Freeholders on Board — 9****PER CAPITA:**

Gross Debt

557.04

Net Debt

510.02

Debt Service

64.71

Total Tax Levy

307.80

County Functions:

443.88**PER CENT:**

Gross Debt

.88

Net Debt

.80

EXPENDITURES		EXPENDITURES (cont'd.)		REVENUES REALIZED	
GENERAL GOVERNMENT		EDUCATION (excluding schools)		Property Taxes	
Governing Body and Public Boards	1,698,156.35	County Superintendent of Schools	160,655.00		65,524,431.24
County Clerk	1,118,900.00	Vocational Schools	3,300,000.00	Financial Business Tax	
Financial Administration	664,823.00	County College	3,840,000.00	Franchise Tax	
Board of Taxation	110,410.00	County Extension Services	278,054.00	Bank Corp. Tax	
Planning, Housing, Development	775,037.00	Libraries		Other Miscellaneous Taxes	
Human Resources	1,702,859.29	Other Educational Services	3,915,574.47	State Aid Revenues	13,022,226.24
Elections	682,934.00	STATUTORY EXPENDITURES		Federal Aid Revenues	
General Administration	12,777,244.52	Pensions and F.I.C.A.	4,631,125.00	State and Local Fiscal Assistance Act Utilized	138,911.03
JUDICIARY		Employee Fringe Benefits	3,380,000.00	Institutional Revenues	3,463,553.42
Superior Court-Low Division	2,864,260.00	Other Statutory Expenditures		Courts	401,046.39
County Courts	110,216.27	Ceto & Other Public Employment Programs		County Clerk & Register	2,562,414.94
County District Courts		COUNTY FUNCTIONS TOTAL	80,651,732.15	Surrogate	107,098.53
Juvenile and Domestic Relations Courts	44,826.82	CAPITAL IMPROVEMENTS *MEMO	600,000.00	Sheriff	266,386.42
Jury Commission and Jurors' Fees	259,437.00	DEBT SERVICE		Other Miscellaneous Revenues	7,539,050.23
Law Library	44,700.00	Principal Payments	4,620,000.00	Other Revenues, Revenue Sharing, Tax Effort	
Prosecutor's Office	4,713,242.00	Interest Payments	9,156,453.10	TOTAL	93,025,223.49
Surrogate's Office	216,812.00	DEFERRED CHARGES	65,415.52	Prior Years Surplus Appropriated	3,750,000.00
Probation Office	1,310,433.00	RESERVE FOR UNCOLLECTED TAXES		REVENUES TOTAL	96,775,223.49
County Clerk (Judicial Functions)	510,969.00	EXPENDITURES TOTAL	94,473,605.77	CURRENT FINANCES DECEMBER 31,	
Sheriff's Office (Judicial Functions)				ASSETS	
Other Judicial				Cash Dec. 31,	14,749,344.01
PUBLIC SAFETY		CAPITAL DEBT AUTHORIZED, DECEMBER 31,		Taxes Receivable	903,991.54
County Police	6,216,675.37	ISSUED AND UNISSUED GROSS DEBT	NET DEBT	Emergencies and Other Deferred Charges	
Sheriff's Office	3,066,095.00	School		State Aid Receivable	
Civil Defense and Disaster Control	122,098.00	Self-liquidating		Other Receivable	4,930,559.76
Environmental Inspection and Control		Other	118,583,400	TOTAL	20,583,895.31
Weights and Measures		Total	118,583,400	LIABILITIES RESERVES, AND SURPLUS	
Correctional and Penal				Cash Liabilities	7,773,556.61
Other Public Safety	19,000.00	ISSUED AND OUTSTANDING		Reserves For Receivables	5,834,551.30
PUBLIC WORKS		School		Surplus Dec. 31,	6,975,787.40
Roads and Bridges, Streets, Drainage	194,000.00	Self-liquidating		TOTAL	20,583,895.31
State Aid Motor Vehicle Fund		Other			
County Funds	1,785,674.00	Total	81,037,770.50		
Other Roads and Bridges			81,037,770.50		
Public Buildings and Grounds	138,911.03	Equalized Valuation Basis			
Other Public Works	1,239,304.00	for Net Debt Computation	13,543,372,887.67		
HEALTH AND WELFARE		CAPITAL OUTLAY TOTAL	11,522,737.86		
County Health Department		Public Enterprises			
Mental Health Activities	4,200,570.00	Recreation—Culture	220,229.02		
Tubercular Patient Care		Public Works	2,947,782.24		
County Hospitals, Homes		Buildings and Grounds	5,220,296.27		
County Aid to Hospitals		Library and Education	2,134,480.33		
Health Clinics		Conservation			
Mosquito Extermination		All Other			
Health Services Except Environmental	7,011,460.00				
County Welfare Board	6,291,573.03				
Child Welfare					
Other Welfare Services	384,586.00				
RECREATION AND CONSERVATION					
Parks, Playgrounds, Shade Trees	764,007.00				
Land Reclamation and Conservation	3,150.00				
Other Recreational Services	3,900.00				

COUNTY ATLANTIC

COUNTY SEAT Mays Landing

Form of Government: *Board of Chosen Freeholders 9 Members

Number of Constituent Municipalities 23

Population Census 1980 194,119

Population Estimated 1988 212,880

Land Area - Square Miles 566.97

Net Value on which County Taxes are Apportioned 14,583,556,383

Tax Rate per \$100 .449

Tax Levy 65,524,431.24

Distribution of Ratables			
Class	Line Items	Assessed Valuation	% of Valuation
Vacant Land	41,909	962,665,550	7.40
Residential	75,663	5,892,046,747	45.27
Farm	2,491	67,594,086	.52
Commercial	5,537	5,731,833,590	44.04
Industrial	146	114,159,910	.88
Apartments	475	246,729,230	1.90
TOTAL			
	126,221	13,015,029,113	100.00

Bond Ratings:

Moody's AAA

Standard & Poors A

*County Executive Plan - Optional County Charter Law, 1972



ATLANTIC COUNTY



0200
 Population 1980 **845,335**
 Population 1988 **827,076**
 S & P Rating
 Moody Rating **AAA**
 Land Area **234.57** Sq. Miles 63,958,969,580

Net Valuation Taxable
 58,506,996,862
 Net Valuation on Which County Taxes
 are apportioned:

BERGEN COUNTY – Class 1
Form of Government:
Board of Chosen Freeholders
Number of Freeholders on Board – 9

PER CAPITA:
 Gross Debt **357.34**
 Net Debt **303.88**
 Debt Service **39.63**
 Total Tax Levy **190.53**
 County Functions **343.18**

PER CENT:
 Gross Debt **.48**
 Net Debt **.42**

EXPENDITURES		EXPENDITURES (cont'd.)		REVENUES REALIZED	
GENERAL GOVERNMENT		EDUCATION (excluding schools)		Property Taxes	157,532,449.50
Governing Body and Public Boards	2,320,716.00	County Superintendent of Schools	236,293.00	Financial Business Tax	
County Clerk	2,300,160.00	Vocational Schools	12,876,933.00	Franchise Tax	
Financial Administration	7,637,876.00	County College	11,632,700.00	Bank Corp. Tax	
Board of Taxation	346,739.00	County Extension Services		Other Miscellaneous Taxes	
Planning, Housing, Development	1,165,457.00	Libraries		State Aid Revenues	12,321,073.86
Human Resources	9,641,615.00	Other Educational Services	3,262,559.00	Federal Aid Revenues	241,006.00
Electrons	2,019,140.00	STATUTORY EXPENDITURES	15,893,000.00	State and Local Fiscal Assistance Act Utilized	
General Administration	34,305,134.70	Pensions and F.I.C.A.		Institutional Revenues	1,267,079.75
JUDICIARY		Employee Fringe Benefits		Courts	791,420.17
Superior Court-Law Division	5,454,811.00	Other Statutory Expenditures	150,000.00	County Clerk & Register	2,933,452.03
County Courts	204,737.00	Ceta & Other Public Employment Programs		Surrogate	360,754.05
County District Courts		COUNTY FUNCTIONS TOTAL	251,014,560.09	Sheriff	661,667.92
Juvenile and Domestic Relations Courts		CAPITAL IMPROVEMENTS *MEMO	1,350,000.00	Other Miscellaneous Revenues	102,003,400.02
Jury Commission and Jurors' Fees	885,711.00	DEBT SERVICE		Other Revenues, Revenue Sharing, Tax Effort	
Law Library	131,357.00	Principal Payments	19,635,000.00	TOTAL	278,662,308.30
Prosecutor's Office		Interest Payments	13,132,457.50	Prior Years Surplus Appropriated	23,530,500.00
Surrogate's Office	575,477.00	DEFERRED CHARGES		REVENUES TOTAL	302,192,803.30
Probation Office	3,966,361.00	RESERVE FOR UNCOLLECTED TAXES		CURRENT FINANCES DECEMBER 31,	
County Clerk (Judicial Functions)		EXPENDITURES TOTAL	233,832,017.59	ASSETS	
Sheriff's Office (Judicial Functions)		CAPITAL DEBT AUTHORIZED, DECEMBER 31,		Cash Dec. 31	63,293,416.12
Other Judicial		ISSUED AND UNISSUED	GROSS DEBT	Taxes Receivable	995,845.03
PUBLIC SAFETY		School		Emergencies and Other Deferred Charges	
County Police	8,336,362.87	Self-liquidating		State Aid Receivable	
Sheriff's Office	5,079,202.00	Other	295,545,829	Other Receivable	3,325,396.79
Civil Defense and Disaster Control	630,022.00	Total	295,545,829	TOTAL	63,115,157.94
Environmental Inspection and Control		ISSUED AND OUTSTANDING		LIABILITIES RESERVES, AND SURPLUS	
Weights and Measures	920,730.00	School		Cash Liabilities	35,666,589.03
Correctional and Penal	9,771,977.00	Self-liquidating		Reserves For Receivables	1,045,235.92
Other Public Safety		Other		Surplus Dec. 31.	31,403,282.99
PUBLIC WORKS		Total	215,772,000.00	TOTAL	68,115,157.94
Roads and Bridges, Streets, Drainage	1,297,633.00	Equalized Valuation Basis			
State Aid Motor Vehicle Fund		for Net Debt Computation	61,356,628,515.33		
County Funds		CAPITAL OUTLAY TOTAL	70,445,383.47		
Other Roads and Bridges		Public Enterprises			
Public Buildings and Grounds		Recreation—Culture	426,138.43		
Other Public Works	1,694,390.00	Public Works	10,621,726.62		
HEALTH AND WELFARE		Buildings and Grounds	57,214,223.70		
County Health Department	1,626,014.00	Library and Education	2,134,300.22		
Mental Health Activities	13,547,774.00	Conservation			
Tubercular Patient Care		All Other			
County Hospitals, Homes					
County Aid to Hospitals	74,836,265.00				
Health Clinics					
Mosquito Extermination	959,338.00				
Health Services Except Environmental	6,332,850.52				
County Welfare Board	1,976,537.00				
Child Welfare					
Other Welfare Services	2,196,138.00				
RECREATION AND CONSERVATION					
Parks, Playgrounds, Shade Trees	6,802,000.00				
Land Reclamation and Conservation					
Other Recreational Services					

U300

Population 1980 **362,542**Population 1988 **396,994**S & P Rating **AA**Moody Rating **AA**Land Area **817.64** Sq. Miles 12,253,778,468

Net Valuation Taxable

10,460,128,940

Net Valuation on Which County Taxes

are apportioned:

BURLINGTON COUNTY – Class 2**Form of Government:****Board of Chosen Freeholders****Number of Freeholders on Board – 5****PER CAPITA:**Gross Debt **450.00**Net Debt **370.80**Debt Service **35.97**Total Tax Levy **181.14**County Functions: **254.84****PER CENT:**Gross Debt **1.53**Net Debt **1.26**

EXPENDITURES		EXPENDITURES (cont'd.)		REVENUES REALIZED	
GENERAL GOVERNMENT		EDUCATION (excluding schools)		Property Taxes	
Governing Body and Public Boards	4,394,933.50	County Superintendent of Schools	172,274.00		71,910,000.00
County Clerk	665,708.00	Vocational Schools	5,049,240.00	Financial Business Tax	
Financial Administration	635,195.00	County College	6,719,289.00	Franchise Tax	
Board of Taxation	139,843.00	County Extension Services	142,609.00	Bank Corp. Tax	
Planning, Housing, Development	70,000.00	Libraries		Other Miscellaneous Taxes	
Human Resources	2,196,197.00	Other Educational Services	5,453,320.09	State Aid Revenues	6,702,543.11
Elections	966,931.30	STATUTORY EXPENDITURES		Federal Aid Revenues	2,523,806.00
General Administration	2,743,779.00	Pensions and F.I.C.A.	5,332,563.56	State and Local Fiscal Assistance Act Utilized	48,013.53
JUDICIARY		Employee Fringe Benefits	3,501,500.00	Institutional Revenues	4,251,611.80
Superior Court-Law Division	1,722,714.00	Other Statutory Expenditures	150,000.00	Courts	260,474.06
County Courts	53,136.00	Ceta & Other Public Employment Programs		County Clerk & Register	3,362,901.72
County District Courts		COUNTY FUNCTIONS TOTAL	86,694,683.99	Surrogate	126,306.72
Juvenile and Domestic Relations Courts	281,076.54	CAPITAL IMPROVEMENTS *MEMO	2,267,600.00	Sheriff	323,671.39
Jury Commission and Jurors' Fees	148,645.00	DEBT SERVICE		Other Miscellaneous Revenues	11,925,902.03
Law Library	23,570.00	Principal Payments	7,405,000.00	Other Revenues, Revenue Sharing, Tax Effort	
Prosecutor's Office	2,865,247.00	Interest Payments	6,874,477.67	TOTAL	101,435,230.36
Surrogate's Office	209,977.00	DEFERRED CHARGES	197,292.02	Prior Years Surplus Appropriated	5,700,000.00
Probation Office	3,026,590.00	RESERVE FOR UNCOLLECTED TAXES		REVENUES TOTAL	107,135,230.36
County Clerk (Judicial Functions)	155,121.00	EXPENDITURES TOTAL	101,171,453.68	CURRENT FINANCES DECEMBER 31,	
Sheriff's Office (Judicial Functions)	289,226.00			ASSETS	
Other Judicial				Cash Dec. 31,	19,020,988.24
PUBLIC SAFETY		CAPITAL DEBT AUTHORIZED, DECEMBER 31,		Taxes Receivable	
County Police	33,413.00	ISSUED AND UNISSUED GROSS DEBT	NET DEBT	Emergencies and Other Deferred Charges	83,117.30
Sheriff's Office	1,015,300.00	School		State Aid Receivable	
Civil Defense and Disaster Control	2,247,304.00	Self-liquidating	29,332,000	Other Receivable	640,956.14
Environmental Inspection and Control		Other	149,316,573	TOTAL	19,745,061.68
Weights and Measures	426,955.00	Total	178,648,573	LIABILITIES RESERVES, AND SURPLUS	
Correctional and Penal	5,091,111.00			Cash Liabilities	12,664,855.29
Other Public Safety	249,698.00	ISSUED AND OUTSTANDING		Reserves For Receivables	640,956.14
PUBLIC WORKS		School		Surplus Dec. 31,	6,439,250.25
Roads and Bridges, Streets, Drainage	1,263,916.00	Self-liquidating	28,190,000.00	TOTAL	19,745,061.68
State Aid Motor Vehicle Fund	36,500.00	Other	89,465,000.00		
County Funds	2,815,028.00	Total	117,655,000.00		
Other Roads and Bridges		Equalized Valuation Basis			
Public Buildings and Grounds	2,661,163.00	for Net Debt Computation	11,650,155,173.67		
Other Public Works		CAPITAL OUTLAY TOTAL	20,697,901.35		
HEALTH AND WELFARE		Public Enterprises	3,170,160.94		
County Health Department	2,100,221.00	Recreation—Culture			
Mental Health Activities	4,094,475.00	Public Works	3,996,748.75		
Tubercular Patient Care		Buildings and Grounds	7,520,560.75		
County Hospitals, Homes	48,013.53	Library and Education	6,010,430.91		
County Aid to Hospitals	20,000.00	Conservation			
Health Clinics	27,600.00	All Other			
Mosquito Extermination	950,223.00				
Health Services Except Environmental	1,419,740.00				
County Welfare Board	6,033,946.00				
Child Welfare	861,400.00				
Other Welfare Services	3,223,277.47				
RECREATION AND CONSERVATION					
Parks, Playgrounds, Shade Trees	36,165.00				
Land Reclamation and Conservation	10,000.00				
Other Recreational Services					

COUNTY BURLINGTON

COUNTY SEAT Mount Holly Township

Form of Government: Board of Chosen Freeholders 5 members

Number of Constituent Municipalities 40

Population Census 1980 362,542

Population Estimated 1988 396,994

Land Area - Square Miles 817.64

Net Value on which County Taxes are Apportioned 12,253,778,468

Tax Rate per \$100 .587

Tax Levy 71,910,000.00

Distribution of Ratables:

Class	Line Items	Assessed Valuation	% of Valuation
Vacant Land	22,414	454,014,612	4.39
Residential	103,151	7,380,159,689	71.37
Farm	5,362	193,623,027	1.87
Commercial	4,442	1,442,642,413	13.95
Industrial	586	518,044,454	5.01
Apartments	336	352,689,230	3.41
<hr/>			
TOTAL	136,291	10,341,173,425	100.00

Bond Ratings:

Moody's AA

Standard & Poors AA



0400

Population 1980 71,650

Population 1988 50,553

S & P Rating A-

Moody Rating AAA

Land Area 222.01

Net Valuation Taxable

7,784,720,510

Net Valuation on Which County Taxes

are apportioned.

Sq. Miles 13,138,008,356

CAMDEN COUNTY - Class 2**Form of Government:****Board of Chosen Freeholders****Number of Freeholders on Board - 7****PER CAPITA:**

Gross Debt 264.31

Net Debt 263.46

Debt Service 35.06

Total Tax Levy 269.60

County Functions: 384.16

PER CENT:

Gross Debt 1.06

Net Debt 1.05

EXPENDITURES		EXPENDITURES (cont'd.)		REVENUES REALIZED	
GENERAL GOVERNMENT		EDUCATION (excluding schools)		Property Taxes 134,947,494.00	
Governing Body and Public Boards	374,004.00	County Superintendent of Schools	130,423.00	Financial Business Tax	
County Clerk	1,855,433.00	Vocational Schools	6,506,713.00	Franchise Tax	
Financial Administration	1,057,401.00	County College	5,350,002.00	Bank Corp. Tax	
Board of Taxation	137,632.00	County Extension Services	290,964.00	Other Miscellaneous Taxes	
Planning, Housing, Development	320,329.00	Libraries		State Aid Revenues	14,865,571.08
Human Resources	6,269,659.73	Other Educational Services	3,674,296.00	Federal Aid Revenues	3,177,272.00
Elections	1,439,540.00	STATUTORY EXPENDITURES		State and Local Fiscal Assistance Act Utilized	7,299.00
General Administration	16,213,976.11	Pensions and F.I.C.A.	10,802,482.00	Institutional Revenues	10,147,754.67
JUDICIARY		Employee Fringe Benefits	7,329,762.00	Courts	540,566.94
Superior Court-Low Division		Other Statutory Expenditures	13,000.00	County Clerk & Register	2,852,202.77
County Courts	8,386,213.00	Ceto & Other Public Employment Programs		Surrogate	178,351.58
County District Courts		COUNTY FUNCTIONS TOTAL	174,182,387.01	Sheriff	598,588.90
Juvenile and Domestic Relations Courts		CAPITAL IMPROVEMENTS *MEMO	250,000.00	Other Miscellaneous Revenues	18,801,812.99
Jury Commission and Jurors' Fees	426,116.00	DEBT SERVICE		Other Revenues, Revenue Sharing, Tax Effort	
Law Library	20,000.00	Principal Payments	9,940,000.00	TOTAL	186,116,913.93
Prosecutor's Office	5,937,851.00	Interest Payments	7,610,071.00	Prior Years Surplus Appropriated	9,500,000.00
Surrogate's Office	378,522.00	DEFERRED CHARGES	561,701.00	REVENUES TOTAL	195,616,913.93
Probation Office	5,543,351.00	RESERVE FOR UNCOLLECTED TAXES		CURRENT FINANCES DECEMBER 31,	
County Clerk (Judicial Functions)	1,267,123.00	EXPENDITURES TOTAL	192,294,159.01	ASSETS	
Sheriff's Office (Judicial Functions)	309,533.00			Cash Dec. 31,	54,478,311.96
Other Judicial	804,150.00	CAPITAL DEBT AUTHORIZED, DECEMBER 31,		Taxes Receivable	
PUBLIC SAFETY		ISSUED AND UNISSUED GROSS DEBT	NET DEBT	Emergencies and Other Deferred Charges	2,196,452.98
County Police	4,667,732.00	School		State Aid Receivable	87,993.98
Sheriff's Office	5,670,413.51	Self-liquidating		Other Receivable	5,077,457.68
Civil Defense and Disaster Control		Other	132,299,555	TOTAL	61,840,216.60
Environmental Inspection and Control		Total	132,299,555	LIABILITIES RESERVES, AND SURPLUS	
Weights and Measures	898,752.37			Cash Liabilities	41,350,667.59
Correctional and Penal	8,795,478.00	ISSUED AND OUTSTANDING		Reserves For Receivables	4,747,457.68
Other Public Safety		School		Surplus Dec. 31,	15,742,091.33
PUBLIC WORKS		Self-liquidating		TOTAL	61,840,216.60
Roads and Bridges, Streets, Drainage	979,222.00	Other			
State Aid Motor Vehicle Fund		Total	129,856,000.00		
County Funds	5,602,446.00		129,856,000.00		
Other Roads and Bridges		Equalized Valuation Basis			
Public Buildings and Grounds	40,000.00	for Net Debt Computation	12,534,213,802.00		
Other Public Works	2,623,393.09	CAPITAL OUTLAY TOTAL	11,232,001.96		
HEALTH AND WELFARE					
County Health Department	282,405.00	Public Enterprises			
Mental Health Activities	6,252,337.00	Recreation—Culture			
Tubercular Patient Care		Public Works	5,364,509.20		
County Hospitals, Homes		Buildings and Grounds	5,867,492.76		
County Aid to Hospitals	660,000.00	Library and Education			
Health Clinics		Conservation			
Mosquito Extermination	558,518.00	All Other			
Health Services Except Environmental	25,141,349.15				
County Welfare Board	15,784,385.00				
Child Welfare					
Other Welfare Services	5,495,204.00				
RECREATION AND CONSERVATION					
Parks, Playgrounds, Shade Trees	5,398,000.00				
Land Reclamation and Conservation	260,000.00				
Other Recreational Services	178,631.00				

COUNTY CAMDEN

COUNTY SEAT Camden City

Form of Government: Board of Chosen Freeholders 7 Members

Number of Constituent Municipalities 37

Population Census 1980 471,650

Population Estimated 1988 500,553

Land Area - Square Miles 222.01

Net Value on which County Taxes are Apportioned 13,138,008,356

Tax Rate per \$100 1.03

Tax Levy 134,947,494.00

Distribution of Ratables:

Class	Line Items	Assessed Valuation	% of Valuation
Vacant Land	17,542	249,144,530	3.25
Residential	137,736	5,355,306,028	69.81
Farm	1,256	24,600,900	.27
Commercial	7,320	1,386,536,030	18.08
Industrial	716	310,801,507	4.05
Apartments	584	348,552,089	4.54
<hr/>			
TOTAL	165,154	7,670,941,084	100.00

Bond Ratings:

Moody's AAA

Standard & Poors A-



0500

Population 1980 82,266

Population 1988 95,889

S & P Rating A

Moody Rating A

Land Area 263.37

Sq. Miles

Net Valuation Taxable

8,102,149,064

Net Valuation on Which County Taxes

are apportioned:

8,476,195,027

CAPE MAY COUNTY - Class 6

Form of Government:

Board of Chosen Freeholders

Number of Freeholders on Board - 5

PER CAPITA:

Gross Debt 2,753.94

Net Debt 536.01

Debt Service 46.17

Total Tax Levy 384.35

County Functions: 562.58

PER CENT:

Gross Debt 3.19

Net Debt .62

EXPENDITURES		EXPENDITURES (cont'd.)		REVENUES REALIZED	
GENERAL GOVERNMENT		EDUCATION (excluding schools)		Property Taxes	36,855,000.00
Governing Body and Public Boards	1,131,819.61	County Superintendent of Schools	122,760.00	Financial Business Tax	
County Clerk	560,048.00	Vocational Schools	2,559,883.00	Franchise Tax	
Financial Administration	452,377.62	County College		Bank Corp. Tax	
Board of Taxation	140,400.00	County Extension Services	270,953.00	Other Miscellaneous Taxes	
Planning, Housing, Development	737,056.00	Libraries		State Aid Revenues	1,637,951.04
Human Resources	1,359,855.87	Other Educational Services	3,715,535.22	Federal Aid Revenues	1,244,851.57
Elections	464,428.10	STATUTORY EXPENDITURES		State and Local Fiscal Assistance Act Utilized	
General Administration	6,350,123.82	Pensions and F.I.C.A.	3,118,000.00	Institutional Revenues	3,242,783.31
JUDICIARY		Employee Fringe Benefits	2,850,000.00	Courts	109,639.44
Superior Court-Law Division	817,597.00	Other Statutory Expenditures	10,000.00	County Clerk & Register	1,815,323.16
County Courts	112,613.00	Ceto & Other Public Employment Programs		Surrogate	63,462.61
County District Courts		COUNTY FUNCTIONS TOTAL	49,332,576.81	Sheriff	132,637.22
Juvenile and Domestic Relations Courts		CAPITAL IMPROVEMENTS *MEMO	600,000.00	Other Miscellaneous Revenues	6,736,551.29
Jury Commission and Jurors' Fees	254,560.00	DEBT SERVICE		Other Revenues, Revenue Sharing, Tax Effort	
Law Library	13,012.00	Principal Payments	2,560,000.00	TOTAL	51,833,704.64
Prosecutor's Office	1,547,857.00	Interest Payments	1,367,163.34	Prior Years Surplus Appropriated	6,200,000.00
Surrogate's Office	198,976.36	DEFERRED CHARGES	185,292.23	REVENUES TOTAL	58,033,704.64
Probation Office	846,959.56	RESERVE FOR UNCOLLECTED TAXES		CURRENT FINANCES DECEMBER 31,	
County Clerk (Judicial Functions)	407,309.00	EXPENDITURES TOTAL	53,945,037.93	ASSETS	
Sheriff's Office (Judicial Functions)		CAPITAL DEBT AUTHORIZED, DECEMBER 31,		Cash Dec. 31,	13,402,049.70
Other Judicial		ISSUED AND UNISSUED GROSS DEBT	NET DEBT	Taxes Receivable	709,195.02
PUBLIC SAFETY		School		Emergencies and Other Deferred Charges	
County Police	159,139.98	Self-liquidating		State Aid Receivable	26,015.84
Sheriff's Office	687,209.00	Other	254,072,177	Other Receivable	1,279,352.73
Civil Defense and Disaster Control	104,543.36	Total	264,072,177	TOTAL	15,416,603.34
Environmental Inspection and Control		ISSUED AND OUTSTANDING		LIABILITIES RESERVES, AND SURPLUS	
Weights and Measures	165,807.65	School		Cash Liabilities	5,864,462.65
Correctional and Penal	2,291,146.00	Self-liquidating		Reserves For Receivables	1,988,537.30
Other Public Safety	60,333.00	Other		Surplus Dec. 31,	7,563,602.89
PUBLIC WORKS		Total	247,609,000.00	TOTAL	15,416,603.34
Roads and Bridges, Streets, Drainage	534,713.61	Equalized Valuation Basis			
State Aid Motor Vehicle Fund		for Net Debt Computation	3,284,975,861.67		
County Funds	3,433,472.02	CAPITAL OUTLAY TOTAL	12,109,149.83		
Other Roads and Bridges		Public Enterprises			
Public Buildings and Grounds	580,302.44	Recreation—Culture	333,864.80		
Other Public Works		Public Works	1,732,141.60		
HEALTH AND WELFARE		Buildings and Grounds	9,833,639.16		
County Health Department	174,598.00	Library and Education	109,504.27		
Mental Health Activities	1,444,906.00	Conservation			
Tubercular Patient Care		All Other			
County Hospitals, Homes					
County Aid to Hospitals	16,000.00				
Health Clinics					
Mosquito Extermination	1,282,100.00				
Health Services Except Environmental	5,344,724.39				
County Welfare Board	2,253,970.44				
Child Welfare	534,445.72				
Other Welfare Services	928,052.57				
RECREATION AND CONSERVATION					
Parks, Playgrounds, Shade Trees	921,653.62				
Land Reclamation and Conservation	218,422.85				
Other Recreational Services	249,996.00				

COUNTY CAPE MAY

COUNTY SEAT Cape May Court House

Form of Government: Board of Chosen Freeholders 5 Members

Number of Constituent Municipalities 16

Population Census 1980 82,266

Population Estimated 1988 95,889

Land Area - Square Miles 263.37

Net Value on which County Taxes are Apportioned 8,476,195,027

Tax Rate per \$100 .435

Tax Levy 36,855,000.00

Distribution of Ratables:

Class	Line Items	Assessed Valuation	% of Valuation
Vacant Land	16,943	415,806,917	5.17
Residential	61,867	6,305,308,824	78.38
Farm	818	18,695,580	.23
Commercial	3,732	1,060,233,365	13.18
Industrial	41	18,528,100	.23
Apartments	1,037	226,316,150	2.81
<hr/>			
TOTAL	84,438	8,044,888,936	100.00

Bond Ratings:

Moody's A

Standard & Poors A



CAPE MAY COUNTY



0600

Population 1980 132,866

Population 1981 138,425

S & P Rating A

Moody Rating A

Land Area 501.73

Sq. Miles

Net Valuation Taxable

2,410,821,738

Net Valuation on Which County Taxes

are apportioned:

2,644,586,382

CUMBERLAND COUNTY - Class 2**Form of Government:****Board of Chosen Freeholders****Number of Freeholders on Board - 7****PER CAPITA:**

Gross Debt 373.58

Net Debt 224.51

Debt Service 24.21

Total Tax Levy 209.54

County Functions: 394.34

PER CENT:

Gross Debt 2.00

Net Debt 1.20

EXPENDITURES		EXPENDITURES (cont'd.)		REVENUES REALIZED	
GENERAL GOVERNMENT		EDUCATION (excluding schools)		Property Taxes	
Governing Body and Public Boards	1,584,752.98	County Superintendent of Schools	137,773.80	29,005,670.70	
County Clerk	531,261.66	Vocational Schools	531,222.50		
Financial Administration	510,632.95	County College	1,526,153.00		
Board of Taxation	56,020.90	County Extension Services	277,072.04		
Planning, Housing, Development	755,131.15	Libraries	300,722.00		
Human Resources	1,889,727.39	Other Educational Services	6,184,176.15		
Elections	282,131.99	STATUTORY EXPENDITURES			
General Administration	2,163,253.36	Pensions and F.I.C.A.	2,403,301.92		
JUDICIARY		Employee Fringe Benefits	1,919,107.77		
Superior Court-Law Division	639,867.40	Other Statutory Expenditures	192,300.00		
County Courts	1,385,554.64	Ceta & Other Public Employment Programs			
County District Courts		COUNTY FUNCTIONS TOTAL			
Juvenile and Domestic Relations Courts			51,207,924.49		
Jury Commission and Jurors' Fees	92,576.05	CAPITAL IMPROVEMENTS *MEMO			
Law Library	15,500.00		178,000.00		
Prosecutor's Office	980,340.32	DEBT SERVICE			
Surrogate's Office	152,530.20	Principal Payments	1,733,000.00		
Probation Office	1,145,463.72	Interest Payments	1,568,748.37		
County Clerk (Judicial Functions)		DEFERRED CHARGES			
Sheriff's Office (Judicial Functions)			26,241.58		
Other Judicial		RESERVE FOR UNCOLLECTED TAXES			
PUBLIC SAFETY		EXPENDITURES TOTAL			
County Police	246,246.15		54,535,914.44		
Sheriff's Office	1,177,343.47	CAPITAL DEBT AUTHORIZED, DECEMBER 31,			
Civil Defense and Disaster Control	58,514.55	ISSUED AND UNISSUED GROSS DEBT			
Environmental Inspection and Control		School			
Weights and Measures	121,419.45	Self-liquidating			
Correctional and Penal	3,995,433.23	Other	51,712,152		
Other Public Safety	2,000.00	Total	51,712,152		
PUBLIC WORKS		NET DEBT			
Roads and Bridges, Streets, Drainage	319,391.24		31,077,947		
State Aid Motor Vehicle Fund		ISSUED AND OUTSTANDING			
County Funds	2,140,919.34	School			
Other Roads and Bridges		Self-liquidating			
Public Buildings and Grounds	1,020,504.60	Other			
Other Public Works	133,632.20	Total	42,756,500.00		
HEALTH AND WELFARE		Equalized Valuation Basis for Net Debt Computation			
County Health Department	117,125.00		2,579,377,031.33		
Mental Health Activities	2,780,345.00	CAPITAL OUTLAY TOTAL			
Tubercular Patient Care			4,470,470.00		
County Hospitals, Homes	4,799,659.06	Public Enterprises			
County Aid to Hospitals	39,500.00	Recreation—Culture			
Health Clinics		Public Works	2,344,697.19		
Mosquito Extermination	305,415.00	Buildings and Grounds	1,771,591.81		
Health Services Except Environmental	1,582,571.69	Library and Education	354,181.00		
County Welfare Board	5,505,777.17	Conservation			
Child Welfare		All Other			
Other Welfare Services	961,778.45	REVENUES REALIZED			
RECREATION AND CONSERVATION		PROPERTY TAXES			
Parks, Playgrounds, Shade Trees	20,000.00				
Land Reclamation and Conservation	114,400.00				
Other Recreational Services	55,220.00				

COUNTY Cumberland

COUNTY SEAT Bridgeton City

Form of Government: Board of Chosen Freeholders 7 Members

Number of Constituent Municipalities 14

Population Census 1980 132,866

Population Estimated 1988 138,425

Land Area - Square Miles 501.73

Net Value on which County Taxes are Apportioned 2,644,586,382

Tax Rate per \$100 1.10

Tax Levy 29,005,670.70

Distribution of Ratables:

Class	Line Items	Assessed Valuation	% of Valuation
Vacant Land	17,976	111,011,439	4.69
Residential	34,521	1,529,208,286	64.58
Farm	4,423	96,883,088	4.09
Commercial	2,522	366,307,045	15.47
Industrial	259	180,328,856	7.62
Apartments	149	84,058,700	3.55
<hr/>			
TOTAL	59,850	2,367,797,414	100.00

Bond Ratings:

Moody's A

Standard & Poor's A



CUMBERLAND COUNTY



0700

Population 1980 851,116

Population 1988 838,455

S & P Rating

Moody Rating AAA

Land Area 27.44

Sq. Miles

Net Valuation Taxable

12,498,191,800

Net Valuation on Which County Taxes

are apportioned:

28,678,144,926

ESSEX COUNTY - Class 1**Form of Government:****County Exec. Plan - (O.C.C.L. - 1972)****Number of Freeholders on Board - 9****PER CAPITA:**

Gross Debt

420.53

Net Debt

236.63

Debt Service

29.19

Total Tax Levy

261.79

County Functions:

421.62

PER CENT:

Gross Debt

1.29

Net Debt

.72

EXPENDITURES		EXPENDITURES (cont'd.)		REVENUES REALIZED	
GENERAL GOVERNMENT		EDUCATION (excluding schools)		Property Taxes	
Governing Body and Public Boards	2,445,309.00	County Superintendent of Schools	254,356.00	Financial Business Tax	219,501,231.63
County Clerk	1,974,941.00	Vocational Schools	7,264,195.00	Franchise Tax	
Financial Administration	2,367,333.00	County College	9,149,746.00	Bank Corp. Tax	2,147,716.09
Board of Taxation	371,873.00	County Extension Services		Other Miscellaneous Taxes	
Planning, Housing, Development	2,064,005.00	Libraries		State Aid Revenues	51,179,974.55
Human Resources	688,507.00	Other Educational Services	3,366,867.00	Federal Aid Revenues	4,483,014.00
Elections	2,323,145.00	STATUTORY EXPENDITURES		State and Local Fiscal Assistance Act Utilized	
General Administration	27,966,700.75	Pensions and F.I.C.A.	18,402,034.00	Institutional Revenues	7,688,952.27
JUDICIARY		Employee Fringe Benefits	9,678,534.00	Courts	1,122,210.35
Superior Court-Law Division		Other Statutory Expenditures	855,823.00	County Clerk & Register	4,721,776.54
County Courts	16,512,022.00	Ceto & Other Public Employment Programs		Surrogate	427,211.57
County District Courts		COUNTY FUNCTIONS TOTAL	319,666,147.25	Sheriff	868,334.43
Juvenile and Domestic Relations Courts		CAPITAL IMPROVEMENTS *MEMO	1,339,809.00	Other Miscellaneous Revenues	59,740,974.21
Jury Commission and Jurors' Fees	1,443,009.00	DEBT SERVICE		Other Revenues, Revenue Sharing, Tax Effort	
Law Library	99,975.00	Principal Payments	17,249,618.39	TOTAL	351,886,995.69
Prosecutor's Office	12,534,229.00	Interest Payments	7,224,159.34	Prior Years Surplus Appropriated	4,609,136.00
Surrogate's Office	791,663.00			REVENUES TOTAL	356,496,131.69
Probation Office		DEFERRED CHARGES	9,366,921.61		
County Clerk (Judicial Functions)	3,120,400.00	RESERVE FOR UNCOLLECTED TAXES			
Sheriff's Office (Judicial Functions)					
Other Judicial		EXPENDITURES TOTAL	353,506,347.09	CURRENT FINANCES DECEMBER 31,	
PUBLIC SAFETY				ASSETS	
County Police	4,847,097.00	CAPITAL DEBT AUTHORIZED, DECEMBER 31,		Cash Dec. 31,	25,461,921.15
Sheriff's Office	13,949,560.00	ISSUED AND UNISSUED		Taxes Receivable	565,743.15
Civil Defense and Disaster Control		GROSS DEBT		Emergencies and Other Deferred Charges	311,542.32
Environmental Inspection and Control		NET DEBT		State Aid Receivable	
Weights and Measures	655,137.00	School		Other Receivable	3,820,043.68
Correctional and Penal	25,612,020.00	Self-liquidating		TOTAL	30,159,260.80
Other Public Safety	3,000.00	Other	352,640,092		
PUBLIC WORKS		Total	352,640,092	LIABILITIES RESERVES, AND SURPLUS	
Roads and Bridges, Streets, Drainage				Cash Liabilities	20,417,625.46
State Aid Motor Vehicle Fund		ISSUED AND OUTSTANDING		Reserves For Receivables	4,385,796.83
County Funds	4,654,070.00	School		Surplus Dec. 31,	5,355,833.51
Other Roads and Bridges		Self-liquidating		TOTAL	30,159,260.80
Public Buildings and Grounds	12,051,252.00	Other	237,139,500.00		
Other Public Works	2,954,932.00	Total	237,139,500.00		
HEALTH AND WELFARE		Equalized Valuation Basis			
County Health Department	775,959.00	for Net Debt Computation	27,427,422,076.67		
Mental Health Activities	16,981,203.00	CAPITAL OUTLAY TOTAL	48,833,630.75		
Tubercular Patient Care					
County Hospitals, Homes	28,700,693.00	Public Enterprises			
County Aid to Hospitals		Recreation—Culture	4,852,907.47		
Health Clinics		Public Works	12,378,234.52		
Mosquito Extermination		Buildings and Grounds	29,433,554.95		
Health Services Except Environmental	4,287,002.50	Library and Education	2,218,933.81		
County Welfare Board	27,516,631.00	Conservation			
Child Welfare	9,425,355.00	All Other			
Other Welfare Services	33,778,135.00				
RECREATION AND CONSERVATION					
Parks, Playgrounds, Shade Trees	9,649,294.00				
Land Reclamation and Conservation					
Other Recreational Services	145,000.00				

COUNTY Essex

COUNTY SEAT Newark City

Form of Government: *Board of Chosen Freeholders 9 Members

Number of Constituent Municipalities 22

Population Census 1980 851,116

Population Estimated 1988 838,455

Land Area - Square Miles 127.44

Net Value on which County Taxes are Apportioned 28,678,144,926

Tax Rate per \$100 .765

Tax Levy 219,501,231.68

Distribution of Ratables:

Class	Line Items	Assessed Valuation	% of Valuation
Vacant Land	8,240	204,605,700	1.66
Residential	139,601	8,300,025,600	67.23
Farm	38	2,130,500	.02
Commercial	11,324	2,174,833,600	17.62
Industrial	2,391	1,107,702,300	8.97
Apartments	2,940	555,896,400	4.50
<hr/>			
TOTAL	164,534	12,345,194,100	100.00

Bond Ratings:

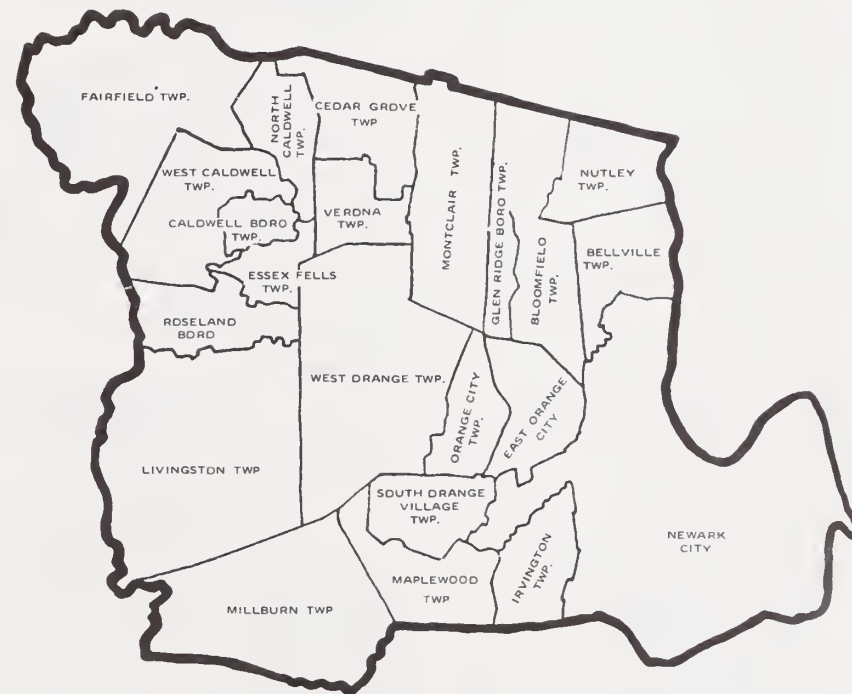
Moody's AAA

Standard & Poors ----

*County Executive Plan - Optional County Charter Law, 1972



ESSEX COUNTY



0300

Population 1980 199,917

Population 1988 213,777

S & P Rating A+

Moody Rating A1

Land Area 328.36

Sq. Miles

Net Valuation Taxable

4,722,056,916

Net Valuation on Which County Taxes

are apportioned:

5,887,619,428

GLOUCESTER COUNTY - Class 3**Form of Government:****Board of Chosen Freeholders****Number of Freeholders on Board - 7****PER CAPITA:**

Gross Debt

300.58

Net Debt

242.54

Debt Service

30.25

Total Tax Levy

210.63

County Functions:

300.45

PER CENT:

Gross Debt

1.17

Net Debt

.94

EXPENDITURES		EXPENDITURES (cont'd.)		REVENUES REALIZED	
GENERAL GOVERNMENT		EDUCATION (excluding schools)		Property Taxes	
Governing Body and Public Boards	623,513.00	County Superintendent of Schools	176,713.00	46,080,581.00	
County Clerk	396,357.00	Vocational Schools		Financial Business Tax	
Financial Administration	376,193.00	County College	4,355,790.00	Franchise Tax	
Board of Taxation	130,335.00	County Extension Services	207,625.00	Bank Corp. Tax	
Planning, Housing, Development	475,744.00	Libraries		Other Miscellaneous Taxes	
Human Resources	1,560,936.00	Other Educational Services	1,061,801.60	State Aid Revenues	
Elections	759,856.00	STATUTORY EXPENDITURES		Federal Aid Revenues	
General Administration	6,225,723.30	Pensions and F.I.C.A.	3,649,500.00	State and Local Fiscal Assistance Act Utilized	
JUDICIARY		Employee Fringe Benefits	3,062,375.00	Institutional Revenues	
Superior Court-Law Division	579,100.00	Other Statutory Expenditures		Courts	
County Courts	392,131.56	Ceta & Other Public Employment Programs		County Clerk & Register	
County District Courts		COUNTY FUNCTIONS TOTAL		Surrogate	
Juvenile and Domestic Relations Courts	217,761.00		59,109,619.66	Sheriff	
Jury Commission and Jurors' Fees	252,207.00	CAPITAL IMPROVEMENTS *MEMO		Other Miscellaneous Revenues	
Law Library	23,000.00		350,000.00	Other Revenues, Revenue Sharing, Tax Effort	
Prosecutor's Office	2,008,336.00	DEBT SERVICE		TOTAL	
Surrogate's Office	223,015.00	Principal Payments	3,772,000.00	Prior Years Surplus Appropriated	
Probation Office	2,411,004.00	Interest Payments	2,845,224.53	REVENUES TOTAL	
County Clerk (Judicial Functions)	575,650.00	DEFERRED CHARGES			
Sheriff's Office (Judicial Functions)	533,640.00		4,526.21		
Other Judicial		RESERVE FOR UNCOLLECTED TAXES			
PUBLIC SAFETY		EXPENDITURES TOTAL		CURRENT FINANCES DECEMBER 31, ASSETS	
County Police	397,454.00		65,732,370.40	Cash Dec. 31,	
Sheriff's Office	1,165,533.00	CAPITAL DEBT AUTHORIZED, DECEMBER 31, ISSUED AND UNISSUED		Taxes Receivable	
Civil Defense and Disaster Control	71,800.00	GROSS DEBT		Emergencies and Other Deferred Charges	
Environmental Inspection and Control		NET DEBT		State Aid Receivable	
Weights and Measures	279,399.00	School		Other Receivable	
Correctional and Penal	3,139,336.00	Self-liquidating		TOTAL	
Other Public Safety	72,500.00	Other	65,761,007		
PUBLIC WORKS		Total	65,761,007		
Roads and Bridges, Streets, Drainage	1,670,207.00	ISSUED AND OUTSTANDING		LIABILITIES RESERVES, AND SURPLUS	
State Aid Motor Vehicle Fund		School		Cash Liabilities	
County Funds	2,010,403.00	Self-liquidating		Reserves For Receivables	
Other Roads and Bridges		Other		Surplus Dec. 31,	
Public Buildings and Grounds	3,070,355.00	Total	60,929,995.05	TOTAL	
Other Public Works	1,145,012.00		60,929,995.05		
HEALTH AND WELFARE		Equalized Valuation Basis for Net Debt Computation			
County Health Department	188,736.00		5,634,221,976.67		
Mental Health Activities	2,562,850.00	CAPITAL OUTLAY TOTAL			
Tubercular Patient Care			11,630,168.31		
County Hospitals, Homes		Public Enterprises			
County Aid to Hospitals	1.00	Recreation—Culture	125,088.67		
Health Clinics		Public Works	2,245,141.20		
Mosquito Extermination	540,000.00	Buildings and Grounds	6,686,401.83		
Health Services Except Environmental	1,917,678.00	Library and Education	2,573,536.56		
County Welfare Board	8,512,862.00	Conservation			
Child Welfare	37,000.00	All Other			
Other Welfare Services	484,155.00				
RECREATION AND CONSERVATION					
Parks, Playgrounds, Shade Trees	793,842.00				
Land Reclamation and Conservation	248,652.00				
Other Recreational Services	11,410.20				

COUNTY GLOUCESTER

COUNTY SEAT Woodbury City

Form of Government: Board of Chosen Freeholders 7 Members

Number of Constituent Municipalities 24

Population Census 1980 199,917

Population Estimated 1988 218,777

Land Area - Square Miles 328.36

Net Value on which County Taxes are Apportioned 5,887,619,428

Tax Rate per \$100 .783

Tax Levy 46,080,581.00

Distribution of Ratables:

Class	Line Items	Assessed Valuation	% of Valuation
Vacant Land	14,904	201,745,200	4.33
Residential	59,038	3,009,799,460	64.64
Farm	5,066	134,840,100	2.90
Commercial	3,165	746,440,600	16.03
Industrial	176	449,675,500	9.66
Apartments	163	113,440,700	2.44
TOTAL	82,512	4,655,941,560	100.00

Bond Ratings:

Moody's A1

Standard & Poors A+



GLOUCESTER COUNTY



0900

Population 1980 56,972

Population 1988 540,979

S & P Rating A+

Moody Rating AAA

Land Area 46.42 Sq. Miles 16,343,225,769

Net Valuation Taxable

12,425,329,251

Net Valuation on Which County Taxes
are apportioned:

HUDSON COUNTY - Class 1

Form of Government:

County Exec. Plan - (O.C.C.L. - 1972)

Number of Freeholders on Board - 9

PER CAPITA:

Gross Debt 209.30

Net Debt 17.20

Debt Service 8.71

Total Tax Levy 211.28

County Functions: 357.94

PER CENT:

Gross Debt .71

Net Debt .06

EXPENDITURES		EXPENDITURES (cont'd.)		REVENUES REALIZED	
GENERAL GOVERNMENT		EDUCATION (excluding schools)		Property Taxes	114,299,362.07
Governing Body and Public Boards	711,382.00	County Superintendent of Schools	130,765.00	Financial Business Tax	
County Clerk	1,259,143.00	Vocational Schools	7,480,835.50	Franchise Tax	
Financial Administration	942,538.00	County College	2,769,229.00	Bank Corp. Tax	
Board of Taxation		County Extension Services		Other Miscellaneous Taxes	
Planning, Housing, Development	371,973.00	Libraries		State Aid Revenues	11,603,723.46
Human Resources	6,824,178.09	Other Educational Services	4,901,303.00	Federal Aid Revenues	4,507,384.00
Elections	2,334,752.00	STATUTORY EXPENDITURES		State and Local Fiscal Assistance Act Utilized	
General Administration	8,390,750.00	Pensions and F.I.C.A.	16,923,887.00	Institutional Revenues	22,939,131.35
JUDICIARY		Employee Fringe Benefits	8,510,000.00	Courts	495,658.29
Superior Court-Law Division		Other Statutory Expenditures	50,000.00	County Clerk & Register	3,437,144.33
County Courts	4,292,558.00	Ceta & Other Public Employment Programs		Surrogate	169,936.59
County District Courts		COUNTY FUNCTIONS TOTAL	138,556,371.02	Sheriff	504,791.21
Juvenile and Domestic Relations Courts	421,855.43	CAPITAL IMPROVEMENTS *MEMO	200,000.00	Other Miscellaneous Revenues	33,593,855.70
Jury Commission and Jurors' Fees	366,565.00	DEBT SERVICE		Other Revenues, Revenue Sharing, Tax Effort	
Law Library		Principal Payments	2,260,000.00	TOTAL	191,605,987.50
Prosecutor's Office	3,273,950.00	Interest Payments	2,451,973.00	Prior Years Surplus Appropriated	12,306,266.00
Surrogate's Office	524,571.00	DEFERRED CHARGES	363,653.57	REVENUES TOTAL	203,912,253.50
Probation Office	3,756,412.00	RESERVE FOR UNCOLLECTED TAXES		CURRENT FINANCES DECEMBER 31,	
County Clerk (Judicial Functions)	1,117,936.00	EXPENDITURES TOTAL	193,635,997.59	ASSETS	
Sheriff's Office (Judicial Functions)		CAPITAL DEBT AUTHORIZED, DECEMBER 31,		Cash Dec. 31,	39,756,252.07
Other Judicial		ISSUED AND UNISSUED GROSS DEBT	NET DEBT	Taxes Receivable	
PUBLIC SAFETY		School	5,025,000	Emergencies and Other Deferred Charges	50,276,398.61
County Police	5,234,653.00	Self-liquidating		State Aid Receivable	
Sheriff's Office	4,037,123.00	Other	108,200,862	Other Receivable	10,320,146.54
Civil Defense and Disaster Control	81,703.00	Total	113,225,862	TOTAL	50,276,398.61
Environmental Inspection and Control	12,600.00	ISSUED AND OUTSTANDING		LIABILITIES RESERVES, AND SURPLUS	
Weights and Measures	568,243.00	School	5,025,000.00	Cash Liabilities	26,929,731.36
Correctional and Penal	9,253,050.00	Self-liquidating		Reserves For Receivables	2,903,230.06
Other Public Safety	6,000.00	Other	23,563,220.80	Surplus Dec. 31,	20,438,387.19
PUBLIC WORKS		Total	28,588,220.80	TOTAL	50,276,398.61
Roads and Bridges, Streets, Drainage		Equalized Valuation Basis			
State Aid Motor Vehicle Fund		for Net Debt Computation	15,985,969,902.33		
County Funds	2,240,774.00	CAPITAL OUTLAY TOTAL	2,039,844.16		
Other Roads and Bridges		Public Enterprises			
Public Buildings and Grounds	6,201,310.00	Recreation—Culture	323,851.40		
Other Public Works		Public Works	835,130.87		
HEALTH AND WELFARE		Buildings and Grounds	830,861.39		
County Health Department	309,374.00	Library and Education			
Mental Health Activities	8,007,900.00	Conservation			
Tubercular Patient Care		All Other			
County Hospitals, Homes					
County Aid to Hospitals					
Health Clinics	103,131.00				
Mosquito Extermination					
Health Services Except Environmental	42,335,650.00				
County Welfare Board	9,782,537.00				
Child Welfare	103,500.00				
Other Welfare Services	16,546,452.00				
RECREATION AND CONSERVATION					
Parks, Playgrounds, Shade Trees	2,933,238.00				
Land Reclamation and Conservation	403,990.00				
Other Recreational Services	15,000.00				

COUNTY HUDSON

COUNTY SEAT Jersey City

Form of Government: *Board of Chosen Freeholders 9 Members

Number of Constituent Municipalities 12

Population Census 1980 556,972

Population Estimated 1988 540,979

Land Area - Square Miles 46.42

Net Value on which County Taxes are Approtioned 16,343,225,769

Tax Rate \$100 .699

Tax Levy 114,299,362.07

Distribution of Ratables:

Class	Line Items	Assessed Valuation	% of Valuation
Vacant Land	6,745	751,412,340	6.10
Residential	73,139	5,787,230,370	46.98
Farm	-0-	-0-	-0-
Commercial	10,416	2,305,446,431	18.72
Industrial	2,553	2,429,207,927	19.72
Apartments	4,539	1,044,443,000	8.48
<hr/>			
TOTAL	97,392	12,317,740,068	100.00

Bond Ratings:

Moody's AAA

Standard & Poors A+

*County Executive Plan - Optional County Charter Law, 1972



1000

Population 1980 87,361

Population 1988 100,510

S & P Rating

Moody Rating A1

Land Area 429.60

Sq. Miles

Net Valuation Taxable

5,896,471,001

Net Valuation on Which County Taxes

are apportioned:

6,960,889,878

HUNTERDON COUNTY - Class 3**Form of Government:****Board of Chosen Freeholders****Number of Freeholders on Board - 3****PER CAPITA:**

Gross Debt

363.00

Net Debt

363.00

Debt Service

84.17

Total Tax Levy

308.43

County Functions:

364.91

PER CENT:

Gross Debt

.57

Net Debt

.57

EXPENDITURES		EXPENDITURES (cont'd.)		REVENUES REALIZED	
GENERAL GOVERNMENT		EDUCATION (excluding schools)		Property Taxes	
Governing Body and Public Boards	1,096,243.00	County Superintendent of Schools	144,859.00		31,000,000.00
County Clerk	453,161.00	Vocational Schools	2,673,205.00	Financial Business Tax	
Financial Administration	367,877.00	County College		Franchise Tax	
Board of Taxation	117,500.00	County Extension Services	153,968.00	Bank Corp. Tax	
Planning, Housing, Development	388,866.00	Libraries		Other Miscellaneous Taxes	
Human Resources	809,658.90	Other Educational Services	638,868.00	State Aid Revenues	1,976,779.05
Elections	265,137.00	STATUTORY EXPENDITURES		Federal Aid Revenues	
General Administration	2,321,270.40	Pensions and F.I.C.A.	1,636,000.00	State and Local Fiscal Assistance Act Utilized	24,163.08
JUDICIARY		Employee Fringe Benefits	935,485.00	Institutional Revenues	139,243.35
Superior Court-Law Division		Other Statutory Expenditures		Courts	25,263.29
County Courts	99,005.00	Ceta & Other Public Employment Programs		County Clerk & Register	658,165.80
County District Courts		COUNTY FUNCTIONS TOTAL	27,712,292.05	Surrogate	38,921.15
Juvenile and Domestic Relations Courts		CAPITAL IMPROVEMENTS *MEMO	1,701,229.00	Sheriff	114,561.65
Jury Commission and Jurors' Fees	110,654.00	DEBT SERVICE		Other Miscellaneous Revenues	4,501,112.29
Law Library	61,059.00	Principal Payments	6,513,000.00	Other Revenues, Revenue Sharing, Tax Effort	
Prosecutor's Office	1,164,368.00	Interest Payments	1,941,965.00	TOTAL	38,478,209.66
Surrogate's Office	125,157.00	DEFERRED CHARGES	505,209.70	Prior Years Surplus Appropriated	2,827,000.00
Probation Office	979,309.00	RESERVE FOR UNCOLLECTED TAXES		REVENUES TOTAL	41,305,209.66
County Clerk (Judicial Functions)	296,626.00	EXPENDITURES TOTAL	36,677,466.75	CURRENT FINANCES DECEMBER 31,	
Sheriff's Office (Judicial Functions)	120,790.00			ASSETS	
Other Judicial		CAPITAL DEBT AUTHORIZED, DECEMBER 31,		Cash Dec. 31,	12,786,587.40
PUBLIC SAFETY		ISSUED AND UNISSUED		Taxes Receivable	1,224,270.63
County Police	620,694.00	School		Emergencies and Other Deferred Charges	
Sheriff's Office	503,228.00	Self-liquidating		State Aid Receivable	26,241,015.00
Civil Defense and Disaster Control	34,193.00	Other	36,484,826	Other Receivable	1,557,424.85
Environmental Inspection and Control	7,425.00	Total	36,484,826	TOTAL	41,809,297.88
Weights and Measures	30,030.00			LIABILITIES RESERVES, AND SURPLUS	
Correctional and Penal	1,191,373.00	ISSUED AND OUTSTANDING		Cash Liabilities	5,134,643.63
Other Public Safety	25,425.00	School		Reserves For Receivables	29,022,710.48
PUBLIC WORKS		Self-liquidating		Surplus Dec. 31,	7,651,943.77
Roads and Bridges, Streets, Drainage	606,392.00	Other		TOTAL	41,809,297.88
State Aid Motor Vehicle Fund	3,456,000.00	Total	21,750,000.00		
County Funds		Equalized Valuation Basis			
Other Roads and Bridges		for Net Debt Computation	6,383,723,033.33		
Public Buildings and Grounds	765,317.00	CAPITAL OUTLAY TOTAL	5,159,659.79		
Other Public Works	375,246.00				
HEALTH AND WELFARE					
County Health Department	83,326.00	Public Enterprises			
Mental Health Activities	1,389,714.75	Recreation—Culture	8,292.00		
Tubercular Patient Care		Public Works	3,566,815.76		
County Hospitals, Homes		Buildings and Grounds	1,584,552.03		
County Aid to Hospitals	11,720.00	Library and Education			
Health Clinics	29,475.00	Conservation			
Mosquito Extermination		All Other			
Health Services Except Environmental	1,236,299.00				
County Welfare Board	1,135,904.00				
Child Welfare	513,754.00				
Other Welfare Services	75,175.00				
RECREATION AND CONSERVATION					
Parks, Playgrounds, Shade Trees	7,000.00				
Land Reclamation and Conservation	71,200.00				
Other Recreational Services	533,320.00				

COUNTY HUNTERDON

COUNTY SEAT Flemington Boro.

Form of Government: Board of Chosen Freeholders 3 Members

Number of Constituent Municipalities 26

Population Census 1980 87,361

Population Estimated 1988 100,510

Land Area - Square Miles 429.60

Net Value on which County Taxes are Apportioned 6,960,889,878

Tax Rate per \$100 .445

Tax Levy 31,000,000.00

Distribution of Ratables:

Class	Line Items	Assessed Valuation	% of Valuation
Vacant Land	6,447	333,109,966	5.68
Residential	29,689	4,049,479,865	69.10
Farm	8,019	515,634,373	8.80
Commercial	1,740	722,821,614	12.33
Industrial	150	187,270,098	3.20
Apartments	91	51,998,570	.89
<hr/>			
TOTAL	46,136	5,860,314,486	100.00

Bond Ratings:

Moody's A1

Standard & Poors --



1100

Population 1980307,863

Population 1988331,713

S & P Rating

Moody Rating AA1

Land Area226.00

Net Valuation Taxable

5,308,136,210

Net Valuation on Which County Taxes

are apportioned:

Sq. Miles 12,990,997,232

MERCER COUNTY - Class 2**Form of Government:****County Exec. Plan - (O.C.C.L. - 1972)****Number of Freeholders on Board - 7****PER CAPITA:**

Gross Debt

286.91

Net Debt

222.13

Debt Service

33.21

Total Tax Levy

223.56

County Functions:

375.05

PER CENT:

Gross Debt

.77

Net Debt

.60

EXPENDITURES		EXPENDITURES (cont'd.)		REVENUES REALIZED	
GENERAL GOVERNMENT		EDUCATION (excluding schools)		Property Taxes	
Governing Body and Public Boards	594,303.00	County Superintendent of Schools	30,769.00	Financial Business Tax	74,157,922.00
County Clerk	668,931.00	Vocational Schools	3,497,733.00	Franchise Tax	200,660.72
Financial Administration	692,956.00	County College	7,965,562.00	Bank Corp. Tax	
Board of Taxation	133,398.00	County Extension Services	171,279.00	Other Miscellaneous Taxes	
Planning, Housing, Development	785,772.00	Libraries	6,158.00	State Aid Revenues	3,939,758.20
Human Resources	4,548,079.00	Other Educational Services	3,127,013.00	Federal Aid Revenues	1,317,622.55
Elections	1,283,302.00	STATUTORY EXPENDITURES		State and Local Fiscal Assistance Act Utilized	49,398.00
General Administration	4,366,020.00	Pensions and F.I.C.A.	5,876,245.00	Institutional Revenues	
JUDICIARY		Employee Fringe Benefits	3,932,124.00	Courts	215,766.85
Superior Court-Low Division	1,839,593.00	Other Statutory Expenditures		County Clerk & Register	2,814,277.22
County Courts	285,322.00	Ceto & Other Public Employment Programs		Surrogate	167,423.41
County District Courts		COUNTY FUNCTIONS TOTAL	113,200,293.63	Sheriff	285,209.97
Juvenile and Domestic Relations Courts		CAPITAL IMPROVEMENTS *MEMO	514,000.00	Other Miscellaneous Revenues	26,462,115.73
Jury Commission and Jurors' Fees	68,399.00	DEBT SERVICE		Other Revenues, Revenue Sharing, Tax Effort	
Low Library	46,393.00	Principal Payments	6,153,000.00	TOTAL	110,110,154.65
Prosecutor's Office	2,919,416.00	Interest Payments	4,862,610.00	Prior Years Surplus Appropriated	5,900,000.00
Surrogate's Office	222,257.00	DEFERRED CHARGES	193,232.00	REVENUES TOTAL	116,010,154.65
Probation Office	2,762,552.00	RESERVE FOR UNCOLLECTED TAXES		CURRENT FINANCES DECEMBER 31,	
County Clerk (Judicial Functions)	1,090,822.00	EXPENDITURES TOTAL	124,409,185.63	ASSETS	
Sheriff's Office (Judicial Functions)		CAPITAL DEBT AUTHORIZED, DECEMBER 31,		Cash Dec. 31,	15,600,734.96
Other Judicial		ISSUED AND UNISSUED GROSS DEBT		Taxes Receivable	3,109,260.68
PUBLIC SAFETY		School		Emergencies and Other Deferred Charges	
County Police	294,396.00	Self-liquidating		State Aid Receivable	1,959,861.00
Sheriff's Office	2,708,468.00	Other	95,173,316	Other Receivable	20,675,856.64
Civil Defense and Disaster Control	74,998.00	Total	95,173,316	TOTAL	
Environmental Inspection and Control				LIABILITIES RESERVES, AND SURPLUS	
Weights and Measures	573,434.63	ISSUED AND OUTSTANDING		Cash Liabilities	10,294,410.34
Correctional and Penal	8,328,429.00	School		Reserves For Receivables	4,155,131.84
Other Public Safety	2,413,706.00	Self-liquidating		Surplus Dec. 31,	6,216,314.46
PUBLIC WORKS		Other		TOTAL	20,675,356.64
Roads and Bridges, Streets, Drainage	13,153,225.00	Total	73,645,000.00		
State Aid Motor Vehicle Fund	505,817.00	Equalized Valuation Basis			
County Funds	461,440.00	for Net Debt Computation	12,347,032,094.00		
Other Roads and Bridges		CAPITAL OUTLAY TOTAL	7,002,647.33		
Public Buildings and Grounds	3,355,369.00	Public Enterprises			
Other Public Works		Recreation—Culture	532,983.35		
HEALTH AND WELFARE		Public Works	2,217,320.50		
County Health Department	1,364,536.00	Buildings and Grounds	3,965,205.02		
Mental Health Activities	7,783,238.00	Library and Education	203,251.84		
Tubercular Patient Care		Conservation	78,886.62		
County Hospitals, Homes		All Other			
County Aid to Hospitals					
Health Clinics					
Mosquito Extermination	319,063.00				
Health Services Except Environmental	7,834,733.00				
County Welfare Board	11,331,397.00				
Child Welfare	313,439.00				
Other Welfare Services	853,532.00				
RECREATION AND CONSERVATION					
Parks, Playgrounds, Shade Trees	4,295,738.00				
Land Reclamation and Conservation	43,240.00				
Other Recreational Services	172,087.00				

COUNTY MERCER

COUNTY SEAT Trenton City

Form of Government: *Board of Chosen Freeholders 7 Members

Number of Constituent Municipalities 13

Population Census 1980 307,863

Population Estimated 1988 331,713

Land Area - Square Miles 226.00

Net Value on which County Taxes are Apportioned 12,990,997,232

Tax Rate per \$100 .571

Tax Levy 74,157,922.00

Distribution of Ratables:

Class	Line Items	Assessed Valuation	% of Valuation
Vacant Land	2,287	60,581,100	9.99
Residential	2,907	329,876,200	54.39
Farm	289	8,538,200	1.41
Commercial	193	150,268,600	24.78
Industrial	23	50,901,500	8.39
Apartments	5	6,314,600	1.04
<hr/>			
TOTAL	5,704	606,480,200	100.00

Bond Ratings:

Moody's AA1

Standard & Poors ---



MERCER COUNTY



1200

Population 1980 95,393

Population 1986 53,213

S & P Rating AA+

Maady Rating AAA

Land Area 311.00

Sq. Miles

Net Valuation Taxable

26,569,731,861

Net Valuation on Which County Taxes
are apportioned:

40,115,921,409

MIDDLESEX COUNTY - Class 2**Form of Government:****Board of Chosen Freeholders****Number of Freeholders on Board - 7****PER CAPITA:**

Gross Debt

418.78

Net Debt

403.51

Debt Service

40.08

Total Tax Levy

245.87

County Functions:

337.61

PER CENT:

Gross Debt

.87

Net Debt

.84

EXPENDITURES		EXPENDITURES (cont'd.)		REVENUES REALIZED	
GENERAL GOVERNMENT		EDUCATION (excluding schools)		Property Taxes	
Governing Body and Public Boards	1,322,465.00	County Superintendent of Schools	190,850.00	160,605,000.00	
County Clerk	759,230.00	Vacational Schools	14,835,177.00	Financial Business Tax	
Financial Administration	932,723.00	County College	9,948,103.00	Franchise Tax	
Board of Taxation	192,239.00	County Extension Services	202,483.00	Bank Corp. Tax	
Planning, Housing, Development	944,235.00	Libraries		Other Miscellaneous Taxes	
Human Resources	996,700.00	Other Educational Services	5,531,985.00	State Aid Revenues	9,113,505.00
Elections	1,739,030.00	STATUTORY EXPENDITURES		Federal Aid Revenues	4,876,045.00
General Administration	9,192,536.00	Pensions and F.I.C.A.	12,452,852.00	State and Local Fiscal Assistance Act Utilized	3,032.00
JUDICIARY		Employee Fringe Benefits	7,975,000.00	Institutional Revenues	18,506,640.00
Superior Court-Law Division		Other Statutory Expenditures		Courts	786,168.00
County Courts	3,391,216.00	Ceta & Other Public Employment Programs		County Clerk & Register	5,316,642.00
County District Courts		COUNTY FUNCTIONS TOTAL	193,465,659.00	Surrogate	241,528.00
Juvenile and Domestic Relations Courts		CAPITAL IMPROVEMENTS *MEMO	2,660,000.00	Sheriff	394,213.00
Jury Commission and Jurors' Fees	443,249.00	DEBT SERVICE		Other Miscellaneous Revenues	17,453,466.00
Law Library	203,800.00	Principal Payments	15,046,000.00	Other Revenues, Revenue Sharing, Tax Effort	
Prosecutor's Office	6,663,354.00	Interest Payments	11,135,234.00	TOTAL	217,296,239.00
Surrogate's Office	295,510.00	DEFERRED CHARGES	337,912.00	Prior Years Surplus Appropriated	9,250,000.00
Probation Office	6,316,013.00	RESERVE FOR UNCOLLECTED TAXES		REVENUES TOTAL	226,546,239.00
County Clerk (Judicial Functions)	2,004,750.00	EXPENDITURES TOTAL	220,534,805.00	CURRENT FINANCES DECEMBER 31,	
Sheriff's Office (Judicial Functions)	2,677,610.00			ASSETS	
Other Judicial				Cash Dec. 31,	32,367,086.00
PUBLIC SAFETY		CAPITAL DEBT AUTHORIZED, DECEMBER 31,		Taxes Receivable	2,696,458.00
County Police	619,604.00	ISSUED AND UNISSUED GROSS DEBT		Emergencies and Other Deferred Charges	75,000.00
Sheriff's Office	3,375,225.00	School		State Aid Receivable	72,617.00
Civil Defense and Disaster Control	210,740.00	Self-liquidating		Other Receivable	1,931,169.00
Environmental Inspection and Control		Other	273,551,803	TOTAL	37,142,330.00
Weights and Measures	274,740.00	Total	273,551,808	LIABILITIES RESERVES, AND SURPLUS	
Correctional and Penal	16,813,330.00			Cash Liabilities	20,607,975.00
Other Public Safety	26,850.00	ISSUED AND OUTSTANDING		Reserves For Receivables	4,627,627.00
PUBLIC WORKS		School		Surplus Dec. 31,	11,906,728.00
Roads and Bridges, Streets, Drainage	1,333,960.00	Self-liquidating		TOTAL	37,142,330.00
State Aid Motor Vehicle Fund		Other			
County Funds	2,101,050.00	Total	146,404,000.00		
Other Roads and Bridges		Equalized Valuation Basis			
Public Buildings and Grounds	3,800,800.00	for Net Debt Computation	31,537,754,742.00		
Other Public Works	3,877,720.00	CAPITAL OUTLAY TOTAL	25,583,121.00		
HEALTH AND WELFARE					
County Health Department	2,227,556.00	Public Enterprises			
Mental Health Activities	13,271,599.00	Recreation—Culture	5,826.00		
Tubercular Patient Care	39,575.00	Public Works	19,506,829.00		
County Hospitals, Homes		Buildings and Grounds	564,308.00		
County Aid to Hospitals	25,909,555.00	Library and Education	5,505,658.00		
Health Clinics	22,050.00	Conservation			
Mosquito Extermination	965,000.00	All Other			
Health Services Except Environmental	989,057.00				
County Welfare Board	18,715,953.00				
Child Welfare	280,300.00				
Other Welfare Services	333,420.00				
RECREATION AND CONSERVATION					
Parks, Playgrounds, Shade Trees	7,926,235.00				
Land Reclamation and Conservation	544,541.00				
Other Recreational Services	24,444.00				

COUNTY MIDDLESEX

COUNTY SEAT New Brunswick City

Form of Government: Board of Chosen Freeholders 7 Members

Number of Constituent Municipalities 25

Population Census 1980 595,893

Population Estimated 1988 653,218

Land Area - Square Miles 311.00

Net Value on which County Taxes are Apportioned 40,115,921,409

Tax Rate per \$100 .400

Tax Levy 160,605,000.00

Distribution of Ratables:

Class	Line Items	Assessed Valuation	% of Valuation
Vacant Land	19,613	974,965,800	3.70
Residential	166,062	15,351,337,500	58.32
Farm	1,889	87,215,300	.32
Commercial	7,596	3,242,097,700	12.32
Industrial	2,120	5,222,114,600	19.84
Apartments	665	1,447,036,700	5.50
<hr/>			
TOTAL	197,945	26,324,767,600	100.00

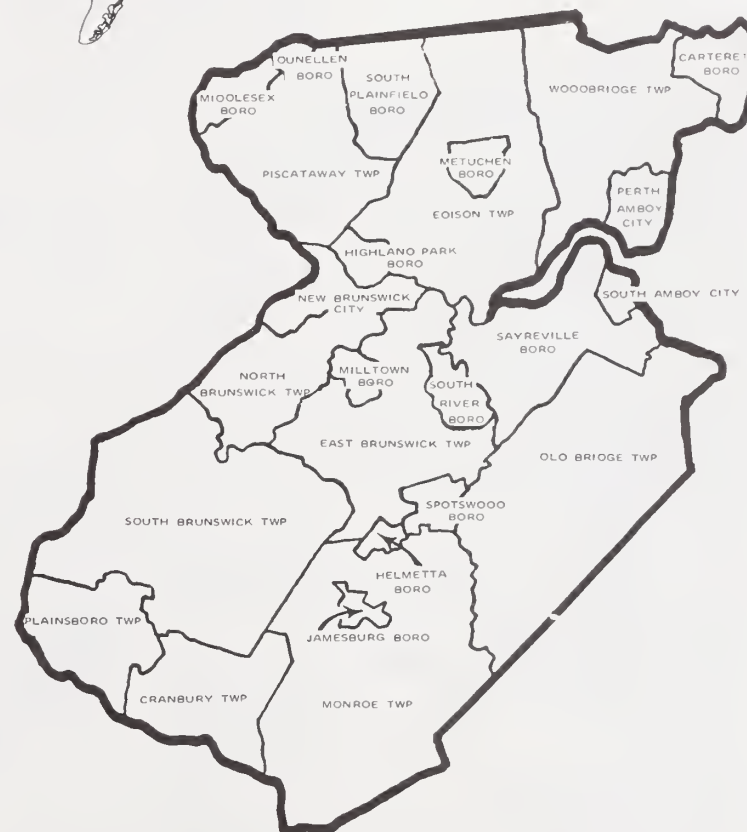
Bond Ratings:

Moody's AAA

Standard & Poors AA+



MIDDLESEX COUNTY



1300

Population 1980 503,173

Population 1988 559,717

S & P Rating AA

Moody Rating AA

Land Area 471.57

Sq. Miles

Net Valuation Taxable

19,233,802,873

Net Valuation on Which County Taxes

are apportioned:

29,329,402,406

MONMOUTH COUNTY – Class 5**Form of Government:****Board of Chosen Freeholders****Number of Freeholders on Board – 5****PER CAPITA:**

Gross Debt

403.00

Net Debt

277.75

Debt Service

31.19

Total Tax Levy

219.70

County Functions:

311.21

PER CENT:

Gross Debt

.80

Net Debt

.55

EXPENDITURES		EXPENDITURES (cont'd.)		REVENUES REALIZED	
GENERAL GOVERNMENT		EDUCATION (excluding schools)		Property Taxes	
Governing Body and Public Boards	1,623,733.50	County Superintendent of Schools	203,145.00		122,409,100.00
County Clerk	1,396,317.00	Vocational Schools	6,932,954.98	Financial Business Tax	
Financial Administration	635,008.32	County College	14,264,094.00	Franchise Tax	5,653.70
Board of Taxation	207,800.00	County Extension Services	212,168.00	Bank Corp. Tax	
Planning, Housing, Development	961,033.65	Libraries		Other Miscellaneous Taxes	
Human Resources	3,829,327.82	Other Educational Services	3,359,517.27	State Aid Revenues	8,972,899.57
Elections	1,782,016.00	STATUTORY EXPENDITURES		Federal Aid Revenues	3,160,677.54
General Administration	9,545,031.38	Pensions and F.I.C.A.	3,064,870.00	State and Local Fiscal Assistance Act Utilized	92,499.73
JUDICIARY		Employee Fringe Benefits	7,357,000.00	Institutional Revenues	10,024,257.06
Superior Court-Low Division		Other Statutory Expenditures		Courts	351,291.70
County Courts	2,876,235.51	Ceto & Other Public Employment Programs		County Clerk & Register	5,359,864.31
County District Courts		COUNTY FUNCTIONS TOTAL	156,736,487.69	Surrogate	260,274.93
Juvenile and Domestic Relations Courts		CAPITAL IMPROVEMENTS *MEMO	1,000,000.00	Sheriff	535,494.47
Jury Commission and Jurors' Fees	321,579.00	DEBT SERVICE		Other Miscellaneous Revenues	18,951,932.33
Low Library	100,000.00	Principal Payments	10,096,465.78	Other Revenues, Revenue Sharing, Tax Effort	
Prosecutor's Office	7,037,119.00	Interest Payments	7,353,465.32	TOTAL	170,123,395.64
Surrogate's Office	421,052.00			Prior Years Surplus Appropriated	13,000,000.00
Probation Office	4,207,726.00	DEFERRED CHARGES		REVENUES TOTAL	183,123,395.34
County Clerk (Judicial Functions)	1,583,838.00	RESERVE FOR UNCOLLECTED TAXES			
Sheriff's Office (Judicial Functions)	566,265.00			CURRENT FINANCES DECEMBER 31,	
Other Judicial		EXPENDITURES TOTAL	174,191,418.79	ASSETS	
PUBLIC SAFETY				Cash Dec. 31,	29,808,310.24
County Police	1,505,903.02	CAPITAL DEBT AUTHORIZED, DECEMBER 31,		Taxes Receivable	3,290,395.57
Sheriff's Office	1,839,000.00	ISSUED AND UNISSUED GROSS DEBT		Emergencies and Other Deferred Charges	
Civil Defense and Disaster Control	75,813.00	School		State Aid Receivable	
Environmental Inspection and Control		Self-liquidating	49,600,000	Other Receivable	102,459.46
Weights and Measures	350,440.00	Other	175,968,371	TOTAL	33,201,165.27
Correctional and Penal	10,365,302.00	Total	225,568,371		
Other Public Safety	167,245.00			LIABILITIES RESERVES, AND SURPLUS	
PUBLIC WORKS		ISSUED AND OUTSTANDING		Cash Liabilities	16,915,006.38
Roads and Bridges, Streets, Drainage	144,902.34	School		Reserves For Receivables	3,391,160.21
State Aid Motor Vehicle Fund		Self-liquidating	45,600,000.00	Surplus Dec. 31,	12,894,998.68
County Funds	9,674,481.00	Other	135,930,371.89	TOTAL	33,201,165.27
Other Roads and Bridges		Total	181,530,371.89		
Public Buildings and Grounds	7,033,035.00				
Other Public Works	1,973,721.00	Equalized Valuation Basis for Net Debt Computation	28,055,127,852.33		
HEALTH AND WELFARE		CAPITAL OUTLAY TOTAL	19,416,365.40		
County Health Department	377,078.00	Public Enterprises			
Mental Health Activities	8,512,717.00	Recreation—Culture	145,846.13		
Tubercular Patient Care		Public Works	6,233,736.69		
County Hospitals, Homes	7,856,131.00	Buildings and Grounds	3,894,859.33		
County Aid to Hospitals		Library and Education	3,036,922.20		
Health Clinics	192,713.00	Conservation			
Mosquito Extermination	573,878.00	All Other			
Health Services Except Environmental	2,633,363.07				
County Welfare Board	13,852,633.04				
Child Welfare	1,703,993.08				
Other Welfare Services	24,500.00				
RECREATION AND CONSERVATION					
Parks, Playgrounds, Shade Trees	9,571,649.73				
Land Reclamation and Conservation	4,600.00				
Other Recreational Services	754,472.93				

COUNTY MONMOUTH

COUNTY SEAT Freehold Borough

Form of Government: Board of Chosen Freeholders 5 Members

Number of Constituent Municipalities _____ **53**

Population Census 1980	503,173
------------------------	---------

Population Estimated 1988 559,717

Land Area - Square Miles	471.57
--------------------------	--------

Net Value on which County Taxes are Apportioned	29,329,402,406
---	----------------

Tax Rate per \$100	.417
---------------------------	-------------

Tax Levy	122,409,100.00
-----------------	-----------------------

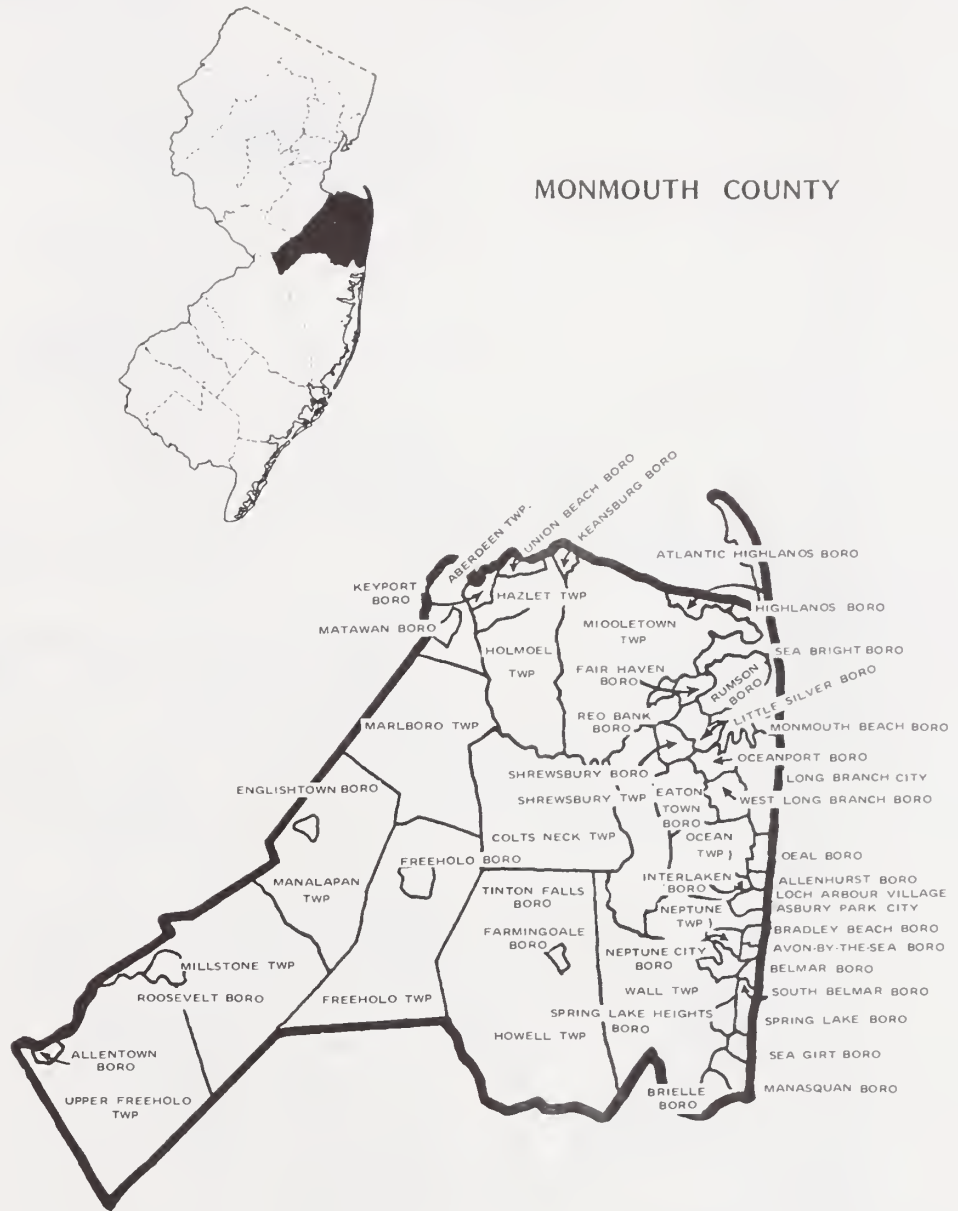
Distribution of Ratables:

Class	Line Items	Assessed Valuation	% of Valuation
Vacant Land	22,258	684,078,029	3.59
Residential	157,389	14,514,244,070	76.19
Farm	5,046	364,685,822	1.91
Commercial	7,929	2,424,017,810	12.73
Industrial	466	521,109,610	2.74
Apartments	1,085	541,034,550	2.84
TOTAL	194,173	19,049,169,891	100.00

Bond Ratings:

Moody's AA

Standard & Poors	AA
------------------	----



1400
 Population 1980 407,630
 Population 1988 420,607
 S & P Rating AAA
 Moody Rating AAA
 Land Area 470.24 Sq. Miles 37,596,444,999

Net Valuation Taxable
 22,482,174,806
 Net Valuation on Which County Taxes
 are apportioned:

MORRIS COUNTY - Class 2
Form of Government:
Board of Chosen Freeholders
Number of Freeholders on Board - 7

PER CAPITA:
 Gross Debt 265.12
 Net Debt 260.37
 Debt Service 29.43
 Total Tax Levy 209.16
 County Functions: 295.74

PER CENT:
 Gross Debt .37
 Net Debt .36

EXPENDITURES		EXPENDITURES (cont'd.)		REVENUES REALIZED	
GENERAL GOVERNMENT		EDUCATION (excluding schools)		Property Taxes	
Governing Body and Public Boards	2,068,559.00	County Superintendent of Schools	135,285.00		87,972,308.50
County Clerk	874,339.00	Vocational Schools	2,473,624.50	Financial Business Tax	
Financial Administration	2,986,430.00	County College	6,695,000.00	Franchise Tax	
Board of Taxation	129,670.00	County Extension Services	231,795.00	Bank Corp. Tax	
Planning, Housing, Development	1,444,713.00	Libraries	2,324,000.00	Other Miscellaneous Taxes	
Human Resources		Other Educational Services	1,604,904.00	State Aid Revenues	5,069,987.14
Elections	1,594,350.00	STATUTORY EXPENDITURES		Federal Aid Revenues	1,279,081.00
General Administration	7,313,596.11	Pensions and F.I.C.A.	6,925,088.76	State and Local Fiscal Assistance Act Utilized	167,446.11
JUDICIARY		Employee Fringe Benefits	4,560,000.00	Institutional Revenues	10,667,789.68
Superior Court-Law Division		Other Statutory Expenditures	5,000.00	Courts	147,676.70
County Courts	2,541,943.00	Ceta & Other Public Employment Programs		County Clerk & Register	4,790,807.68
County District Courts		COUNTY FUNCTIONS TOTAL	111,997,641.79	Surrogate	151,598.76
Juvenile and Domestic Relations Courts		CAPITAL IMPROVEMENTS *MEMO	1,100,000.00	Sheriff	286,361.25
Jury Commission and Jurors' Fees	314,330.00	DEBT SERVICE		Other Miscellaneous Revenues	9,819,207.54
Law Library	125,130.00	Principal Payments	8,237,617.86	Other Revenues, Revenue Sharing, Tax Effort	
Prosecutor's Office	4,179,000.00	Interest Payments	4,039,671.00	TOTAL	120,352,264.36
Surrogate's Office	360,662.00			Prior Years Surplus Appropriated	13,800,000.00
Probation Office	3,130,530.00	DEFERRED CHARGES	14,290.32	REVENUES TOTAL	134,152,264.36
County Clerk (Judicial Functions)	1,006,304.50	RESERVE FOR UNCOLLECTED TAXES			
Sheriff's Office (Judicial Functions)				CURRENT FINANCES DECEMBER 31,	
Other Judicial		EXPENDITURES TOTAL	124,389,220.97	ASSETS	
PUBLIC SAFETY				Cash Dec. 31,	30,516,985.61
County Police	339,608.00	CAPITAL DEBT AUTHORIZED, DECEMBER 31,		Taxes Receivable	1,037,446.64
Sheriff's Office	4,444,144.00	ISSUED AND UNISSUED		Emergencies and Other Deferred Charges	
Civil Defense and Disaster Control	201,460.00	SCHOOL		State Aid Receivable	
Environmental Inspection and Control		Self-liquidating		Other Receivable	1,130,128.22
Weights and Measures	104,500.00	Other	111,510,555	TOTAL	32,684,560.47
Correctional and Penal	4,632,015.00	Total	111,510,555		
Other Public Safety	175,025.00			LIABILITIES RESERVES, AND SURPLUS	
PUBLIC WORKS		ISSUED AND OUTSTANDING		Cash Liabilities	16,311,582.67
Roads and Bridges, Streets, Drainage		School		Reserves For Receivables	1,921,268.64
State Aid Motor Vehicle Fund	11,000.00	Self-liquidating		Surplus Dec. 31,	14,451,709.16
County Funds	5,623,143.16	Other		TOTAL	32,684,560.47
Other Roads and Bridges		Total	73,308,150.00		
Public Buildings and Grounds	4,579,373.84		73,308,150.00		
Other Public Works	240,000.00	Equalized Valuation Basis for Net Debt Computation	30,279,901,442.67		
HEALTH AND WELFARE		CAPITAL OUTLAY TOTAL	21,647,635.00		
County Health Department	326,510.00				
Mental Health Activities	6,874,431.00	Public Enterprises			
Tubercular Patient Care		Recreation—Culture	1,575,155.00		
County Hospitals, Homes		Public Works	3,367,336.00		
County Aid to Hospitals	26,250.00	Buildings and Grounds	15,435,892.00		
Health Clinics	42,000.00	Library and Education	1,190,155.00		
Mosquito Extermination	1,320,050.00	Conservation	79,097.00		
Health Services Except Environmental	1,051,053.00	All Other			
County Welfare Board	4,543,604.92				
Child Welfare	122,000.00				
Other Welfare Services	16,175,230.00				
RECREATION AND CONSERVATION					
Parks, Playgrounds, Shade Trees	563,260.00				
Land Reclamation and Conservation					
Other Recreational Services	6,968,605.00				

COUNTY MORRIS

COUNTY SEAT Morristown Town

Form of Government: Board of Chosen Freeholders 7 Members

Number of Constituent Municipalities 39

Population Census 1980 407,630

Population Estimated 1988 420,607

Land Area - Square Miles 470.24

Net Value on which County Taxes are Apportioned 37,596,444,999

Tax Rate per \$100 .234

Tax Levy 87,972,308.50

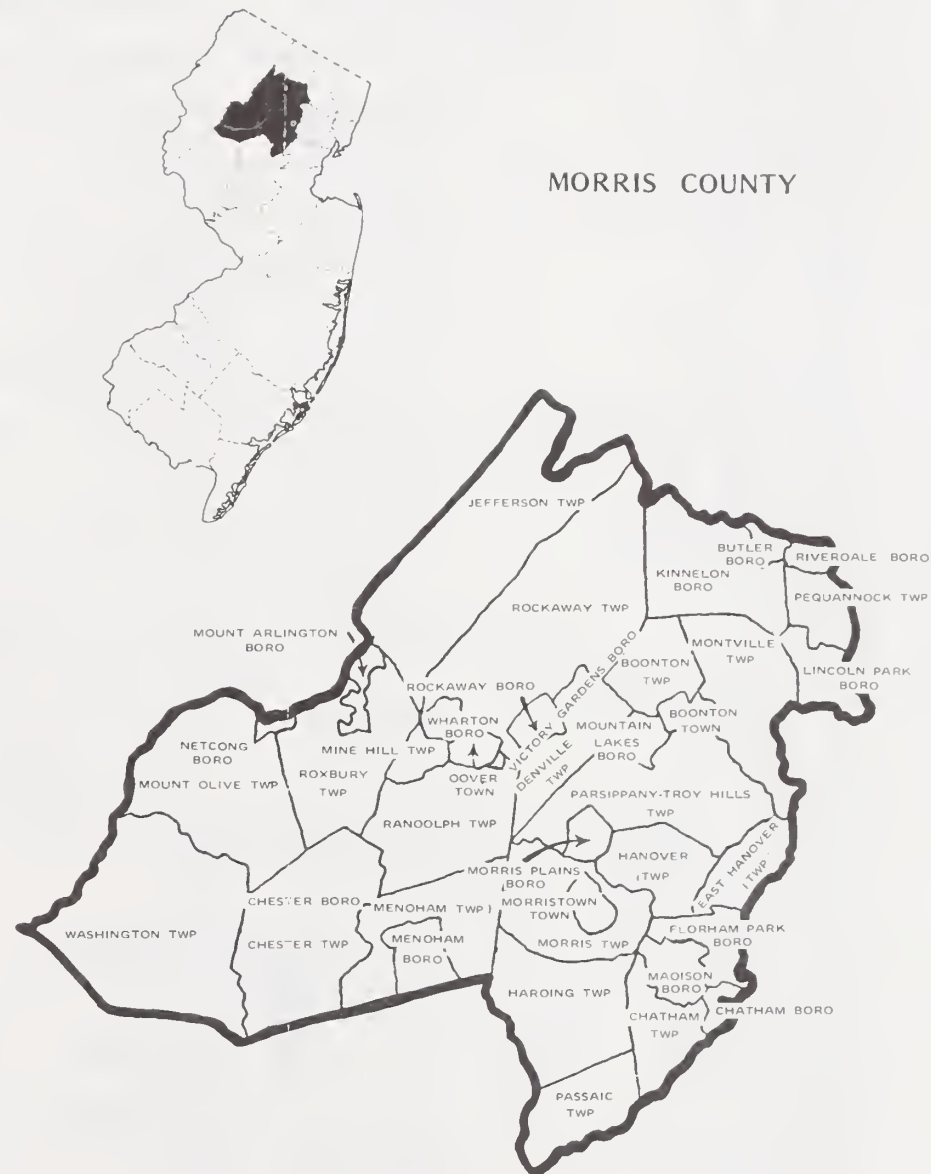
Distribution of Ratables:

Class	Line Items	Assessed Valuation	% of Valuation
Vacant Land	14,493	896,248,726	4.03
Residential	119,335	14,806,911,644	66.52
Farm	1,951	126,475,972	.56
Commercial	5,592	4,153,341,464	18.66
Industrial	936	1,644,721,062	7.39
Apartments	311	631,872,956	2.84
<hr/>			
TOTAL	142,618	22,259,571,824	100.00

Bond Ratings:

Moody's AAA

Standard & Poors AAA



MORRIS COUNTY

1500

Population 1980 346,038

Population 1988 412,974

S & P Rating AA-

Moody Rating AA

Land Area 637.09

Net Valuation Taxable

17,505,557,436

Net Valuation on Which County Taxes

are apportioned:

Sq. Miles 24,355,483,395

OCEAN COUNTY - Class 5**Form of Government:****Board of Chosen Freeholders****Number of Freeholders on Board - 5****PER CAPITA:**

Gross Debt 402.15

Net Debt 401.84

Debt Service 29.62

Total Tax Levy 245.20

County Functions: 311.32

PER CENT:

Gross Debt .71

Net Debt .71

EXPENDITURES		EXPENDITURES (cont'd.)		REVENUES REALIZED	
GENERAL GOVERNMENT		EDUCATION (excluding schools)		Property Taxes	
Governing Body and Public Boards	1,081,893.00	County Superintendent of Schools	152,743.00	Financial Business Tax	101,261,466.07
County Clerk	1,120,100.00	Vocational Schools	5,934,114.00	Franchise Tax	
Financial Administration	941,131.00	County College	6,140,813.00	Bank Corp. Tax	
Board of Taxation	217,715.00	County Extension Services	237,990.00	Other Miscellaneous Taxes	
Planning, Housing, Development	2,441,720.00	Libraries		State Aid Revenues	4,922,565.93
Human Resources	3,549,152.00	Other Educational Services	2,953,429.00	Federal Aid Revenues	3,895,324.09
Elections	1,134,000.00	STATUTORY EXPENDITURES		State and Local Fiscal Assistance Act Utilized	29,785.52
General Administration	12,210,071.62	Pensions and F.I.C.A.	6,304,000.00	Institutional Revenues	
JUDICIARY		Employee Fringe Benefits	5,270,500.00	Courts	219,917.92
Superior Court-Law Division	2,322,500.00	Other Statutory Expenditures		County Clerk & Register	4,590,735.79
County Courts	650,063.00	Ceta & Other Public Employment Programs		Surrogate	250,406.12
County District Courts		COUNTY FUNCTIONS TOTAL	112,777,647.17	Sheriff	273,467.32
Juvenile and Domestic Relations Courts	87,210.00	CAPITAL IMPROVEMENTS *MEMO	3,378,050.00	Other Miscellaneous Revenues	14,461,435.52
Jury Commission and Jurors' Fees	170,300.00	DEBT SERVICE		Other Revenues, Revenue Shoring, Tax Effort	
Law Library	73,000.00	Principal Payments	5,771,000.00	TOTAL	129,910,304.38
Prosecutor's Office	3,332,407.00	Interest Payments	6,461,550.00	Prior Years Surplus Appropriated	3,100,000.00
Surrogate's Office	346,000.00	DEFERRED CHARGES	3,553,413.70	REVENUES TOTAL	133,010,304.38
Probation Office	3,164,000.00	RESERVE FOR UNCOLLECTED TAXES		CURRENT FINANCES DECEMBER 31,	
County Clerk (Judicial Functions)		EXPENDITURES TOTAL	123,563,620.37	ASSETS	
Sheriff's Office (Judicial Functions)	875,100.00	CAPITAL DEBT AUTHORIZED, DECEMBER 31,		Cash Dec. 31,	40,845,197.23
Other Judicial	5,000.00	ISSUED AND UNISSUED GROSS DEBT		Taxes Receivable	2,514,926.71
PUBLIC SAFETY		School		Emergencies and Other Deferred Charges	
County Police	4,903,930.00	Self-liquidating		State Aid Receivable	
Sheriff's Office	3,082,100.00	Other	166,076,047	Other Receivable	10,079,424.93
Civil Defense and Disaster Control		Total	166,076,047	TOTAL	53,439,548.97
Environmental Inspection and Control	1,596,550.00	ISSUED AND OUTSTANDING		LIABILITIES RESERVES, AND SURPLUS	
Weights and Measures	131,355.00	School		Cash Liabilities	27,794,051.77
Correctional and Penal		Self-liquidating		Reserves For Receivables	12,584,371.15
Other Public Safety	191,000.00	Other		Surplus Dec. 31,	13,061,126.05
PUBLIC WORKS		Total	92,733,000.00	TOTAL	53,439,548.97
Roads and Bridges, Streets, Drainage	2,232,432.00	Equalized Valuation Basis			
State Aid Motor Vehicle Fund	2,218,800.00	for Net Debt Computation	23,323,133,299.00		
County Funds	9,466,801.00	CAPITAL OUTLAY TOTAL	27,951,261.17		
Other Roads and Bridges		Public Enterprises			
Public Buildings and Grounds	5,965,269.00	Recreation—Culture	707,165.63		
Other Public Works	930,000.00	Public Works	6,197,851.78		
HEALTH AND WELFARE		Buildings and Grounds	15,308,452.74		
County Health Department	272,590.00	Library and Education	4,737,790.97		
Mental Health Activities	3,543,337.00	Conservation			
Tubercular Patient Care		All Other			
County Hospitals, Homes					
County Aid to Hospitals	146,692.00				
Health Clinics					
Mosquito Extermination	800,000.00				
Health Services Except Environmental	3,172,501.00				
County Welfare Board	8,946,034.55				
Child Welfare	2,058,839.00				
Other Welfare Services	10,700.00				
RECREATION AND CONSERVATION					
Parks, Playgrounds, Shade Trees	2,058,650.00				
Land Reclamation and Conservation	90,000.00				
Other Recreational Services	174,950.00				

COUNTY OCEAN

COUNTY SEAT Toms River

Form of Government: Board of Chosen Freeholders 5 Members

Number of Constituent Municipalities 33

Population Census 1980 346,038

Population Estimated 1988 412,974

Land Area - Square Miles 637.09

Net Value on which County Taxes are Apportioned 24,355,483,395

Tax Rate per \$100 .416

Tax Levy 101,261,466.07

Distribution of Ratables:

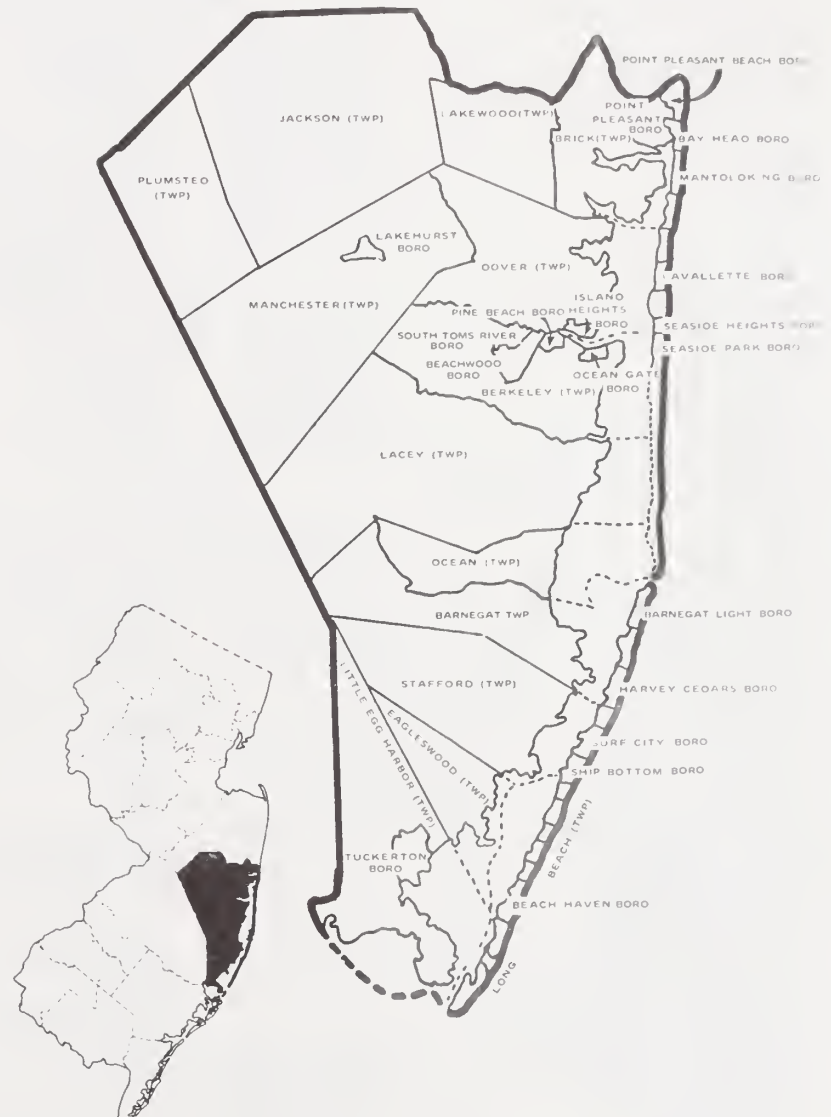
Class	Line Items	Assessed Valuation	% of Valuation
Vacant Land	61,601	1,094,173,966	6.29
Residential	174,239	13,819,840,676	79.51
Farm	875	45,756,500	.26
Commercial	5,335	1,619,586,473	9.32
Industrial	269	220,697,800	1.27
Apartments	473	581,859,208	3.35
<hr/>			
TOTAL	242,792	17,381,914,623	100.00

Bond Ratings:

Moody's AA

Standard & Poors AA-

OCEAN COUNTY



1500

Population 1980 447,535
 Population 1988 463,403
 S & P Rating
 Moody Rating AA
 Land Area 192.01 Sq. Miles

Net Valuation Taxable
 9,334,961,787
 Net Valuation on Which County Taxes
 are apportioned:
 18,226,427,945

PASSAIC COUNTY – Class 2**Form of Government:****Board of Chosen Freeholders****Number of Freeholders on Board – 7****PER CAPITA:**

Grass Debt 266.93
 Net Debt 262.40
 Debt Service 24.54
 Total Tax Levy 196.54
 County Functions: 306.63

PER CENT:

Grass Debt .71
 Net Debt .70

EXPENDITURES		EXPENDITURES (cont'd.)		REVENUES REALIZED	
GENERAL GOVERNMENT		EDUCATION (excluding schools)		Property Taxes	
Governing Body and Public Boards	641,419.00	County Superintendent of Schools	221,600.00		91,076,269.17
County Clerk	1,277,400.00	Vocational Schools	4,860,322.00	Financial Business Tax	
Financial Administration	335,300.00	County College	5,151,524.00	Franchise Tax	
Board of Taxation	234,400.00	County Extension Services	132,450.00	Bank Corp. Tax	
Planning, Housing, Development	539,091.00	Libraries		Other Miscellaneous Taxes	1,210,448.50
Human Resources	2,920,557.00	Other Educational Services	5,699,130.00	State Aid Revenues	13,092,407.37
Elections	1,184,700.00	STATUTORY EXPENDITURES		Federal Aid Revenues	5,629,314.00
General Administration	9,698,390.00	Pensions and F.I.C.A.	11,611,820.50	State and Local Fiscal Assistance Act Utilized	4,310.76
JUDICIARY		Employee Fringe Benefits	6,604,000.00	Institutional Revenues	15,396,416.06
Superior Court-Law Division	3,577,800.00	Other Statutory Expenditures	435,000.00	Courts	340,868.75
County Courts	123,700.00	Ceta & Other Public Employment Programs		County Clerk & Register	2,638,841.10
County District Courts		COUNTY FUNCTIONS TOTAL	130,631,277.26	Surrogate	177,431.82
Juvenile and Domestic Relations Courts	1,707,600.00	CAPITAL IMPROVEMENTS *MEMO	1,669,000.00	Sheriff	381,801.88
Jury Commission and Jurors' Fees	344,200.00	DEBT SERVICE		Other Miscellaneous Revenues	10,330,691.22
Law Library	146,600.00	Principal Payments	6,490,000.00	Other Revenues, Revenue Sharing, Tax Effort	
Prosecutor's Office	5,163,500.00	Interest Payments	4,384,034.44	TOTAL	140,278,800.63
Surrogate's Office	450,300.00	DEFERRED CHARGES	38,830.12	Prior Years Surplus Appropriated	4,950,000.00
Probation Office	4,837,050.00	RESERVE FOR UNCOLLECTED TAXES		REVENUES TOTAL	145,228,800.63
County Clerk (Judicial Functions)	823,820.00	EXPENDITURES TOTAL	142,094,141.82	CURRENT FINANCES DECEMBER 31,	
Sheriff's Office (Judicial Functions)	2,514,100.00			ASSETS	
Other Judicial				Cash Dec. 31,	14,275,934.26
PUBLIC SAFETY		CAPITAL DEBT AUTHORIZED, DECEMBER 31,		Taxes Receivable	
County Police	477,336.00	ISSUED AND UNISSUED GROSS DEBT	NET DEBT	Emergencies and Other Deferred Charges	
Sheriff's Office	470,300.00	School		State Aid Receivable	
Civil Defense and Disaster Control	30,400.00	Self-liquidating		Other Receivable	6,383,437.10
Environmental Inspection and Control		Other	123,722,913	TOTAL	20,659,371.36
Weights and Measures	602,257.00	Total	123,722,913	LIABILITIES RESERVES, AND SURPLUS	
Correctional and Penal	11,263,700.00			Cash Liabilities	10,716,538.55
Other Public Safety	270,500.00	ISSUED AND OUTSTANDING		Reserves For Receivables	1,281,041.95
PUBLIC WORKS		School		Surplus Dec. 31,	8,661,790.86
Roads and Bridges, Streets, Drainage		Self-liquidating		TOTAL	20,659,371.36
State Aid Motor Vehicle Fund		Other			
County Funds	2,753,700.00	Total	92,006,000.00		
Other Roads and Bridges		Equalized Valuation Basis			
Public Buildings and Grounds	2,873,500.00	for Net Debt Computation	17,435,031,537.33		
Other Public Works	471,000.00	CAPITAL OUTLAY TOTAL	32,537,230.46		
HEALTH AND WELFARE					
County Health Department	280,200.00	Public Enterprises			
Mental Health Activities	10,559,710.76	Recreation—Culture	541,584.88		
Tubercular Patient Care		Public Works	16,100,550.37		
County Hospitals, Homes	13,493,000.00	Buildings and Grounds	13,839,738.09		
County Aid to Hospitals		Library and Education	2,055,357.12		
Health Clinics		Conservation			
Mosquito Extermination		All Other			
Health Services Except Environmental	3,030,350.00				
County Welfare Board	10,315,000.00				
Child Welfare	1,413,000.00				
Other Welfare Services	15,400.00				
RECREATION AND CONSERVATION					
Parks, Playgrounds, Shade Trees	510,100.00				
Land Reclamation and Conservation					
Other Recreational Services					

COUNTY PASSAIC

COUNTY SEAT Paterson City

Form of Government: Board of Chosen Freeholders 7 Members

Number of Constituent Municipalities 16

Population Census 1980 447,585

Population Estimated 1988 463,408

Land Area - Square Miles 192.01

Net Value on which County Taxes are Apportioned 18,226,427,945

Tax Rate per \$100 .500

Tax Levy 91,076,269.17

Distribution of Ratables:

Class	Line Items	Assessed Valuation	% of Valuation
Vacant Land	9,630	362,851,532	3.92
Residential	96,318	6,263,975,324	67.66
Farm	233	12,862,700	.14
Commercial	7,122	1,518,707,220	16.40
Industrial	1,350	833,320,100	9.00
Apartments	1,043	266,781,400	2.88
<hr/>			
TOTAL	115,696	9,258,498,276	100.00

Bond Ratings:

Moody's AA

Standard & Poors --



PASSAIC COUNTY



1700

Population 1980 64,676

Population 1988 66,254

S & P Rating

Moody Rating A

Land Area 346.56

Sq. Miles 1,707,868,779

Net Valuation Taxable

1,046,134,860

Net Valuation on Which County Taxes

are apportioned:

SALEM COUNTY - Class 3**Form of Government:****Board of Chosen Freeholders****Number of Freeholders on Board - 7****PER CAPITA:**

Gross Debt

77.97

Net Debt

65.63

Debt Service

13.57

Total Tax Levy

215.46

County Functions:

402.67

PER CENT:

Gross Debt

.33

Net Debt

.28

EXPENDITURES		EXPENDITURES (cont'd.)		REVENUES REALIZED	
GENERAL GOVERNMENT		EDUCATION (excluding schools)		Property Taxes	
Governing Body and Public Boards	802,603.15	County Superintendent of Schools	110,832.09	14,275,075.50	
County Clerk	147,657.53	Vocational Schools	925,000.00	Financial Business Tax	
Financial Administration	198,067.42	County College	1,055,000.00	Franchise Tax	
Board of Taxation	73,136.75	County Extension Services	129,553.00	Bank Corp. Tax	
Planning, Housing, Development	679,079.18	Libraries		Other Miscellaneous Taxes	
Human Resources	825,759.25	Other Educational Services	833,026.73	State Aid Revenues	
Elections	191,746.63	STATUTORY EXPENDITURES		Federal Aid Revenues	
General Administration	1,481,701.06	Pensions and F.I.C.A.	1,355,000.00	State and Local Fiscal Assistance Act Utilized	
JUDICIARY		Employee Fringe Benefits	1,032,000.00	Institutional Revenues	
Superior Court-Law Division	51,240.00	Other Statutory Expenditures		Courts	
County Courts	272,399.74	Ceta & Other Public Employment Programs		County Clerk & Register	
County District Courts		COUNTY FUNCTIONS TOTAL		Surrogate	
Juvenile and Domestic Relations Courts		CAPITAL IMPROVEMENTS *MEMO	25,772,800.57	Sheriff	
Jury Commission and Jurors' Fees	26,746.63	DEBT SERVICE	30,000.00	Other Miscellaneous Revenues	
Law Library	12,000.00	Principal Payments	560,000.00	Other Revenues, Revenue Sharing, Tax Effort	
Prosecutor's Office	863,162.00	Interest Payments	338,999.29	TOTAL	
Surrogate's Office	95,743.09	DEFERRED CHARGES		Prior Years Surplus Appropriated	
Probation Office	676,814.00	RESERVE FOR UNCOLLECTED TAXES	5,522.51	REVENUES TOTAL	
County Clerk (Judicial Functions)	76,079.34	EXPENDITURES TOTAL		CURRENT FINANCES DECEMBER 31,	
Sheriff's Office (Judicial Functions)	74,354.00	CAPITAL DEBT AUTHORIZED, DECEMBER 31,		ASSETS	
Other Judicial		ISSUED AND UNISSUED		Cash Dec. 31,	
PUBLIC SAFETY		School		Taxes Receivable	
County Police	153,213.00	Self-liquidating		Emergencies and Other Deferred Charges	
Sheriff's Office	316,175.00	Other	5,166,000	State Aid Receivable	
Civil Defense and Disaster Control	114,216.00	Total	5,166,000	Other Receivable	
Environmental Inspection and Control	26,300.00	ISSUED AND OUTSTANDING		TOTAL	
Weights and Measures	280,253.65	School		LIABILITIES RESERVES, AND SURPLUS	
Correctional and Penal	1,671,436.00	Self-liquidating		Cash Liabilities	
Other Public Safety	17,400.00	Other		Reserves For Receivables	
PUBLIC WORKS		Total	5,112,000.00	Surplus Dec. 31,	
Roads and Bridges, Streets, Drainage		Equalized Valuation Basis for Net Debt Computation		TOTAL	
State Aid Motor Vehicle Fund	13,000.00	CAPITAL OUTLAY TOTAL		3,778,917.70	
County Funds	3,058,917.00	Public Enterprises		Taxes Receivable	
Other Roads and Bridges		Recreation—Culture		Emergencies and Other Deferred Charges	
Public Buildings and Grounds	969,275.00	Public Works	13,553.63	State Aid Receivable	
Other Public Works	35,000.00	Buildings and Grounds	565,133.27	Other Receivable	
HEALTH AND WELFARE		Library and Education	12,233.25	TOTAL	
County Health Department	80,450.00	Conservation		LIABILITIES RESERVES, AND SURPLUS	
Mental Health Activities	1,437,787.00	All Other		Cash Liabilities	
Tubercular Patient Care	2,000.00			Reserves For Receivables	
County Hospitals, Homes				Surplus Dec. 31,	
County Aid to Hospitals	125,000.00			TOTAL	
Health Clinics				3,778,917.70	
Mosquito Extermination	242,739.00			Taxes Receivable	
Health Services Except Environmental	802,029.46			Emergencies and Other Deferred Charges	
County Welfare Board	4,015,859.39			State Aid Receivable	
Child Welfare	270,000.00			Other Receivable	
Other Welfare Services	129,442.88			TOTAL	
RECREATION AND CONSERVATION				LIABILITIES RESERVES, AND SURPLUS	
Parks, Playgrounds, Shade Trees	2,000.00			Cash Liabilities	
Land Reclamation and Conservation	11,500.00			Reserves For Receivables	
Other Recreational Services				Surplus Dec. 31,	

COUNTY SALEM

COUNTY SEAT Salem City

Form of Government: Board of Chosen Freeholders 7 Members

Number of Constituent Municipalities 15

Population Census 1980 64,676

Population Estimated 1988 66,254

Land Area - Square Miles 346.56

Net Value on which County Txs are Approtioned 1,707,868,779

Tax Rate per \$100 .836

Tax Levy 14,275,075.50

Distribution of Ratables:

Class	Line Items	Assessed Valuation	% of Valuation
Vacant Land	5,933	41,671,585	4.06
Residential	17,570	611,574,395	59.54
Farm	5,600	118,297,540	11.51
Commercial	1,101	114,956,350	11.20
Industrial	49	121,953,335	11.87
Apartments	52	18,688,075	1.82
TOTAL	30,305	1,027,141,280	100.00

Bond Ratings:

Moody's A

Standard & Poors -



1800

Population 1980 203,129

Population 1988 227,312

S & P Rating AAA

Moody Rating AAA

Land Area 305.55 Sq Miles 16,832,284,263

Net Valuation Taxable

11,302,292,318

Net Valuation on Which County Taxes

are apportioned:

SOMERSET COUNTY - Class 3**Form of Government:****Board of Chosen Freeholders****Number of Freeholders on Board - 5****PER CAPITA:**

Gross Debt

558.59

Net Debt

518.97

Debt Service

68.80

Total Tax Levy

349.93

County Functions:

402.32

PER CENT:

Gross Debt

.81

Net Debt

.75

EXPENDITURES		EXPENDITURES (cont'd.)		REVENUES REALIZED	
GENERAL GOVERNMENT		EDUCATION (excluding schools)		Property Taxes	
Governing Body and Public Boards	1,830,305.17	County Superintendent of Schools	171,215.22		79,544,000.00
County Clerk	713,151.18	Vocational Schools	5,345,600.00	Financial Business Tax	
Financial Administration	411,183.83	County College	4,368,400.00	Franchise Tax	
Board of Taxation	137,204.86	County Extension Services	246,914.83	Bank Corp. Tax	
Planning, Housing, Development	808,016.32	Libraries		Other Miscellaneous Taxes	
Human Resources	1,536,903.99	Other Educational Services	332,974.21	State Aid Revenues	4,404,408.66
Elections	717,253.91	STATUTORY EXPENDITURES		Federal Aid Revenues	
General Administration	5,947,898.46	Pensions and F.I.C.A.	3,878,200.00	State and Local Fiscal Assistance Act Utilized	25,117.00
JUDICIARY		Employee Fringe Benefits	2,567,000.00	Institutional Revenues	345,423.90
Superior Court-Law Division	1,046,692.02	Other Statutory Expenditures		Courts	83,824.76
County Courts	360,523.77	Ceta & Other Public Employment Programs		County Clerk & Register	3,098,120.20
County District Courts		COUNTY FUNCTIONS TOTAL	75,611,490.50	Surrogate	99,410.85
Juvenile and Domestic Relations Courts		CAPITAL IMPROVEMENTS *MEMO	2,900,000.00	Sheriff	144,313.03
Jury Commission and Jurors' Fees	254,106.83	DEBT SERVICE		Other Miscellaneous Revenues	12,586,106.54
Law Library	37,151.05	Principal Payments	3,930,300.00	Other Revenues, Revenue Sharing, Tax Effort	
Prosecutor's Office	3,074,100.00	Interest Payments	6,659,227.00	TOTAL	100,330,724.94
Surrogate's Office	252,738.54			Prior Years Surplus Appropriated	8,011,000.00
Probation Office	2,835,169.99	DEFERRED CHARGES	201,962.48	REVENUES TOTAL	108,341,724.94
County Clerk (Judicial Functions)	312,636.81	RESERVE FOR UNCOLLECTED TAXES			
Sheriff's Office (Judicial Functions)				CURRENT FINANCES DECEMBER 31,	
Other Judicial	210,577.43	EXPENDITURES TOTAL	91,452,979.98	ASSETS	
PUBLIC SAFETY				Cash Dec. 31,	33,775,015.99
County Police	1,361,228.39	CAPITAL DEBT AUTHORIZED, DECEMBER 31,		Taxes Receivable	
Sheriff's Office	1,649,196.25	ISSUED AND UNISSUED GROSS DEBT		Emergencies and Other Deferred Charges	
Civil Defense and Disaster Control	54,990.00	School		State Aid Receivable	
Environmental Inspection and Control		Self-liquidating		Other Receivable	2,054,934.41
Weights and Measures	127,937.00	Other	126,975,000	TOTAL	35,829,950.40
Correctional and Penal	2,535,223.33	Total	126,975,000	LIABILITIES RESERVES, AND SURPLUS	
Other Public Safety	10,000.00			Cash Liabilities	11,141,844.56
PUBLIC WORKS		ISSUED AND OUTSTANDING		Reserves For Receivables	2,054,934.41
Roads and Bridges, Streets, Drainage		School		Surplus Dec. 31,	22,633,171.43
State Aid Motor Vehicle Fund		Self-liquidating		TOTAL	35,829,950.40
County Funds	4,820,944.26	Other	104,475,000.00		
Other Roads and Bridges		Total	104,475,000.00		
Public Buildings and Grounds	442,000.00				
Other Public Works	3,065,750.87	Equalized Valuation Basis for Net Debt Computation	15,665,446,557.67		
HEALTH AND WELFARE		CAPITAL OUTLAY TOTAL	22,379,990.11		
County Health Department	129,317.00	Public Enterprises			
Mental Health Activities	6,027,054.57	Recreation—Culture	635,644.52		
Tubercular Patient Care		Public Works	3,673,532.45		
County Hospitals, Homes		Buildings and Grounds	11,746,264.93		
County Aid to Hospitals	75,000.00	Library and Education	1,324,449.21		
Health Clinics		Conservation			
Mosquito Extermination	280,000.00	All Other			
Health Services Except Environmental	1,336,741.45				
County Welfare Board	4,953,335.00				
Child Welfare	425,000.00				
Other Welfare Services	1,103,569.43				
RECREATION AND CONSERVATION					
Parks Playgrounds, Shade Trees	3,316,500.00				
Land Reclamation and Conservation	3,445,018.33				
Other Recreational Services					

COUNTY SOMERSET

COUNTY SEAT Somerville Borough

Form of Government: Board of Chosen Freeholders 5 Members

Number of Constituent Municipalities 21

Population Census 1980 203,129

Population Estimated 1988 227,312

Land Area - Square Miles 305.55

Net Value on which County Taxes are Apportioned 16,832,284,263

Tax Rate \$100 .473

Tax Levy 79,544,000.00

Distribution of Ratables:

Class	Line Items	Assessed Valuation	% of Valuation
Vacant Land	9,100	418,320,380	3.73
Residential	70,486	7,411,824,914	66.07
Farm	2,775	183,165,501	1.64
Commercial	3,008	2,140,000,756	19.08
Industrial	479	905,819,850	8.07
Apartments	188	158,482,000	1.41
<hr/>			
TOTAL	86,036	11,217,613,401	100.00

Bond Ratings:

Moody's AAA

Standard & Poors AAA



1900

Population 1980 116,119

Population 1988 126,633

S & P Rating A

Moody Rating A1

Land Area 524.71

Sq. Miles 6,152,118,182

Net Valuation Taxable

4,677,112,825

Net Valuation on Which County Taxes
are apportioned:**SUSSEX COUNTY - Class 3****Form of Government:****Board of Chosen Freeholders****Number of Freeholders on Board - 3****PER CAPITA:**

Gross Debt 352.03

Net Debt 357.09

Debt Service 19.60

Total Tax Levy 243.73

County Functions: 335.94

PER CENT:

Gross Debt .79

Net Debt .73

EXPENDITURES		EXPENDITURES (cont'd.)		REVENUES REALIZED	
GENERAL GOVERNMENT		EDUCATION (excluding schools)		Property Taxes	
Governing Body and Public Boards	891,432.00	County Superintendent of Schools	38,563.00		30,854,411.00
County Clerk	424,155.00	Vocational Schools	3,835,993.00	Financial Business Tax	
Financial Administration	593,239.00	County College	1,191,775.00	Franchise Tax	105,043.35
Board of Taxation	146,079.00	County Extension Services	145,562.00	Bank Corp. Tax	
Planning, Housing, Development	377,130.00	Libraries		Other Miscellaneous Taxes	
Human Resources	552,671.00	Other Educational Services	40,000.00	State Aid Revenues	2,773,310.66
Elections	269,140.00	STATUTORY EXPENDITURES		Federal Aid Revenues	
General Administration	2,844,637.00	Pensions and F.I.C.A.	2,056,170.00	State and Local Fiscal Assistance Act Utilized	47,679.52
JUDICIARY		Employee Fringe Benefits	1,547,944.00	Institutional Revenues	2,689,035.66
Superior Court-Law Division	533,053.00	Other Statutory Expenditures	5,000.00	Courts	40,260.25
County Courts	14,231.00	Ceto & Other Public Employment Programs		County Clerk & Register	1,474,344.84
County District Courts		COUNTY FUNCTIONS TOTAL	37,596,363.52	Surrogate	49,784.45
Juvenile and Domestic Relations Courts		CAPITAL IMPROVEMENTS *MEMO	1,250,000.00	Sheriff	93,667.67
Jury Commission and Jurors' Fees	101,445.00	DEBT SERVICE		Other Miscellaneous Revenues	4,173,184.77
Law Library		Principal Payments	1,470,000.00	Other Revenues, Revenue Sharing, Tax Effort	
Prosecutor's Office	1,493,352.00	Interest Payments	1,011,465.33	TOTAL	42,311,222.17
Surrogate's Office	165,254.00	DEFERRED CHARGES	2,462,534.79	Prior Years Surplus Appropriated	3,396,396.90
Probation Office	691,650.00	RESERVE FOR UNCOLLECTED TAXES		REVENUES TOTAL	46,205,119.07
County Clerk (Judicial Functions)		EXPENDITURES TOTAL	42,540,869.14	CURRENT FINANCES DECEMBER 31,	
Sheriff's Office (Judicial Functions)	335,957.00			ASSETS	
Other Judicial				Cash Dec. 31,	16,544,654.96
PUBLIC SAFETY		CAPITAL DEBT AUTHORIZED, DECEMBER 31,		Taxes Receivable	633,920.61
County Police	804,565.00	ISSUED AND UNISSUED GROSS DEBT	NET DEBT	Emergencies and Other Deferred Charges	
Sheriff's Office	592,151.00	School		State Aid Receivable	
Civil Defense and Disaster Control	79,639.00	Self-liquidating		Other Receivable	1,778,853.75
Environmental Inspection and Control	111,290.00	Other	45,851,338	TOTAL	18,957,429.32
Weights and Measures	189,566.00	Total	45,851,338	LIABILITIES RESERVES, AND SURPLUS	
Correctional and Penol	2,413,954.00			Cash Liabilities	6,203,531.62
Other Public Safety	33,435.00	ISSUED AND OUTSTANDING		Reserves for Receivables	2,412,774.36
PUBLIC WORKS		School		Surplus Dec. 31,	10,341,123.34
Roads and Bridges, Streets, Drainage		Self-liquidating		TOTAL	18,957,429.32
State Aid Motor Vehicle Fund	30,000.00	Other	14,384,000.00		
County Funds	4,756,582.52	Total	14,384,000.00		
Other Roads and Bridges	430,000.00	Equalized Valuation Basis			
Public Buildings and Grounds	1,403,781.00	for Net Debt Computation	5,811,990,521.67		
Other Public Works	140,165.00	CAPITAL OUTLAY TOTAL	3,532,613.10		
HEALTH AND WELFARE					
County Health Department	217,344.00	Public Enterprises			
Mental Health Activities	2,013,422.00	Recreation—Culture	500.00		
Tubercular Patient Care		Public Works	2,684,139.30		
County Hospitals, Homes	2,617,508.00	Buildings and Grounds	842,973.80		
County Aid to Hospitals		Library and Education	5,000.00		
Health Clinics		Conservation			
Mosquito Extermination	55,518.00	All Other			
Health Services Except Environmental	1,003,137.00				
County Welfare Board	1,483,171.00				
Child Welfare	64,376.00				
Other Welfare Services	239,875.00				
RECREATION AND CONSERVATION					
Parks, Playgrounds, Shade Trees	8,568.00				
Land Reclamation and Conservation	427,197.00				
Other Recreational Services	17,000.00				

COUNTY SUSSEX

COUNTY SEAT Newton Town

Form of Government: Board of Chosen Freeholders 3 Members

Number of Constituent Municipalities 24

Population Census 1980 116,119

Population Estimated 1988 126,633

Land Area - Square Miles 526.09

Net Value on which County Taxes are Apportioned 6,152,118,182

Tax Rate per \$100 .502

Tax Levy 30,864,411.00

Distribution of Ratables:

Class	Line Items	Assessed Valuation	% of Valuation
Vacant Land	18,407	303,926,209	6.54
Residential	42,402	3,649,336,999	78.46
Farm	5,053	169,353,955	3.64
Commercial	1,829	425,983,089	9.16
Industrial	166	67,066,395	1.44
Apartments	105	35,543,200	.76
<hr/>			
TOTAL	67,962	4,651,209,847	100.00

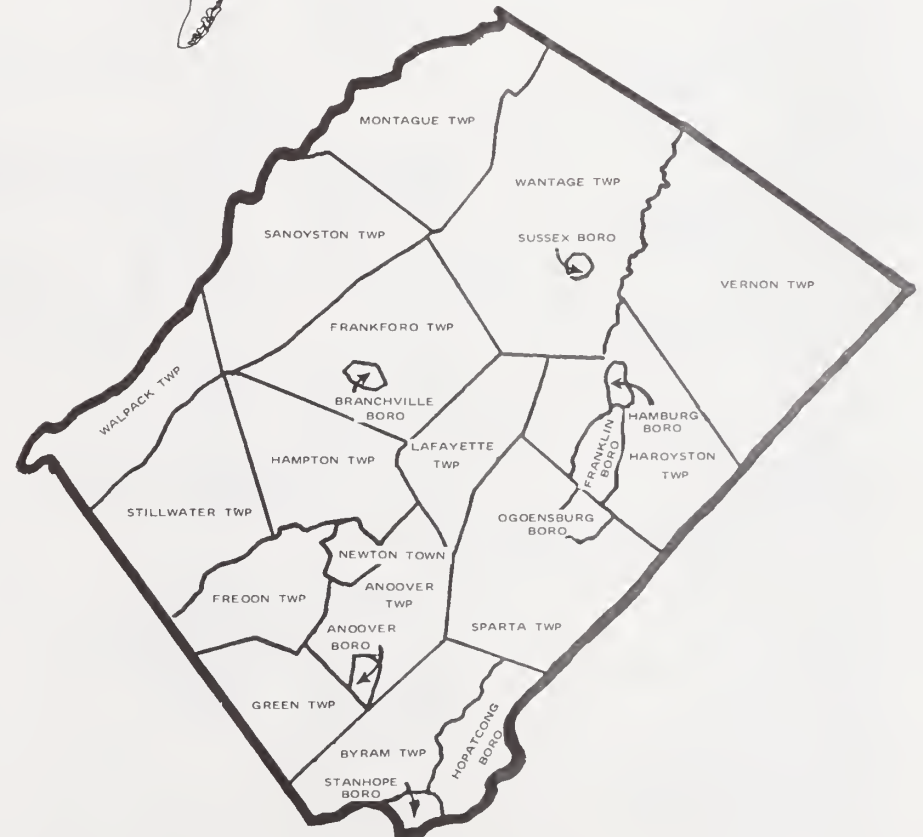
Bond Ratings:

Moody's A1

Standard & Poors A



SUSSEX COUNTY



2000

Population 1980 504,094

Population 1988 499,727

S & P Rating A++

Moody Rating AAA

Land Area 102.73

Sq Miles 25,754,286,429

Net Valuation Taxable

15,300,595,188

Net Valuation on Which County Taxes
are apportioned:**UNION COUNTY - Class 2****Form of Government:****County Manager Plan - (O.C.C.L. - 1972)****Number of Freeholders on Board - 9****PER CAPITA:**

Gross Debt 166.59

Net Debt 165.33

Debt Service 17.02

Total Tax Levy 216.31

County Functions: 337.10

PER CENT:

Gross Debt .34

Net Debt .33

EXPENDITURES		EXPENDITURES (cont'd.)		REVENUES REALIZED	
GENERAL GOVERNMENT		EDUCATION (excluding schools)		Property Taxes	
Governing Body and Public Boards	1,275,751.00	County Superintendent of Schools			108,094,000.00
County Clerk	958,543.00	Vocational Schools		Financial Business Tax	
Financial Administration	1,169,542.00	County College	7,900,000.00	Franchise Tax	
Board of Taxation	155,929.00	County Extension Services	173,393.00	Bank Corp. Tax	
Planning, Housing, Development	1,049,593.00	Libraries		Other Miscellaneous Taxes	
Human Resources	6,159,591.00	Other Educational Services	5,437,314.00	State Aid Revenues	13,313,057.20
Elections	1,673,828.00	STATUTORY EXPENDITURES		Federal Aid Revenues	5,898,935.00
General Administration	13,730,636.00	Pensions and F.I.C.A.	10,025,000.00	State and Local Fiscal Assistance Act Utilized	588.00
JUDICIARY		Employee Fringe Benefits	7,679,671.00	Institutional Revenues	9,188,436.77
Superior Court-Law Division	4,241,036.00	Other Statutory Expenditures	1,000.00	Courts	504,548.65
County Courts	1,704,179.00	Ceta & Other Public Employment Programs	22,000.00	County Clerk & Register	3,391,889.10
County District Courts		COUNTY FUNCTIONS TOTAL	159,409,611.00	Surrogate	217,640.00
Juvenile and Domestic Relations Courts	1,304,413.00	CAPITAL IMPROVEMENTS *MEMO		Sheriff	398,160.00
Jury Commission and Jurors' Fees		DEBT SERVICE		Other Miscellaneous Revenues	17,777,688.93
Law Library	72,133.00	Principal Payments	4,864,000.00	Other Revenues, Revenue Shoring, Tax Effort	
Prosecutor's Office	6,831,630.00	Interest Payments	3,643,681.50	TOTAL	158,784,943.65
Surrogate's Office	493,050.00	DEFERRED CHARGES	541,186.01	Prior Years Surplus Appropriated	7,600,000.00
Probation Office	4,146,155.00	RESERVE FOR UNCOLLECTED TAXES		REVENUES TOTAL	166,384,943.65
County Clerk (Judicial Functions)	313,375.00	EXPENDITURES TOTAL	163,453,473.51	CURRENT FINANCES DECEMBER 31,	
Sheriff's Office (Judicial Functions)				ASSETS	
Other Judicial				Cash Dec. 31,	22,314,730.56
PUBLIC SAFETY		CAPITAL DEBT AUTHORIZED, DECEMBER 31,		Taxes Receivable	452,176.64
County Police	11,907,976.00	ISSUED AND UNISSUED		Emergencies and Other Deferred Charges	
Sheriff's Office	4,803,378.00	SCHOOL		State Aid Receivable	5,516,657.15
Civil Defense and Disaster Control	335,857.00	Self-liquidating		Other Receivable	1,078,825.89
Environmental Inspection and Control		Other	83,248,840	TOTAL	29,362,390.24
Weights and Measures	781,540.00	Total	83,248,840	LIABILITIES RESERVES, AND SURPLUS	
Correctional and Penal				Cash Liabilities	23,225,123.53
Other Public Safety		ISSUED AND OUTSTANDING		Reserves For Receivables	1,531,002.53
PUBLIC WORKS		SCHOOL		Surplus Dec. 31,	4,606,264.18
Roads and Bridges, Streets, Drainage		Self-liquidating		TOTAL	29,362,390.24
State Aid Motor Vehicle Fund	20,000.00	Other	43,777,000.00		
County Funds	2,087,059.00	Total	43,777,000.00		
Other Roads and Bridges		Equalized Valuation Basis			
Public Buildings and Grounds	5,603,130.00	for Net Debt Computation	24,836,953,831.33		
Other Public Works	1,249,222.00	CAPITAL OUTLAY TOTAL	32,944,939.34		
HEALTH AND WELFARE		Public Enterprises			
County Health Department	387,421.00	Recreation—Culture	97,996.26		
Mental Health Activities	11,625,352.00	Public Works	2,654,852.51		
Tubercular Patient Care		Buildings and Grounds	26,873,232.22		
County Hospitals, Homes	14,982,253.00	Library and Education	322,623.35		
County Aid to Hospitals		Conservation	2,996,285.00		
Health Clinics		All Other			
Mosquito Extermination	556,975.00				
Health Services Except Environmental	2,259,279.00				
County Welfare Board	9,635,652.00				
Child Welfare	263,604.00				
Other Welfare Services	10,870,450.00				
RECREATION AND CONSERVATION					
Parks, Playgrounds, Shade Trees	4,550,206.00				
Land Reclamation and Conservation	19,340.00				
Other Recreational Services	891,320.00				

COUNTY UNION

COUNTY SEAT Elizabeth City

Form of Government: *Board of Chosen Freeholders 9 Members

Number of Constituent Municipalities 21

Population Census 1980 504,094

Population Estimated 1988 499,727

Land Area - Square Miles 102.93

Net Value on which County Taxes are Apportioned 25,754,286,429

Tax Rate per \$100 .420

Tax Levy 108,094,000.00

Distribution of Ratables:

Class	Line Items	Assessed Valuation	% of Valuation
Vacant Land	5,595	154,763,950	1.02
Residential	121,702	10,616,448,900	69.87
Farm	48	4,523,200	.03
Commercial	7,751	1,898,695,200	12.50
Industrial	1,709	2,031,284,800	13.36
Apartments	1,154	488,647,600	3.22
<hr/>			
TOTAL	137,959	15,194,363,650	100.00

Bond Ratings:

Moody's AAA

Standard & Poors AA+

*County Manager Plan - Optional County Charter Law, 1972



UNION COUNTY



2100

Population 1980 84,429

Population 1988 88,976

S & P Rating

Moody Rating A

Land Area 361.55

Sq. Miles

Net Valuation Taxable

3,536,355,397

Net Valuation on Which County Taxes

are apportioned:

3,928,574,551

WARREN COUNTY - Class 3**Form of Government:****Board of Chosen Freeholders****Number of Freeholders on Board - 3**

PER CAPITA:

Gross Debt

177.67

Net Debt

177.67

Debt Service

26.75

Total Tax Levy

336.29

County Functions:

455.57

PER CENT:

Gross Debt

.43

Net Debt

.43

EXPENDITURES		EXPENDITURES (cont'd.)		REVENUES REALIZED	
GENERAL GOVERNMENT		EDUCATION (excluding schools)		Property Taxes	
Governing Body and Public Boards	387,491.00	County Superintendent of Schools	57,626.00	29,921,359.33	
County Clerk	213,892.00	Vocational Schools	1,410,337.00	Financial Business Tax	
Financial Administration	233,432.90	County College	900,000.00	Franchise Tax	
Board of Taxation	112,230.00	County Extension Services	204,391.00	Bank Corp. Tax	
Planning, Housing, Development	633,301.00	Libraries		Other Miscellaneous Taxes	
Human Resources	1,212,936.00	Other Educational Services	33,644.00	State Aid Revenues	2,643,605.32
Elections	213,035.00	STATUTORY EXPENDITURES		Federal Aid Revenues	
General Administration	2,684,810.39	Pensions and F.I.C.A.	1,545,358.92	State and Local Fiscal Assistance Act Utilized	17,940.59
JUDICIARY		Employee Fringe Benefits	1,465,092.00	Institutional Revenues	3,834,943.64
Superior Court-Low Division	381,747.51	Other Statutory Expenditures	36,032.00	Courts	48,840.20
County Courts	35,095.00	Ceto & Other Public Employment Programs		County Clerk & Register	1,083,112.52
County District Courts		COUNTY FUNCTIONS TOTAL		Surrogate	31,438.20
Juvenile and Domestic Relations Courts		CAPITAL IMPROVEMENTS *MEMO	2,000,000.00	Sheriff	53,544.02
Jury Commission and Jurors' Fees	72,915.00	DEBT SERVICE		Other Miscellaneous Revenues	5,006,087.31
Low Library	21,000.00	Principal Payments	1,050,000.00	Other Revenues, Revenue Sharing, Tax Effort	
Prosecutor's Office	1,100,160.00	Interest Payments	1,330,127.50	TOTAL	42,695,971.13
Surrogate's Office	135,030.00	DEFERRED CHARGES		Prior Years Surplus Appropriated	1,592,431.57
Probation Office	1,066,297.00	RESERVE FOR UNCOLLECTED TAXES	1,841.93	REVENUES TOTAL	44,288,452.70
County Clerk (Judicial Functions)	186,834.00	EXPENDITURES TOTAL		CURRENT FINANCES DECEMBER 31,	
Sheriff's Office (Judicial Functions)	82,935.00		40,535,074.81	ASSETS	
Other Judicial		CAPITAL DEBT AUTHORIZED, DECEMBER 31,		Cash Dec. 31,	15,240,880.50
PUBLIC SAFETY		ISSUED AND UNISSUED	GROSS DEBT	Taxes Receivable	100,575.69
County Police	153,133.00	School		Emergencies and Other Deferred Charges	
Sheriff's Office	359,493.00	Self-liquidating		State Aid Receivable	
Civil Defense and Disaster Control	46,737.00	Other	15,808,000	Other Receivable	36,464.12
Environmental Inspection and Control	110,300.00	Total	15,808,000	TOTAL	15,377,920.31
Weights and Measures	67,764.00	ISSUED AND OUTSTANDING		LIABILITIES RESERVES, AND SURPLUS	
Correctional and Penal	2,291,148.00	School		Cash Liabilities	6,974,340.49
Other Public Safety	10,000.00	Self-liquidating		Reserves For Receivables	137,039.81
PUBLIC WORKS		Other		Surplus Dec. 31,	8,266,340.01
Roads and Bridges, Streets, Drainage	750,000.00	Total	15,803,000.00	TOTAL	15,377,920.31
State Aid Motor Vehicle Fund	23,000.00	Equalized Valuation Basis		for Net Debt Computation	
County Funds	5,429,305.00	CAPITAL OUTLAY TOTAL		3,660,975,567.00	
Other Roads and Bridges		Public Enterprises		230,053.96	
Public Buildings and Grounds	2,981,127.00	Recreation—Culture		195,464.86	
Other Public Works	126,100.00	Public Works		84,602.10	
HEALTH AND WELFARE		Buildings and Grounds			
County Health Department	81,335.00	Library and Education			
Mental Health Activities	1,434,595.00	Conservation			
Tubercular Patient Care		All Other			
County Hospitals, Homes					
County Aid to Hospitals					
Health Clinics					
Mosquito Extermination	143,276.00				
Health Services Except Environmental	1,923,495.00				
County Welfare Board	7,331,563.50				
Child Welfare	275,450.00				
Other Welfare Services	95,900.00				
RECREATION AND CONSERVATION					
Parks, Playgrounds, Shade Trees					
Land Reclamation and Conservation	65,091.00				
Other Recreational Services	3,409.11				

COUNTY WARREN

COUNTY SEAT Belvidere Town

Form of Government: Board of Chosen Freeholders 3 Members

Number of Constituent Municipalities 23

Population Census 1980 84,429

Population Estimated 1988 88,976

Land Area - Square Miles 361.55

Net Value on which County Taxes are Apportioned 3,928,574,551

Tax Rate per \$100 .762

Tax Levy 29,921,359.33

Distribution of Ratables:

Class	Line Items	Assessed Valuation	% of Valuation
Vacant Land	6,525	238,034,110	6.78
Residential	24,990	2,363,499,635	67.34
Farm	4,547	219,356,412	6.25
Commercial	1,728	343,901,565	9.80
Industrial	194	224,339,305	6.39
Apartments	119	120,745,223	3.44
<hr/>			
TOTAL	38,103	3,509,876,250	100.00

Bond Ratings:

Moody's A

Standard & Poors



SUMMARY OF 21 COUNTY UNITS

Form of Government:	16 - Boards of Chosen Freeholders 4 - County Executive Plan (Optional County Charter Law, 1972) 1 - County Manager Plan (Optional County Charter Law, 1972)
Number of Constituent Municipalities	567
Population Census 1980	7,364,823
Population Estimated 1988	7,721,077
Land Area - Square Miles	7,487.32
Net Value on which County Taxes are Apportioned	389,914,783,787
County Taxes Apportioned	1,806,887,121.76

Distribution of Ratables:

Class	Line Items	Assessed Valuation	% of Valuation
Vacant Land	348,181	10,615,608,296	3.93
Residential	2,013,660	181,796,253,179	67.35
Farm	58,122	2,524,779,406	.94
Commercial	115,244	42,886,022,397	15.89
Industrial	18,088	21,626,110,342	8.01
Apartment	17,461	10,462,593,441	3.88
TOTAL	2,570,756	269,911,367,061	100.00



S T A T E S U M M A R I E S

SUMMARY COUNTY DATA SHEETS

EXPENDITURES		EXPENDITURES (cont'd.)		REVENUES REALIZED	
GENERAL GOVERNMENT		EDUCATION (excluding schools)		Property Taxes	
Governing Body and Public Boards	28,906,444.20	County Superintendent of Schools	3,150,201.11		1,806,887,121.76
County Clerk	19,669,449.42	Vacational Schools	98,443,142.48	Financial Business Tax	
Financial Administration	24,646,450.09	County College	111,423,135.00	Franchise Tax	2,459,073.86
Board of Taxation	3,295,754.51	County Extension Services	3,759,728.87	Bank Corp. Tax	
Planning, Housing, Development	17,833,832.30	Libraries	2,630,880.00	Other Miscellaneous Taxes	1,210,448.50
Human Resources	58,974,979.38	Other Educational Services	65,132,237.79	State Aid Revenues	193,588,642.73
Elections	23,425,476.93	STATUTORY EXPENDITURES		Federal Aid Revenues	49,423,451.65
General Administration	201,483,358.98	Pensions and F.I.C.A.	152,946,568.66	State and Local Fiscal Assistance Act Utilized	2,372,403.03
JUDICIARY		Employee Fringe Benefits	91,207,100.77	Institutional Revenues	131,982,909.49
Superior Court-Law Division	26,122,060.93	Other Statutory Expenditures	1,953,155.00	Courts	6,815,254.18
County Courts	44,313,704.49	Ceta & Other Public Employment Programs	22,000.00	County Clerk & Register	59,568,914.39
County District Courts		COUNTY FUNCTIONS TOTAL	2,443,531,176.98	Surrogate	3,300,631.63
Juvenile and Domestic Relations Courts	4,064,742.79	CAPITAL IMPROVEMENTS *MEMO	25,337,688.00	Sheriff	6,691,626.45
Jury Commission and Jurors' Fees	6,361,310.56	DEBT SERVICE		Other Miscellaneous Revenues	404,010,423.96
Law Library	1,334,900.05	Principal Payments	144,561,002.03	Other Revenues, Revenue Sharing, Tax Effort	
Prosecutor's Office	32,633,140.32	Interest Payments	106,448,779.73	TOTAL	2,668,310,911.63
Surrogate's Office	6,634,937.69	DEFERRED CHARGES	19,138,029.40	Prior Years Surplus Appropriated	149,915,462.79
Probation Office	56,825,365.27	RESERVE FOR UNCOLLECTED TAXES		REVENUES TOTAL	2,818,226,374.42
County Clerk (Judicial Functions)	14,855,154.15				
Sheriff's Office (Judicial Functions)	8,379,510.00				
Other Judicial	1,019,727.43				
PUBLIC SAFETY		EXPENDITURES TOTAL	2,713,728,988.14	CURRENT FINANCES DECEMBER 31,	
County Police	53,290,510.73			ASSETS	
Sheriff's Office	59,995,717.23	CAPITAL DEBT AUTHORIZED, DECEMBER 31,		Cash Dec. 31,	525,580,161.69
Civil Defense and Disaster Control	4,625,537.91	ISSUED AND UNISSUED GROSS DEBT		Taxes Receivable	20,410,089.92
Environmental Inspection and Control	1,864,455.00	School	5,025,000	Emergencies and Other Deferred Charges	2,798,774.53
Weights and Measures	7,600,360.75	Self-liquidating	78,932,000	State Aid Receivable	35,145,736.62
Correctional and Penal	129,471,191.56	Other	2,797,668,668	Other Receivable	61,706,465.56
Other Public Safety	3,753,132.00	Total	2,331,625,668	TOTAL	645,641,228.32
PUBLIC WORKS		ISSUED AND OUTSTANDING		LIABILITIES RESERVES, AND SURPLUS	
Roads and Bridges, Streets, Drainage	24,479,999.19	School	5,025,000.00	Cash Liabilities	328,097,166.19
State Aid Motor Vehicle Fund	6,324,117.00	Self-liquidating	73,790,000.00	Reserves For Receivables	86,959,461.20
County Funds	74,921,229.30	Other	1,952,516,508.24	Surplus Dec. 31,	230,584,600.93
Other Roads and Bridges	430,000.00	Total	2,031,331,508.24	TOTAL	645,641,228.32
Public Buildings and Grounds	65,545,824.91	Equalized Valuation Basis			
Other Public Works	22,324,658.15	far Net Debt Computation	359,912,977,986.00		
HEALTH AND WELFARE		CAPITAL OUTLAY TOTAL	391,113,949.55		
County Health Department	11,403,025.00	Public Enterprises	3,170,160.94		
Mental Health Activities	134,345,828.18	Recreation—Culture	10,533,073.61		
Tubercular Patient Care	41,575.00	Public Works	114,038,245.09		
County Hospitals, Homes	72,497,257.59	Buildings and Grounds	226,184,391.75		
County Aid to Hospitals	101,914,933.00	Library and Education	34,033,807.04		
Health Clinics	422,019.00	Conservation	3,154,268.62		
Mosquito Extermination	10,257,093.00	All Other			
Health Services Except Environmental	122,646,039.73				
County Welfare Board	179,973,231.04				
Child Welfare	18,676,005.80				
Other Welfare Services	98,835,022.80				
RECREATION AND CONSERVATION					
Parks, Playgrounds, Shade Trees	60,133,106.35				
Land Reclamation and Conservation	5,985,342.16				
Other Recreational Services	10,254,255.29				

SUMMARY MUNICIPAL DATA SHEETS

EXPENDITURES		REVENUES-REALIZED		1988 PROPERTY TAX	
GENERAL GOVERNMENT				STATE EQUALIZED TAX RATE →	
Governing Body & Public Boards	23,117,348.42	1988 Property Taxes Collected	7,649,333,534.31	Local District School Taxes	3,142,950,700.39
Municipal Clerk	17,127,867.39	1988 Payments in Lieu of Taxes	54,336,737.12	Regional & Consolidated School Tax	689,575,700.03
Financial Administration	54,913,911.98	Delinquent Tax & Lien Collections	259,329,928.96	School Taxes in Municipal Budget	30,851,853.35
Assessment of Taxes	39,768,423.36	Business Personalty Replacement Taxes	159,054,522.60	County Taxes *	1,813,809,780.76
Collection of Taxes	33,469,290.18	Taxes from Public Utilities	668,393,640.31	County Library Taxes	29,706,622.17
Planning, Housing & Development	54,297,336.94	Other Miscellaneous Tax Revenues	58,633,990.10	Local Municipal Purpose Taxes	2,048,945,940.31
Human Resources	100,222,476.90	State Aid Revenues	434,437,014.01	Veteron & Senior Citizen Taxes	64,392,376.00
Elections	2,601,693.92	Federal Aid Revenues	13,356,650.05	Total Taxes for Rate Computation	7,820,232,973.01
General Administration (other)	463,348,810.47	State and Local Fiscal Assistance Act Utilized	1,153,208.44	Special District Taxes	76,957,818.33
JUDICIARY		Sale of Acquired Property	15,311,035.28	Bank Corp. Taxes	18,195,775.23
Municipal Courts	53,679,217.22	Other Miscellaneous Revenues	761,430,419.16	Added and Omitted Taxes	129,163,244.13
PUBLIC SAFETY		Total	10,075,320,680.90	Total Taxes Levied - A8STRACT	7,972,243,188.52
Fire Protection	314,935,025.43	Prior Years Surplus Appropriated	446,708,249.30	Total Taxes Billed	7,963,790,778.44
Police Protection	825,633,592.39	REVENUES	TOTAL 10,522,028,930.70	1988 TAXES COLLECTED	7,649,833,534.81
Civil Defense & Disaster Control	3,727,618.24	Reserve For Uncollected Taxes	381,085,711.60	1988 Taxes Cancelled, Abated or Adjusted	61,173,022.98
Environmental Inspection & Control	60,200,395.14	CAPITAL OUTLAY	TOTAL 684,978,852.36	Transfer to Tax Title Liens or Foreclosed	16,365,717.00
Other Public Safety	1,942,046.47	Public Enterprises	179,309,968.96	Balance Outstanding Dec. 31, 1988	276,993,184.51
PUBLIC WORKS		Recreation—Culture	20,211,203.19	PRIOR YEARS TAXES OUTSTANDING	
Streets and Drainage	307,916,573.31	Public Works	259,417,764.05	Balance January 1, 1988	271,027,360.92
Sewers and Sewage Processing	263,012,696.59	Buildings and Grounds	199,950,010.60	Collected in 1988	226,155,141.07
Garbage and Trash Disposal	276,689,682.41	Library and Education	29,640,539.40	Cancelled, Abated or Adjusted 1988	5,127,673.16
Public Buildings and Grounds	88,438,762.62	Conservation	812,034.64	Transfers to Tax Title Liens or Foreclosed	5,968,265.11
Other Public Works	36,316,934.42	All Other		Balance December 31, 1988	33,776,776.58
HEALTH and WELFARE		CAPITAL DEBT AUTHORIZED, DECEMBER 31, 1988		TAX TITLE LIENS OUTSTANDING	
Health Services Except Environmental	74,685,779.97	ISSUED AND UNISSUED	GROSS DEBT	Balance January 1, 1988	92,316,092.97
Welfare-Public Assistance	32,974,737.84	School	1,744,027,536	Transfer From Taxes	22,389,624.67
Hospitals, Clinics, First Aid	808,956.42	Self-Liquidating	1,209,103,418	Redeemed in 1988	33,448,393.91
Animal, Insect, & Rodent Control	4,055,439.59	Other	3,450,421,132	Cancelled, Abated or Adjusted (1988)	1,223,172.36
Other Welfare Services	6,955,403.53	Total	6,403,552,086	Transfers to Foreclosed Property	5,879,468.71
RECREATION and CONSERVATION		ISSUED AND OUTSTANDING		Balance December 31, 1988	74,149,682.66
Beaches and Boardwalks	10,848,744.78	School	1,311,603,987.22	PROPERTY ACQUIRED BY DEED OR FORECLOSURE	
Parks, Playgrounds, Shade Trees	44,239,235.73	Self-Liquidating	824,209,990.65	Balance January 1, 1988	321,724,536.45
Land Reclamation & Conservation	18,388,656.41	Other	2,619,594,038.05	Transfers From Taxes or Liens	3,838,783.40
Other Recreational Services	50,695,478.89	Total	4,755,408,065.92	Sale for Cash (1988)	11,865,403.34
EDUCATION (excluding schools)		EQUALIZED VALUATION BASIS	FOR NET DEBT COMPUTATION 359,912,977,986.00	Cancelled, Abated or Adjusted (1988)	24,776,451.47
Libraries	98,541,638.01	REAL PROPERTY VALUATIONS		Balance December 31, 1988	288,921,465.04
Other Educational Services	26,696,147.66	Code Class # of Parcels % VAL'N	ASSESSED VALUATION	CURRENT FINANCES DECEMBER 31, 1988	
STATUTORY EXPENDITURES		1 Vacant Land		ASSETS	
Pensions & F. I. C. A.	304,387,490.69	2 Residential		Cash Dec. 31, 1988	1,724,519,057.43
Employee Fringe Benefits	143,433,565.14	3 Farm		Taxes Receivable	310,769,961.09
Other Statutory Expenditures	3,050,018.37	4a Commercial (SEE PAGE 48)		Tax Title Liens	74,149,682.66
CETA And Other Public Employment Programs		4b Industrial		Foreclosed Property	288,921,465.04
MUNICIPAL FUNCTIONS	TOTAL 3,841,126,222.33	4c Apartments		Emergencies & Other Deferred Charges	71,215,835.59
CAPITAL IMPROVEMENTS	*MEMO* 48,099,153.68	Total		State and Federal Aid Receivable	45,758,677.12
DEBT SERVICE		Land Area 7487.32 Sq. Miles		Other Receivables	131,771,703.99
Principal Payments	213,640,063.67	Net Valuation Taxable-Municipal	272,229,127,668.00	Total	2,647,106,382.92
Interest Payments	186,285,342.33	Net Valuation Taxable-County	389,914,783,787.00	LIABILITIES, RESERVES, AND SURPLUS	
TYPE I SCHL DEBT *MEMO	64,473,635.57	State Equalized Valuation	438,871,307,164.00	Cash Liabilities	1,086,660,381.02
DEFERRED CHARGES	79,679,804.03	State Equalization Ratio		Reserves for Receivables	806,535,585.53
SCHOOL, COUNTY, SPECIAL DISTRICT TAXES	5,783,852,475.03			Surplus Dec. 31, 1988	753,910,416.37
RESERVE FOR UNCOLLECTED TAXES	381,085,711.60			Total	2,647,106,382.92
EXPENDITURES	TOTAL 10,485,669,618.99				

0199

Population 1980 194,119

Population 1988 212,880

S & P Rating

Moody Rating

General Tax Rate Per \$100.

State Equalized Tax Rate

SUMMARY ATLANTIC COUNTY MUNICIPALITIES

PER CAPITA:

Gross Debt 1,155.61

Net Debt 642.47

Debt Service 82.48

Total Tax Levy 1,423.51

Municipal Expenditures 954.73

PER CENT:

Gross Debt 1.82

Net Debt 1.01

Tax Levy Collected 93.26

Tax Levy Cancelled, Abated

or Adjusted .54

EXPENDITURES		REVENUES-REALIZED		1988 PROPERTY TAX	
GENERAL GOVERNMENT				STATE EQUALIZED TAX RATE	
Governing Body & Public Boards	1,412,608.40	1988 Property Taxes Collected	280,500,155.62	Local District School Taxes	83,282,676.27
Municipal Clerk	774,939.78	1988 Payments in Lieu of Taxes	1,423,255.02	Regional & Consolidated School Tax	18,596,761.40
Financial Administration	2,470,773.28	Delinquent Tax & Lien Collections	15,301,032.54	School Taxes in Municipal Budget	2,305,720.50
Assessment of Taxes	1,653,228.44	Business Personality Replacement Taxes	3,053,060.32	County Taxes	* 67,419,910.24
Collection of Taxes	1,619,575.49	Taxes from Public Utilities	21,242,934.23	County Library Taxes	2,144,590.00
Planning, Housing & Development	1,742,015.34	Other Miscellaneous Tax Revenues	43,179.95	Local Municipal Purpose Taxes	121,884,985.09
Human Resources	2,408,018.30	State Aid Revenues	6,885,981.34	Veteran & Senior Citizen Taxes	2,158,250.00
Elections	97,181.73	Federal Aid Revenues	142,853.00	Total Taxes for Rate Computation	297,792,893.50
General Administration (other)	23,716,258.95	State and Local Fiscal Assistance Act Utilized	45,009.53	Special District Taxes	925,415.00
JUDICIARY		Sole of Acquired Property	1,367,234.00	Bank Corp. Taxes	240,389.34
Municipal Courts	2,547,237.00	Other Miscellaneous Revenues	27,832,978.96	Added and Omitted Taxes	6,237,403.25
PUBLIC SAFETY		Total	357,837,725.01	Total Taxes Levied - ABSTRACT	303,037,851.09
Fire Protection	19,061,917.77	Prior Years Surplus Appropriated	12,645,652.22	Total Taxes Billed	300,777,098.58
Police Protection	40,502,034.44	REVENUES TOTAL	370,533,377.23	1988 TAXES COLLECTED	280,500,155.62
Civil Defense & Disaster Control	308,839.97	Reserve For Uncollected Taxes	20,773,785.01	1988 Taxes Cancelled, Abated or Adjusted	1,615,231.75
Environmental Inspection & Control	4,450,315.65	CAPITAL OUTLAY TOTAL	30,955,063.43	Transfer to Tax Title Liens or Foreclosed	475,155.47
Other Public Safety	142,110.21			Balance Outstanding Dec. 31, 1988	18,187,365.74
PUBLIC WORKS				PRIOR YEARS TAXES OUTSTANDING	
Streets and Drainage	9,267,207.44	Public Enterprises	3,380,183.98	Balance January 1, 1988	22,342,379.51
Sewers and Sewage Processing	3,007,174.02	Recreation—Culture	488,939.33	Collected in 1988	14,296,235.11
Garbage and Trash Disposal	9,302,496.39	Public Works	8,918,360.97	Cancelled, Abated or Adjusted 1988	61,336.35
Public Buildings and Grounds	6,117,406.16	Buildings and Grounds	19,240,963.14	Transfers to Tax Title Liens or Foreclosed	451,362.04
Other Public Works	975,673.23	Library and Education	20,546.93	Balance December 31, 1988	7,533,396.01
HEALTH and WELFARE		Conservation	6,068.53	TAX TITLE LIENS OUTSTANDING	
Health Services Except Environmental	3,523,411.41	All Other		Balance January 1, 1988	3,942,031.25
Welfare Public Assistance	1,537,434.34	CAPITAL DEBT AUTHORIZED, DECEMBER 31, 1988		Transfer From Taxes	1,002,490.05
Hospitals, Clinics, First Aid	8,018.00	ISSUED AND UNISSUED		Redeemed in 1988	835,940.05
Animal, Insect, & Rodent Control	213,662.23	School	78,864,533	Cancelled, Abated or Adjusted (1988)	1,003.64
Other Welfare Services	400.00	Self-Liquidating	33,132,038	Transfers to Foreclosed Property	5,336.00
RECREATION and CONSERVATION		Other	134,010,340	Balance December 31, 1988	4,052,241.41
Beaches and Boardwalks	3,140,253.50	Total	246,006,962	PROPERTY ACQUIRED BY DEED OR FORECLOSURE	
Parks, Playgrounds, Shade Trees	1,499,462.44			Balance January 1, 1988	16,936,533.10
Land Reclamation & Conservation	154,895.92	ISSUED AND OUTSTANDING		Transfers From Taxes or Liens	5,336.00
Other Recreational Services	760,715.68	School	61,115,464.76	Sale for Cash (1988)	2,948,695.00
EDUCATION (excluding schools)		Self-Liquidating	20,834,801.00	Cancelled, Abated or Adjusted (1988)	
Libraries	2,381,242.26	Other	129,440,425.18	Balance December 31, 1988	13,993,180.10
Other Educational Services	136,069.00	Total	211,390,690.94	CURRENT FINANCES DECEMBER 31, 1988	
STATUTORY EXPENDITURES		EQUALIZED VALUATION BASIS		ASSETS	
Pensions & F. I. C. A.	14,421,056.18	FOR NET DEBT COMPUTATION	13,543,372,827.67	Cash Dec. 31, 1988	64,555,198.10
Employee Fringe Benefits	3,354,759.54	REAL PROPERTY VALUATIONS		Taxes Receivable	25,720,761.75
Other Statutory Expenditures	238,635.00	Code Class # of Parcels % VAL'N		Tax Title Liens	4,052,241.41
CETA And Other Public Employment Programs		1 Vacant Land		Foreclosed Property	13,993,180.10
MUNICIPAL FUNCTIONS TOTAL	162,946,977.49	2 Residential		Emergencies & Other Deferred Charges	2,097,479.99
CAPITAL IMPROVEMENTS *MEMO*	1,355,601.96	3 Farm		State and Federal Aid Receivable	381,599.44
DEBT SERVICE		4a Commercial (SEE PAGE 7)		Other Receivables	3,151,280.99
Principal Payments	8,748,377.03	4b Industrial		Total	113,951,741.78
Interest Payments	8,809,231.14	4c Apartments		LIABILITIES, RESERVES, AND SURPLUS	
TYPE I SCHL DEBT *MEMO	2,980,924.69	Total		Cash Liabilities	38,732,261.91
DEFERRED CHARGES	1,963,792.89	Land Area 566.97 Sq. Miles		Reserves for Receivables	46,204,644.29
SCHOOL, COUNTY, SPECIAL DISTRICT TAXES	174,675,073.41	Net Valuation Taxable-Municipal	13,125,406,025.00	Surplus Dec. 31, 1988	29,014,835.58
RESERVE FOR UNCOLLECTED TAXES	20,773,785.01	Net Valuation Taxable-County	14,583,556,333.00		
EXPENDITURES TOTAL	377,917,236.97	State Equalized Valuation	15,155,447,066.00	Total	113,951,741.78
		State Equalization Ratio			

1987/3000

* ABOVE DEBT SERVICE INCLUDES TYPE I SCHOOL DEBT

*Includes County Health Service Taxes or County Vocational School Taxes. See Table 13.

0299

Population 1980 845,385

Population 1988 827,076

S & P Rating

Moody Rating

General Tax Rate Per \$100.

State Equalized Tax Rate

SUMMARY BERGEN COUNTY MUNICIPALITIES

PER CAPITA:

Gross Debt 525.04

Net Debt 394.65

Debt Service 55.02

Total Tax Levy 1,269.58

Municipal Expenditures 643.98

PER CENT:

Gross Debt .71

Net Debt .53

Tax Levy Collected 97.63

Tax Levy Cancelled, Abated

or Adjusted .47

EXPENDITURES		REVENUES-REALIZED		1988 PROPERTY TAX	
GENERAL GOVERNMENT				STATE EQUALIZED TAX RATE	
Governing Body & Public Boards	525,539.01	1988 Property Taxes Collected	1,024,667,274.10	Local District School Taxes	495,852,972.91
Municipal Clerk	1,253,596.67	1988 Payments in Lieu of Taxes	2,239,364.34	Regional & Consolidated School Tax	70,907,276.33
Financial Administration	5,279,508.50	Delinquent Tax & Lien Collections	15,196,708.47	School Taxes in Municipal Budget	2,310,220.00
Assessment of Taxes	3,304,470.41	Business Personalty Replacement Taxes	15,266,676.56	County Taxes	157,582,449.50
Collection of Taxes	4,054,323.81	Taxes from Public Utilities	69,892,749.00	County Library Taxes	
Planning, Housing & Development	2,662,274.72	Other Miscellaneous Tax Revenues	321,150.13	Local Municipal Purpose Taxes	312,254,754.99
Human Resources	4,312,035.46	State Aid Revenues	15,420,481.95	Veteran & Senior Citizen Taxes	7,731,300.00
Elections	248,814.33	Federal Aid Revenues		Total Taxes for Rate Computation	1,046,639,474.23
General Administration (other)	50,523,241.69	State and Local Fiscal Assistance Act Utilized	356,156.81	Special District Taxes	866,488.00
JUDICIARY		Sale of Acquired Property	393,329.81	Bank Corp Taxes	3,291,392.15
Municipal Courts	5,226,642.82	Other Miscellaneous Revenues	76,053,452.73	Added and Omitted Taxes	6,972,666.93
PUBLIC SAFETY		Total	1,219,807,343.90	Total Taxes Levied - ABSTRACT	1,050,038,221.31
Fire Protection	23,763,306.11	Prior Years Surplus Appropriated	46,448,251.68	Total Taxes Billed	1,049,558,372.73
Police Protection	102,471,654.38	REVENUES	1,266,255,595.58	1988 TAXES COLLECTED	1,024,667,274.10
Civil Defense & Disaster Control	423,247.60	Reserve For Uncollected Taxes	36,567,019.46	1988 Taxes Cancelled, Abated or Adjusted	4,754,755.09
Environmental Inspection & Control	7,861,674.80	CAPITAL OUTLAY	69,479,664.52	Transfer to Tax Title Liens or Foreclosed	308,500.19
Other Public Safety	75,690.00	Public Enterprises	4,763,942.91	Balance Outstanding Dec 31, 1988	19,496,607.30
PUBLIC WORKS		Recreation—Culture	2,316,561.17	PRIOR YEARS TAXES OUTSTANDING	
Streets and Drainage	33,522,759.91	Public Works	26,604,143.68	Balance January 1, 1988	17,044,331.15
Sewers and Sewage Processing	43,233,454.80	Buildings and Grounds	34,016,416.34	Collected in 1988	15,026,274.75
Garbage and Trash Disposal	52,844,637.33	Library and Education	2,742,191.82	Cancelled, Abated or Adjusted 1988	188,211.81
Public Buildings and Grounds	7,248,792.17	Conservation	31,409.50	Transfers to Tax Title Liens or Foreclosed	30,709.81
Other Public Works	4,817,820.02	All Other		Balance December 31, 1988	1,799,684.73
HEALTH and WELFARE		CAPITAL DEBT AUTHORIZED, DECEMBER 31, 1988		TAX TITLE LIENS OUTSTANDING	
Health Services Except Environmental	6,001,667.59	ISSUED AND UNISSUED		Balance January 1, 1988	2,167,390.55
Welfare-Public Assistance	1,394,923.47	School	69,727,657	Transfer From Taxes	34,035.02
Hospitals, Clinics, First Aid	136,312.60	Self-liquidating	39,154,462	Redeemed in 1988	174,540.33
Animal, Insect, & Rodent Control	255,632.08	Other	325,366,889	Cancelled, Abated or Adjusted (1988)	22,370.31
Other Welfare Services	1,385.00	Total	434,249,009	Transfers to Foreclosed Property	
RECREATION and CONSERVATION		ISSUED AND OUTSTANDING		Balance December 31, 1988	2,313,014.43
Beaches and Boardwalks		School	60,112,185.04	PROPERTY ACQUIRED BY DEED OR FORECLOSURE	
Parks, Playgrounds, Shade Trees	6,666,904.23	Self-Liquidating	24,221,100.00	Balance January 1, 1988	16,263,372.71
Land Reclamation & Conservation	2,376,043.15	Other	265,228,553.00	Transfers From Taxes or Liens	
Other Recreational Services	5,947,200.91	Total	349,561,833.04	Sale for Cash (1988)	167,710.00
EDUCATION (excluding schools)		EQUALIZED VALUATION BASIS		Cancelled, Abated or Adjusted (1988)	2,392,596.65
Libraries	17,590,912.01	FOR NET DEBT COMPUTATION	61,356,628,515.33	Balance December 31, 1988	13,203,066.06
Other Educational Services	931,823.82	REAL PROPERTY VALUATIONS		CURRENT FINANCES DECEMBER 31, 1988	
STATUTORY EXPENDITURES		Code Class # of Parcels % VAL'N	ASSESSED VALUATION	ASSETS	
Pensions & F. I. C. A.	31,695,564.94	1 Vacant Land		Cash Dec. 31, 1988	179,933,739.96
Employee Fringe Benefits	15,915,630.84	2 Residential		Taxes Receivable	21,290,292.58
Other Statutory Expenditures	239,538.00	3 Farm		Tax Title Liens	2,313,014.43
CETA And Other Public Employment Programs		4a Commercial (SEE PAGE 9)		Foreclosed Property	13,203,066.06
MUNICIPAL FUNCTIONS	442,807,253.18	4b Industrial		Emergencies & Other Deferred Charges	10,266,213.47
CAPITAL IMPROVEMENTS *MEMO*	6,379,246.79	4c Apartments		State and Federal Aid Receivable	610,440.33
DEBT SERVICE		Total		Other Receivables	10,396,877.93
Principal Payments	28,509,357.41	Land Area 234.57 Sq. Miles		Total	238,019,645.26
Interest Payments	16,999,548.78	Net Valuation Taxable-Municipal	58,506,996,862.00	LIABILITIES, RESERVES, AND SURPLUS	
TYPE I SCHL DEBT *MEMO	2,304,663.29	Net Valuation Taxable-County	63,953,969,580.00	Cash Liabilities	108,474,613.13
DEFERRED CHARGES	7,739,335.20	State Equalized Valuation	74,067,931,059.00	Reserves for Receivables	47,204,273.20
SCHOOL, COUNTY, SPECIAL DISTRICT TAXES	727,519,437.24	State Equalization Ratio		Surplus Dec. 31, 1988	82,340,753.93
RESERVE FOR UNCOLLECTED TAXES	36,567,019.46			Total	238,019,645.26
EXPENDITURES	1,260,141,971.27				

0399

Population 1980 362,542
 Population 1988 396,994
 S & P Rating
 Moody Rating

General Tax Rate Per \$100.

State Equalized Tax Rate

SUMMARY BURLINGTON COUNTY MUNICIPALITIES

PER CAPITA:		PER CENT:	
Gross Debt	700.26	Gross Debt	2.39
Net Debt	268.44	Net Debt	.91
Debt Service	25.09	Tax Levy Collected	95.71
Total Tax Levy	720.84	Tax Levy Cancelled, Abated or Adjusted	.46
Municipal Expenditures	341.68		

EXPENDITURES		REVENUES-REALIZED		1988 PROPERTY TAX	
GENERAL GOVERNMENT				STATE EQUALIZED TAX RATE	
Governing Body & Public Boards	571,912.04	1988 Property Taxes Collected	273,492,520.56	Local District School Taxes	120,209,944.18
Municipal Clerk	662,537.00	1988 Payments in Lieu of Taxes	48,490.70	Regional & Consolidated School Tax	30,661,013.77
Financial Administration	2,542,010.27	Delinquent Tax & Lien Collections	10,444,991.33	School Taxes in Municipal Budget	97,000.00
Assessment of Taxes	2,165,932.01	Business Personality Replacement Taxes	3,926,777.96	County Taxes	71,910,000.00
Collection of Taxes	1,424,830.62	Taxes from Public Utilities	32,085,031.50	County Library Taxes	3,044,000.00
Planning, Housing & Development	1,610,836.42	Other Miscellaneous Tax Revenues	16,800.00	Local Municipal Purpose Taxes	45,053,816.78
Human Resources	2,182,872.75	State Aid Revenues	6,670,700.98	Veteran & Senior Citizen Taxes	3,031,919.00
Elections	16,606.61	Federal Aid Revenues		Total Taxes for Rate Computation	274,007,693.73
General Administration (other)	15,278,600.79	State and Local Fiscal Assistance Act Utilized	22,934.17	Special District Taxes	5,472,896.25
JUDICIARY		Sale of Acquired Property	2,600.00	Bank Corp. Taxes	391,041.52
Municipal Courts	2,052,366.60	Other Miscellaneous Revenues	23,653,793.63	Added and Omitted Taxes	9,331,169.49
PUBLIC SAFETY		Total	350,364,640.83	Total Taxes Levied - ABSTRACT	286,170,881.99
Fire Protection	2,159,825.06	Prior Years Surplus Appropriated	25,195,793.00	Total Taxes Billed	285,739,137.97
Police Protection	27,242,344.95	REVENUES TOTAL	375,560,433.83	1988 TAXES COLLECTED	273,492,520.56
Civil Defense & Disaster Control	74,052.00	Reserve For Uncollected Taxes	15,090,643.22	1988 Taxes Cancelled, Abated or Adjusted	1,305,669.04
Environmental Inspection & Control	2,710,821.76	CAPITAL OUTLAY TOTAL	28,005,842.94	Transfer to Tax Title Liens or Foreclosed	755,332.00
Other Public Safety				Balance Outstanding Dec. 31, 1988	10,134,907.33
PUBLIC WORKS				PRIOR YEARS TAXES OUTSTANDING	
Streets and Drainage	13,084,579.59	Public Enterprises	6,310,988.00	Balance January 1, 1988	11,066,810.17
Sewers and Sewage Processing	1,385,629.48	Recreation—Culture	788,061.38	Collected in 1988	10,037,668.55
Garbage and Trash Disposal	11,612,046.66	Public Works	10,621,111.53	Cancelled, Abated or Adjusted 1988	255,250.50
Public Buildings and Grounds	2,930,638.92	Buildings and Grounds	9,989,087.71	Transfers to Tax Title Liens or Foreclosed	117,321.52
Other Public Works	1,398,272.84	Library and Education	293,594.32	Balance December 31, 1988	656,569.60
HEALTH and WELFARE		Conservation		TAX TITLE LIENS OUTSTANDING	
Health Services Except Environmental	223,323.00	All Other		Balance January 1, 1988	4,072,193.06
Welfare-Public Assistance	588,623.30	CAPITAL DEBT AUTHORIZED, DECEMBER 31, 1988		Transfer From Taxes	896,655.17
Hospitals, Clinics, First Aid	200.00	ISSUED AND UNISSUED		Redeemed in 1988	570,766.22
Animal, Insect, & Rodent Control	160,867.92	School	110,836,209	Cancelled, Abated or Adjusted (1988)	4,606.52
Other Welfare Services	23,935.00	Self-liquidating	62,062,163	Transfers to Foreclosed Property	10,274.42
RECREATION and CONSERVATION		Other	105,099,097	Balance December 31, 1988	4,383,201.07
Beaches and Boardwalks	13,675.00	Total	277,997,470	PROPERTY ACQUIRED BY DEED OR FORECLOSURE	
Parks, Playgrounds, Shade Trees	1,573,467.16	ISSUED AND OUTSTANDING		Balance January 1, 1988	5,957,445.47
Land Reclamation & Conservation	315,232.71	School	62,757,673.16	Transfers From Taxes or Liens	12,092.73
Other Recreational Services	1,500,715.00	Self-liquidating	36,628,618.00	Sale for Cash (1988)	48,600.00
EDUCATION (excluding schools)		Other	74,128,269.77	Cancelled, Abated or Adjusted (1988)	4,100.00
Libraries	1,785,103.00	Total	173,514,560.93	Balance December 31, 1988	5,916,838.20
Other Educational Services	27,900.00	EQUALIZED VALUATION BASIS		CURRENT FINANCES DECEMBER 31, 1988	
STATUTORY EXPENDITURES		FOR NET DEBT COMPUTATION	11,650,155,173.67	ASSETS	
Pensions & F. I. C. A.	7,529,911.77	REAL PROPERTY VALUATIONS		Cash Dec. 31, 1988	92,931,429.45
Employee Fringe Benefits	3,956,425.64	Code Class # of Parcels % VAL'N		Taxes Receivable	10,791,476.93
Other Statutory Expenditures	147,670.06	1 Vacant Land		Tax Title Liens	4,383,201.07
CETA And Other Public Employment Programs		2 Residential		Foreclosed Property	5,916,838.20
MUNICIPAL FUNCTIONS TOTAL	108,953,915.93	3 Farm		Emergencies & Other Deferred Charges	2,765,042.49
CAPITAL IMPROVEMENTS *MEMO*	1,382,000.00	4a Commercial (SEE PAGE 11)		State and Federal Aid Receivable	384,434.50
DEBT SERVICE		4b Industrial		Other Receivables	3,121,511.52
Principal Payments	5,479,847.07	4c Apartments		Total	120,293,934.16
Interest Payments	4,480,409.00	Total		LIABILITIES, RESERVES, AND SURPLUS	
TYPE I SCHL DEBT *MEMO	176,928.50	Land Area 817.64 Sq. Miles		Cash Liabilities	58,389,164.98
DEFERRED CHARGES	1,634,770.13	Net Valuation Taxable-Municipal	10,460,128,940.00	Reserves for Receivables	24,192,475.72
SCHOOL, COUNTY, SPECIAL DISTRICT TAXES	231,394,354.20	Net Valuation Taxable-County	12,253,778,468.00	Surplus Dec. 31, 1988	37,712,293.46
RESERVE FOR UNCOLLECTED TAXES	15,090,643.22	State Equalized Valuation	14,147,953,079.00	Total	120,293,934.16
EXPENDITURES TOTAL	367,039,459.60	State Equalization Ratio			

1987/1988

* ABOVE DEBT SERVICE INCLUDES TYPE I SCHOOL DEBT

Population 1980 471,673
 Population 1988 500,553
 S & P Rating
 Moody Rating

General Tax Rate Per \$100.

State Equalized Tax Rate

SUMMARY CAMDEN COUNTY MUNICIPALITIES

PER CAPITA:

Gross Debt 656.29
 Net Debt 319.33
 Debt Service 34.03
 Total Tax Levy 327.61
 Municipal Expenditures 443.29

PER CENT:

Gross Debt 2.49
 Net Debt 1.28
 Tax Levy Collected 95.33
 Tax Levy Cancelled, Abated or Adjusted .28

EXPENDITURES		REVENUES-REALIZED		1988 PROPERTY TAX	
GENERAL GOVERNMENT				STATE EQUALIZED TAX RATE →	
Governing Body & Public Boards	925,622.70	1988 Property Taxes Collected		Local District School Taxes	150,874,612.74
Municipal Clerk	569,574.50	1988 Payments in Lieu of Taxes		Regional & Consolidated School Tax	24,611,409.31
Financial Administration	2,333,594.03	Delinquent Tax & Lien Collections		School Taxes in Municipal Budget	
Assessment of Taxes	1,617,822.02	Business Personalty Replacement Taxes		County Taxes	134,947,494.00
Collection of Taxes	2,062,260.34	Taxes from Public Utilities		County Library Taxes	1,502,644.00
Planning, Housing & Development	4,742,830.57	Other Miscellaneous Tax Revenues		Local Municipal Purpose Taxes	32,536,931.29
Human Resources	7,637,443.62	State Aid Revenues		Veteran & Senior Citizen Taxes	4,976,100.00
Elections	169,473.53	Federal Aid Revenues		Total Taxes for Rate Computation	399,449,191.83
General Administration (other)	20,729,432.88	State and Local Fiscal Assistance Act Utilized		Special District Taxes	9,802,892.21
JUDICIARY		Sale of Acquired Property		Bank Corp. Taxes	830,472.80
Municipal Courts	2,903,491.43	Other Miscellaneous Revenues		Added and Omitted Taxes	9,149,243.60
PUBLIC SAFETY		Total		Total Taxes Levied - ABSTRACT	414,261,700.44
Fire Protection	15,237,650.67	Prior Years Surplus Appropriated		Total Taxes Billed	413,653,579.37
Police Protection	40,949,977.35	REVENUES		1988 TAXES COLLECTED	394,321,323.65
Civil Defense & Disaster Control	138,779.47	Reserve For Uncollected Taxes		1988 Taxes Cancelled, Abated or Adjusted	1,163,141.76
Environmental Inspection & Control	3,034,935.08	CAPITAL OUTLAY		Transfer to Tax Title Liens or Foreclosed	3,424,186.64
Other Public Safety	31,453.00	TOTAL		Balance Outstanding Dec. 31, 1988	14,745,922.32
PUBLIC WORKS				PRIOR YEARS TAXES OUTSTANDING	
Streets and Drainage	15,877,352.56	Public Enterprises		Balance January 1, 1988	15,671,652.31
Sewers and Sewage Processing	2,001,552.73	Recreation—Culture		Collected in 1988	13,903,068.32
Garbage and Trash Disposal	24,119,179.66	Public Works		Cancelled, Abated or Adjusted 1988	227,634.86
Public Buildings and Grounds	2,977,538.85	Buildings and Grounds		Transfers to Tax Title Liens or Foreclosed	775,226.22
Other Public Works	606,983.53	Library and Education		Balance December 31, 1988	760,672.41
HEALTH and WELFARE		Conservation		TAX TITLE LIENS OUTSTANDING	
Health Services Except Environmental	1,379,035.33	All Other		Balance January 1, 1988	11,076,165.21
Welfare-Public Assistance	2,003,953.70	CAPITAL DEBT AUTHORIZED, DECEMBER 31, 1988		Transfer From Taxes	4,273,300.23
Hospitals, Clinics, First Aid	250.00	ISSUED AND UNISSUED		Redeemed in 1988	2,856,602.56
Animal, Insect, & Rodent Control	69,361.00	GROSS DEBT		Cancelled, Abated or Adjusted (1988)	21,913.36
Other Welfare Services	700.00	NET DEBT		Transfers to Foreclosed Property	95,521.34
RECREATION and CONSERVATION				Balance December 31, 1988	12,375,427.68
Beaches and Boardwalks	103,173.00	SCHOOL		PROPERTY ACQUIRED BY DEED OR	
Parks, Playgrounds, Shade Trees	1,013,138.61	Self-Liquidating		FORECLOSURE	
Land Reclamation & Conservation	363,396.75	Other		Balance January 1, 1988	30,255,047.63
Other Recreational Services	1,432,867.25	Total		Transfers From Taxes or Liens	96,359.39
EDUCATION (excluding schools)				Sale for Cash (1988)	1,501,094.57
Libraries	2,932,893.63	ISSUED AND OUTSTANDING		Cancelled, Abated or Adjusted (1988)	773,106.71
Other Educational Services	639,436.53			Balance December 31, 1988	23,077,205.79
STATUTORY EXPENDITURES		EQUALIZED VALUATION BASIS		CURRENT FINANCES DECEMBER 31, 1988	
Pensions & F. I. C. A.	12,832,333.25	FOR NET DEBT COMPUTATION		ASSETS	
Employee Fringe Benefits	8,705,093.66	REAL PROPERTY VALUATIONS		Cash Dec. 31, 1988	69,076,371.15
Other Statutory Expenditures	215,634.34	Code Class # of Parcels % VAL'N		Taxes Receivable	15,506,594.73
CETA And Other Public Employment Programs		1 Vacant Land		Tax Title Liens	12,375,427.68
MUNICIPAL FUNCTIONS		2 Residential		Foreclosed Property	23,077,205.79
CAPITAL IMPROVEMENTS		3 Farm		Emergencies & Other Deferred Charges	2,261,934.47
DEBT SERVICE		4a Commercial (SEE PAGE 13)		State and Federal Aid Receivable	1,517,536.60
Principal Payments	9,152,116.43	4b Industrial		Other Receivables	6,096,024.83
Interest Payments	7,907,826.65	4c Apartments		Total	134,911,145.25
DEFERRED CHARGES		Total		LIABILITIES, RESERVES, AND SURPLUS	
SCHOOL, COUNTY, SPECIAL DISTRICT TAXES	1,619,592.01	Land Area 222.01 Sq. Miles		Cash Liabilities	42,559,542.83
RESERVE FOR UNCOLLECTED TAXES	22,793,182.01	Net Valuation Taxable-Municipal		Reserves for Receivables	61,780,089.94
EXPENDITURES		Net Valuation Taxable-County		Surplus Dec. 31, 1988	30,571,512.48
TOTAL	543,636,616.18	State Equalized Valuation		Total	134,911,145.25
		State Equalization Ratio			

0599

Population 1980 32,266

Population 1988 95,889

S & P Rating

Moody Rating

General Tax Rate Per \$100.

State Equalized Tax Rate

SUMMARY CAPE MAY COUNTY MUNICIPALITIES

PER CAPITA:

Gross Debt 1,888.43

Net Debt 1,052.64

Debt Service 116.50

Total Tax Levy 1,457.77

Municipal Expenditures 1,072.80

PER CENT:

Gross Debt 2.19

Net Debt 1.22

Tax Levy Collected 93.72

Tax Levy Cancelled, Abated
or Adjusted .16

EXPENDITURES		REVENUES-REALIZED		1988 PROPERTY TAX	
GENERAL GOVERNMENT				STATE EQUALIZED TAX RATE →	
Governing Body & Public Boards	453,376.77	1988 Property Taxes Collected	130,764,141.35	Local District School Taxes	40,039,079.44
Municipal Clerk	590,446.81	1988 Payments in Lieu of Taxes	128,195.35	Regional & Consolidated School Tax	6,980,182.00
Financial Administration	1,241,590.41	Delinquent Tax & Lien Collections	7,190,982.05	School Taxes in Municipal Budget	205,418.75
Assessment of Taxes	1,124,937.16	Business Personalty Replacement Taxes	1,196,083.92	County Taxes	36,855,000.00
Collection of Taxes	1,010,714.99	Taxes from Public Utilities	14,651,531.00	County Library Taxes	1,574,778.17
Planning, Housing & Development	1,012,025.64	Other Miscellaneous Tax Revenues	97,132.00	Local Municipal Purpose Taxes	49,890,685.83
Human Resources	1,034,563.50	State Aid Revenues	2,240,522.89	Veteran & Senior Citizen Taxes	1,340,000.00
Elections	29,422.25	Federal Aid Revenues	579,494.00	Total Taxes for Rate Computation	136,885,144.19
General Administration (other)	13,763,575.72	State and Local Fiscal Assistance Act Utilized	14,895.06	Special District Taxes	1,406,732.38
JUDICIARY		Sale of Acquired Property	129,565.00	Bank Corp. Taxes	247,970.98
Municipal Courts	1,335,557.96	Other Miscellaneous Revenues	23,145,927.79	Added and Omitted Taxes	2,583,785.14
PUBLIC SAFETY		Total	180,138,470.41	Total Taxes Levied - ABSTRACT	139,783,632.69
Fire Protection	3,842,636.15	Prior Years Surplus Appropriated	9,859,190.50	Total Taxes Billed	139,527,004.89
Police Protection	15,389,056.29	REVENUES TOTAL	189,997,660.91	1988 TAXES COLLECTED	130,764,141.35
Civil Defense & Disaster Control	136,300.82	Reserve For Uncollected Taxes	8,869,578.91	1988 Taxes Cancelled, Abated or Adjusted	223,383.24
Environmental Inspection & Control	2,013,437.99	CAPITAL OUTLAY TOTAL	30,349,037.77	Transfer to Tax Title Liens or Foreclosed	302,023.63
Other Public Safety				Balance Outstanding Dec. 31, 1988	8,278,982.34
PUBLIC WORKS				PRIOR YEARS TAXES OUTSTANDING	
Streets and Drainage	3,081,644.69	Public Enterprises	6,003,801.00	Balance January 1, 1988	7,326,336.20
Sewers and Sewage Processing	4,359,214.84	Recreation—Culture	1,449,861.13	Collected in 1988	6,898,305.96
Garbage and Trash Disposal	5,103,041.03	Public Works	10,776,912.96	Cancelled, Abated or Adjusted 1988	87,582.71
Public Buildings and Grounds	1,975,753.89	Buildings and Grounds	12,115,512.68	Transfers to Tax Title Liens or Foreclosed	152,989.36
Other Public Works	1,233,329.37	Library and Education		Balance December 31, 1988	187,458.17
HEALTH and WELFARE		Conservation		TAX TITLE LIENS OUTSTANDING	
Health Services Except Environmental	143,154.59	All Other		Balance January 1, 1988	764,038.27
Welfare-Public Assistance	202,571.97	CAPITAL DEBT AUTHORIZED, DECEMBER 31, 1988		Transfer From Taxes	480,373.87
Hospitals, Clinics, First Aid	5,600.00	ISSUED AND UNISSUED		Redeemed in 1988	282,476.09
Animal, Insect, & Rodent Control	204,049.13	SCHOOL	39,518,580	Cancelled, Abated or Adjusted (1988)	6,386.10
Other Welfare Services		Self-liquidating	35,554,578	Transfers to Foreclosed Property	37,651.94
RECREATION and CONSERVATION		Other	106,006,753	Balance December 31, 1988	917,898.01
Beaches and Boardwalks	2,475,253.27	Total	181,079,912	PROPERTY ACQUIRED BY DEED OR FORECLOSURE	
Parks, Playgrounds, Shade Trees	585,646.33	ISSUED AND OUTSTANDING		Balance January 1, 1988	5,925,444.92
Land Reclamation & Conservation	564,876.20	SCHOOL	23,072,980.00	Transfers From Taxes or Liens	37,651.94
Other Recreational Services	1,835,520.33	Self-Liquidating	24,829,538.98	Sale for Cash (1988)	209,149.60
EDUCATION (excluding schools)		Other	94,008,436.74	Cancelled, Abated or Adjusted (1988)	522,091.00
Libraries	463,005.29	Total	141,910,955.72	Balance December 31, 1988	5,231,856.26
Other Educational Services	2,512,830.00	EQUALIZED VALUATION BASIS		CURRENT FINANCES DECEMBER 31, 1988	
STATUTORY EXPENDITURES		FOR NET DEBT COMPUTATION	8,284,975,861.67	ASSETS	
Pensions & F. I. C. A.	5,940,676.91	REAL PROPERTY VALUATIONS		Cash Dec. 31, 1988	37,208,149.39
Employee Fringe Benefits	2,979,579.70	Code Class # of Parcels % VAL'N	ASSESSED VALUATION	Taxes Receivable	8,466,440.51
Other Statutory Expenditures	217,469.07	1 Vacant Land		Tax Title Liens	917,898.01
CETA And Other Public Employment Programs		2 Residential		Foreclosed Property	5,231,856.26
MUNICIPAL FUNCTIONS TOTAL	81,925,914.62	3 Farm		Emergencies & Other Deferred Charges	1,681,481.82
CAPITAL IMPROVEMENTS *MEMO*	836,971.00	4a Commercial (SEE PAGE 15)		State and Federal Aid Receivable	98,444.32
DEBT SERVICE		4b Industrial		Other Receivables	2,032,424.90
Principal Payments	5,724,626.99	4c Apartments		Total	55,636,695.21
Interest Payments	5,446,797.67	Total		LIABILITIES, RESERVES, AND SURPLUS	
TYPE I SCHL DEBT *MEMO	205,418.75	Land Area 263.37 Sq. Miles		Cash Liabilities	20,080,771.96
DEFERRED CHARGES	903,018.35	Net Valuation Taxable-Municipal	8,102,149,064.00	Reserves for Receivables	16,528,580.82
SCHOOL, COUNTY, SPECIAL DISTRICT TAXES	87,061,190.74	Net Valuation Taxable-County	8,476,195,027.00	Surplus Dec. 31, 1988	19,027,342.43
RESERVE FOR UNCOLLECTED TAXES	8,869,578.91	State Equalized Valuation	9,475,972,273.00	Total	55,636,695.21
EXPENDITURES TOTAL	189,931,127.28	State Equalization Ratio			

1987/1988

* ABOVE DEBT SERVICE INCLUDES TYPE I SCHOOL DEBT

Population 1980 132,866
 Population 1988 138,425
 S & P Rating
 Moody Rating

General Tax Rate Per \$100.

State Equalized Tax Rate

SUMMARY CUMBERLAND COUNTY MUNICIPALITIES

PER CAPITA:

Gross Debt 500.55
 Net Debt 147.84
 Debt Service 31.94
 Total Tax Levy 564.67
 Municipal Expenditures 387.70

PER CENT

Gross Debt 2.69
 Net Debt .79
 Tax Levy Collected 91.24
 Tax Levy Cancelled, Abated or Adjusted 1.06

EXPENDITURES		REVENUES REALIZED		1988 PROPERTY TAX	
GENERAL GOVERNMENT				STATE EQUALIZED TAX RATE →	
Governing Body & Public Boards	135,326.52	1988 Property Taxes Collected	71,316,902.03	Local District School Taxes	27,033,717.69
Municipal Clerk	161,895.22	1988 Payments in Lieu of Taxes	208,323.28	Regional & Consolidated School Tax	2,310,325.59
Financial Administration	1,099,433.25	Delinquent Tax & Lien Collections	5,037,523.93	School Taxes in Municipal Budget	454,558.03
Assessment of Taxes	947,690.70	Business Personalty Replacement Taxes	2,325,375.69	County Taxes	* 30,028,850.70
Collection of Taxes	606,120.00	Taxes from Public Utilities	7,693,883.00	County Library Taxes	
Planning, Housing & Development	691,448.85	Other Miscellaneous Tax Revenues	11,491.51	Local Municipal Purpose Taxes	15,703,367.45
Human Resources	2,880,937.14	State Aid Revenues	13,398,910.19	Veteran & Senior Citizen Taxes	1,589,000.00
Elections	113,041.09	Federal Aid Revenues		Total Taxes for Rate Computation	77,125,319.46
General Administration (other)	6,476,417.04	State and Local Fiscal Assistance Act Utilized	23,566.72	Special District Taxes	1,834,622.53
JUDICIARY	755,010.60	Sale of Acquired Property	94,927.44	Bank Corp. Taxes	59,693.86
Municipal Courts		Other Miscellaneous Revenues	8,440,901.29	Added and Omitted Taxes	733,258.46
PUBLIC SAFETY		Total	103,606,805.03	Total Taxes Levied - ABSTRACT	78,163,894.31
Fire Protection	2,043,027.34	Prior Years Surplus Appropriated	4,731,753.52	Total Taxes Billed	78,163,562.65
Police Protection	6,695,457.67	REVENUES TOTAL	113,388,558.60	1988 TAXES COLLECTED	71,316,902.03
Civil Defense & Disaster Control	95,022.10	Reserve For Uncollected Taxes	6,922,772.57	1988 Taxes Cancelled, Abated or Adjusted	329,307.39
Environmental Inspection & Control	613,539.05			Transfer to Tax Title Liens or Foreclosed	1,254,739.70
Other Public Safety		CAPITAL OUTLAY TOTAL	7,064,258.27	Balance Outstanding Dec. 31, 1988	5,563,997.74
PUBLIC WORKS				PRIOR YEARS TAXES OUTSTANDING	
Streets and Drainage	5,481,255.91	Public Enterprises	3,493,747.92	Balance January 1, 1988	4,751,817.83
Sewers and Sewage Processing	516,822.07	Recreation—Culture	713,133.79	Collected in 1988	4,462,435.93
Gorbage and Trash Disposol	1,751,399.84	Public Works	1,966,938.51	Cancelled, Abated or Adjusted 1988	24,581.73
Public Buildings and Grounds	1,274,536.08	Buildings and Grounds	741,049.26	Transfers to Tax Title Liens or Foreclosed	61,778.20
Other Public Works	129,143.84	Library and Education	149,383.79	Balance December 31, 1988	203,021.97
HEALTH and WELFARE		Conservation		TAX TITLE LIENS OUTSTANDING	
Health Services Except Environmental	1,803,152.99	All Other		Balance January 1, 1988	2,712,320.20
Welfare—Public Assistance	343,007.60			Transfer From Taxes	523,761.27
Hospitals, Clinics, First Aid	5,200.00	CAPITAL DEBT AUTHORIZED, DECEMBER 31, 1988		Redeemed in 1988	625,098.04
Animal, Insect, & Rodent Control	123,610.51	ISSUED AND UNISSUED	GROSS DEBT	Cancelled, Abated or Adjusted (1988)	352.73
Other Welfare Services	300.00	School	30,152,050	Transfers to Foreclosed Property	35,257.62
RECREATION and CONSERVATION		Self-liquidating	22,987,609	Balance December 31, 1988	2,574,873.08
Beaches and Boardwalks		Other	16,148,521	PROPERTY ACQUIRED BY DEED OR FORECLOSURE	
Parks, Playgrounds, Shode Trees	495,350.00	Total	69,288,181	Balance January 1, 1988	3,814,531.77
Land Reclamation & Conservation	169,101.55			Transfers From Taxes or Liens	37,694.80
Other Recreational Services	618,125.96	ISSUED AND OUTSTANDING		Sole for Cash (1988)	109,177.44
EDUCATION (excluding schools)		School	22,337,999.86	Cancelled, Abated or Adjusted (1988)	96,122.56
Libraries	772,438.63	Self-Liquidating	12,203,004.94	Balance December 31, 1988	3,656,926.57
Other Educational Services	248,230.00	Other	8,443,031.42	CURRENT FINANCES DECEMBER 31, 1988	
STATUTORY EXPENDITURES		Total	42,984,036.22	ASSETS	
Pensions & F. I. C. A.	2,791,223.42	EQUALIZED VALUATION BASIS FOR NET DEBT COMPUTATION	2,579,377,081.33	Cash Dec. 31, 1988	24,209,597.53
Employee Fringe Benefits	1,734,526.00	REAL PROPERTY VALUATIONS		Taxes Receivable	5,767,019.71
Other Statutory Expenditures	45,276.60	Code Class # of Parcels % VAL'N	ASSESSED VALUATION	Tax Title Liens	2,574,873.08
CETA And Other Public Employment Programs		1 Vacant Land		Foreclosed Property	3,650,926.57
MUNICIPAL FUNCTIONS TOTAL	41,677,118.57	2 Residential		Emergencies & Other Deferred Charges	1,049,583.39
CAPITAL IMPROVEMENTS *MEMO*	248,500.00	3 Farm		State and Federal Aid Receivable	605,783.21
DEBT SERVICE		4a Commercial (SEE PAGE 17)		Other Receivables	2,400,356.10
Principal Payments	2,900,439.83	4b Industrial		Total	40,264,144.59
Interest Payments	1,520,999.67	4c Apartments		LIABILITIES, RESERVES, AND SURPLUS	
TYPE I SCHL DEBT *MEMO	2,295,909.81	Total		Cash Liabilities	15,152,488.87
DEFERRED CHARGES	653,793.79	Land Area 501.73 Sq. Miles		Reserves for Receivables	14,191,331.01
SCHOOL, COUNTY, SPECIAL DISTRICT TAXES	61,662,574.54	Net Valuation Taxable-Municipal	2,410,821,739.00	Surplus Dec. 31, 1988	10,919,324.71
RESERVE FOR UNCOLLECTED TAXES	6,922,772.57	Net Valuation Taxable-County	2,644,536,382.00	Total	40,264,144.59
EXPENDITURES TOTAL	115,337,748.97	State Equalized Valuation	2,956,386,941.00		
		State Equalization Ratio			

Population 1980 851,116
 Population 1988 838,455
 S & P Rating
 Moody Rating

General Tax Rate Per \$100.

State Equalized Tax Rate

SUMMARY ESSEX COUNTY MUNICIPALITIES

PER CAPITA:

Gross Debt 709.81
 Net Debt 279.97
 Debt Service 56.70
 Total Tax Levy 939.75
 Municipal Expenditures 830.97

PER CENT:

Gross Debt 2.17
 Net Debt .86
 Tax Levy Collected 95.07
 Tax Levy Cancelled, Abated or Adjusted .83

EXPENDITURES		REVENUES-REALIZED		1988 PROPERTY TAX STATE EQUALIZED TAX RATE	
GENERAL GOVERNMENT				Local District School Taxes 301,200,359.32	
Governing Body & Public Boards	11,041,770.13	1988 Property Taxes Collected 747,957,320.98		Regional & Consolidated School Tax 10,130,457.36	
Municipal Clerk	4,813,873.43	1988 Payments in Lieu of Taxes 16,845,854.29		School Taxes in Municipal Budget 2,710,910.01	
Financial Administration	6,287,954.28	Delinquent Tax & Lien Collections 36,172,848.14		County Taxes 219,501,231.68	
Assessment of Taxes	2,436,125.48	Business Personalty Replacement Taxes 28,592,911.76		County Library Taxes 245,550,583.39	
Collection of Taxes	2,824,618.12	Taxes from Public Utilities 59,745,945.00		Local Municipal Purpose Taxes 4,099,580.00	
Planning, Housing & Development	7,693,242.64	Other Miscellaneous Tax Revenues 36,066,071.76		Veteran & Senior Citizen Taxes 783,193,121.76	
Human Resources	18,209,371.32	State Aid Revenues 101,760,159.83		Total Taxes for Rate Computation 1,030,000.00	
Elections	265,306.96	Federal Aid Revenues 8,976,515.50		Bank Corp. Taxes 1,949,081.01	
General Administration (other)	63,544,744.61	State and Local Fiscal Assistance Act Utilized 53,220.88		Added and Omitted Taxes 5,863,571.60	
JUDICIARY		Sale of Abandoned Property 4,887,272.26		Total Taxes Levied - ABSTRACT 787,936,194.37	
Municipal Courts	6,840,210.72	Other Miscellaneous Revenues 123,845,085.26		Total Taxes Billed 786,751,436.07	
PUBLIC SAFETY		TOTAL 1,216,192,974.07		1988 TAXES COLLECTED 747,957,320.98	
Fire Protection	65,945,452.91	Prior Years Surplus Appropriated 51,289,768.41		1988 Taxes Cancelled, Abated or Adjusted 6,548,489.59	
Police Protection	106,956,300.03	REVENUES TOTAL 1,216,192,974.07		Transfer to Tax Title Liens or Foreclosed 2,344,020.31	
Civil Defense & Disaster Control	571,794.91	Reserve For Uncollected Taxes 45,442,732.44		Balance Outstanding Dec. 31, 1988 29,901,605.19	
Environmental Inspection & Control	3,819,599.65	CAPITAL OUTLAY TOTAL 67,517,752.32		PRIOR YEARS TAXES OUTSTANDING	
Other Public Safety	195,720.79			Balance January 1, 1988 36,547,140.10	
PUBLIC WORKS		Public Enterprises 36,817,563.56		Collected in 1988 23,348,771.41	
Streets and Drainage	27,047,900.76	Recreation—Culture 3,709,632.99		Cancelled, Abated or Adjusted 1988 141,210.51	
Sewers and Sewage Processing	65,097,502.26	Public Works 8,776,406.04		Transfers to Tax Title Liens or Foreclosed 551,197.16	
Garbage and Trash Disposal	26,368,392.09	Buildings and Grounds 15,752,258.00		Balance December 31, 1988 12,505,961.02	
Public Buildings and Grounds	18,473,708.23	Library and Education 2,461,891.75		TAX TITLE LIENS OUTSTANDING	
Other Public Works	6,311,649.99	Conservation		Balance January 1, 1988 23,526,297.65	
HEALTH and WELFARE		All Other		Transfer From Taxes 2,788,579.15	
Health Services Except Environmental	15,531,700.81	CAPITAL DEBT AUTHORIZED, DECEMBER 31, 1988		Redeemed in 1988 12,826,097.55	
Welfare—Public Assistance	11,966,902.27	ISSUED AND UNISSUED GROSS DEBT NET DEBT		Cancelled, Abated or Adjusted (1988) 3,405,296.32	
Hospitals, Clinics, First Aid	122,790.00	School 199,875,019		Balance December 31, 1988 10,083,482.93	
Animal, Insect, & Rodent Control	431,948.74	Self-liquidating 134,347,456		PROPERTY ACQUIRED BY DEED OR FORECLOSURE	
Other Welfare Services	2,826,120.00	Other 260,917,470		Balance January 1, 1988 97,528,798.82	
RECREATION and CONSERVATION		Total 595,139,945		Transfers From Taxes or Liens 1,096,829.88	
Beaches and Boardwalks	27,047,900.76	ISSUED AND OUTSTANDING		Sole for Cash (1988) 2,202,190.21	
Parks, Playgrounds, Shade Trees	6,639,452.14	School 123,358,231.82		Cancelled, Abated or Adjusted (1988) 3,262,796.51	
Land Reclamation & Conservation	1,023,452.76	Self-Liquidating 67,559,527.00		Balance December 31, 1988 93,160,641.98	
Other Recreational Services	7,335,859.27	Other 195,717,356.89		CURRENT FINANCES DECEMBER 31, 1988	
EDUCATION (excluding schools)		Total 391,635,115.71		ASSETS	
Libraries	17,764,635.62	EQUALIZED VALUATION BASIS FOR NET DEBT COMPUTATION 27,427,422,076.67		Cash Dec. 31, 1988 153,710,362.79	
Other Educational Services	11,992,539.44	REAL PROPERTY VALUATIONS		Taxes Receivable 42,407,566.21	
STATUTORY EXPENDITURES		Code Class # of Parcels % VAL'N ASSESSED VALUATION		Tax Title Liens 10,083,482.93	
Pensions & F. I. C. A.	54,373,990.78	1 Vacant Land		Foreclosed Property 93,160,641.98	
Employee Fringe Benefits	12,121,771.21	2 Residential		Emergencies & Other Deferred Charges 5,371,631.43	
Other Statutory Expenditures	309,001.00	3 Farm		State and Federal Aid Receivable 1,532,928.10	
CETA And Other Public Employment Programs		4a Commercial (SEE PAGE 19)		Other Receivables 40,121,203.64	
MUNICIPAL FUNCTIONS TOTAL 587,186,043.35		4b Industrial		Total 346,387,817.08	
CAPITAL IMPROVEMENTS *MEMO* 3,033,158.48		4c Apartments		LIABILITIES, RESERVES, AND SURPLUS	
DEBT SERVICE		Total		Cash Liabilities 97,396,944.10	
Principal Payments	24,488,555.45	Land Area 127.44 Sq. Miles		Reserves for Receivables 181,645,318.76	
Interest Payments	23,049,841.21	Net Valuation Taxable-Municipal 12,498,191,800.00		Surplus Dec. 31, 1988 67,345,554.22	
TYPE I SCHL DEBT *MEMO 19,191,513.11		Net Valuation Taxable-County 28,678,144,926.00		Total 346,387,817.08	
DEFERRED CHARGES 16,560,609.02		State Equalized Valuation 33,228,310,212.00			
SCHOOL, COUNTY, SPECIAL DISTRICT TAXES 534,572,958.37		State Equalization Ratio			
RESERVE FOR UNCOLLECTED TAXES 45,442,732.44					
EXPENDITURES TOTAL 1,231,300,739.84					

Population 1980 199,917
 Population 1988 218,777
 S & P Rating
 Moody Rating

General Tax Rate Per \$100.

State Equalized Tax Rate

SUMMARY GLOUCESTER COUNTY MUNICIPALITIES

PER CAPITA		PER CENT	
Gross Debt	444.36	Gross Debt	1.73
Net Debt	187.10	Net Debt	.73
Debt Service	23.90	Tax Levy Collected	94.51
Total Tax Levy	743.67	Tax Levy Cancelled, Abated or Adjusted	14
Municipal Expenditures	371.22		

EXPENDITURES		REVENUES-REALIZED		1988 PROPERTY TAX	
GENERAL GOVERNMENT				STATE EQUALIZED TAX RATE	
Governing Body & Public Boards	215,231.00	1988 Property Taxes Collected	153,698,690.50	Local District School Taxes	62,770,100.47
Municipal Clerk	523,312.09	1988 Payments in Lieu of Taxes	10,680.00	Regional & Consolidated School Tax	10,707,463.47
Financial Administration	1,124,977.67	Delinquent Tax & Lien Collections	8,622,443.39	School Taxes in Municipal Budget	
Assessment of Taxes	912,335.58	Business Personalty Replacement Taxes	2,456,931.16	County Taxes	46,080,581.00
Collection of Taxes	893,031.44	Taxes from Public Utilities	16,072,162.00	County Library Taxes	700,000.00
Planning, Housing & Development	724,708.81	Other Miscellaneous Tax Revenues		Local Municipal Purpose Taxes	31,822,750.35
Human Resources	984,524.80	State Aid Revenues	4,782,689.38	Veteran & Senior Citizen Taxes	2,115,450.00
Elections	68,463.36	Federal Aid Revenues		Total Taxes for Rate Computation	154,196,345.29
General Administration (other)	9,943,732.59	State and Local Fiscal Assistance Act Utilized	49,346.17	Special District Taxes	4,323,074.04
JUDICIARY		Sale of Acquired Property	25,869.65	Bank Corp. Taxes	200,442.96
Municipal Courts	1,169,347.59	Other Miscellaneous Revenues	12,731,767.39	Added and Omitted Taxes	6,094,440.73
PUBLIC SAFETY		Total	198,450,579.64	Total Taxes Levied - ABSTRACT	162,698,853.02
Fire Protection	1,582,384.98	Prior Years Surplus Appropriated	11,231,044.64	Total Taxes Billed	162,632,683.52
Police Protection	17,596,038.41	REVENUES	209,681,624.28	1988 TAXES COLLECTED	153,698,690.50
Civil Defense & Disaster Control	105,738.94	Reserve For Uncollected Taxes	9,204,175.27	1988 Taxes Cancelled, Abated or Adjusted	220,353.93
Environmental Inspection & Control	1,671,386.42	CAPITAL OUTLAY	7,958,113.75	Transfer to Tax Title Liens or Foreclosed	401,906.20
Other Public Safety		Total	7,958,113.75	Balance Outstanding Dec. 31, 1988	8,311,732.89
PUBLIC WORKS				PRIOR YEARS TAXES OUTSTANDING	
Streets and Drainage	8,208,867.57	Public Enterprises	1,058,223.96	Balance January 1, 1988	9,239,929.33
Sewers and Sewage Processing	1,247,423.10	Recreation—Culture	197,402.12	Collected in 1988	7,980,309.36
Garbage and Trash Disposal	6,574,106.62	Public Works	3,606,440.81	Cancelled, Abated or Adjusted 1988	36,127.21
Public Buildings and Grounds	1,082,926.33	Buildings and Grounds	3,096,046.36	Transfers to Tax Title Liens or Foreclosed	139,629.79
Other Public Works	581,092.10	Library and Education		Balance December 31, 1988	1,083,362.97
HEALTH and WELFARE		Conservation		TAX TITLE LIENS OUTSTANDING	
Health Services Except Environmental	280,130.51	All Other		Balance January 1, 1988	1,961,902.51
Welfare-Public Assistance	321,087.62	CAPITAL DEBT AUTHORIZED, DECEMBER 31, 1988		Transfer From Taxes	561,912.28
Hospitals, Clinics, First Aid		ISSUED AND UNISSUED	GROSS DEBT	Redeemed in 1988	641,674.03
Animal, Insect, & Rodent Control	153,963.80	School	48,347,330	Cancelled, Abated or Adjusted (1988)	
Other Welfare Services	7,750.00	Self-liquidating	12,370,891	Transfers to Foreclosed Property	20,499.59
RECREATION and CONSERVATION		Other	36,497,749	Balance December 31, 1988	1,861,641.27
Beaches and Boardwalks	143,450.00	Total	97,215,970	PROPERTY ACQUIRED BY DEED OR	
Parks, Playgrounds, Shade Trees	859,072.38	ISSUED AND OUTSTANDING		FORECLOSURE	
Land Reclamation & Conservation	210,311.32	School	46,678,979.66	Balance January 1, 1988	9,283,645.97
Other Recreational Services	461,809.76	Self-liquidating	8,034,478.21	Transfers From Taxes or Liens	20,499.19
EDUCATION (excluding schools)		Other	32,054,352.11	Sale for Cash (1988)	306,414.42
Libraries	1,213,092.90	Total	86,317,809.98	Cancelled, Abated or Adjusted (1988)	207,066.52
Other Educational Services	31,466.00	EQUALIZED VALUATION BASIS		Balance December 31, 1988	8,790,664.22
STATUTORY EXPENDITURES		FOR NET DEBT COMPUTATION	5,634,221,976.67	CURRENT FINANCES DECEMBER 31, 1988	
Pensions & F. I. C. A.	4,227,073.27	REAL PROPERTY VALUATIONS		ASSETS	
Employee Fringe Benefits	2,533,108.57	Code Class # of Parcels % VAL'N	ASSESSED VALUATION	Cash Dec. 31, 1988	37,708,947.17
Other Statutory Expenditures	93,767.28	1 Vacant Land		Taxes Receivable	9,395,095.86
CETA And Other Public Employment Programs		2 Residential		Tax Title Liens	1,861,641.27
MUNICIPAL FUNCTIONS	65,795,917.81	3 Farm		Foreclosed Property	8,790,664.22
CAPITAL IMPROVEMENTS	*MEMO* 773,931.99	4a Commercial (SEE PAGE 21)		Emergencies & Other Deferred Charges	1,705,057.60
DEBT SERVICE		4b Industrial		State and Federal Aid Receivable	892,538.63
Principal Payments	3,259,493.10	4c Apartments		Other Receivables	3,093,818.97
Interest Payments	1,969,492.28	Total		Total	63,447,813.72
DEFERRED CHARGES	984,750.90	Land Area 328.36 Sq. Miles		LIABILITIES, RESERVES, AND SURPLUS	
SCHOOL, COUNTY, SPECIAL DISTRICT TAXES	124,581,218.98	Net Valuation Taxable-Municipal	4,722,056,916.00	Cash Liabilities	21,262,450.22
RESERVE FOR UNCOLLECTED TAXES	9,204,175.27	Net Valuation Taxable-County	5,887,619,428.00	Reserves for Receivables	23,199,009.68
EXPENDITURES	TOTAL 205,795,043.34	State Equalized Valuation	6,470,311,530.00	Surplus Dec. 31, 1988	18,986,353.82
		State Equalization Ratio		Total	63,447,813.72

0999

Population 1980 556,972
Population 1988 540,979

S & P Rating
Moody Rating

General Tax Rate Per \$100.

State Equalized Tax Rate

SUMMARY HUDSON COUNTY MUNICIPALITIES

PER CAPITA:

Gross Debt 1,021.45
Net Debt 358.60
Debt Service 62.90
Total Tax Levy 897.32
Municipal Expenditures 843.37

PER CENT:

Gross Debt 3.46
Net Debt 1.21
Tax Levy Collected 92.86
Tax Levy Cancelled, Abated or Adjusted .03

EXPENDITURES		REVENUES-REALIZED		1988 PROPERTY TAX	
GENERAL GOVERNMENT				STATE EQUALIZED TAX RATE →	
Governing Body & Public Boards	1,209,325.00	1988 Property Taxes Collected		Local District School Taxes	162,895,897.92
Municipal Clerk	1,200,033.50	1988 Payments in Lieu of Taxes		Regional & Consolidated School Tax	
Financial Administration	4,997,409.26	Delinquent Tax & Lien Collections		School Taxes in Municipal Budget	7,093,925.17
Assessment of Taxes	2,294,348.65	Business Personalty Replacement Taxes		County Taxes	* 114,299,362.07
Collection of Taxes	1,847,703.00	Taxes from Public Utilities		County Library Taxes	
Planning, Housing & Development	2,354,905.13	Other Miscellaneous Tax Revenues		Local Municipal Purpose Taxes	203,757,950.61
Human Resources	15,373,331.91	State Aid Revenues		Veteran & Senior Citizen Taxes	2,792,300.00
Elections	243,210.28	Federal Aid Revenues		Total Taxes for Rate Computation	490,839,435.77
General Administration (other)	34,198,547.27	State and Local Fiscal Assistance Act Utilized		Special District Taxes	433,610.00
JUDICIARY		Sale of Acquired Property		Bank Corp. Taxes	1,007,962.71
Municipal Courts	6,203,620.09	Other Miscellaneous Revenues		Added and Omitted Taxes	4,379,603.86
PUBLIC SAFETY		Prior Years Surplus Appropriated		Total Taxes Levied - ABSTRACT	485,433,185.84
Fire Protection	67,286,071.00	REVENUES		Total Taxes Billed	492,876,032.46
Police Protection	32,629,342.93	Reserve For Uncollected Taxes		1988 TAXES COLLECTED	457,693,831.58
Civil Defense & Disaster Control	140,625.00	CAPITAL OUTLAY		1988 Taxes Cancelled, Abated or Adjusted	160,846.65
Environmental Inspection & Control	3,101,965.19	TOTAL		Transfer to Tax Title Liens or Foreclosed	2,039,805.09
Other Public Safety	1,141,376.94	TOTAL		Balance Outstanding Dec. 31, 1988	32,902,216.08
PUBLIC WORKS		Public Enterprises		PRIOR YEARS TAXES OUTSTANDING	
Streets and Drainage	19,870,993.00	Recreation—Culture		Balance January 1, 1988	20,788,969.88
Sewers and Sewage Processing	34,209,851.14	Public Works		Collected in 1988	15,409,110.00
Garbage and Trash Disposal	6,463,433.65	Buildings and Grounds		Cancelled, Abated or Adjusted 1988	2,089,848.46
Public Buildings and Grounds	4,318,460.27	Library and Education		Transfers to Tax Title Liens or Foreclosed	12,274.92
Other Public Works	2,284,258.00	Conservation		Balance December 31, 1988	3,277,736.50
HEALTH and WELFARE		All Other		TAX TITLE LIENS OUTSTANDING	
Health Services Except Environmental	13,970,621.05	CAPITAL DEBT AUTHORIZED, DECEMBER 31, 1988		Balance January 1, 1988	14,519,098.55
Welfare-Public Assistance	5,306,566.00	ISSUED AND UNISSUED		Transfer From Taxes	2,052,080.01
Hospitals, Clinics, First Aid	54,500.00	GROSS DEBT		Redeemed in 1988	5,181,738.92
Animal, Insect, & Rodent Control	96,163.00	NET DEBT		Cancelled, Abated or Adjusted (1988)	575,551.39
Other Welfare Services	1,373,164.00	SCHOOL		Transfers to Foreclosed Property	
RECREATION and CONSERVATION		Self-Liquidating		Balance December 31, 1988	10,813,888.25
Beaches and Boardwalks		Other		PROPERTY ACQUIRED BY DEED OR	
Parks, Playgrounds, Shade Trees	3,252,919.00	Total		FORECLOSURE	
Land Reclamation & Conservation	640,249.00	ISSUED AND OUTSTANDING		Balance January 1, 1988	20,323,729.00
Other Recreational Services	1,792,527.55	SCHOOL		Transfers From Taxes or Liens	
EDUCATION (excluding schools)		Self-Liquidating		Sale for Cash (1988)	5,000.00
Libraries	8,051,467.00	Other		Cancelled, Abated or Adjusted (1988)	
Other Educational Services	81,357.45	Total		Balance December 31, 1988	20,318,729.00
STATUTORY EXPENDITURES		EQUALIZED VALUATION BASIS		CURRENT FINANCES DECEMBER 31, 1988	
Pensions & F. I. C. A.	34,523,193.91	FOR NET DEBT COMPUTATION		ASSETS	
Employee Fringe Benefits	24,771,200.52	REAL PROPERTY VALUATIONS		Cash Dec. 31, 1988	90,831,370.29
Other Statutory Expenditures	155,000.00	Code Class # of Parcels % VAL'N		Taxes Receivable	36,179,952.58
CETA and Other Public Employment Programs		1 Vacant Land		Tax Title Liens	10,813,888.25
MUNICIPAL FUNCTIONS		2 Residential		Foreclosed Property	20,318,729.00
CAPITAL IMPROVEMENTS		3 Farm		Emergencies & Other Deferred Charges	2,818,456.15
DEBT SERVICE		4a Commercial (SEE PAGE 23)		State and Federal Aid Receivable	4,491,407.61
Principal Payments	13,481,300.73	4b Industrial		Other Receivables	11,962,817.37
Interest Payments	20,547,170.08	4c Apartments		Total	177,416,621.25
TYPE I SCHL DEBT *MEMO	14,589,119.89	Total		LIABILITIES, RESERVES, AND SURPLUS	
DEFERRED CHARGES	5,829,330.88	Land Area 46.42 Sq. Miles		Cash Liabilities	72,521,002.93
SCHOOL, COUNTY, SPECIAL DISTRICT TAXES	284,722,795.16	Net Valuation Taxable-Municipal		Reserves for Receivables	75,307,361.89
RESERVE FOR UNCOLLECTED TAXES	30,931,614.83	Net Valuation Taxable-County		Surplus Dec. 31, 1988	29,588,256.43
EXPENDITURES		State Equalized Valuation		Total	177,416,621.25
TOTAL	740,967,026.58	State Equalization Ratio			

1987/3000

* ABOVE DEBT SERVICE INCLUDES TYPE I SCHOOL DEBT

*Includes County Health Service Taxes or County Vocational School Taxes. See Table 13.

Population 1980 87,361
 Population 1988 100,510
 S & P Rating
 Moody Rating

General Tax Rate Per \$100.

State Equalized Tax Rate

SUMMARY HUNTERDON COUNTY MUNICIPALITIES

PER CAPITA:
 Gross Debt 656.24
 Net Debt 281.21
 Debt Service 20.59
 Total Tax Levy 1,313.30
 Municipal Expenditures 524.69

PER CENT:
 Gross Debt 1.03
 Net Debt .44
 Tax Levy Collected 94.76
 Tax Levy Cancelled, Abated or Adjusted .44

EXPENDITURES		REVENUES-REALIZED		1988 PROPERTY TAX	
GENERAL GOVERNMENT				STATE EQUALIZED TAX RATE →	
Governing Body & Public Boards	50,798.00	1988 Property Taxes Collected		Local District School Taxes	35,821,784.36
Municipal Clerk	89,398.00	1988 Payments in Lieu of Taxes		Regional & Consolidated School Tax	42,236,170.14
Financial Administration	726,859.48	Delinquent Tax & Lien Collections		School Taxes in Municipal Budget	
Assessment of Taxes	1,096,433.22	Business Personalty Replacement Taxes		County Taxes	31,000,000.00
Collection of Taxes	589,768.25	Taxes from Public Utilities		County Library Taxes	1,435,000.00
Planning, Housing & Development	1,471,923.76	Other Miscellaneous Tax Revenues		Local Municipal Purpose Taxes	16,463,462.75
Human Resources	534,014.96	State Aid Revenues		Veteran & Senior Citizen Taxes	703,505.00
Elections	24,636.00	Federal Aid Revenues		Total Taxes for Rate Computation	127,660,122.25
General Administration (other)	5,646,750.15	State and Local Fiscal Assistance Act Utilized		Special District Taxes	159,600.00
JUDICIARY		Sale of Acquired Property		Bank Corp. Taxes	419,320.39
Municipal Courts	667,107.20	Other Miscellaneous Revenues		Added and Omitted Taxes	4,464,419.47
PUBLIC SAFETY		Total		Total Taxes Levied - ABSTRACT	131,997,957.11
Fire Protection	1,253,418.86	Prior Years Surplus Appropriated		Total Taxes Billed	131,970,519.25
Police Protection	5,674,240.67	REVENUES		1988 TAXES COLLECTED	125,049,679.13
Civil Defense & Disaster Control	25,558.04	Reserve For Uncollected Taxes		1988 Taxes Cancelled, Abated or Adjusted	573,490.29
Environmental Inspection & Control	1,101,011.15	CAPITAL OUTLAY		Transfer to Tax Title Liens or Foreclosed	138,124.22
Other Public Safety		TOTAL		Balance Outstanding Dec. 31, 1988	6,204,223.53
PUBLIC WORKS		Public Enterprises		PRIOR YEARS TAXES OUTSTANDING	
Streets and Drainage	9,109,566.68	Recreation—Culture		Balance January 1, 1988	6,146,194.78
Sewers and Sewage Processing	861,353.76	Public Works		Collected in 1988	5,249,932.53
Garbage and Trash Disposal	2,049,119.92	Buildings and Grounds		Cancelled, Abated or Adjusted 1988	119,977.25
Public Buildings and Grounds	1,458,077.33	Library and Education		Transfers to Tax Title Liens or Foreclosed	59,853.67
Other Public Works	106,653.43	Conservation		Balance December 31, 1988	716,431.28
HEALTH and WELFARE		All Other		TAX TITLE LIENS OUTSTANDING	
Health Services Except Environmental	282,312.87	CAPITAL DEBT AUTHORIZED, DECEMBER 31, 1988		Balance January 1, 1988	581,982.00
Welfare-Public Assistance	127,726.20	ISSUED AND UNISSUED		Transfer From Taxes	210,562.44
Hospitals, Clinics, First Aid	1,101.00	GROSS DEBT		Redeemed in 1988	119,155.99
Animal, Insect, & Rodent Control	21,920.57	NET DEBT		Cancelled, Abated or Adjusted (1988)	12,966.92
Other Welfare Services		SCHOOL		Transfers to Foreclosed Property	8,405.10
RECREATION and CONSERVATION		Self-liquidating		Balance December 31, 1988	652,016.43
Beaches and Boardwalks	4,723.61	Other		PROPERTY ACQUIRED BY DEED OR	
Parks, Playgrounds, Shade Trees	209,234.40	Total		FORECLOSURE	
Land Reclamation & Conservation	267,723.15	ISSUED AND OUTSTANDING		Balance January 1, 1988	287,993.93
Other Recreational Services	294,853.85	SCHOOL		Transfers From Taxes or Liens	9,976.02
EDUCATION (excluding schools)		Self-liquidating		Sale for Cash (1988)	
Libraries	270,364.00	Other		Cancelled, Abated or Adjusted (1988)	
Other Educational Services	4,620,370.57	Total		Balance December 31, 1988	297,975.00
STATUTORY EXPENDITURES		EQUALIZED VALUATION BASIS		CURRENT FINANCES DECEMBER 31, 1988	
Pensions & F. I. C. A.	1,633,138.02	FOR NET DEBT COMPUTATION		ASSETS	
Employee Fringe Benefits	1,010,828.97	REAL PROPERTY VALUATIONS		Cash Dec. 31, 1988	57,411,267.66
Other Statutory Expenditures	77,537.00	Code Class # of Parcels % VAL'N		Taxes Receivable	6,920,654.81
CETA and Other Public Employment Programs		1 Vacant Land		Tax Title Liens	652,016.43
MUNICIPAL FUNCTIONS		2 Residential		Foreclosed Property	297,975.00
CAPITAL IMPROVEMENTS		3 Farm		Emergencies & Other Deferred Charges	1,615,094.55
DEBT SERVICE		4a Commercial (SEE PAGE 25)		State and Federal Aid Receivable	400,544.84
Principal Payments	963,065.00	4b Industrial		Other Receivables	1,626,013.95
Interest Payments	1,106,615.90	4c Apartments		Total	68,924,567.24
DEFERRED CHARGES		Total		LIABILITIES, RESERVES, AND SURPLUS	
SCHOOL, COUNTY, SPECIAL DISTRICT TAXES	1,458,972.11	Land Area 429.60 Sq. Miles		Cash Liabilities	27,608,376.93
RESERVE FOR UNCOLLECTED TAXES	110,652,754.50	Net Valuation Taxable-Municipal		Reserves for Receivables	9,436,027.74
EXPENDITURES		Net Valuation Taxable-County		Surplus Dec. 31, 1988	31,380,162.57
TOTAL	163,389,732.17	State Equalized Valuation		Total	68,924,567.24
		State Equalization Ratio			

Population 1980 307,863
 Population 1988 331,713
 S & P Rating
 Moody Rating

General Tax Rate Per \$100.

State Equalized Tax Rate

SUMMARY MERCER COUNTY MUNICIPALITIES

PER CAPITA:

Gross Debt 1,029.38
 Net Debt 486.59
 Debt Service 62.08
 Total Tax Levy 916.57
 Municipal Expenditures 618.80

PER CENT:

Gross Debt 2.77
 Net Debt 1.31
 Tax Levy Collected 95.86
 Tax Levy Cancelled, Abated or Adjusted .26

EXPENDITURES		REVENUES-REALIZED		1988 PROPERTY TAX	
GENERAL GOVERNMENT				STATE EQUALIZED TAX RATE →	
Governing Body & Public Boards	1,090,220.00	1988 Property Taxes Collected		Local District School Taxes	92,018,521.50
Municipal Clerk	971,199.64	1988 Payments in Lieu of Taxes		Regional & Consolidated School Tax	54,748,468.27
Financial Administration	1,997,534.64	Delinquent Tax & Lien Collections		School Taxes in Municipal Budget	885,280.00
Assessment of Taxes	1,243,671.47	Business Personalty Replacement Taxes		County Taxes	74,157,922.00
Collection of Taxes	1,160,662.98	Taxes from Public Utilities		County Library Taxes	3,737,550.00
Planning, Housing & Development	3,127,577.23	Other Miscellaneous Tax Revenues		Local Municipal Purpose Taxes	62,442,788.48
Human Resources	9,373,361.51	State Aid Revenues		Veteran & Senior Citizen Taxes	3,019,402.00
Elections	110,998.50	Federal Aid Revenues		Total Taxes for Rate Computation	291,009,932.25
General Administration (other)	19,075,831.22	State and Local Fiscal Assistance Act Utilized		Special District Taxes	4,738,306.69
JUDICIARY		Sale of Acquired Property		Bank Corp. Taxes	702,140.13
Municipal Courts	2,707,885.09	Other Miscellaneous Revenues		Added and Omitted Taxes	10,608,231.51
PUBLIC SAFETY		Total		Total Taxes Levied - ABSTRACT	304,039,208.58
Fire Protection	13,649,717.60	Prior Years Surplus Appropriated		Total Taxes Billed	303,825,161.65
Police Protection	33,797,234.64	REVENUES		1988 TAXES COLLECTED	291,235,384.24
Civil Defense & Disaster Control	157,534.27	Reserve For Uncollected Taxes		1988 Taxes Cancelled, Abated or Adjusted	779,551.25
Environmental Inspection & Control	3,190,132.04	CAPITAL OUTLAY		Transfer to Tax Title Liens or Foreclosed	290,503.73
Other Public Safety	32,779.00	TOTAL		Balance Outstanding Dec. 31, 1988	11,519,722.43
PUBLIC WORKS		Public Enterprises		PRIOR YEARS TAXES OUTSTANDING	
Streets and Drainage	10,156,024.46	Recreation—Culture		Balance January 1, 1988	10,382,000.92
Sewers and Sewage Processing	9,178,352.00	Public Works		Collected in 1988	9,212,596.68
Garbage and Trash Disposal	15,235,524.60	Buildings and Grounds		Cancelled, Abated or Adjusted 1988	166,048.03
Public Buildings and Grounds	4,731,954.68	Library and Education		Transfers to Tax Title Liens or Foreclosed	1,817,373.08
Other Public Works	1,091,154.21	Conservation		Balance December 31, 1988	-814,016.87
HEALTH and WELFARE		All Other		TAX TITLE LIENS OUTSTANDING	
Health Services Except Environmental	5,495,066.63	CAPITAL DEBT AUTHORIZED, DECEMBER 31, 1988		Balance January 1, 1988	5,315,934.94
Welfare-Public Assistance	1,251,204.88	ISSUED AND UNISSUED		Transfer From Taxes	2,037,208.03
Hospitals, Clinics, First Aid		GROSS DEBT		Redeemed in 1988	2,353,325.79
Animal, Insect, & Rodent Control	264,735.65	NET DEBT		Cancelled, Abated or Adjusted (1988)	87,216.68
Other Welfare Services	520,970.00	SCHOOL		Transfers to Foreclosed Property	612,942.37
RECREATION and CONSERVATION		Self-Liquidating		Balance December 31, 1988	4,299,658.13
Beaches and Boardwalks		Other		PROPERTY ACQUIRED BY DEED OR FORECLOSURE	
Parks, Playgrounds, Shade Trees	826,801.54	Total		Balance January 1, 1988	9,637,467.38
Land Reclamation & Conservation	49,760.00	ISSUED AND OUTSTANDING		Transfers From Taxes or Liens	811,247.75
Other Recreational Services	3,241,224.89	SCHOOL		Sale for Cash (1988)	1,519,797.60
EDUCATION (excluding schools)		Self-Liquidating		Cancelled, Abated or Adjusted (1988)	109,974.06
Libraries	3,791,242.08	Other		Balance December 31, 1988	8,818,943.47
Other Educational Services	124,433.50	Total		CURRENT FINANCES DECEMBER 31, 1988	
STATUTORY EXPENDITURES		EQUALIZED VALUATION BASIS		ASSETS	
Pensions & F. I. C. A.	13,344,990.70	FOR NET DEBT COMPUTATION		Cash Dec. 31, 1988	76,748,788.35
Employee Fringe Benefits	6,523,892.63	REAL PROPERTY VALUATIONS		Taxes Receivable	10,705,705.56
Other Statutory Expenditures	111,199.13	Code Class # of Parcels % VAL'N		Tax Title Liens	4,299,658.13
CETA And Other Public Employment Programs		1 Vacant Land		Foreclosed Property	8,818,943.47
MUNICIPAL FUNCTIONS		2 Residential		Emergencies & Other Deferred Charges	1,462,615.48
CAPITAL IMPROVEMENTS		3 Farm		State and Federal Aid Receivable	361,919.62
DEBT SERVICE		4a Commercial (SEE PAGE 27)		Other Receivables	6,864,078.11
Principal Payments	10,607,493.29	4b Industrial		Total	109,261,708.72
Interest Payments	9,984,701.92	4c Apartments		LIABILITIES, RESERVES, AND SURPLUS	
TYPE I SCHL DEBT *MEMO	1,220,346.00	Total		Cash Liabilities	53,718,980.46
DEFERRED CHARGES	2,417,993.28	Land Area 226.00 Sq. Miles		Reserves for Receivables	27,016,894.70
SCHOOL, COUNTY, SPECIAL DISTRICT TAXES	230,286,048.46	Net Valuation Taxable-Municipal		Surplus Dec. 31, 1988	28,525,833.56
RESERVE FOR UNCOLLECTED TAXES	14,577,330.99	Net Valuation Taxable-County		Total	109,261,708.72
EXPENDITURES		State Equalized Valuation			
TOTAL	435,549,504.33	State Equalization Ratio			

* ABOVE DEBT SERVICE INCLUDES TYPE I SCHOOL DEBT

Population 1980 595,893
 Population 1988 653,218
 S & P Rating
 Moody Rating

General Tax Rate Per \$100.

State Equalized Tax Rate

SUMMARY MIDDLESEX COUNTY MUNICIPALITIES

PER CAPITA:

Gross Debt 1,050.16
 Net Debt 650.33
 Debt Service 56.59
 Total Tax Levy 1,107.96
 Municipal Expenditures 552.37

PER CENT:

Gross Debt 2.18
 Net Debt 1.35
 Tax Levy Collected 27.22
 Tax Levy Cancelled, Abated or Adjusted .27

EXPENDITURES		REVENUES-REALIZED		1988 PROPERTY TAX	
GENERAL GOVERNMENT				STATE EQUALIZED TAX RATE	
Governing Body & Public Boards	1,072,286.99	1988 Property Taxes Collected	703,952,912.17	Local District School Taxes	380,285,415.87
Municipal Clerk	1,352,915.46	1988 Payments in Lieu of Taxes	2,944,279.27	Regional & Consolidated School Tax	12,129,490.69
Financial Administration	5,338,616.10	Delinquent Tax & Lien Collections	17,037,098.37	School Taxes in Municipal Budget	4,320,784.67
Assessment of Taxes	2,684,366.57	Business Personalty Replacement Taxes	14,796,560.24	County Taxes	160,605,000.00
Collection of Taxes	2,133,444.83	Taxes from Public Utilities	77,716,971.00	County Library Taxes	
Planning, Housing & Development	3,619,712.58	Other Miscellaneous Tax Revenues	275,168.03	Local Municipal Purpose Taxes	136,124,960.06
Human Resources	7,497,197.46	State Aid Revenues	26,355,318.30	Veteran & Senior Citizen Taxes	5,659,150.00
Elections	251,452.28	Federal Aid Revenues	9,500.00	Total Taxes for Rate Computation	699,124,301.29
General Administration (other)	39,407,772.02	State and Local Fiscal Assistance Act Utilized	35,999.40	Special District Taxes	14,749,320.30
JUDICIARY		Sale of Acquired Property	5,952,135.62	Bank Corp. Taxes	1,469,150.00
Municipal Courts	3,573,793.99	Other Miscellaneous Revenues	67,224,952.90	Added and Omitted Taxes	14,055,957.35
PUBLIC SAFETY		Total	916,351,395.30	Total Taxes Levied - ABSTRACT	723,740,079.94
Fire Protection	15,517,435.42	Prior Years Surplus Appropriated	27,010,216.94	Total Taxes Billed	724,049,727.43
Police Protection	67,423,225.56	REVENUES	TOTAL	1988 TAXES COLLECTED	703,952,912.17
Civil Defense & Disaster Control	209,777.17	Reserve For Uncollected Taxes	24,613,538.23	1988 Taxes Cancelled, Abated or Adjusted	1,933,023.19
Environmental Inspection & Control	6,289,432.86	CAPITAL OUTLAY	TOTAL	Transfer to Tax Title Liens or Foreclosed	1,138,039.85
Other Public Safety				Balance Outstanding Dec. 31, 1988	16,970,752.27
PUBLIC WORKS				PRIOR YEARS TAXES OUTSTANDING	
Streets and Drainage	22,158,834.63	Public Enterprises	14,663,871.67	Balance January 1, 1988	17,613,160.22
Sewers and Sewage Processing	23,952,096.23	Recreation—Culture	823,851.21	Collected in 1988	16,113,966.51
Garbage and Trash Disposal	13,221,401.23	Public Works	33,911,949.32	Cancelled, Abated or Adjusted 1988	187,537.87
Public Buildings and Grounds	7,172,435.37	Buildings and Grounds	12,566,043.00	Transfers to Tax Title Liens or Foreclosed	338,130.93
Other Public Works	1,113,832.40	Library and Education	4,655,238.63	Balance December 31, 1988	973,524.91
HEALTH and WELFARE		Conservation	1,557.07	TAX TITLE LIENS OUTSTANDING	
Health Services Except Environmental	3,472,486.33	All Other		Balance January 1, 1988	3,232,351.46
Welfare-Public Assistance	1,398,210.00	CAPITAL DEBT AUTHORIZED, DECEMBER 31, 1988		Transfer From Taxes	1,626,429.48
Hospitals, Clinics, First Aid	41,700.00	ISSUED AND UNISSUED	GROSS DEBT	Redeemed in 1988	923,132.36
Animal, Insect, & Rodent Control	202,829.10	School	119,923,380	Cancelled, Abated or Adjusted (1988)	6,094.38
Other Welfare Services	310,046.71	Self-liquidating	120,974,943	Transfers to Foreclosed Property	7,423.62
RECREATION and CONSERVATION		Other	445,083,205	Balance December 31, 1988	3,922,131.08
Beaches and Boardwalks		Total	685,981,528	PROPERTY ACQUIRED BY DEED OR FORECLOSURE	
Parks, Playgrounds, Shade Trees	7,078,532.24	ISSUED AND OUTSTANDING		Balance January 1, 1988	32,318,400.03
Land Reclamation & Conservation	983,819.09	School	93,724,402.82	Transfers From Taxes or Liens	7,423.62
Other Recreational Services	4,423,145.50	Self-liquidating	99,847,653.00	Sale for Cash (1988)	
EDUCATION (excluding schools)		Other	294,497,885.87	Cancelled, Abated or Adjusted (1988)	13,762,350.00
Libraries	12,321,746.66	Total	488,069,941.69	Balance December 31, 1988	19,063,473.70
Other Educational Services	309,531.29	EQUALIZED VALUATION BASIS		CURRENT FINANCES DECEMBER 31, 1988	
STATUTORY EXPENDITURES		FOR NET DEBT COMPUTATION	31,537,754,742.00	ASSETS	
Pensions & F. I. C. A.	23,582,105.16	REAL PROPERTY VALUATIONS		Cash Dec. 31, 1988	109,190,501.34
Employee Fringe Benefits	12,569,996.12	Code Class # of Parcels % VAL'N	ASSESSED VALUATION	Taxes Receivable	17,944,277.18
Other Statutory Expenditures	189,822.98	1 Vacant Land		Tax Title Liens	3,922,131.08
CETA And Other Public Employment Programs		2 Residential		Foreclosed Property	19,063,473.70
MUNICIPAL FUNCTIONS	TOTAL	3 Farm		Emergencies & Other Deferred Charges	6,549,128.39
CAPITAL IMPROVEMENTS	*MEMO*	4a Commercial (SEE PAGE 29)		State and Federal Aid Receivable	565,077.05
DEBT SERVICE		4b Industrial		Other Receivables	10,638,228.30
Principal Payments	19,740,810.22	4c Apartments		Total	167,922,817.04
Interest Payments	17,223,097.58	Total		LIABILITIES, RESERVES, AND SURPLUS	
TYPE I SCHL DEBT *MEMO	5,673,012.97	Land Area 311.00 Sq. Miles		Cash Liabilities	69,366,647.38
DEFERRED CHARGES	8,692,348.79	Net Valuation Taxable-Municipal	26,569,731,861.00	Reserves for Receivables	50,923,890.96
SCHOOL, COUNTY, SPECIAL DISTRICT TAXES	572,090,012.03	Net Valuation Taxable-County	40,115,921,409.00	Surplus Dec. 31, 1988	47,632,278.70
RESERVE FOR UNCOLLECTED TAXES	24,613,538.28	State Equalized Valuation	39,356,255,488.00	Total	167,922,817.04
EXPENDITURES	TOTAL	State Equalization Ratio			
	933,233,857.23				

Population 1980 503,173

Population 1988 559,717

S & P Rating

Moody Rating

General Tax Rate Per \$100.

State Equalized Tax Rate

SUMMARY MONMOUTH COUNTY MUNICIPALITIES

PER CAPITA:

Grass Debt 874.40

Net Debt 503.10

Debt Service 51.84

Total Tax Levy 1,058.85

Municipal Expenditures 508.66

PER CENT:

Grass Debt 1.74

Net Debt 1.00

Tax Levy Collected 96.23

Tax Levy Cancelled, Abated
or Adjusted 5.00

EXPENDITURES		REVENUES-REALIZED		1988 PROPERTY TAX	
GENERAL GOVERNMENT				STATE EQUALIZED TAX RATE →	
Governing Body & Public Boards	443,713.95	1988 Property Taxes Collected	569,234,406.44	Local District School Taxes	213,779,641.22
Municipal Clerk	636,553.64	1988 Payments in Lieu of Taxes	1,212,935.15	Regional & Consolidated School Tax	104,117,161.17
Financial Administration	3,183,394.33	Delinquent Tax & Lien Collections	18,621,025.44	School Taxes in Municipal Budget	143,598.84
Assessment of Taxes	4,753,932.54	Business Personalty Replacement Taxes	5,456,584.39	County Taxes	* 123,039,107.00
Collection of Taxes	2,666,804.43	Taxes from Public Utilities	42,928,659.55	County Library Taxes	3,088,764.00
Planning, Housing & Development	4,083,379.98	Other Miscellaneous Tax Revenues	70,800.06	Local Municipal Purpose Taxes	121,522,338.10
Human Resources	5,189,698.50	State Aid Revenues	14,029,119.80	Veteran & Senior Citizen Taxes	3,641,600.00
Elections	328,519.32	Federal Aid Revenues	85,000.00	Total Taxes for Rate Computation	569,332,210.33
General Administration (other)	33,414,727.68	State and Local Fiscal Assistance Act Utilized	28,421.42	Special District Taxes	11,754,709.97
JUDICIARY		Sale of Acquired Property		Bank Corp. Taxes	1,061,470.20
Municipal Courts	3,887,593.52	Other Miscellaneous Revenues	51,862,985.70	Added and Omitted Taxes	14,152,219.25
PUBLIC SAFETY		Total	703,529,938.45	Total Taxes Levied - ABSTRACT	592,659,009.75
Fire Protection	7,693,024.83	Prior Years Surplus Appropriated	43,454,853.00	Total Taxes Billed	591,564,327.85
Police Protection	53,457,247.99	REVENUES TOTAL	746,984,791.45	1988 TAXES COLLECTED	569,234,406.44
Civil Defense & Disaster Control	215,643.34	Reserve For Uncollected Taxes	27,481,787.25	1988 Taxes Cancelled, Abated or Adjusted	29,568,901.72
Environmental Inspection & Control	4,324,592.54	CAPITAL OUTLAY TOTAL	49,736,403.69	Transfer to Tax Title Liens or Foreclosed	292,615.69
Other Public Safety	23,651.53			Balance Outstanding Dec. 31, 1988	21,590,726.54
PUBLIC WORKS				PRIOR YEARS TAXES OUTSTANDING	
Streets and Drainage	25,773,476.34	Public Enterprises	15,815,631.14	Balance January 1, 1988	18,990,272.17
Sewers and Sewage Processing	5,465,676.85	Recreation—Culture	1,760,975.94	Collected in 1988	17,759,817.16
Garbage and Trash Disposal	11,045,021.12	Public Works	18,047,725.89	Cancelled, Abated or Adjusted 1988	33,150.50
Public Buildings and Grounds	6,426,335.10	Buildings and Grounds	14,887,129.38	Transfers to Tax Title Liens or Foreclosed	67,048.98
Other Public Works	3,683,129.68	Library and Education	164,766.73	Balance December 31, 1988	1,130,255.53
HEALTH and WELFARE		Conservation	90,174.11	TAX TITLE LIENS OUTSTANDING	
Health Services Except Environmental	4,231,830.09	All Other		Balance January 1, 1988	2,884,037.38
Welfare-Public Assistance	997,372.94	CAPITAL DEBT AUTHORIZED, DECEMBER 31, 1988		Transfer From Taxes	358,265.63
Hospitals, Clinics, First Aid	75,630.00	ISSUED AND UNISSUED GROSS DEBT NET DEBT		Redeemed in 1988	864,238.73
Animal, Insect, & Rodent Control	180,299.04	School 141,675,203 3,497,661		Cancelled, Abated or Adjusted (1988)	28,864.89
Other Welfare Services	67,568.00	Self-liquidating 90,710,066 20,487,731		Transfers to Foreclosed Property	56,528.68
RECREATION and CONSERVATION		Other 257,033,567 257,609,847		Balance December 31, 1988	2,292,670.71
Beaches and Boardwalks	2,347,857.91	Total 489,418,838 281,595,239		PROPERTY ACQUIRED BY DEED OR FORECLOSURE	
Parks, Playgrounds, Shade Trees	2,732,622.48	ISSUED AND OUTSTANDING		Balance January 1, 1988	11,285,257.97
Land Reclamation & Conservation	5,137,672.92	School 113,408,348.27		Transfers From Taxes or Liens	69,695.95
Other Recreational Services	3,702,529.07	Self-Liquidating 65,146,032.23		Sale for Cash (1988)	206,238.00
EDUCATION (excluding schools)		Other 191,497,551.65		Cancelled, Abated or Adjusted (1988)	
Libraries	3,355,792.23	Total 370,051,932.15		Balance December 31, 1988	11,148,715.92
Other Educational Services	87,206.13	EQUALIZED VALUATION BASIS		CURRENT FINANCES DECEMBER 31, 1988	
STATUTORY EXPENDITURES		FOR NET DEBT COMPUTATION 28,055,127,852.33		ASSETS	
Pensions & F. I. C. A.	16,854,573.89	REAL PROPERTY VALUATIONS		Cash Dec. 31, 1988	165,906,997.45
Employee Fringe Benefits	7,503,330.33	Code Class # of Parcels % VAL'N ASSESSED VALUATION		Taxes Receivable	22,720,982.07
Other Statutory Expenditures	131,373.35	1 Vacant Land		Tax Title Liens	2,292,670.71
CETA And Other Public Employment Programs		2 Residential		Foreclosed Property	11,148,715.92
MUNICIPAL FUNCTIONS TOTAL	224,119,355.64	3 Farm		Emergencies & Other Deferred Charges	7,678,202.15
CAPITAL IMPROVEMENTS *MEMO*	3,582,838.83	4a Commercial (SEE PAGE 31)		State and Federal Aid Receivable	981,350.25
DEBT SERVICE		4b Industrial		Other Receivables	6,475,632.18
Principal Payments	15,761,025.98	4c Apartments		Total	217,204,550.73
Interest Payments	13,252,970.33	Total		LIABILITIES, RESERVES, AND SURPLUS	
TYPE I SCHL DEBT *MEMO	556,221.00	Land Area 471.57 Sq. Miles		Cash Liabilities	109,958,436.05
DEFERRED CHARGES	4,093,057.57	Net Valuation Taxable-Municipal	19,233,802,873.00	Reserves for Receivables	42,085,491.97
SCHOOL, COUNTY, SPECIAL DISTRICT TAXES	455,922,982.20	Net Valuation Taxable-County	29,329,402,406.00	Surplus Dec. 31, 1988	65,160,622.71
RESERVE FOR UNCOLLECTED TAXES	27,481,787.25	State Equalized Valuation	35,553,326,389.00	Total	217,204,550.73
EXPENDITURES TOTAL	740,631,178.97	State Equalization Ratio			

1499

Population 1980 407,630
 Population 1988 420,607
 S & P Rating
 Maady Rating

General Tax Rate Per \$100.

State Equalized Tax Rate

SUMMARY MORRIS COUNTY MUNICIPALITIES

PER CAPITA.

Gross Debt 1,477.44
 Net Debt 668.43
 Debt Service 63.42
 Total Tax Levy 1,329.67
 Municipal Expenditures 605.85

PER CENT:

Gross Debt 2.05
 Net Debt .93
 Tax Levy Collected 97.59
 Tax Levy Cancelled, Abated
 or Adjusted .40

EXPENDITURES		REVENUES-REALIZED		1988 PROPERTY TAX	
GENERAL GOVERNMENT				STATE EQUALIZED TAX RATE	
Governing Body & Public Boards	361,042.00	1988 Property Taxes Collected	547,132,126.70	Local District School Taxes	240,150,672.81
Municipal Clerk	346,498.00	1988 Payments in Lieu of Taxes	306,423.64	Regional & Consolidated School Tax	81,547,753.03
Financial Administration	4,484,737.89	Delinquent Tax & Lien Collections	11,565,107.01	School Taxes in Municipal Budget	
Assessment of Taxes	2,657,490.04	Business Personalty Replacement Taxes	6,868,223.43	County Taxes	87,972,303.50
Collection of Taxes	1,744,809.76	Taxes from Public Utilities	31,570,812.67	County Library Taxes	996,000.00
Planning, Housing & Development	3,523,326.04	Other Miscellaneous Tax Revenues	4,314,855.16	Local Municipal Purpose Taxes	131,011,275.57
Human Resources	1,763,974.63	State Aid Revenues	6,595,133.13	Veteran & Senior Citizen Taxes	2,578,450.00
Elections	126,708.59	Federal Aid Revenues	436,260.34	Total Taxes for Rate Computation	544,250,459.91
General Administration (other)	25,663,426.65	State and Local Fiscal Assistance Act Utilized	19,737.17	Special District Taxes	7,593,777.24
JUDICIARY		Sale of Acquired Property	10,532.86	Bank Corp. Taxes	1,515,629.55
Municipal Courts	2,612,091.08	Other Miscellaneous Revenues	46,491,050.45	Added and Omitted Taxes	8,482,713.63
PUBLIC SAFETY		Total	655,410,273.11	Total Taxes Levied - ABSTRACT	559,270,130.93
Fire Protection	6,268,242.62	Prior Years Surplus Appropriated	31,261,628.00	Total Taxes Billed	560,718,631.74
Police Protection	46,003,723.90	REVENUES TOTAL	686,671,901.11	1988 TAXES COLLECTED	547,182,126.70
Civil Defense & Disaster Control	271,779.35	Reserve For Uncollected Taxes	23,919,125.49	1988 Taxes Cancelled, Abated or Adjusted	2,253,252.39
Environmental Inspection & Control	4,133,240.13	CAPITAL OUTLAY TOTAL	60,023,602.23	Transfer to Tax Title Liens or Foreclosed	489,634.92
Other Public Safety	40,805.00			Balance Outstanding Dec. 31, 1988	10,783,607.29
PUBLIC WORKS				PRIOR YEARS TAXES OUTSTANDING	
Streets and Drainage	21,506,716.53	Public Enterprises	25,963,065.59	Balance January 1, 1988	12,251,114.79
Sewers and Sewage Processing	10,363,235.56	Recreation—Culture	1,062,351.84	Collected in 1988	10,649,524.04
Garbage and Trash Disposal	21,695,053.13	Public Works	22,299,502.46	Cancelled, Abated or Adjusted 1988	416,274.80
Public Buildings and Grounds	4,052,775.22	Buildings and Grounds	9,908,852.30	Transfers to Tax Title Liens or Foreclosed	564,964.35
Other Public Works	1,618,655.42	Library and Education	201,532.81	Balance December 31, 1988	620,351.60
HEALTH and WELFARE		Conservation	591,297.23	TAX TITLE LIENS OUTSTANDING	
Health Services Except Environmental	4,668,247.12	All Other		Balance January 1, 1988	2,473,329.62
Welfare-Public Assistance	603,276.16	CAPITAL DEBT AUTHORIZED, DECEMBER 31, 1988		Transfer From Taxes	1,137,856.43
Hospitals, Clinics, First Aid	14,114.82	ISSUED AND UNISSUED		Redeemed in 1988	916,539.30
Animal, Insect, & Rodent Control	252,925.28	School	63,687,346	Cancelled, Abated or Adjusted (1988)	44,119.71
Other Welfare Services	42,929.00	Self-liquidating	166,442,054	Transfers to Foreclosed Property	260,991.63
RECREATION and CONSERVATION		Other	391,293,447	Balance December 31, 1988	2,389,535.36
Beaches and Boardwalks	28,461.66	Total	621,422,843	PROPERTY ACQUIRED BY DEED OR	
Parks, Playgrounds, Shade Trees	3,310,815.10			FORECLOSURE	
Land Reclamation & Conservation	775,266.68	ISSUED AND OUTSTANDING		Balance January 1, 1988	7,683,319.52
Other Recreational Services	3,310,459.21	School	53,040,953.17	Transfers From Taxes or Liens	283,523.89
EDUCATION (excluding schools)		Self-Liquidating	130,106,824.41	Sale for Cash (1988)	23,532.86
Libraries	6,915,331.77	Other	254,130,355.53	Cancelled, Abated or Adjusted (1988)	109,242.46
Other Educational Services	58,100.00	Total	442,273,634.16	Balance December 31, 1988	7,834,567.09
STATUTORY EXPENDITURES		EQUALIZED VALUATION BASIS		CURRENT FINANCES DECEMBER 31, 1988	
Pensions & F. I. C. A.	13,502,138.93	FOR NET DEBT COMPUTATION	30,279,901,442.67	ASSETS	
Employee Fringe Benefits	6,190,149.13	REAL PROPERTY VALUATIONS		Cash Dec. 31, 1988	37,060,306.86
Other Statutory Expenditures	149,590.29	Code Class # of Parcels % VAL'N	ASSESSED VALUATION	Taxes Receivable	11,408,753.89
CETA And Other Public Employment Programs		1 Vacant Land		Tax Title Liens	2,389,535.36
MUNICIPAL FUNCTIONS TOTAL	199,565,636.74	2 Residential		Foreclosed Property	7,834,557.09
CAPITAL IMPROVEMENTS *MEMO*	5,186,277.00	3 Farm		Emergencies & Other Deferred Charges	5,160,615.03
DEBT SERVICE		4a Commercial (SEE PAGE 33)		State and Federal Aid Receivable	23,435,363.44
Principal Payments	13,225,610.34	4b Industrial		Other Receivables	4,735,488.88
Interest Payments	13,449,917.01	4c Apartments		Total	142,025,335.55
DEFERRED CHARGES	4,664,603.12	Total		LIABILITIES, RESERVES, AND SURPLUS	
SCHOOL, COUNTY, SPECIAL DISTRICT TAXES	419,260,512.13	Land Area 470.24 Sq. Miles		Cash Liabilities	47,497,374.12
RESERVE FOR UNCOLLECTED TAXES	23,919,125.49	Net Valuation Taxable-Municipal	22,482,174,306.00	Reserves for Receivables	42,359,639.30
EXPENDITURES TOTAL	673,085,454.88	Net Valuation Taxable-County	37,596,444,999.00	Surplus Dec. 31, 1988	51,668,322.13
		State Equalized Valuation	36,662,048,460.00	Total	142,025,335.55
		State Equalization Ratio			

1599

Population 1980 346,038
 Population 1988 412,974
 S & P Rating
 Moody Rating

General Tax Rate Per \$100.

State Equalized Tax Rate

SUMMARY OCEAN COUNTY MUNICIPALITIES

PER CAPITA:

Gross Debt 739.24
 Net Debt 379.55
 Debt Service 41.64
 Total Tax Levy 1,058.42
 Municipal Expenditures 504.00

PER CENT:

Gross Debt 1.31
 Net Debt .67
 Tax Levy Collected 95.25
 Tax Levy Cancelled, Abated
 or Adjusted 1.18

EXPENDITURES		REVENUES-REALIZED		1988 PROPERTY TAX	
GENERAL GOVERNMENT				STATE EQUALIZED TAX RATE →	
Governing Body & Public Boards	750,745.70	1988 Property Taxes Collected	414,802,496.34	Local District School Taxes	133,385,895.93
Municipal Clerk	644,979.15	1988 Payments in Lieu of Taxes	230,234.43	Regional & Consolidated School Tax	82,793,599.77
Financial Administration	2,409,978.99	Delinquent Tax & Lien Collections	17,624,397.90	School Taxes in Municipal Budget	5,516,951.50
Assessment of Taxes	4,544,192.09	Business Personalty Replacement Taxes	1,996,431.08	County Taxes	* 103,761,466.07
Collection of Taxes	2,744,895.22	Taxes from Public Utilities	34,391,053.10	County Library Taxes	6,262,000.00
Planning, Housing & Development	3,164,941.95	Other Miscellaneous Tax Revenues		Local Municipal Purpose Taxes	87,041,331.53
Human Resources	2,853,130.46	State Aid Revenues	6,649,634.53	Veteran & Senior Citizen Taxes	6,619,050.00
Elections	51,200.00	Federal Aid Revenues		Total Taxes for Rate Computation	425,380,294.80
General Administration (other)	22,238,371.59	State and Local Fiscal Assistance Act Utilized	183,191.07	Special District Taxes	6,455,277.85
JUDICIARY		Sale of Acquired Property	1,193,487.64	Bank Corp. Taxes	1,141,684.59
Municipal Courts	2,590,324.78	Other Miscellaneous Revenues	41,231,231.70	Added and Omitted Taxes	10,227,856.97
PUBLIC SAFETY		Total	518,302,157.79	Total Taxes Levied - ABSTRACT	437,101,944.53
Fire Protection	1,637,530.05	Prior Years Surplus Appropriated	38,735,254.54	Total Taxes Billed	435,504,158.90
Police Protection	41,285,452.47	REVENUES TOTAL	557,037,412.33	1988 TAXES COLLECTED	414,802,496.34
Civil Defense & Disaster Control	251,901.97	Reserve For Uncollected Taxes	18,395,149.51	1988 Taxes Cancelled, Abated or Adjusted	5,140,071.95
Environmental Inspection & Control	2,709,764.49	CAPITAL OUTLAY TOTAL	26,372,919.73	Transfer to Tax Title Liens or Foreclosed	362,382.58
Other Public Safety				Balance Outstanding Dec. 31, 1988	19,157,307.39
PUBLIC WORKS				PRIOR YEARS TAXES OUTSTANDING	
Streets and Drainage	15,362,876.34	Public Enterprises	2,745,053.60	Balance January 1, 1988	18,060,627.05
Sewers and Sewage Processing	2,897,499.42	Recreation—Culture	1,699,345.16	Collected in 1988	16,479,620.50
Garbage and Trash Disposal	21,650,944.63	Public Works	12,059,528.35	Cancelled, Abated or Adjusted 1988	72,375.13
Public Buildings and Grounds	4,363,707.90	Buildings and Grounds	9,521,997.74	Transfers to Tax Title Liens or Foreclosed	183,240.32
Other Public Works	3,475,636.07	Library and Education	336,741.82	Balance December 31, 1988	1,325,391.10
HEALTH and WELFARE		Conservation	7,250.76	TAX TITLE LIENS OUTSTANDING	
Health Services Except Environmental	830,534.80	All Other		Balance January 1, 1988	1,767,981.84
Welfare-Public Assistance	1,379,078.21	CAPITAL DEBT AUTHORIZED, DECEMBER 31, 1988		Transfer From Taxes	527,509.92
Hospitals, Clinics, First Aid	155,140.00	ISSUED AND UNISSUED GROSS DEBT NET DEBT		Redeemed in 1988	874,125.73
Animal, Insect, & Rodent Control	286,803.20	School 119,189,540 2,272,145		Cancelled, Abated or Adjusted (1988)	78,024.78
Other Welfare Services	32,350.00	Self-liquidating 41,355,692 10,483,467		Transfers to Foreclosed Property	1,889.52
RECREATION and CONSERVATION		Other 144,743,654 143,987,889		Balance December 31, 1988	1,341,451.73
Beaches and Boardwalks	2,513,006.37	Total 305,288,837 156,743,502		PROPERTY ACQUIRED BY DEED OR	
Parks, Playgrounds, Shade Trees	1,612,309.84	ISSUED AND OUTSTANDING		FORECLOSURE	
Land Reclamation & Conservation	1,874,730.11	School 100,193,349.25		Balance January 1, 1988	22,698,081.34
Other Recreational Services	2,550,476.76	Self-Liquidating 33,851,931.84		Transfers From Taxes or Liens	2,381.37
EDUCATION (excluding schools)		Other 117,067,971.25		Sale for Cash (1988)	1,140,140.00
Libraries	630,676.00	Total 251,113,252.34		Cancelled, Abated or Adjusted (1988)	1,657,120.00
Other Educational Services	1,527,345.00	EQUALIZED VALUATION BASIS		Balance December 31, 1988	19,903,202.71
STATUTORY EXPENDITURES		FOR NET DEBT COMPUTATION 23,328,133,299.00		CURRENT FINANCES DECEMBER 31, 1988	
Pensions & F. I. C. A.	12,147,554.91	REAL PROPERTY VALUATIONS		ASSETS	
Employee Fringe Benefits	7,834,248.56	Code Class # of Parcels % VAL'N ASSESSED VALUATION		Cash Dec. 31, 1988	139,076,184.69
Other Statutory Expenditures	282,845.50	1 Vacant Land		Taxes Receivable	20,482,698.49
CETA And Other Public Employment Programs		2 Residential		Tax Title Liens	1,341,451.73
MUNICIPAL FUNCTIONS TOTAL	169,385,222.53	3 Farm		Foreclosed Property	19,903,202.71
CAPITAL IMPROVEMENTS *MEMO*	1,801,000.00	4a Commercial (SEE PAGE 35)		Emergencies & Other Deferred Charges	5,154,319.61
DEBT SERVICE		4b Industrial		State and Federal Aid Receivable	1,558,066.67
Principal Payments	3,541,312.45	4c Apartments		Other Receivables	6,809,013.78
Interest Payments	3,655,901.96	Total		Total	194,324,937.68
DEFERRED CHARGES	3,159,179.69	Land Area 637.09 Sq. Miles		LIABILITIES, RESERVES, AND SURPLUS	
SCHOOL, COUNTY, SPECIAL DISTRICT TAXES	338,175,857.78	Net Valuation Taxable-Municipal	17,505,557,436.00	Cash Liabilities	84,299,891.39
RESERVE FOR UNCOLLECTED TAXES	18,395,149.51	Net Valuation Taxable-County	24,355,483,395.00	Reserves for Receivables	48,515,144.25
EXPENDITURES TOTAL	546,312,957.26	State Equalized Valuation	29,453,160,782.00	Surplus Dec. 31, 1988	61,509,902.04
		State Equalization Ratio		Total	194,324,937.68

Population 1980 447,585
 Population 1988 463,408
 S & P Rating
 Moody Rating

General Tax Rate Per \$100.

State Equalized Tax Rate

SUMMARY PASSAIC COUNTY MUNICIPALITIES

PER CAPITA.

Gross Debt 821.32
 Net Debt 403.40
 Debt Service 61.12
 Total Tax Levy 901.02
 Municipal Expenditures 531.43

PER CENT

Gross Debt 2.18
 Net Debt 1.07
 Tax Levy Collected 97.40
 Tax Levy Cancelled, Abated or Adjusted .32

EXPENDITURES		REVENUES-REALIZED		1988 PROPERTY TAX	
GENERAL GOVERNMENT				STATE EQUALIZED TAX RATE	
Governing Body & Public Boards	1,482,563.17	1988 Property Taxes Collected	403,279,478.12	Local District School Taxes	163,390,207.24
Municipal Clerk	1,104,464.69	1988 Payments in Lieu of Taxes	3,030,502.36	Regional & Consolidated School Tax	16,713,205.41
Financial Administration	2,407,331.00	Delinquent Tax & Lien Collections	9,111,734.99	School Taxes in Municipal Budget	1,385,125.00
Assessment of Taxes	1,125,518.89	Business Personalty Replacement Taxes	10,506,995.64	County Taxes	91,076,269.17
Collection of Taxes	1,601,649.75	Taxes from Public Utilities	25,599,710.70	County Library Taxes	
Planning, Housing & Development	5,053,597.44	Other Miscellaneous Tax Revenues		Local Municipal Purpose Taxes	131,971,009.89
Human Resources	7,649,341.63	State Aid Revenues	47,381,723.72	Veteron & Senior Citizen Taxes	3,540,500.00
Elections	233,873.92	Federal Aid Revenues	1,309,170.93	Total Taxes for Rate Computation	413,588,076.71
General Administration (other)	22,421,777.55	State and Local Fiscal Assistance Act Utilized	11,525.20	Special District Taxes	2,445,148.00
JUDICIARY		Sale of Acquired Property	889,448.00	Bank Corp. Taxes	1,452,760.13
Municipal Courts	2,351,724.14	Other Miscellaneous Revenues	34,445,637.04	Added and Omitted Taxes	3,596,083.38
PUBLIC SAFETY		Total	535,535,926.75	Total Taxes Levied - ABSTRACT	417,541,473.22
Fire Protection	23,055,039.32	Prior Years Surplus Appropriated	12,784,683.03	Total Taxes Billed	414,030,681.41
Police Protection	42,745,823.01	REVENUES TOTAL	543,320,609.83	1988 TAXES COLLECTED	403,279,478.12
Civil Defense & Disaster Control	192,355.00	Reserve For Uncollected Taxes	15,361,107.41	1988 Taxes Cancelled, Abated or Adjusted	1,321,302.03
Environmental Inspection & Control	1,551,879.94	CAPITAL OUTLAY TOTAL	32,240,956.88	Transfer to Tax Title Liens or Foreclosed	938,234.72
Other Public Safety	206,935.00	Public Enterprises	4,192,988.10	Balance Outstanding Dec. 31, 1988	3,491,665.69
PUBLIC WORKS		Recreation—Culture	1,393,357.78	PRIOR YEARS TAXES OUTSTANDING	
Streets and Drainage	14,039,831.33	Public Works	18,636,935.80	Balance January 1, 1988	3,337,239.54
Sewers and Sewage Processing	35,989,937.60	Buildings and Grounds	4,957,505.17	Collected in 1988	7,843,777.36
Gorbage and Trash Disposal	9,576,701.03	Library and Education	5,317,128.89	Cancelled, Abated or Adjusted 1988	390,691.65
Public Buildings and Grounds	3,497,788.78	Conservation		Transfers to Tax Title Liens or Foreclosed	236,571.22
Other Public Works	1,631,934.85	All Other		Balance December 31, 1988	361,249.31
HEALTH and WELFARE		CAPITAL DEBT AUTHORIZED, DECEMBER 31, 1988		TAX TITLE LIENS OUTSTANDING	
Health Services Except Environmental	5,401,062.03	ISSUED AND UNISSUED		Balance January 1, 1988	3,466,764.70
Welfare-Public Assistance	765,631.34	SCHOOL	87,224,409	Transfer From Taxes	1,225,363.14
Hospitals, Clinics, First Aid	11,000.00	Self-liquidating	85,251,975	Redeemed in 1988	1,270,958.00
Animal, Insect, & Rodent Control	280,639.00	Other	208,360,865	Cancelled, Abated or Adjusted (1988)	299,319.37
Other Welfare Services	1,323,530.82	Total	380,837,250	Transfers to Foreclosed Property	316.89
RECREATION and CONSERVATION		ISSUED AND OUTSTANDING		Balance December 31, 1988	3,121,733.58
Beaches and Boardwalks		School	79,535,134.60	PROPERTY ACQUIRED BY DEED OR	
Parks, Playgrounds, Shade Trees	2,040,858.58	Self-Liquidating	77,177,867.42	FORECLOSURE	
Land Reclamation & Conservation	379,304.89	Other	182,374,180.90	Balance January 1, 1988	5,819,196.00
Other Recreational Services	2,298,634.12	Total	339,037,182.92	Transfers From Taxes or Liens	324.79
EDUCATION (excluding schools)		EQUALIZED VALUATION BASIS		Sale for Cash (1988)	921,000.00
Libraries	6,212,089.02	FOR NET DEBT COMPUTATION	17,435,031,587.33	Cancelled, Abated or Adjusted (1988)	622,000.00
Other Educational Services	132,218.79	REAL PROPERTY VALUATIONS		Balance December 31, 1988	4,275,920.79
STATUTORY EXPENDITURES		Code Class # of Parcels % VAL'N		CURRENT FINANCES DECEMBER 31, 1988	
Pensions & F. I. C. A.	17,995,490.02	1 Vacant Land		ASSETS	
Employee Fringe Benefits	6,175,516.44	2 Residential		Cash Dec. 31, 1988	82,816,099.52
Other Statutory Expenditures	135,443.00	3 Farm		Taxes Receivable	8,852,915.00
CETA And Other Public Employment Programs		4a Commercial (SEE PAGE 37)		Tax Title Liens	3,121,733.58
MUNICIPAL FUNCTIONS TOTAL	221,077,142.09	4b Industrial		Foreclosed Property	4,275,920.79
CAPITAL IMPROVEMENTS *MEMO*	1,274,667.79	4c Apartments		Emergencies & Other Deferred Charges	5,073,057.83
DEBT SERVICE		Total		State and Federal Aid Receivable	4,150,076.74
Principal Payments	15,927,167.41	Land Area 192.01 Sq. Miles		Other Receivables	3,659,121.78
Interest Payments	12,396,727.32	Net Valuation Taxable-Municipal	9,334,961,787.00	Total	111,953,925.24
TYPE I SCHL DEBT *MEMO	8,100,152.50	Net Valuation Taxable-County	18,226,427,945.00	LIABILITIES, RESERVES, AND SURPLUS	
DEFERRED CHARGES	4,677,539.62	State Equalized Valuation	21,260,602,869.00	Cash Liabilities	65,775,437.25
SCHOOL, COUNTY, SPECIAL DISTRICT TAXES	280,521,014.82	State Equalization Ratio		Reserves for Receivables	19,611,962.59
RESERVE FOR UNCOLLECTED TAXES	15,361,107.41			Surplus Dec. 31, 1988	26,566,525.40
EXPENDITURES TOTAL	549,960,698.67			Total	111,953,925.24

1779

Population 1980 64,676
 Population 1988 66,254
 S & P Rating
 Moody Rating

General Tax Rate Per \$100.

State Equalized Tax Rate

SUMMARY SALEM COUNTY MUNICIPALITIES

PER CAPITA:		PER CENT:	
Gross Debt	446.02	Gross Debt	1.88
Net Debt	50.78	Net Debt	.21
Debt Service	15.09	Tax Levy Collected	90.14
Total Tax Levy	578.52	Tax Levy Cancelled, Abated or Adjusted	.18
Municipal Expenditures	529.71		

EXPENDITURES		REVENUES-REALIZED		1988 PROPERTY TAX	
GENERAL GOVERNMENT				STATE EQUALIZED TAX RATE →	
Governing Body & Public Boards	101,750.00	1988 Property Taxes Collected		Local District School Taxes	14,321,192.63
Municipal Clerk	73,530.00	1988 Payments in Lieu of Taxes		Regional & Consolidated School Tax	5,700,846.29
Financial Administration	664,043.76	Delinquent Tax & Lien Collections		School Taxes in Municipal Budget	31,877.63
Assessment of Taxes	488,465.19	Business Personalty Replacement Taxes		County Taxes	14,275,075.50
Collection of Taxes	393,528.32	Taxes from Public Utilities		County Library Taxes	
Planning, Housing & Development	366,123.73	Other Miscellaneous Tax Revenues		Local Municipal Purpose Taxes	3,235,075.05
Human Resources	521,713.29	State Aid Revenues		Veteran & Senior Citizen Taxes	733,650.00
Elections	4,736.00	Federal Aid Revenues		Total Taxes for Rate Computation	38,297,717.10
General Administration (other)	5,805,412.51	State and Local Fiscal Assistance Act Utilized		Special District Taxes	234,767.96
JUDICIARY		Sale of Acquired Property		Bank Corp. Taxes	148,256.62
Municipal Courts	662,410.53	Other Miscellaneous Revenues		Added and Omitted Taxes	382,120.33
PUBLIC SAFETY		Total		Total Taxes Levied - ABSTRACT	38,329,212.01
Fire Protection	904,352.66	Prior Years Surplus Appropriated		Total Taxes Billed	38,216,479.61
Police Protection	5,053,494.33	REVENUES		1988 TAXES COLLECTED	34,448,982.36
Civil Defense & Disaster Control	35,335.00	Reserve For Uncollected Taxes		1988 Taxes Cancelled, Abated or Adjusted	69,063.40
Environmental Inspection & Control	410,451.93	CAPITAL OUTLAY		Transfer to Tax Title Liens or Foreclosed	250,148.79
Other Public Safety		TOTAL		Balance Outstanding Dec. 31, 1988	3,448,285.06
PUBLIC WORKS				PRIOR YEARS TAXES OUTSTANDING	
Streets and Drainage	4,563,879.39	Public Enterprises		Balance January 1, 1988	3,045,608.81
Sewers and Sewage Processing	364,658.00	Recreation—Culture		Collected in 1988	2,886,017.45
Garbage and Trash Disposal	2,009,152.15	Public Works		Cancelled, Abated or Adjusted 1988	23,001.95
Public Buildings and Grounds	1,121,446.53	Buildings and Grounds		Transfers to Tax Title Liens or Foreclosed	30,563.29
Other Public Works	96,633.41	Library and Education		Balance December 31, 1988	106,026.12
HEALTH and WELFARE		Conservation		TAX TITLE LIENS OUTSTANDING	
Health Services Except Environmental	165,567.04	All Other		Balance January 1, 1988	1,139,307.74
Welfare-Public Assistance	151,729.62	CAPITAL DEBT AUTHORIZED, DECEMBER 31, 1988		Balance January 1, 1988	285,977.98
Hospitals, Clinics, First Aid	53,550.00	ISSUED AND UNISSUED		Transfer From Taxes	295,244.61
Animal, Insect, & Rodent Control	233,992.00	GROSS DEBT		Redeemed in 1988	295,244.61
Other Welfare Services		NET DEBT		Cancelled, Abated or Adjusted (1988)	24,621.50
RECREATION and CONSERVATION				Transfers to Foreclosed Property	158,625.02
Beaches and Boardwalks	6,000.00	SCHOOL		Balance December 31, 1988	946,794.59
Parks, Playgrounds, Shade Trees	99,643.54	Self-Liquidating		PROPERTY ACQUIRED BY DEED OR FORECLOSURE	
Land Reclamation & Conservation	31,593.10	Other		Balance January 1, 1988	974,095.98
Other Recreational Services	900,241.03	Total		Transfers From Taxes or Liens	158,625.92
EDUCATION (excluding schools)				Sale for Cash (1988)	32,125.00
Libraries	189,630.00	ISSUED AND OUTSTANDING		Cancelled, Abated or Adjusted (1988)	
Other Educational Services	1,659,431.14	SCHOOL		Balance December 31, 1988	1,100,596.90
STATUTORY EXPENDITURES		Self-Liquidating		CURRENT FINANCES DECEMBER 31, 1988	
Pensions & F. I. C. A.	1,475,732.63	Other		ASSETS	
Employee Fringe Benefits	1,257,337.19	Total		Cash Dec. 31, 1988	17,457,729.04
Other Statutory Expenditures	48,330.70			Taxes Receivable	3,554,311.18
CETA And Other Public Employment Programs		EQUALIZED VALUATION BASIS		Tax Title Liens	946,794.59
MUNICIPAL FUNCTIONS	30,039,505.32	FOR NET DEBT COMPUTATION		Foreclosed Property	1,100,596.90
CAPITAL IMPROVEMENTS	2,202,842.00	REAL PROPERTY VALUATIONS		Emergencies & Other Deferred Charges	604,985.50
DEBT SERVICE		Code Class # of Parcels % VAL'N		State and Federal Aid Receivable	124,945.44
Principal Payments	706,813.40	1 Vacant Land		Other Receivables	947,989.69
Interest Payments	293,206.47	2 Residential		Total	24,737,352.34
DEFERRED CHARGES	213,747.58	3 Farm		LIABILITIES, RESERVES, AND SURPLUS	
SCHOOL, COUNTY, SPECIAL DISTRICT TAXES	34,563,760.01	4a Commercial (SEE PAGE 39)		Cash Liabilities	6,128,906.44
RESERVE FOR UNCOLLECTED TAXES	3,842,041.23	4b Industrial		Reserves for Receivables	6,410,906.75
EXPENDITURES	69,659,079.01	4c Apartments		Surplus Dec. 31, 1988	12,197,539.15
		Total		Total	24,737,352.34
		Land Area 346.56 Sq. Miles			
		Net Valuation Taxable-Municipal			
		Net Valuation Taxable-County			
		State Equalized Valuation			
		State Equalization Ratio			

1899

Population 1980 203,129

Population 1988 227,312

S & P Rating

Maody Rating

General Tax Rate Per \$100.

State Equalized Tax Rate

SUMMARY SOMERSET COUNTY MUNICIPALITIES

PER CAPITA:

Gross Debt 1,035.01

Net Debt 613.12

Debt Service 60.48

Total Tax Levy 1,323.61

Municipal Expenditures 523.61

PER CENT:

Gross Debt 1.50

Net Debt .89

Tax Levy Collected 97.04

Tax Levy Cancelled, Abated

or Adjusted .30

EXPENDITURES		REVENUES-REALIZED		1988 PROPERTY TAX	
GENERAL GOVERNMENT				STATE EQUALIZED TAX RATE →	
Governing Body & Public Boards	133,727.00	1988 Property Taxes Collected	293,970,083.44	Local District School Taxes	121,331,146.25
Municipal Clerk	330,370.00	1988 Payments in Lieu of Taxes	113,135.00	Regional & Consolidated School Tax	38,396,871.29
Financial Administration	1,663,321.98	Delinquent Tax & Lien Collections	9,104,959.16	School Taxes in Municipal Budget	
Assessment of Taxes	833,763.00	Business Personalty Replacement Taxes	4,996,775.87	County Taxes	79,544,000.00
Collection of Taxes	1,153,638.85	Taxes from Public Utilities	19,433,391.20	County Library Taxes	2,564,962.00
Planning, Housing & Development	2,298,139.00	Other Miscellaneous Tax Revenues		Local Municipal Purpose Taxes	50,033,576.55
Human Resources	674,802.28	State Aid Revenues	2,834,832.22	Veteran & Senior Citizen Taxes	1,607,500.00
Elections	46,448.85	Federal Aid Revenues	10,000.00	Total Taxes for Rate Computation	293,978,056.09
General Administration (other)	14,623,797.72	State and Local Fiscal Assistance Act Utilized	11,923.38	Special District Taxes	2,675,678.31
JUDICIARY		Sale of Acquired Property	151,783.00	Bank Corp. Taxes	546,212.20
Municipal Courts	1,330,640.44	Other Miscellaneous Revenues	22,331,163.53	Added and Omitted Taxes	5,280,518.73
PUBLIC SAFETY		Total	353,553,102.45	Total Taxes Levied - ABSTRACT	300,872,965.63
Fire Protection	3,997,964.01	Prior Years Surplus Appropriated	22,559,329.09	Total Taxes Billed	302,944,088.34
Police Protection	20,875,001.57	REVENUES TOTAL	376,117,431.54	1988 TAXES COLLECTED	293,970,088.44
Civil Defense & Disaster Control	45,808.11	Reserve For Uncollected Taxes	13,477,959.51	1988 Taxes Cancelled, Abated or Adjusted	908,573.78
Environmental Inspection & Control	2,475,306.18	CAPITAL OUTLAY TOTAL	22,350,506.14	Transfer to Tax Title Liens or Foreclosed	333,703.46
Other Public Safety				Balance Outstanding Dec. 31, 1988	7,731,722.66
PUBLIC WORKS				PRIOR YEARS TAXES OUTSTANDING	
Streets and Drainage	12,314,536.36	Public Enterprises	2,370,180.41	Balance January 1, 1988	9,660,060.97
Sewers and Sewage Processing	2,266,629.50	Recreation—Culture	299,393.23	Collected in 1988	8,931,561.93
Garbage and Trash Disposal	3,235,608.87	Public Works	10,027,670.22	Cancelled, Abated or Adjusted 1988	69,369.21
Public Buildings and Grounds	2,045,226.50	Buildings and Grounds	9,506,314.91	Transfers to Tax Title Liens or Foreclosed	44,351.32
Other Public Works	473,583.00	Library and Education	146,947.36	Balance December 31, 1988	614,678.46
HEALTH and WELFARE		Conservation		TAX TITLE LIENS OUTSTANDING	
Health Services Except Environmental	1,834,614.59	All Other		Balance January 1, 1988	668,747.50
Welfare-Public Assistance	839,519.60	CAPITAL DEBT AUTHORIZED, DECEMBER 31, 1988		Transfer From Taxes	324,341.31
Hospitals, Clinics, First Aid	92,175.00	ISSUED AND UNISSUED		Redeemed in 1988	173,297.13
Animal, Insect, & Rodent Control	162,236.00	School	73,609,337	Cancelled, Abated or Adjusted (1988)	1,558.30
Other Welfare Services		Self-liquidating	12,772,521	Transfers to Foreclosed Property	21,710.17
RECREATION and CONSERVATION		Other	143,339,166	Balance December 31, 1988	856,523.16
Beaches and Boardwalks		Total	235,271,075	PROPERTY ACQUIRED BY DEED OR FORECLOSURE	
Parks, Playgrounds, Shade Trees	846,322.25	ISSUED AND OUTSTANDING		Balance January 1, 1988	2,522,665.53
Land Reclamation & Conservation	1,794,436.49	School	44,060,053.40	Transfers From Taxes or Liens	21,710.17
Other Recreational Services	1,767,392.33	Self-Liquidating	9,454,615.00	Sale for Cash (1988)	70,000.00
EDUCATION (excluding schools)		Other	33,661,702.95	Cancelled, Abated or Adjusted (1988)	513,564.00
Libraries	1,770,165.35	Total	137,176,376.35	Balance December 31, 1988	1,960,312.00
Other Educational Services	19,520.00	EQUALIZED VALUATION BASIS		CURRENT FINANCES DECEMBER 31, 1988	
STATUTORY EXPENDITURES		FOR NET DEBT COMPUTATION	15,665,446,557.66	ASSETS	
Pensions & F. I. C. A.	6,811,448.85	REAL PROPERTY VALUATIONS		Cash Dec. 31, 1988	62,640,310.39
Employee Fringe Benefits	3,153,946.54	Code Class # of Parcels % VAL'N		Taxes Receivable	8,346,401.12
Other Statutory Expenditures	62,710.57	1 Vacant Land		Tax Title Liens	856,523.16
CETA And Other Public Employment Programs		2 Residential		Foreclosed Property	1,960,312.00
MUNICIPAL FUNCTIONS TOTAL	89,977,930.79	3 Farm		Emergencies & Other Deferred Charges	1,701,712.06
CAPITAL IMPROVEMENTS *MEMO*	4,436,148.50	4a Commercial (SEE PAGE 41)		State and Federal Aid Receivable	137,616.76
DEBT SERVICE		4b Industrial		Other Receivables	1,870,362.51
Principal Payments	8,414,634.14	4c Apartments		Total	77,514,238.00
Interest Payments	5,333,220.86	Total		LIABILITIES, RESERVES, AND SURPLUS	
DEFERRED CHARGES	1,819,158.94	Land Area 305.55 Sq. Miles		Cash Liabilities	25,646,917.58
SCHOOL, COUNTY, SPECIAL DISTRICT TAXES	245,012,658.35	Net Valuation Taxable-Municipal	11,302,292,318.00	Reserves for Receivables	12,926,972.59
RESERVE FOR UNCOLLECTED TAXES	13,477,959.51	Net Valuation Taxable-County	16,832,284,263.00	Surplus Dec. 31, 1988	38,940,347.63
EXPENDITURES TOTAL	364,035,582.59	State Equalized Valuation	19,632,370,793.00	Total	77,514,238.00
		State Equalization Ratio			

1999

Population 1980 116,119
 Population 1988 126,633
 S & P Rating
 Maody Rating

General Tax Rate Per \$100.

State Equalized Tax Rate

SUMMARY SUSSEX COUNTY MUNICIPALITIES

PER CAPITA:		PER CENT:	
Gross Debt	933.24	Gross Debt	2.03
Net Debt	237.18	Net Debt	.52
Debt Service	26.31	Tax Levy Collected	96.20
Total Tax Levy	1,076.95	Tax Levy Cancelled, Abated or Adjusted	.40
Municipal Expenditures	424.76		

EXPENDITURES		REVENUES-REALIZED		1988 PROPERTY TAX	
GENERAL GOVERNMENT				STATE EQUALIZED TAX RATE	
Governing Body & Public Boards	34,650.00	1988 Property Taxes Collected	128,742,534.28	Local District School Taxes	53,645,468.89
Municipal Clerk	78,600.00	1988 Payments in Lieu of Taxes	10,901.34	Regional & Consolidated School Tax	22,312,820.73
Financial Administration	890,785.76	Delinquent Tax & Lien Collections	6,133,812.69	School Taxes in Municipal Budget	
Assessment of Taxes	1,266,349.53	Business Personality Replacement Taxes	1,265,762.49	County Taxes	* 31,738,394.00
Collection of Taxes	944,044.66	Taxes from Public Utilities	6,638,814.60	County Library Taxes	1,872,208.00
Planning, Housing & Development	990,296.11	Other Miscellaneous Tax Revenues	735,303.37	Local Municipal Purpose Taxes	23,844,657.72
Human Resources	389,426.46	State Aid Revenues	2,078,202.38	Veteran & Senior Citizen Taxes	934,850.00
Elections	57,109.73	Federal Aid Revenues		Total Taxes for Rate Computation	134,348,399.34
General Administration (other)	5,706,031.36	State and Local Fiscal Assistance Act Utilized	7,376.58	Special District Taxes	49,500.00
JUDICIARY		Sale of Acquired Property		Bank Corp. Taxes	362,019.21
Municipal Courts	817,701.80	Other Miscellaneous Revenues		Added and Omitted Taxes	2,551,957.71
PUBLIC SAFETY		Total	155,441,578.27	Total Taxes Levied - ABSTRACT	136,377,026.26
Fire Protection	1,285,747.52	Prior Years Surplus Appropriated	8,505,094.84	Total Taxes Billed	133,829,728.73
Police Protection	7,721,250.07	REVENUES TOTAL	163,946,673.11	1988 TAXES COLLECTED	128,742,534.28
Civil Defense & Disaster Control	29,569.80	Reserve For Uncollected Taxes	9,265,913.75	1988 Taxes Cancelled, Abated or Adjusted	533,027.21
Environmental Inspection & Control	1,009,630.16	CAPITAL OUTLAY TOTAL	9,004,773.95	Transfer to Tax Title Liens or Foreclosed	295,581.20
Other Public Safety				Balance Outstanding Dec. 31, 1988	6,674,906.04
PUBLIC WORKS				PRIOR YEARS TAXES OUTSTANDING	
Streets and Drainage	6,967,271.91	Public Enterprises	2,045,547.08	Balance January 1, 1988	6,497,038.01
Sewers and Sewage Processing	226,901.79	Recreation—Culture	389,654.33	Collected in 1988	5,891,531.63
Garbage and Trash Disposal	1,649,220.23	Public Works	3,438,565.75	Cancelled, Abated or Adjusted 1988	269,312.29
Public Buildings and Grounds	1,090,043.27	Buildings and Grounds	3,131,006.79	Transfers to Tax Title Liens or Foreclosed	76,801.65
Other Public Works	1,286,727.43	Library and Education		Balance December 31, 1988	259,392.44
HEALTH and WELFARE		Conservation		TAX TITLE LIENS OUTSTANDING	
Health Services Except Environmental	832,927.82	All Other		Balance January 1, 1988	2,400,602.52
Welfare-Public Assistance	136,538.50	CAPITAL DEBT AUTHORIZED, DECEMBER 31, 1988		Transfer From Taxes	362,467.14
Hospitals, Clinics, First Aid	9,700.00	ISSUED AND UNISSUED		Redeemed in 1988	242,281.16
Animal, Insect, & Rodent Control	148,016.24	School	55,130,949	Cancelled, Abated or Adjusted (1988)	11,196.60
Other Welfare Services		Self-liquidating	31,959,115	Transfers to Foreclosed Property	1,020,517.11
RECREATION and CONSERVATION		Other	31,088,561	Balance December 31, 1988	1,489,074.79
Beaches and Boardwalks	35,579.00	Total	118,178,626	PROPERTY ACQUIRED BY DEED OR FORECLOSURE	
Parks, Playgrounds, Shade Trees	159,799.75	ISSUED AND OUTSTANDING		Balance January 1, 1988	12,170,546.67
Land Reclamation & Conservation	465,268.72	School	50,024,014.71	Transfers From Taxes or Liens	1,046,839.79
Other Recreational Services	638,360.81	Self-Liquidating	10,572,449.50	Sale for Cash (1988)	81,500.00
EDUCATION (excluding schools)		Other	25,901,547.26	Cancelled, Abated or Adjusted (1988)	247,000.00
Libraries	297,635.00	Total	86,498,011.47	Balance December 31, 1988	12,888,886.46
Other Educational Services	215,350.00	EQUALIZED VALUATION BASIS		CURRENT FINANCES DECEMBER 31, 1988	
STATUTORY EXPENDITURES		FOR NET DEBT COMPUTATION	5,811,990,531.67	ASSETS	
Pensions & F. I. C. A.	2,504,471.23	REAL PROPERTY VALUATIONS		Cash Dec. 31, 1988	25,892,999.24
Employee Fringe Benefits	1,727,412.90	Code Class # of Parcels % VAL'N	ASSESSED VALUATION	Taxes Receivable	6,934,298.48
Other Statutory Expenditures	51,601.00	1 Vacant Land		Tax Title Liens	1,489,074.79
CETA And Other Public Employment Programs		2 Residential		Foreclosed Property	12,888,886.46
MUNICIPAL FUNCTIONS TOTAL	39,664,674.21	3 Farm		Emergencies & Other Deferred Charges	1,151,602.51
CAPITAL IMPROVEMENTS *MEMO*	1,230,772.61	4a Commercial (SEE PAGE 43)		State and Federal Aid Receivable	234,282.05
DEBT SERVICE		4b Industrial		Other Receivables	1,186,477.47
Principal Payments	2,205,732.96	4c Apartments		Total	49,777,621.00
Interest Payments	1,126,153.72	Total		LIABILITIES, RESERVES, AND SURPLUS	
DEFERRED CHARGES	1,525,790.94	Land Area 524.71 Sq. Miles		Cash Liabilities	11,417,487.16
SCHOOL, COUNTY, SPECIAL DISTRICT TAXES	109,619,391.62	Net Valuation Taxable-Municipal	4,677,112,825.00	Reserves for Receivables	22,422,844.52
RESERVE FOR UNCOLLECTED TAXES	9,265,913.75	Net Valuation Taxable-County	6,152,118,182.00	Surplus Dec. 31, 1988	15,937,289.32
EXPENDITURES TOTAL	163,406,707.20	State Equalized Valuation	7,185,664,296.00	Total	49,777,621.00
		State Equalization Ratio			

2099

Population 1980 504,094
 Population 1988 499,727
 S & P Rating
 Moody Rating

General Tax Rate Per \$100.

State Equalized Tax Rate

SUMMARY UNION COUNTY MUNICIPALITIES

PER CAPITA.

Gross Debt 585.32
 Net Debt 344.86
 Debt Service 54.39
 Total Tax Levy 1,070.49
 Municipal Expenditures 667.79

PER CENT

Gross Debt 1.18
 Net Debt .69
 Tax Levy Collected 97.49
 Tax Levy Cancelled, Abated or Adjusted .14

EXPENDITURES		REVENUES-REALIZED		1988 PROPERTY TAX	
GENERAL GOVERNMENT				STATE EQUALIZED TAX RATE →	
Governing Body & Public Boards	1,056,741.00	1988 Property Taxes Collected 521,307,698.93		Local District School Taxes 209,807,505.00	
Municipal Clerk	878,855.81	1988 Payments in Lieu of Taxes 4,299,573.87		Regional & Consolidated School Tax 45,965,114.01	
Financial Administration	3,131,794.05	Delinquent Tax & Lien Collections 11,215,938.38		School Taxes in Municipal Budget 3,390,423.25	
Assessment of Taxes	1,787,632.52	Business Personalty Replacement Taxes 14,244,444.08		County Taxes 103,094,000.00	
Collection of Taxes	1,456,894.84	Taxes from Public Utilities 44,056,503.00		County Library Taxes	
Planning, Housing & Development	1,591,306.18	Other Miscellaneous Tax Revenues 13,953,518.11		Local Municipal Purpose Taxes 164,706,240.60	
Human Resources	8,373,056.58	State Aid Revenues 37,843,650.94		Veteran & Senior Citizen Taxes 4,571,750.00	
Elections	91,897.80	Federal Aid Revenues 9,494.16		Total Taxes for Rate Computation 536,535,033.46	
General Administration (other)	26,338,355.62	State and Local Fiscal Assistance Act Utilized 40,981.31		Special District Taxes	
JUDICIARY		Sale of Acquired Property 37,600.00		Bank Corp. Taxes 896,333.92	
Municipal Courts	2,803,980.46	Other Miscellaneous Revenues 33,284,713.35		Added and Omitted Taxes 2,091,770.68	
PUBLIC SAFETY		Total 680,294,116.13		Total Taxes Levied - ABSTRACT 534,951,888.06	
Fire Protection	37,839,938.87	Prior Years Surplus Appropriated 18,430,400.00		Total Taxes Billed 534,736,345.17	
Police Protection	56,005,905.92	REVENUES TOTAL 698,724,516.13		1988 TAXES COLLECTED 521,307,698.93	
Civil Defense & Disaster Control	227,118.93	Reserve For Uncollected Taxes 19,733,349.08		1988 Taxes Cancelled, Abated or Adjusted 750,295.02	
Environmental Inspection & Control	3,184,525.83	CAPITAL OUTLAY TOTAL 26,895,645.90		Transfer to Tax Title Liens or Foreclosed Balance Outstanding Dec. 31, 1988 785,425.54	
Other Public Safety	51,025.00			Balance Outstanding Dec. 31, 1988 11,893,425.63	
PUBLIC WORKS				PRIOR YEARS TAXES OUTSTANDING	
Streets and Drainage	20,624,195.54	Public Enterprises 219,782.08		Balance January 1, 1988 10,827,892.12	
Sewers and Sewage Processing	16,152,774.54	Recreation—Culture 107,669.63		Collected in 1988 10,119,247.02	
Garbage and Trash Disposal	29,141,144.00	Public Works 17,095,888.64		Cancelled, Abated or Adjusted 1988 187,804.27	
Public Buildings and Grounds	5,270,041.96	Buildings and Grounds 6,871,931.75		Transfers to Tax Title Liens or Foreclosed 194,656.25	
Other Public Works	3,327,676.00	Library and Education 2,594,374.94		Balance December 31, 1988 326,183.98	
HEALTH and WELFARE		Conservation 4,500.00		TAX TITLE LIENS OUTSTANDING	
Health Services Except Environmental	4,558,979.37	All Other		Balance January 1, 1988 2,954,797.40	
Welfare-Public Assistance	1,580,293.14	CAPITAL DEBT AUTHORIZED, DECEMBER 31, 1988		Transfer From Taxes 1,041,963.77	
Hospitals, Clinics, First Aid	9,500.00	ISSUED AND UNISSUED GROSS DEBT NET DEBT		Redeemed in 1988 1,115,101.02	
Animal, Insect, & Rodent Control	270,900.10	School 81,778,400		Cancelled, Abated or Adjusted (1988)	
Other Welfare Services	424,260.00	Self-liquidating 39,604,073 1,522,256		Transfers to Foreclosed Property 119,140.42	
RECREATION and CONSERVATION		Other 171,117,695 170,815,782		Balance December 31, 1988 2,762,524.73	
Beaches and Boardwalks		Total 292,500,168 172,333,038		PROPERTY ACQUIRED BY DEED OR FORECLOSURE	
Parks, Playgrounds, Shade Trees	2,071,970.58	ISSUED AND OUTSTANDING		Balance January 1, 1988 8,706,053.54	
Land Reclamation & Conservation	702,111.51	School 68,021,000.00		Transfers From Taxes or Liens 119,140.42	
Other Recreational Services	5,004,954.93	Self-Liquidating 20,765,763.00		Sale for Cash (1988) 270,973.64	
EDUCATION (excluding schools)		Other 129,918,666.34		Cancelled, Abated or Adjusted (1988)	
Libraries	9,152,086.41	Total 213,705,429.34		Balance December 31, 1988 8,554,220.32	
Other Educational Services	56,269.00	EQUALIZED VALUATION BASIS		CURRENT FINANCES DECEMBER 31, 1988	
STATUTORY EXPENDITURES		FOR NET DEBT COMPUTATION 24,836,953,831.33		ASSETS	
Pensions & F. I. C. A.	24,453,423.00	REAL PROPERTY VALUATIONS		Cash Dec. 31, 1988 109,764,193.05	
Employee Fringe Benefits	12,352,647.59	Code Class # of Parcels % VAL'N ASSESSED VALUATION		Taxes Receivable 12,219,609.66	
Other Statutory Expenditures	75,200.00	1 Vacant Land		Tax Title Liens 2,762,524.73	
CETA And Other Public Employment Programs		2 Residential		Foreclosed Property 8,554,220.32	
MUNICIPAL FUNCTIONS TOTAL 280,047,507.08		3 Farm		Emergencies & Other Deferred Charges 3,923,948.95	
CAPITAL IMPROVEMENTS *MEMO* 2,714,293.00		4a Commercial (SEE PAGE 45)		State and Federal Aid Receivable 2,741,871.39	
DEBT SERVICE		4b Industrial		Other Receivables 3,552,436.41	
Principal Payments 14,863,438.39		4c Apartments		Total 143,518,809.51	
Interest Payments 12,315,166.83		Total		LIABILITIES, RESERVES, AND SURPLUS	
TYPE I SCHL DEBT *MEMO 7,179,575.06		Land Area 102.93 Sq. Miles		Cash Liabilities 83,308,062.55	
DEFERRED CHARGES 6,751,178.50		Net Valuation Taxable-Municipal 15,300,595,188.00		Reserves for Receivables 26,977,806.04	
SCHOOL, COUNTY, SPECIAL DISTRICT TAXES 367,257,042.86		Net Valuation Taxable-County 25,754,286,429.00		Surplus Dec. 31, 1988 33,232,940.92	
RESERVE FOR UNCOLLECTED TAXES 19,733,349.08		State Equalized Valuation 29,552,780,757.00		Total 143,518,809.51	
EXPENDITURES TOTAL 700,967,682.74		State Equalization Ratio			

1987/3000

* ABOVE DEBT SERVICE INCLUDES TYPE I SCHOOL DEBT

2199

Population 1980 84,429
 Population 1988 88,976
 S & P Rating
 Moody Rating

General Tax Rate Per \$100.

State Equalized Tax Rate

SUMMARY WARREN COUNTY MUNICIPALITIES

PER CAPITA:

Gross Debt 625.06
 Net Debt 160.52
 Debt Service 15.21
 Total Tax Levy 987.19
 Municipal Expenditures 447.46

PER CENT:

Gross Debt 1.52
 Net Debt .39
 Tax Levy Collected 93.73
 Tax Levy Cancelled, Abated or Adjusted .35

EXPENDITURES		REVENUES-REALIZED		1988 PROPERTY TAX	
GENERAL GOVERNMENT				STATE EQUALIZED TAX RATE	
Governing Body & Public Boards	50,314.04	1988 Property Taxes Collected	82,215,582.24	Local District School Taxes	34,847,687.15
Municipal Clerk	70,454.00	1988 Payments in Lieu of Taxes	97,393.51	Regional & Consolidated School Tax	8,003,809.00
Financial Administration	587,252.95	Delinquent Tax & Lien Collections	3,900,777.82	School Taxes in Municipal Budget	
Assessment of Taxes	829,147.85	Business Personalty Replacement Taxes	1,658,823.72	County Taxes	29,921,359.33
Collection of Taxes	525,864.43	Taxes from Public Utilities	8,221,847.00	County Library Taxes	784,126.00
Planning, Housing & Development	1,767,649.82	Other Miscellaneous Tax Revenues		Local Municipal Purpose Taxes	12,087,798.24
Human Resources	379,555.34	State Aid Revenues	2,019,349.51	Veteran & Senior Citizen Taxes	948,470.00
Elections	12,037.74	Federal Aid Revenues	840,000.00	Total Taxes for Rate Computation	86,593,249.72
General Administration (other)	4,831,934.86	State and Local Fiscal Assistance Act Utilized	13,204.74	Special District Taxes	
JUDICIARY		Sale of Acquired Property	101,150.00	Bank Corp. Taxes	261,850.96
Municipal Courts	635,509.33	Other Miscellaneous Revenues	7,173,070.45	Added and Omitted Taxes	1,929,246.56
PUBLIC SAFETY		Total	106,246,203.99	Total Taxes Levied - ABSTRACT	87,835,877.24
Fire Protection	905,121.53	Prior Years Surplus Appropriated	8,164,636.38	Total Taxes Billed	87,716,970.07
Police Protection	5,153,650.76	REVENUES TOTAL	114,410,840.37	1988 TAXES COLLECTED	82,215,582.24
Civil Defense & Disaster Control	20,720.45	Reserve For Uncollected Taxes	6,028,168.84	1988 Taxes Cancelled, Abated or Adjusted	306,282.26
Environmental Inspection & Control	537,632.20	CAPITAL OUTLAY TOTAL	4,399,064.47	Transfer to Tax Title Liens or Foreclosed	196,603.07
Other Public Safety				Balance Outstanding Dec. 31, 1988	4,998,502.50
PUBLIC WORKS				PRIOR YEARS TAXES OUTSTANDING	
Streets and Drainage	4,891,692.87	Public Enterprises	1,067,004.40	Balance January 1, 1988	3,936,685.06
Sewers and Sewage Processing	234,826.85	Recreation—Culture	158,074.04	Collected in 1988	3,644,717.67
Garbage and Trash Disposal	1,981,037.57	Public Works	2,032,219.22	Cancelled, Abated or Adjusted 1988	80,301.07
Public Buildings and Grounds	809,049.08	Buildings and Grounds	1,057,321.71	Transfers to Tax Title Liens or Foreclosed	62,221.03
Other Public Works	13,040.00	Library and Education	84,445.10	Balance December 31, 1988	149,445.29
HEALTH and WELFARE		Conservation		TAX TITLE LIENS OUTSTANDING	
Health Services Except Environmental	50,974.00	All Other		Balance January 1, 1988	688,618.52
Welfare-Public Assistance	79,036.98	CAPITAL DEBT AUTHORIZED, DECEMBER 31, 1988		Transfer From Taxes	268,987.35
Hospitals, Clinics, First Aid	7,425.00	ISSUED AND UNISSUED		Redeemed in 1988	256,060.25
Animal, Insect, & Radent Control	35,430.00	School	19,300,531	Cancelled, Abated or Adjusted (1988)	504.98
Other Welfare Services		Self-liquidating	23,389,638	Transfers to Foreclosed Property	1,140.40
RECREATION and CONSERVATION		Other	12,925,405	Balance December 31, 1988	699,900.24
Beaches and Boardwalks	37,311.46	Total	55,615,574	PROPERTY ACQUIRED BY DEED OR FORECLOSURE	
Parks, Playgrounds, Shade Trees	659,963.14	ISSUED AND OUTSTANDING		Balance January 1, 1988	827,397.72
Land Reclamation & Conservation	59,400.39	School	17,757,900.02	Transfers From Taxes or Liens	1,424.78
Other Recreational Services	377,843.53	Self-Liquidating	3,766,881.56	Sale for Cash (1988)	97,065.00
EDUCATION (excluding schools)		Other	11,143,665.83	Cancelled, Abated or Adjusted (1988)	6,715.00
Libraries	624,469.15	Total	32,668,447.46	Balance December 31, 1988	725,042.50
Other Educational Services	1,274,250.00	EQUALIZED VALUATION BASIS		CURRENT FINANCES DECEMBER 31, 1988	
STATUTORY EXPENDITURES		FOR NET DEBT COMPUTATION	3,660,975,567.00	ASSETS	
Pensions & F. I. C. A.	1,687,223.87	REAL PROPERTY VALUATIONS		Cash Dec. 31, 1988	40,388,509.01
Employee Fringe Benefits	912,163.06	Code Class # of Parcels % VAL'N		Taxes Receivable	5,147,947.79
Other Statutory Expenditures	71,803.50	1 Vacant Land		Tax Title Liens	699,900.24
CETA And Other Public Employment Programs		2 Residential		Foreclosed Property	725,042.50
MUNICIPAL FUNCTIONS TOTAL	30,114,305.95	3 Farm		Emergencies & Other Deferred Charges	1,117,667.72
CAPITAL IMPROVEMENTS *MEMO*	577,620.17	4a Commercial (SEE PAGE 47)		State and Federal Aid Receivable	551,849.63
DEBT SERVICE		4b Industrial		Other Receivables	980,044.68
Principal Payments	933,191.00	4c Apartments		Total	49,610,961.57
Interest Payments	415,295.95	Total		LIABILITIES, RESERVES, AND SURPLUS	
DEFERRED CHARGES	2,317,165.67	Land Area 361.55 Sq. Miles		Cash Liabilities	27,364,622.78
SCHOOL, COUNTY, SPECIAL DISTRICT TAXES	73,556,981.48	Net Valuation Taxable-Municipal	3,536,355,397.00	Reserves for Receivables	7,094,413.81
RESERVE FOR UNCOLLECTED TAXES	6,028,168.84	Net Valuation Taxable-County	3,928,574,551.00	Surplus Dec. 31, 1988	15,151,924.98
EXPENDITURES TOTAL	113,370,108.89	State Equalized Valuation	4,590,070,058.00	Total	49,610,961.57
		State Equalization Ratio			

1330

Population 1980 17,235
 Population 1988 18,937
 S & P Rating
 Moody Rating A

General Tax Rate Per \$100.

4.00

State Equalized Tax Rate

1.89

ABERDEEN TOWNSHIP - MONMOUTH CO.

Form of Government:

Council-Manager Plan E (OMCL 50)

Number of Members on Governing Body - 7

PER CAPITA.

Gross Debt 132.12
 Net Debt 210.74
 Debt Service 39.58
 Total Tax Levy 910.45
 Municipal Expenditures 349.80

PER CENT

Gross Debt .37
 Net Debt .59
 Tax Levy Collected 97.26
 Tax Levy Cancelled, Abated or Adjusted .12

EXPENDITURES		REVENUES-REALIZED		1988 PROPERTY TAX	
GENERAL GOVERNMENT		1988 Property Taxes Collected		STATE EQUALIZED TAX RATE	
Governing Body & Public Boards		1988 Payments in Lieu of Taxes		Local District School Taxes	
Municipal Clerk		Delinquent Tax & Lien Collections		Regional & Consolidated School Tax 1.10	
Financial Administration		Business Personalty Replacement Taxes		School Taxes in Municipal Budget	
Assessment of Taxes		Taxes from Public Utilities		County Taxes .36	
Collection of Taxes		Other Miscellaneous Tax Revenues		County Library Taxes	
Planning, Housing & Development		State Aid Revenues		Local Municipal Purpose Taxes .42	
Human Resources		Federal Aid Revenues		Veteran & Senior Citizen Taxes	
Elections		State and Local Fiscal Assistance Act Utilized		Total Taxes for Rate Computation 1.88	
General Administration (other)		Sole of Acquired Property		Special District Taxes	
JUDICIARY		Other Miscellaneous Revenues		Bank Corp. Taxes	
Municipal Courts		Total		Added and Omitted Taxes	
PUBLIC SAFETY		Prior Years Surplus Appropriated		Total Taxes Levied - ABSTRACT	
Fire Protection		REVENUES		Total Taxes Billed	
Police Protection		Reserve For Uncollected Taxes		1988 TAXES COLLECTED	
Civil Defense & Disaster Control		CAPITAL OUTLAY		1988 Taxes Cancelled, Abated or Adjusted	
Environmental Inspection & Control		TOTAL		Transfer to Tax Title Liens or Foreclosed	
Other Public Safety		Public Enterprises		Balance Outstanding Dec. 31, 1988	
PUBLIC WORKS		Recreation—Culture		PRIOR YEARS TAXES OUTSTANDING	
Streets and Drainage		Public Works		Balance January 1, 1988	
Sewers and Sewage Processing		Buildings and Grounds		Collected in 1988	
Garbage and Trash Disposal		Library and Education		Cancelled, Abated or Adjusted 1988	
Public Buildings and Grounds		Conservation		Transfers to Tax Title Liens or Foreclosed	
Other Public Works		All Other		Balance December 31, 1988	
HEALTH and WELFARE		CAPITAL DEBT AUTHORIZED, DECEMBER 31, 1988		TAX TITLE LIENS OUTSTANDING	
Health Services Except Environmental		ISSUED AND UNISSUED		Balance January 1, 1988	
Welfare-Public Assistance		GROSS DEBT		Transfer From Taxes	
Hospitals, Clinics, First Aid		NET DEBT		Redeemed in 1988	
Animal, Insect, & Rodent Control		School		Cancelled, Abated or Adjusted (1988)	
Other Welfare Services		Self-liquidating		Transfers to Foreclosed Property	
RECREATION and CONSERVATION		Other		Balance December 31, 1988	
Beaches and Boardwalks		Total		PROPERTY ACQUIRED BY DEED OR	
Parks, Playgrounds, Shade Trees		ISSUED AND OUTSTANDING		FORECLOSURE	
Land Reclamation & Conservation		School		Balance January 1, 1988	
Other Recreational Services		Self-Liquidating		Transfers From Taxes or Liens	
EDUCATION (excluding schools)		Other		Sale for Cash (1988)	
Libraries		Total		Cancelled, Abated or Adjusted (1988)	
Other Educational Services		EQUALIZED VALUATION BASIS		Balance December 31, 1988	
STATUTORY EXPENDITURES		FOR NET DEBT COMPUTATION		CURRENT FINANCES DECEMBER 31, 1988	
Pensions & F. I. C. A.		REAL PROPERTY VALUATIONS		ASSETS	
Employee Fringe Benefits		Code Class # of Parcels % VAL'N		Cash Dec. 31, 1988	
Other Statutory Expenditures		ASSESSED VALUATION		Taxes Receivable	
CETA And Other Public Employment Programs		1 Vacant Land 859 2.61		Tax Title Liens	
MUNICIPAL FUNCTIONS TOTAL		2 Residential 5077 79.00		Foreclosed Property	
CAPITAL IMPROVEMENTS *MEMO*		3 Farm 15 .06		Emergencies & Other Deferred Charges	
DEBT SERVICE		4a Commercial 149 10.12		State and Federal Aid Receivable	
Principal Payments		4b Industrial 6 4.45		Other Receivables	
Interest Payments		4c Apartments 10 3.75		Total	
DEFERRED CHARGES		Total 6126		LIABILITIES, RESERVES, AND SURPLUS	
SCHOOL, COUNTY, SPECIAL DISTRICT TAXES		Land Area 5.45 Sq. Miles		Cash Liabilities	
RESERVE FOR UNCOLLECTED TAXES		Net Valuation Taxable-Municipal		Reserves for Receivables	
EXPENDITURES TOTAL		Net Valuation Taxable-County		Surplus Dec. 31, 1988	
		State Equalized Valuation		Total	
		State Equalization Ratio			

0101

Population 1980 6,859
 Population 1988 7,972
 S & P Rating
 Moody Rating 3AA1

General Tax Rate Per \$100.

2.49

State Equalized Tax Rate

2.14

ABSECON CITY - ATLANTIC COUNTY**Form of Government:****City Charter Act, (P.L. 1899, c. 52)****Number of Members on Governing Body - 7****PER CAPITA:**

Gross Debt 643.19
 Net Debt 594.03
 Debt Service 23.27
 Total Tax Levy 792.73
 Municipal Expenditures 509.27

PER CENT:

Gross Debt 1.98
 Net Debt 1.83
 Tax Levy Collected 95.50
 Tax Levy Cancelled, Abated or Adjusted .73

EXPENDITURES		REVENUES-REALIZED		1988 PROPERTY TAX	
GENERAL GOVERNMENT				STATE EQUALIZED TAX RATE	
Governing Body & Public Boards		1988 Property Taxes Collected	6,014,853.23	Local District School Taxes	.97
Municipal Clerk		1988 Payments in Lieu of Taxes		Regional & Consolidated School Tax	
Financial Administration	32,653.00	Delinquent Tax & Lien Collections	169,650.03	School Taxes in Municipal Budget	.02
Assessment of Taxes	44,637.00	Business Personalty Replacement Taxes	31,079.96	County Taxes	.44 *
Collection of Taxes	53,999.00	Taxes from Public Utilities	503,751.00	County Library Taxes	.03
Planning, Housing & Development	32,265.00	Other Miscellaneous Tax Revenues		Local Municipal Purpose Taxes	.67
Human Resources	46,921.20	State Aid Revenues	81,055.44	Veteran & Senior Citizen Taxes	
Elections	3,400.00	Federal Aid Revenues		Total Taxes for Rate Computation	2.13
General Administration (other)	545,838.00	State and Local Fiscal Assistance Act Utilized	685.00	Special District Taxes	
JUDICIARY		Sale of Acquired Property	489,501.00	Bank Corp. Taxes	23,513.06
Municipal Courts	59,766.00	Other Miscellaneous Revenues	702,900.81	Added and Omitted Taxes	68,430.36
PUBLIC SAFETY		Total	7,993,475.47	Total Taxes Levied - ABSTRACT	6,319,638.05
Fire Protection	84,167.06	Prior Years Surplus Appropriated	1,000,000.00	Total Taxes Billed	6,298,063.18
Police Protection	1,215,970.94	REVENUES TOTAL	8,993,475.47	1988 TAXES COLLECTED	6,014,853.23
Civil Defense & Disaster Control	20,500.00	Reserve For Uncollected Taxes	227,374.47	1988 Taxes Cancelled, Abated or Adjusted	45,972.50
Environmental Inspection & Control	64,339.00	CAPITAL OUTLAY TOTAL	2,007,124.16	Transfer to Tax Title Liens or Foreclosed	13,456.29
Other Public Safety				Balance Outstanding Dec. 31, 1988	223,781.16
PUBLIC WORKS				PRIOR YEARS TAXES OUTSTANDING	
Streets and Drainage	383,609.25	Public Enterprises	92,974.20	Balance January 1, 1988	170,235.86
Sewers and Sewage Processing		Recreation—Culture	2,392.50	Collected in 1988	141,454.99
Garbage and Trash Disposal	426,115.00	Public Works	66,245.91	Cancelled, Abated or Adjusted 1988	
Public Buildings and Grounds	41,725.00	Buildings and Grounds	1,945,511.55	Transfers to Tax Title Liens or Foreclosed	27,456.87
Other Public Works	27,650.00	Library and Education		Balance December 31, 1988	1,324.00
HEALTH and WELFARE		Conservation		TAX TITLE LIENS OUTSTANDING	
Health Services Except Environmental		All Other		Balance January 1, 1988	13,419.16
Welfare-Public Assistance	7,500.00	CAPITAL DEBT AUTHORIZED, DECEMBER 31, 1988		Transfer From Taxes	42,892.51
Hospitals, Clinics, First Aid		ISSUED AND UNISSUED		Redeemed in 1988	28,195.04
Animal, Insect, & Rodent Control	27,950.00	School	248,000	Cancelled, Abated or Adjusted (1988)	
Other Welfare Services		Self-liquidating	1,530,000	Transfers to Foreclosed Property	
RECREATION and CONSERVATION		Other	3,349,500	Balance December 31, 1988	28,116.63
Beaches and Boardwalks		Total	5,127,500	PROPERTY ACQUIRED BY DEED OR FORECLOSURE	
Parks, Playgrounds, Shade Trees	31,200.00	ISSUED AND OUTSTANDING		Balance January 1, 1988	1,172,909.25
Land Reclamation & Conservation	22,450.00	School	248,000.00	Transfers From Taxes or Liens	
Other Recreational Services		Self-Liquidating	1,530,000.00	Sale for Cash (1988)	735,501.00
EDUCATION (excluding schools)		Other	3,250,000.00	Cancelled, Abated or Adjusted (1988)	
Libraries	29,503.00	Total	5,028,000.00	Balance December 31, 1988	437,408.25
Other Educational Services		EQUALIZED VALUATION BASIS		CURRENT FINANCES DECEMBER 31, 1988	
STATUTORY EXPENDITURES		FOR NET DEBT COMPUTATION	258,911,131	ASSETS	
Pensions & F. I. C. A.	294,355.71	REAL PROPERTY VALUATIONS		Cash Dec. 31, 1988	1,674,328.74
Employee Fringe Benefits	142,100.00	Code Class # of Parcels % VAL'N		Taxes Receivable	225,105.16
Other Statutory Expenditures	7,300.00	1 Vacant Land 538 4.49	11,192,800.00	Tax Title Liens	28,116.63
CETA And Other Public Employment Programs		2 Residential 2454 73.50	183,156,800.00	Foreclosed Property	437,408.25
MUNICIPAL FUNCTIONS TOTAL	3,646,964.16	3 Form 7 .19	433,700.00	Emergencies & Other Deferred Charges	
CAPITAL IMPROVEMENTS *MEMO*	124,755.00	4a Commercial 184 21.82	54,368,800.00	State and Federal Aid Receivable	
DEBT SERVICE		4b Industrial		Other Receivables	8,200.74
Principal Payments	45,000.00	4c Apartments		Total	2,373,159.52
Interest Payments	140,539.66	Total	3183	LIABILITIES, RESERVES, AND SURPLUS	
TYPE I SCHL DEBT *MEMO	63,898.50	Land Area 5.70 Sq. Miles	249,202,100.00	Cash Liabilities	672,000.38
DEFERRED CHARGES		Net Valuation Taxable-Municipal	250,689,126	Reserves for Receivables	698,830.78
SCHOOL, COUNTY, SPECIAL DISTRICT TAXES	4,266,038.41	Net Valuation Taxable-County	273,214,641	Surplus Dec. 31, 1988	1,002,328.36
RESERVE FOR UNCOLLECTED TAXES	227,374.47	State Equalized Valuation	291,830,845	Total	2,373,159.52
EXPENDITURES TOTAL	8,325,916.70	State Equalization Ratio	85.83		

1001
Population 1980 2,798
Population 1988 3,270
S & P Rating
Moody Rating

General Tax Rate Per \$100. 2.88
State Equalized Tax Rate 1.59

ALEXANDRIA TWP. — HUNTERDON CO.
Form of Government:
Township Committee
Number of Members on Governing Body — 3

PER CAPITA:
Gross Debt 120.44
Net Debt
Debt Service
Total Tax Levy 1,342.04
Municipal Expenditures 399.96
PER CENT:
Gross Debt .21
Net Debt
Tax Levy Collected 95.27
Tax Levy Cancelled, Abated or Adjusted .20

EXPENDITURES		REVENUES-REALIZED		1988 PROPERTY TAX	
GENERAL GOVERNMENT				STATE EQUALIZED TAX RATE	
Governing Body & Public Boards		1988 Property Taxes Collected	3,752,705.77	Local District School Taxes	.73 1,786,055.00
Municipal Clerk		1988 Payments in Lieu of Taxes		Regional & Consolidated School Tax	.40 970,513.03
Financial Administration	17,082.50	Delinquent Tax & Lien Collections	516,466.85	School Taxes in Municipal Budget	
Assessment of Taxes	27,222.00	Business Personalty Replacement Taxes	45,779.40	County Taxes	.39 947,343.60
Collection of Taxes	16,675.00	Taxes from Public Utilities	133,851.00	County Library Taxes	.02 47,395.10
Planning, Housing & Development	41,540.00	Other Miscellaneous Tax Revenues		Local Municipal Purpose Taxes	.05 119,000.00
Human Resources	7,000.00	State Aid Revenues	15,741.21	Veteran & Senior Citizen Taxes	
Elections	800.00	Federal Aid Revenues		Total Taxes for Rate Computation	1.59 3,390,556.73
General Administration (other)	102,103.00	State and Local Fiscal Assistance Act Utilized	39.39	Special District Taxes	
JUDICIARY		Sale of Acquired Property		Bank Corp. Taxes	
Municipal Courts	7,530.00	Other Miscellaneous Revenues	135,264.49	Added and Omitted Taxes	517,665.61
PUBLIC SAFETY		Total	4,654,848.61	Total Taxes Levied - ABSTRACT	4,383,472.34
Fire Protection	50,500.00	Prior Years Surplus Appropriated	338,942.67	Total Taxes Billed	4,401,199.43
Police Protection	25,500.00	REVENUES TOTAL	4,993,791.28	1988 TAXES COLLECTED	3,752,705.77
Civil Defense & Disaster Control	500.00	Reserve For Uncollected Taxes	499,040.00	1988 Taxes Cancelled, Abated or Adjusted	8,334.32
Environmental Inspection & Control	57,175.61			Transfer to Tax Title Liens or Foreclosed	6,024.94
Other Public Safety				Balance Outstanding Dec. 31, 1988	633,634.40
PUBLIC WORKS		CAPITAL OUTLAY TOTAL	93,942.25	PRIOR YEARS TAXES OUTSTANDING	
Streets and Drainage	302,372.00	Public Enterprises		Balance January 1, 1988	545,977.23
Sewers and Sewage Processing		Recreation—Culture		Collected in 1988	496,996.66
Garbage and Trash Disposal		Public Works	93,942.25	Cancelled, Abated or Adjusted 1988	
Public Buildings and Grounds		Buildings and Grounds		Transfers to Tax Title Liens or Foreclosed	36.05
Other Public Works		Library and Education		Balance December 31, 1988	48,744.52
HEALTH and WELFARE		Conservation		TAX TITLE LIENS OUTSTANDING	
Health Services Except Environmental	20,213.50	All Other		Balance January 1, 1988	31,574.45
Welfare-Public Assistance	733.00			Transfer From Taxes	6,075.99
Hospitals, Clinics, First Aid		CAPITAL DEBT AUTHORIZED, DECEMBER 31, 1988		Redeemed in 1988	19,470.19
Animal, Insect, & Rodent Control	3,030.00	ISSUED AND UNISSUED		Cancelled, Abated or Adjusted (1988)	2,955.13
Other Welfare Services		School	393,842	Transfers to Foreclosed Property	
RECREATION and CONSERVATION		Self-liquidating		Balance December 31, 1988	15,225.12
Beaches and Boardwalks		Other		PROPERTY ACQUIRED BY DEED OR FORECLOSURE	
Parks, Playgrounds, Shade Trees		Total	393,842	Balance January 1, 1988	21,200.00
Land Reclamation & Conservation	4,500.00			Transfers From Taxes or Liens	
Other Recreational Services	4,000.00	ISSUED AND OUTSTANDING		Sale for Cash (1988)	
EDUCATION (excluding schools)		School	393,842.19	Cancelled, Abated or Adjusted (1988)	
Libraries		Self-liquidating		Balance December 31, 1988	21,200.00
Other Educational Services	1,039.89	Other		CURRENT FINANCES DECEMBER 31, 1988	
STATUTORY EXPENDITURES		Total	393,842.19	ASSETS	
Pensions & F. I. C. A.	29,000.00	EQUALIZED VALUATION BASIS		Cash Dec. 31, 1988	2,084,581.64
Employee Fringe Benefits	15,879.96	FOR NET DEBT COMPUTATION	189,597,536	Taxes Receivable	682,573.92
Other Statutory Expenditures	3,000.00	REAL PROPERTY VALUATIONS		Tax Title Liens	15,225.12
CETA And Other Public Employment Programs		Code Class # of Parcels % VAL'N		Foreclosed Property	21,200.00
MUNICIPAL FUNCTIONS TOTAL	737,566.46	1 Vacant Land 341 8.63	11,590,675.00	Emergencies & Other Deferred Charges	1,683.32
CAPITAL IMPROVEMENTS *MEMO*	40,000.00	2 Residential 935 69.70	93,620,658.00	State and Federal Aid Receivable	
DEBT SERVICE		3 Farm 533 18.43	24,762,807.00	Other Receivables	32,869.74
Principal Payments		4a Commercial 23 2.63	3,536,100.00	Total	2,338,138.74
Interest Payments		4b Industrial 5 .42	567,900.00	LIABILITIES, RESERVES, AND SURPLUS	
		4c Apartments 2 .18	243,800.00	Cash Liabilities	1,434,642.48
		Total 1839	134,321,940.00	Reserves for Receivables	751,873.78
DEFERRED CHARGES	71,264.28	Land Area 28.20 Sq Miles		Surplus Dec. 31, 1988	651,622.48
SCHOOL, COUNTY, SPECIAL DISTRICT TAXES	3,751,806.73	Net Valuation Taxable-Municipal	134,853,608	Total	2,838,138.74
RESERVE FOR UNCOLLECTED TAXES	499,040.00	Net Valuation Taxable-County	211,924,923		
EXPENDITURES TOTAL	5,059,677.47	State Equalized Valuation	243,692,312		
		State Equalization Ratio	55.24		

2101

Population 1980 2,560
 Population 1988 3,249
 S & P Rating
 Moody Rating

General Tax Rate Per \$100.

1.44

State Equalized Tax Rate

1.70

ALLAMUCHY TOWNSHIP - WARREN CO.**Form of Government:****Small Municipality Plan C (OMCL 50)****Number of Members on Governing Body - 5**

PER CAPITA:

Gross Debt 413.97

Net Debt

Debt Service

Total Tax Levy 1,318.37

Municipal Expenditures 302.13

PER CENT:

Gross Debt .67

Net Debt

Tax Levy Collected 98.26

Tax Levy Cancelled, Abated

or Adjusted .10

EXPENDITURES		REVENUES-REALIZED		1988 PROPERTY TAX	
GENERAL GOVERNMENT				STATE EQUALIZED TAX RATE	
Governing Body & Public Boards		1988 Property Taxes Collected	4,203,395.69	Local District School Taxes	.96
Municipal Clerk		1988 Payments in Lieu of Taxes	33,890.79	Regional & Consolidated School Tax	
Financial Administration	23,499.13	Delinquent Tax & Lien Collections	38,441.12	School Taxes in Municipal Budget	
Assessment of Taxes	23,710.00	Business Personality Replacement Taxes	39,596.84	County Taxes	.68
Collection of Taxes	25,640.00	Taxes from Public Utilities	225,307.00	County Library Taxes	.03
Planning, Housing & Development	33,178.00	Other Miscellaneous Tax Revenues		Local Municipal Purpose Taxes	.04
Human Resources		State Aid Revenues	10,867.01	Veteran & Senior Citizen Taxes	
Elections		Federal Aid Revenues		Total Taxes for Rate Computation	1.71
General Administration (other)	193,577.31	State and Local Fiscal Assistance Act Utilized		Special District Taxes	
JUDICIARY		Sale of Acquired Property		Bank Corp. Taxes	13,207.78
Municipal Courts	59,300.00	Other Miscellaneous Revenues		Added and Omitted Taxes	33,497.55
PUBLIC SAFETY		Total	4,809,915.49	Total Taxes Levied - ABSTRACT	4,283,388.25
Fire Protection	58,523.00	Prior Years Surplus Appropriated	425,000.00	Total Taxes Billed	4,277,677.32
Police Protection	5,500.00	REVENUES TOTAL	5,234,915.49	1988 TAXES COLLECTED	4,203,395.69
Civil Defense & Disaster Control	725.00	Reserve For Uncollected Taxes	197,641.53	1988 Taxes Cancelled, Abated or Adjusted	4,121.02
Environmental Inspection & Control	43,920.00	CAPITAL OUTLAY TOTAL	194,453.75	Transfer to Tax Title Liens or Foreclosed	253.44
Other Public Safety				Balance Outstanding Dec. 31, 1988	69,907.17
PUBLIC WORKS				PRIOR YEARS TAXES OUTSTANDING	
Streets and Drainage	146,670.00	Public Enterprises		Balance January 1, 1988	88,476.89
Sewers and Sewage Processing	3,676.19	Recreation—Culture	4,563.95	Collected in 1988	88,441.12
Garbage and Trash Disposal	11,000.00	Public Works		Cancelled, Abated or Adjusted 1988	
Public Buildings and Grounds	57,220.00	Buildings and Grounds	139,889.80	Transfers to Tax Title Liens or Foreclosed	
Other Public Works		Library and Education		Balance December 31, 1988	35.77
HEALTH and WELFARE		Conservation		TAX TITLE LIENS OUTSTANDING	
Health Services Except Environmental	1,000.00	All Other		Balance January 1, 1988	4,221.90
Welfare-Public Assistance	8,800.00	CAPITAL DEBT AUTHORIZED, DECEMBER 31, 1988		Transfer From Taxes	253.44
Hospitals, Clinics, First Aid	2,000.00	ISSUED AND UNISSUED GROSS DEBT		Redeemed in 1988	
Animal, Insect, & Rodent Control	4,445.00	School	1,345,000	Cancelled, Abated or Adjusted (1988)	
Other Welfare Services		Self-liquidating		Transfers to Foreclosed Property	
RECREATION and CONSERVATION		Other		Balance December 31, 1988	4,475.34
Beaches and Boardwalks		Total	1,345,000	PROPERTY ACQUIRED BY DEED OR	
Parks, Playgrounds, Shade Trees		ISSUED AND OUTSTANDING		FORECLOSURE	
Land Reclamation & Conservation		School	1,345,000.00	Balance January 1, 1988	
Other Recreational Services	27,500.00	Self-Liquidating		Transfers From Taxes or Liens	
EDUCATION (excluding schools)		Other		Sale for Cash (1988)	
Libraries		Total	1,345,000.00	Cancelled, Abated or Adjusted (1988)	
Other Educational Services		EQUALIZED VALUATION BASIS		Balance December 31, 1988	
STATUTORY EXPENDITURES		FOR NET DEBT COMPUTATION	200,321,003	CURRENT FINANCES DECEMBER 31, 1988	
Pensions & F. I. C. A.	32,000.00	REAL PROPERTY VALUATIONS		ASSETS	
Employee Fringe Benefits	10,000.00	Code Class # of Parcels % VAL'N		Cash Dec. 31, 1988	1,394,592.66
Other Statutory Expenditures	2,000.00	1 Vacant Land 196 5.18	15,164,600.00	Taxes Receivable	69,942.94
CETA And Other Public Employment Programs		2 Residential 1214 81.65	239,225,200.00	Tax Title Liens	4,475.34
MUNICIPAL FUNCTIONS TOTAL	783,939.13	3 Farm 167 2.85	8,351,150.00	Foreclosed Property	
CAPITAL IMPROVEMENTS *MEMO*		4a Commercial 23 5.08	14,871,800.00	Emergencies & Other Deferred Charges	
DEBT SERVICE		4b Industrial 1 .28	821,000.00	State and Federal Aid Receivable	
Principal Payments		4c Apartments 1 4.96	14,538,900.00	Other Receivables	53,105.15
Interest Payments		Total 1602	292,972,650.00	Total	1,522,116.09
DEFERRED CHARGES		Land Area 20.30 Sq. Miles		LIABILITIES, RESERVES, AND SURPLUS	
SCHOOL, COUNTY, SPECIAL DISTRICT TAXES	4,137,141.92	Net Valuation Taxable-Municipal	294,734,706	Cash Liabilities	789,030.77
RESERVE FOR UNCOLLECTED TAXES	197,641.53	Net Valuation Taxable-County	221,380,495	Reserves for Receivables	127,523.43
EXPENDITURES TOTAL	5,118,772.58	State Equalized Valuation	249,372,477	Surplus Dec. 31, 1988	605,561.89
		State Equalization Ratio	118.32	Total	1,522,116.09

Population 1980 5,901
 Population 1988 5,980
 S & P Rating A
 Moody Rating A

General Tax Rate Per \$100.

2.33

State Equalized Tax Rate

1.58

ALLENDALE BOROUGH - BERGEN CO.

Form of Government:

Borough Council

Number of Members on Governing Body - 6

PER CAPITA:

Gross Debt 736.04
 Net Debt 693.02
 Debt Service 81.05
 Total Tax Levy 1,779.22
 Municipal Expenditures 837.68

PER CENT:

Gross Debt .78
 Net Debt .74
 Tax Levy Collected 97.37
 Tax Levy Cancelled, Abated or Adjusted .05

EXPENDITURES		REVENUES-REALIZED		1988 PROPERTY TAX	
GENERAL GOVERNMENT				STATE EQUALIZED TAX RATE	
Governing Body & Public Boards		1988 Property Taxes Collected	10,359,608.85	Local District School Taxes	.61
Municipal Clerk		1988 Payments in Lieu of Taxes		Regional & Consolidated School Tax	.35
Financial Administration	13,600.00	Delinquent Tax & Lien Collections	149,643.74	School Taxes in Municipal Budget	
Assessment of Taxes	25,920.00	Business Personalty Replacement Taxes	46,442.04	County Taxes	.22
Collection of Taxes	54,782.00	Taxes from Public Utilities	1,040,660.00	County Library Taxes	
Planning, Housing & Development	36,729.13	Other Miscellaneous Tax Revenues		Local Municipal Purpose Taxes	.40
Human Resources	34,636.07	State Aid Revenues	39,196.69	Veteron & Senior Citizen Taxes	
Elections		Federal Aid Revenues		Total Taxes for Rate Computation	1.58
General Administration (other)	412,799.00	State and Local Fiscal Assistance Act Utilized	422.97	Special District Taxes	
JUDICIARY		Sole of Acquired Property		Bank Corp. Taxes	13,953.79
Municipal Courts	21,383.00	Other Miscellaneous Revenues	565,452.90	Added and Omitted Taxes	47,653.59
PUBLIC SAFETY		Total	12,251,427.19	Total Taxes Levied - ABSTRACT	10,639,726.72
Fire Protection	56,232.04	Prior Years Surplus Appropriated	460,000.00	Total Taxes Billed	10,639,757.33
Police Protection	868,807.33	REVENUES TOTAL	12,711,427.19	1988 TAXES COLLECTED	10,359,608.85
Civil Defense & Disaster Control	500.00	Reserve For Uncollected Taxes	439,362.69	1988 Taxes Cancelled, Abated or Adjusted	5,755.80
Environmental Inspection & Control	37,265.00	CAPITAL OUTLAY TOTAL	624,259.82	Transfer to Tax Title Liens or Foreclosed	267.95
Other Public Safety				Balance Outstanding Dec. 31, 1988	274,124.73
PUBLIC WORKS				PRIOR YEARS TAXES OUTSTANDING	
Streets and Drainage	233,604.00	Public Enterprises		Balance January 1, 1988	149,643.74
Sewers and Sewage Processing	719,443.92	Recreation—Culture	302.39	Collected in 1988	149,643.74
Garbage and Trash Disposol	624,632.90	Public Works	514,167.82	Cancelled, Abated or Adjusted 1988	
Public Buildings and Grounds	102,962.00	Buildings and Grounds	109,789.61	Transfers to Tax Title Liens or Foreclosed	
Other Public Works	26,000.00	Library and Education		Balance December 31, 1988	
HEALTH and WELFARE		Conservation		TAX TITLE LIENS OUTSTANDING	
Health Services Except Environmental	22,877.00	All Other		Balance January 1, 1988	2,334.24
Welfare-Public Assistance		CAPITAL DEBT AUTHORIZED, DECEMBER 31, 1988		Transfer From Taxes	267.95
Hospitals, Clinics, First Aid	2,800.00	ISSUED AND UNISSUED		Redeemed in 1988	
Animal, Insect, & Rodent Control		School	242,271	Cancelled, Abated or Adjusted (1988)	
Other Welfare Services		Self-liquidating	15,000	Transfers to Foreclosed Property	
RECREATION and CONSERVATION		Other	4,144,250	Balance December 31, 1988	3,102.19
Beaches and Boardwalks		Total	4,401,521	PROPERTY ACQUIRED BY DEED OR	
Parks, Playgrounds, Shade Trees	72,155.00			FORECLOSURE	
Land Reclamation & Conservation	14,640.08	ISSUED AND OUTSTANDING		Balance January 1, 1988	4,900.00
Other Recreational Services	109,149.00	School	242,271.87	Transfers From Taxes or Liens	
EDUCATION (excluding schools)		Self-liquidating	15,000.00	Sale for Cash (1988)	
Libraries	174,117.00	Other	4,059,500.00	Cancelled, Abated or Adjusted (1988)	
Other Educational Services		Total	4,316,771.87	Balance December 31, 1988	4,900.00
STATUTORY EXPENDITURES		EQUALIZED VALUATION BASIS		CURRENT FINANCES DECEMBER 31, 1988	
Pensions & F. I. C. A.	234,311.00	FOR NET DEBT COMPUTATION	562,142,257	ASSETS	
Employee Fringe Benefits	124,864.00	REAL PROPERTY VALUATIONS		Cash Dec. 31, 1988	715,589.20
Other Statutory Expenditures		Code Class # of Parcels % VAL'N	ASSESSED VALUATION	Taxes Receivable	274,124.73
CETA And Other Public Employment Programs		1 Vacant Land 96 2.40	10,897,300.00	Tax Title Liens	3,102.19
MUNICIPAL FUNCTIONS TOTAL	4,024,309.47	2 Residential 1801 81.74	370,637,800.00	Foreclosed Property	4,700.00
CAPITAL IMPROVEMENTS *MEMO*	6,600.00	3 Farm 3 .24	1,031,100.00	Emergencies & Other Deferred Charges	33,220.07
DEBT SERVICE		4a Commercial 49 11.63	52,724,882.00	State and Federal Aid Receivable	
Principal Payments	305,000.00	4b Industrial 9 3.99	18,039,000.00	Other Receivables	402.08
Interest Payments	179,657.40	4c Apartments		Total	1,031,338.27
DEFERRED CHARGES	61,000.00	Total 1963	453,430,032.00	LIABILITIES, RESERVES, AND SURPLUS	
SCHOOL, COUNTY, SPECIAL DISTRICT TAXES	7,887,428.70	Land Area 2.80 Sq. Miles		Cash Liabilities	413,662.47
RESERVE FOR UNCOLLECTED TAXES	439,362.69	Net Valuation Taxable-Municipal	454,596,727	Reserves for Receivables	282,529.00
EXPENDITURES TOTAL	12,896,758.26	Net Valuation Taxable-County	576,945,328	Surplus Dec. 31, 1988	335,146.80
		State Equalized Valuation	668,466,251	Total	1,031,338.27
		State Equalization Ratio	67.95		

1301
Population 1980 912
Population 1988 884
S & P Rating
Moody Rating

General Tax Rate Per \$100. 2.50
State Equalized Tax Rate 1.10

ALLENHURST BOROUGH - MONMOUTH CO.
Form of Government:
Commission (1911)
Number of Members on Governing Body - 3

PER CAPITA:
Gross Debt 1,465.21
Net Debt 1,033.08
Debt Service 173.08
Total Tax Levy 1,209.83
Municipal Expenditures 1,748.12

PER CENT:
Gross Debt 1.65
Net Debt 1.17
Tax Levy Collected 97.14
Tax Levy Cancelled, Abated or Adjusted

EXPENDITURES		REVENUES-REALIZED		1988 PROPERTY TAX	
GENERAL GOVERNMENT				STATE EQUALIZED TAX RATE	
Governing Body & Public Boards		1988 Property Taxes Collected	1,016,628.79	Local District School Taxes	.07 62,564.00
Municipal Clerk		1988 Payments in Lieu of Taxes		Regional & Consolidated School Tax	
Financial Administration	10,500.00	Delinquent Tax & Lien Collections	23,447.45	School Taxes in Municipal Budget	
Assessment of Taxes	1,600.00	Business Personalty Replacement Taxes	11,771.28	County Taxes	.35 328,378.12
Collection of Taxes	3,170.00	Taxes from Public Utilities	136,185.00	County Library Taxes	.01 12,477.62
Planning, Housing & Development	5,000.00	Other Miscellaneous Tax Revenues		Local Municipal Purpose Taxes	.68 637,833.56
Human Resources		State Aid Revenues	8,158.15	Veteran & Senior Citizen Taxes	4,600.00
Elections	1,725.00	Federal Aid Revenues		Total Taxes for Rote Computation	1.11 1,045,853.30
General Administration (other)	193,835.00	State and Local Fiscal Assistance Act Utilized		Special District Taxes	
JUDICIARY		Sale of Acquired Property		Bank Corp. Taxes	23,133.25
Municipal Courts	22,050.00	Other Miscellaneous Revenues	629,892.98	Added and Omitted Taxes	5,102.51
PUBLIC SAFETY		Total	1,876,083.65	Total Taxes Levied - ABSTRACT	1,069,489.06
Fire Protection	41,606.90	Prior Years Surplus Appropriated	14,578.11	Total Taxes Billed	1,046,548.52
Police Protection	430,627.00	REVENUES TOTAL	1,890,661.76	1988 TAXES COLLECTED	1,016,628.79
Civil Defense & Disaster Control		Reserve For Uncollected Taxes	33,590.96	1988 Taxes Cancelled, Abated or Adjusted	
Environmental Inspection & Control	4,925.00	CAPITAL OUTLAY TOTAL	468,594.71	Transfer to Tax Title Liens or Foreclosed	
Other Public Safety		Public Enterprises	141,413.61	Balance Outstanding Dec. 31, 1988	29,919.73
PUBLIC WORKS		Recreation—Culture	153,507.78	PRIOR YEARS TAXES OUTSTANDING	
Streets and Drainage	65,320.00	Public Works	90,970.97	Balance January 1, 1988	24,251.98
Sewers and Sewage Processing		Buildings and Grounds	82,702.35	Collected in 1988	23,447.45
Garbage and Trash Disposal	99,650.00	Library and Education		Cancelled, Abated or Adjusted 1988	7.92
Public Buildings and Grounds	6,308.00	Conservation		Transfers to Tax Title Liens or Foreclosed	
Other Public Works	11,934.50	All Other		Balance December 31, 1988	796.61
HEALTH and WELFARE		CAPITAL DEBT AUTHORIZED, DECEMBER 31, 1988		TAX TITLE LIENS OUTSTANDING	
Health Services Except Environmental	5,100.00	ISSUED AND UNISSUED GROSS DEBT NET DEBT		Balance January 1, 1988	
Welfare-Public Assistance	1,650.00	School		Transfer From Taxes	
Hospitals, Clinics, First Aid		Self-liquidating 315,500		Redeemed in 1988	
Animal, Insect, & Rodent Control		Other 979,743	913,243	Cancelled, Abated or Adjusted (1988)	
Other Welfare Services		Total 1,295,243	913,243	Transfers to Foreclosed Property	
RECREATION and CONSERVATION		ISSUED AND OUTSTANDING		Balance December 31, 1988	
Beaches and Boardwalks	196,250.00	School		PROPERTY ACQUIRED BY DEED OR FORECLOSURE	
Parks, Playgrounds, Shade Trees	1,000.00	Self-Liquidating	271,000.00	Balance January 1, 1988	
Land Reclamation & Conservation		Other	904,840.00	Transfers From Taxes or Liens	
Other Recreational Services	500.00	Total	1,175,840.00	Sale for Cash (1988)	
EDUCATION (excluding schools)		EQUALIZED VALUATION BASIS		Cancelled, Abated or Adjusted (1988)	
Libraries		FOR NET DEBT COMPUTATION	78,328,946	Balance December 31, 1988	
Other Educational Services		REAL PROPERTY VALUATIONS		CURRENT FINANCES DECEMBER 31, 1988	
STATUTORY EXPENDITURES		Code Class # of Parcels % VAL'N ASSESSED VALUATION		ASSETS	
Pensions & F. I. C. A.	107,229.58	1 Vacant Land 11 .85	350,800.00	Cash Dec. 31, 1988	256,871.85
Employee Fringe Benefits	60,000.00	2 Residential 292 82.23	34,130,300.00	Taxes Receivable	30,716.34
Other Statutory Expenditures	9,991.60	3 Farm		Tax Title Liens	
CETA And Other Public Employment Programs		4a Commercial 25 12.83	5,343,600.00	Foreclosed Property	
MUNICIPAL FUNCTIONS TOTAL	1,230,972.58	4b Industrial 1 3.04	1,260,400.00	Emergencies & Other Deferred Charges	12,464.28
CAPITAL IMPROVEMENTS *MEMO*	15,000.00	4c Apartments 4 1.01	418,300.00	State and Federal Aid Receivable	
DEBT SERVICE		Total 333	41,503,400.00	Other Receivables	25,771.91
Principal Payments	113,850.00	Land Area .30 Sq. Miles		Total	325,824.38
Interest Payments	39,152.53	Net Valuation Taxable-Municipal	41,691,191	LIABILITIES, RESERVES, AND SURPLUS	
DEFERRED CHARGES	77,774.10	Net Valuation Taxable-County	78,539,479	Cash Liabilities	174,189.76
SCHOOL, COUNTY, SPECIAL DISTRICT TAXES	403,419.74	State Equalized Valuation	94,150,662	Reserves for Receivables	56,488.25
RESERVE FOR UNCOLLECTED TAXES	33,590.96	State Equalization Ratio	44.17	Surplus Dec. 31, 1988	95,146.37
EXPENDITURES TOTAL	1,948,759.91			Total	325,824.38

1302
 Population 1980 1,962
 Population 1988 1,907
 S & P Rating
 Moody Rating BAA1

General Tax Rate Per \$100. 2.51
 State Equalized Tax Rate 1.99

ALLENTOWN BOROUGH - MONMOUTH CO.

Form of Government:
 Borough Council
 Number of Members on Governing Body - 6

PER CAPITA.		PER CENT
Gross Debt	1,144.92	Gross Debt
Net Debt	183.63	Net Debt
Debt Service	23.13	Tax Levy Collected
Total Tax Levy	854.27	Tax Levy Cancelled, Abated or Adjusted
Municipal Expenditures	506.23	

EXPENDITURES		REVENUES-REALIZED		1988 PROPERTY TAX	
GENERAL GOVERNMENT				STATE EQUALIZED TAX RATE →	
Governing Body & Public Boords		1988 Property Taxes Collected	1,505,820.17	Local District School Taxes	
Municipal Clerk		1988 Payments in Lieu of Taxes		Regional & Consolidated School Tax	1.09
Financial Administration	27,062.36	Delinquent Tax & Lien Collections	233,234.88	School Taxes in Municipal Budget	
Assessment of Taxes	7,700.00	Business Personalty Replacement Taxes	7,196.44	County Taxes	.36
Collection of Taxes	13,275.00	Taxes from Public Utilities	76,415.00	County Library Taxes	.01
Planning, Housing & Development	27,200.00	Other Miscellaneous Tax Revenues		Local Municipal Purpose Taxes	.52
Humon Resources	35,542.53	State Aid Revenues	65,601.15	Veteran & Senior Citizen Taxes	
Elections	2,575.00	Federal Aid Revenues		Total Taxes for Rate Computation	1.98
General Administration (other)	120,835.99	State and Local Fiscal Assistance Act Utilized		Special District Taxes	
JUDICIARY		Sale of Acquired Property		Bank Corp. Taxes	11,620.65
Municipal Courts	32,200.00	Other Miscellaneous Revenues	215,831.32	Added and Omitted Taxes	2,306.64
PUBLIC SAFETY		Total	2,104,150.46	Total Taxes Levied - ABSTRACT	1,629,088.63
Fire Protection	36,691.96	Prior Years Surplus Appropriated	170,000.00	Total Taxes Billed	1,618,027.98
Police Protection	152,466.38	REVENUES TOTAL	2,274,150.46	1988 TAXES COLLECTED	1,505,820.17
Civil Defense & Disaster Control	1,940.00	Reserve For Uncollected Taxes	127,469.43	1988 Taxes Cancelled, Aboted or Adjusted	
Environmental Inspection & Control	14,860.00	CAPITAL OUTLAY TOTAL	33,003.94	Transfer to Tax Title Liens or Foreclosed	3,188.91
Other Public Safety				Balance Outstanding Dec. 31, 1988	109,018.90
PUBLIC WORKS				PRIOR YEARS TAXES OUTSTANDING	
Streets and Drainage	51,144.74	Public Enterprises	66,903.54	Balance January 1, 1988	221,704.49
Sewers and Sewage Processing		Recreation—Culture		Collected in 1988	221,358.69
Gorboge and Trosh Disposal	111,732.00	Public Works		Cancelled, Abated or Adjusted 1988	2.45
Public Buildings ond Grounds	28,410.00	Buildings and Grounds	16,100.40	Transfers to Tax Title Liens or Foreclosed	343.35
Other Public Works		Library ond Education		Balance December 31, 1988	
HEALTH and WELFARE		Conservation		TAX TITLE LIENS OUTSTANDING	
Heolth Services Except Environmental	50.00	All Other		Balance January 1, 1988	21,578.33
Welfare-Public Assistance	3,635.00	CAPITAL DEBT AUTHORIZED, DECEMBER 31, 1988		Transfer From Taxes	3,597.29
Hospitals, Clinics, First Aid		ISSUED AND UNISSUED		Redeemed in 1988	11,376.19
Animal, Insect, & Rodent Control		School	257,802	Cancelled, Abated or Adjusted (1988)	
Other Welfare Services		Self-liquidating	1,575,380	Transfers to Foreclosed Property	
RECREATION and CONSERVATION		Other	350,134	Balance December 31, 1988	13,299.43
Beoches and Boardwalks		Total	2,183,366	PROPERTY ACQUIRED BY DEED OR	
Porks, Playgrounds, Shade Trees	2,135.00			FORECLOSURE	
Land Reclomation & Conservation	31,512.01	ISSUED AND OUTSTANDING		Balance January 1, 1988	8,700.00
Other Recreational Services	4,950.00	School	257,802.51	Transfers From Taxes or Liens	
EDUCATION (excluding schools)		Self-liquidating	1,237,080.42	Sale for Cash (1988)	
Libraries	4,000.00	Other	340,000.00	Cancelled, Abated or Adjusted (1988)	
Other Educotional Services		Total	1,834,882.93	Balance December 31, 1988	8,700.00
STATUTORY EXPENDITURES		EQUALIZED VALUATION BASIS		CURRENT FINANCES DECEMBER 31, 1988	
Pensions & F. I. C. A.	37,400.00	FOR NET DEBT COMPUTATION	65,213,559	ASSETS	
Employee Fringe Benefits	26,950.00	REAL PROPERTY VALUATIONS		Cash Dec. 31, 1988	441,146.64
Other Statutory Expenditures		Code Class # of Parcels % VAL'N		Taxes Receivable	109,018.90
CETA And Other Public Employment Programs		1 Vocont Lond 26 3.17	1,980,450.00	Tox Title Liens	13,299.43
MUNICIPAL FUNCTIONS TOTAL	774,317.97	2 Residential 537 83.20	52,023,250.00	Foreclosed Property	8,700.00
CAPITAL IMPROVEMENTS *MEMO*	5,000.00	3 Farm 4 .02	13,800.00	Emergencies & Other Deferred Chorges	16,100.00
DEBT SERVICE		4a Commercial 37 9.98	6,242,950.00	State and Federal Aid Receivable	153.44
Principal Payments	25,000.00	4b Industrial		Other Receivables	22,991.43
Interest Payments	19,211.25	4c Aportments 2 3.63	2,267,600.00	Total	611,409.84
DEFERRED CHARGES	19,381.00	Total 606	62,528,050.00	LIABILITIES, RESERVES, AND SURPLUS	
SCHOOL, COUNTY, SPECIAL DISTRICT TAXES	1,189,761.34	Land Area .60 Sq. Miles		Cash Liabilities	63,984.92
RESERVE FOR UNCOLLECTED TAXES	127,469.48	Net Valuation Taxable-Municipal	64,448,384	Reserves for Receivables	154,009.76
EXPENDITURES TOTAL	2,155,141.04	Net Valuation Taxable-County	68,999,056	Surplus Dec. 31, 1988	393,415.16
		State Equalized Valuation	80,839,998	Total	611,409.84
		State Equalization Ratio	79.23		

1701

Population 1980 2,680
 Population 1988 2,325
 S & P Rating
 Moody Rating

General Tax Rate Per \$100.

2.69

State Equalized Tax Rate

2.12

ALLOWAY TOWNSHIP – SALEM COUNTY**Form of Government:****Township Committee****Number of Members on Governing Body – 3****PER CAPITA:**

Gross Debt 824.07
 Net Debt 183.10
 Debt Service 10.46
 Total Tax Levy 603.87
 Municipal Expenditures 276.82

PER CENT:

Gross Debt 3.31
 Net Debt .74
 Tax Levy Collected 88.19
 Tax Levy Cancelled, Abated
 or Adjusted

EXPENDITURES		REVENUES-REALIZED		1988 PROPERTY TAX	
GENERAL GOVERNMENT				STATE EQUALIZED TAX RATE	
Governing Body & Public Boards		1988 Property Taxes Collected	1,501,811.45	Local District School Taxes	1.33 1,048,469.47
Municipal Clerk		1988 Payments in Lieu of Taxes		Regional & Consolidated School Tax	
Financial Administration	13,000.00	Delinquent Tax & Lien Collections	188,583.65	School Taxes in Municipal Budget	
Assessment of Taxes	12,214.40	Business Personalty Replacement Taxes	29,017.33	County Taxes	.79 625,068.37
Collection of Taxes	12,000.00	Taxes from Public Utilities	245,451.00	County Library Taxes	
Planning, Housing & Development	3,763.43	Other Miscellaneous Tax Revenues		Local Municipal Purpose Taxes	
Human Resources	33,210.63	State Aid Revenues	50,029.48	Veteran & Senior Citizen Taxes	41,400.00
Elections	2,000.00	Federal Aid Revenues		Total Taxes for Rate Computation	2.12 1,714,937.84
General Administration (other)	118,201.00	State and Local Fiscal Assistance Act Utilized	704.01	Special District Taxes	
JUDICIARY		Sale of Acquired Property		Bank Corp. Taxes	2,999.97
Municipal Courts	18,010.00	Other Miscellaneous Revenues	176,366.02	Added and Omitted Taxes	29,399.52
PUBLIC SAFETY		Total	2,191,963.49	Total Taxes Levied - ABSTRACT	1,705,937.33
Fire Protection	13,126.24	Prior Years Surplus Appropriated	198,964.21	Total Taxes Billed	1,702,937.36
Police Protection	35,611.00	REVENUES	2,390,927.70	1988 TAXES COLLECTED	1,501,811.45
Civil Defense & Disaster Control	5,500.00	Reserve For Uncollected Taxes	176,550.00	1988 Taxes Cancelled, Abated or Adjusted	
Environmental Inspection & Control	15,500.00	CAPITAL OUTLAY	11,945.00	Transfer to Tax Title Liens or Foreclosed	2,488.25
Other Public Safety		Total	11,945.00	Balance Outstanding Dec. 31, 1988	198,637.66
PUBLIC WORKS				PRIOR YEARS TAXES OUTSTANDING	
Streets and Drainage	86,401.03	Public Enterprises		Balance January 1, 1988	183,302.93
Sewers and Sewage Processing	53,500.00	Recreation—Culture		Collected in 1988	180,222.84
Garbage and Trash Disposal	43,800.00	Public Works	11,945.00	Cancelled, Abated or Adjusted 1988	
Public Buildings and Grounds	16,000.00	Buildings and Grounds		Transfers to Tax Title Liens or Foreclosed	322.50
Other Public Works		Library and Education		Balance December 31, 1988	2,757.59
HEALTH and WELFARE		Conservation		TAX TITLE LIENS OUTSTANDING	
Health Services Except Environmental	840.00	All Other		Balance January 1, 1988	13,735.91
Welfare-Public Assistance	9,818.00	CAPITAL DEBT AUTHORIZED, DECEMBER 31, 1988		Transfer From Taxes	2,914.85
Hospitals, Clinics, First Aid	2,000.00	ISSUED AND UNISSUED		Redeemed in 1988	8,360.81
Animal, Insect, & Rodent Control	6,100.00	School	2,310,000	Cancelled, Abated or Adjusted (1988)	
Other Welfare Services		Self-liquidating		Transfers to Foreclosed Property	
RECREATION and CONSERVATION		Other	18,000	Balance December 31, 1988	8,289.95
Beaches and Boardwalks		Total	2,328,000	PROPERTY ACQUIRED BY DEED OR FORECLOSURE	
Parks, Playgrounds, Shade Trees	3,000.00	ISSUED AND OUTSTANDING		Balance January 1, 1988	117,000.00
Land Reclamation & Conservation		School	2,310,000.00	Transfers From Taxes or Liens	
Other Recreational Services	6,100.03	Self-Liquidating		Sale for Cash (1988)	
EDUCATION (excluding schools)		Other	18,000.00	Cancelled, Abated or Adjusted (1988)	
Libraries		Total	2,328,000.00	Balance December 31, 1988	117,000.00
Other Educational Services		EQUALIZED VALUATION BASIS		CURRENT FINANCES DECEMBER 31, 1988	
STATUTORY EXPENDITURES		FOR NET DEBT COMPUTATION	70,357,751	ASSETS	
Pensions & F. I. C. A.	21,500.00	REAL PROPERTY VALUATIONS		Cash Dec. 31, 1988	305,411.26
Employee Fringe Benefits	7,000.00	Code Class # of Parcels % VAL'N		Taxes Receivable	201,395.25
Other Statutory Expenditures	1,000.00	1 Vacant Land 579 8.26	5,088,100.00	Tax Title Liens	8,289.95
CETA And Other Public Employment Programs		2 Residential 795 68.35	42,101,200.00	Foreclosed Property	117,000.00
MUNICIPAL FUNCTIONS		3 Farm 505 20.23	12,461,900.00	Emergencies & Other Deferred Charges	91,153.10
CAPITAL IMPROVEMENTS	* MEMO *	4a Commercial 26 3.15	1,943,300.00	State and Federal Aid Receivable	2,397.48
DEBT SERVICE		4b Industrial		Other Receivables	87,295.57
Principal Payments	29,552.00	4c Apartments		Total	812,942.61
Interest Payments		Total 1905	61,594,500.00	LIABILITIES, RESERVES, AND SURPLUS	
DEFERRED CHARGES		Land Area 34.35 Sq. Miles		Cash Liabilities	102,069.92
SCHOOL, COUNTY, SPECIAL DISTRICT TAXES	26,702.47	Net Valuation Taxable-Municipal	62,411,743	Reserves for Receivables	412,502.37
RESERVE FOR UNCOLLECTED TAXES	176,550.00	Net Valuation Taxable-County	75,374,169	Surplus Dec. 31, 1988	298,370.32
EXPENDITURES		State Equalized Valuation	78,844,226	Total	812,942.61
TOTAL	2,455,543.22	State Equalization Ratio	78.94		

Population 1980 2,644
 Population 1988 2,537
 S & P Rating
 Moody Rating BAA

General Tax Rate Per \$100.

4.05

State Equalized Tax Rate

2.07

ALPHA BOROUGH - WARREN COUNTY

Form of Government:

Borough Council

Number of Members on Governing Body - 6

PER CAPITA

Gross Debt 770.10

Net Debt 489.23

Debt Service 14.03

Total Tax Levy 754.85

Municipal Expenditures 360.54

PER CENT

Gross Debt 2.50

Net Debt 1.59

Tax Levy Collected 94.23

Tax Levy Cancelled, Abated
or Adjusted

EXPENDITURES		REVENUES-REALIZED		1988 PROPERTY TAX	
GENERAL GOVERNMENT				STATE EQUALIZED TAX RATE \rightarrow 96	
Governing Body & Public Boords		1988 Property Taxes Collected	1,304,241.75	Local District School Taxes	871,235.00
Municipal Clerk		1988 Payments in Lieu of Taxes		Regional & Consolidated School Tax	
Financial Administration	15,938.00	Delinquent Tax & Lien Collections	74,777.10	School Taxes in Municipal Budget	
Assessment of Taxes	7,597.00	Business Personalty Replacement Taxes	32,435.36	County Taxes	625,373.06
Collection of Taxes	9,337.00	Taxes from Public Utilities	131,445.00	County Library Taxes	
Planning, Housing & Development	4,085.00	Other Miscellaneous Tax Revenues		Local Municipal Purpose Taxes	334,978.34
Human Resources	4,519.71	State Aid Revenues	84,701.90	Veteran & Senior Citizen Taxes	54,050.00
Elections	850.00	Federal Aid Revenues		Total Taxes for Rate Computation	1,936,056.40
General Administration (other)	39,412.00	State and Local Fiscal Assistance Act Utilized		Special District Taxes	
JUDICIARY		Sale of Acquired Property		Bank Corp. Taxes	309.53
Municipal Courts	5,830.00	Other Miscellaneous Revenues	219,644.96	Added and Omitted Taxes	32,151.02
PUBLIC SAFETY		Total	2,347,306.07	Total Taxes Levied - ABSTRACT	1,915,066.95
Fire Protection	19,104.80	Prior Years Surplus Appropriated	32,200.00	Total Taxes Billed	1,914,757.42
Police Protection	145,436.29	REVENUES TOTAL	2,379,506.07	1988 TAXES COLLECTED	1,304,241.75
Civil Defense & Disaster Control	500.00	Reserve For Uncollected Taxes	112,398.60	1988 Taxes Cancelled, Abated or Adjusted	
Environmental Inspection & Control	9,625.00	CAPITAL OUTLAY TOTAL	410,541.92	Transfer to Tax Title Liens or Foreclosed	
Other Public Safety		Public Enterprises	15,452.35	Balance Outstanding Dec. 31, 1988	110,515.67
PUBLIC WORKS		Recreation—Culture		PRIOR YEARS TAXES OUTSTANDING	
Streets and Drainage	120,125.00	Public Works	395,089.07	Balance January 1, 1988	73,535.63
Sewers and Sewage Processing		Buildings and Grounds		Collected in 1988	74,053.46
Garbage and Trash Disposal	177,500.00	Library and Education		Cancelled, Abated or Adjusted 1988	
Public Buildings and Grounds	19,265.00	Conservation		Transfers to Tax Title Liens or Foreclosed	
Other Public Works		All Other		Balance December 31, 1988	4,478.22
HEALTH and WELFARE		CAPITAL DEBT AUTHORIZED, DECEMBER 31, 1988		TAX TITLE LIENS OUTSTANDING	
Health Services Except Environmental	800.00	ISSUED AND UNISSUED		Balance January 1, 1988	6,089.69
Welfare-Public Assistance		SCHOOL		Transfer From Taxes	
Hospitals, Clinics, First Aid		Self-liquidating	864,536	Redeemed in 1988	715.64
Animal, Insect, & Rodent Control	1,832.00	Other	1,089,200	Cancelled, Abated or Adjusted (1988)	
Other Welfare Services		Total	1,953,736	Transfers to Foreclosed Property	
RECREATION and CONSERVATION		ISSUED AND OUTSTANDING		Balance December 31, 1988	5,371.05
Beaches and Boardwalks		SCHOOL		PROPERTY ACQUIRED BY DEED OR FORECLOSURE	
Parks, Playgrounds, Shade Trees		Self-Liquidating		Balance January 1, 1988	25,092.50
Land Reclamation & Conservation		Other		Transfers From Taxes or Liens	
Other Recreational Services		Total	1,089,200.00	Sale for Cash (1988)	
EDUCATION (excluding schools)		EQUALIZED VALUATION BASIS		Cancelled, Abated or Adjusted (1988)	
Libraries	23,115.00	FOR NET DEBT COMPUTATION	73,027,239	Balance December 31, 1988	23,092.50
Other Educational Services		REAL PROPERTY VALUATIONS		CURRENT FINANCES DECEMBER 31, 1988	
STATUTORY EXPENDITURES		Code Class # of Parcels % VAL'N	ASSESSED VALUATION	ASSETS	
Pensions & F. I. C. A.	31,157.00	1 Vacant Land 80 1.75	810,000.00	Cash Dec. 31, 1988	759,297.05
Employee Fringe Benefits	14,500.00	2 Residential 756 76.73	35,564,945.00	Taxes Receivable	114,993.39
Other Statutory Expenditures	2,000.00	3 Farm 20 1.00	466,600.00	Tax Title Liens	5,371.05
CETA And Other Public Employment Programs		4a Commercial 47 3.41	3,899,000.00	Foreclosed Property	23,092.50
MUNICIPAL FUNCTIONS TOTAL	704,098.80	4b Industrial 13 8.15	3,777,000.00	Emergencies & Other Deferred Charges	2,025.00
CAPITAL IMPROVEMENTS *MEMO*	5,000.00	4c Apartments 5 3.96	1,335,900.00	State and Federal Aid Receivable	39,000.00
DEBT SERVICE		Total 921	46,353,445.00	Other Receivables	42,275.63
Principal Payments	10,000.00	Land Area 1.70 Sq. Miles		Total	1,001,655.12
Interest Payments	25,534.31	Net Valuation Taxable-Municipal	46,496,347	LIABILITIES, RESERVES, AND SURPLUS	
DEFERRED CHARGES	62,597.45	Net Valuation Taxable-County	32,022,106	Cash Liabilities	699,659.49
SCHOOL, COUNTY, SPECIAL DISTRICT TAXES	1,497,603.06	State Equalized Valuation	90,783,193	Reserves for Receivables	189,274.27
RESERVE FOR UNCOLLECTED TAXES	112,398.60	State Equalization Ratio	51.14	Surplus Dec. 31, 1988	112,721.36
EXPENDITURES TOTAL	2,412,237.22			Total	1,001,655.12

0202

Population 1980 1,549
 Population 1988 1,694
 S & P Rating AA
 Maady Rating A1

General Tax Rate Per \$100. 1.33
 State Equalized Tax Rate .60

ALPINE BOROUGH - BERGEN COUNTY

Form of Government:

Borough Council

Number of Members on Governing Body - 6

PER CAPITA:

Gross Debt 1,188.30
 Net Debt 1,188.30
 Debt Service 104.25
 Total Tax Levy 2,231.72
 Municipal Expenditures 1,059.23

PER CENT:

Gross Debt .40
 Net Debt .40
 Tax Levy Collected 92.47
 Tax Levy Cancelled, Abated or Adjusted .82

EXPENDITURES		REVENUES-REALIZED		1988 PROPERTY TAX	
GENERAL GOVERNMENT				STATE EQUALIZED TAX RATE .28	
Governing Body & Public Boards		1988 Property Taxes Collected 3,513,593.08		Local District School Taxes .28	
Municipal Clerk		1988 Payments in Lieu of Taxes 34,000.00		Regional & Consolidated School Tax	
Financial Administration 30,870.00		Delinquent Tax & Lien Collections 216,689.65		School Taxes in Municipal Budget	
Assessment of Taxes 12,730.00		Business Personalty Replacement Taxes 14,812.48		County Taxes .21	
Collection of Taxes 10,790.00		Taxes from Public Utilities 340,668.00		County Library Taxes	
Planning, Housing & Development 10,150.00		Other Miscellaneous Tax Revenues 44,945.40		Local Municipal Purpose Taxes .11	
Human Resources 32,712.54		State Aid Revenues		Veteran & Senior Citizen Taxes	
Elections 830.00		Federal Aid Revenues		Total Taxes for Rate Computation .60	
General Administration (other) 128,642.00		State and Local Fiscal Assistance Act Utilized		Special District Taxes	
JUDICIARY		Sale of Acquired Property		Bank Corp. Taxes	
Municipal Courts 25,600.00		Other Miscellaneous Revenues		Added and Omitted Taxes	
PUBLIC SAFETY		Total 4,614,684.32		Total Taxes Levied - ABSTRACT	
Fire Protection 54,759.40		Prior Years Surplus Appropriated 164,000.00		Total Taxes Billed	
Police Protection 572,875.62		REVENUES TOTAL 4,778,684.32		1988 TAXES COLLECTED	
Civil Defense & Disaster Control		Reserve For Uncollected Taxes 320,258.05		1988 Taxes Cancelled, Abated or Adjusted	
Environmental Inspection & Control 23,480.00		CAPITAL OUTLAY TOTAL 306,042.13		Transfer to Tax Title Liens or Foreclosed	
Other Public Safety				Balance Outstanding Dec. 31, 1988	
PUBLIC WORKS				PRIOR YEARS TAXES OUTSTANDING	
Streets and Drainage 128,150.00		Public Enterprises		Balance January 1, 1988	
Sewers and Sewage Processing 1,234.06		Recreation—Culture		Collected in 1988	
Garbage and Trash Disposal		Public Works 73,252.82		Cancelled, Abated or Adjusted 1988	
Public Buildings and Grounds 28,070.00		Buildings and Grounds 223,921.81		Transfers to Tax Title Liens or Foreclosed	
Other Public Works 11,500.00		Library and Education		Balance December 31, 1988	
HEALTH and WELFARE		Conservation 8,867.50		TAX TITLE LIENS OUTSTANDING	
Health Services Except Environmental		All Other		Balance January 1, 1988	
Welfare-Public Assistance 1,260.00		CAPITAL DEBT AUTHORIZED, DECEMBER 31, 1988		Transfer From Taxes	
Hospitals, Clinics, First Aid 1,200.00		ISSUED AND UNISSUED GROSS DEBT NET DEBT		Redeemed in 1988	
Animal, Insect, & Radent Control 2,000.00		School		Cancelled, Abated or Adjusted (1988)	
Other Welfare Services		Self-liquidating		Transfers to Foreclosed Property	
RECREATION and CONSERVATION		Other 2,012,988		Balance December 31, 1988	
Beaches and Boardwalks		Total 2,012,988		PROPERTY ACQUIRED BY DEED OR	
Parks, Playgrounds, Shade Trees 1,300.00		ISSUED AND OUTSTANDING		FORECLOSURE	
Land Reclamation & Conservation 600.00		School		Balance January 1, 1988	
Other Recreational Services 3,650.00		Self-Liquidating		Transfers From Taxes or Liens	
EDUCATION (excluding schools)		Other 1,843,700.00		Sale for Cash (1988)	
Libraries		Total 1,843,700.00		Cancelled, Abated or Adjusted (1988)	
Other Educational Services		EQUALIZED VALUATION BASIS		Balance December 31, 1988	
STATUTORY EXPENDITURES		FOR NET DEBT COMPUTATION 505,004,159		CURRENT FINANCES DECEMBER 31, 1988	
Pensions & F. I. C. A. 113,513.00		REAL PROPERTY VALUATIONS		ASSETS	
Employee Fringe Benefits 73,350.04		Code Class # of Parcels % VAL'N ASSESSED VALUATION		Cash Dec. 31, 1988	
Other Statutory Expenditures		1 Vacant Land 119 9.00 25,507,700.00		Taxes Receivable	
CETA And Other Public Employment Programs		2 Residential 563 84.88 240,479,000.00		Tax Title Liens	
MUNICIPAL FUNCTIONS TOTAL 1,236,556.66		3 Farm 27 6.12 17,341,790.00		Foreclosed Property	
CAPITAL IMPROVEMENTS *MEMO* 7,000.00		4a Commercial 27 6.12 17,341,790.00		Emergencies & Other Deferred Charges	
DEBT SERVICE		4b Industrial		State and Federal Aid Receivable	
Principal Payments 70,000.00		4c Apartments		Other Receivables	
Interest Payments 106,600.00		Total 709 283,328,490.00		Total	
DEFERRED CHARGES 10,923.76		Land Area 6.20 Sq. Miles		LIABILITIES, RESERVES, AND SURPLUS	
SCHOOL, COUNTY, SPECIAL DISTRICT TAXES 3,089,518.36		Net Valuation Taxable-Municipal 283,631,068		Cash Liabilities	
RESERVE FOR UNCOLLECTED TAXES 320,258.05		Net Valuation Taxable-County 536,923,027		Reserves for Receivables	
EXPENDITURES TOTAL 4,883,856.83		State Equalized Valuation 628,943,559		Surplus Dec. 31, 1988	
		State Equalization Ratio 45.07		Total	

1901

Population 1980 892
Population 1988 855
S & P Rating
Moody Rating

General Tax Rate Per \$100.

5.04

State Equalized Tax Rate

1.80

ANDOVER BOROUGH – SUSSEX COUNTY

Form of Government:

Borough Council

Number of Members on Governing Body – 6

PER CAPITA:

Gross Debt 33.94
Net Debt 23.07
Debt Service 22.47
Total Tax Levy 790.85
Municipal Expenditures 433.12

PER CENT:

Gross Debt .11
Net Debt .03
Tax Levy Collected 93.59
Tax Levy Cancelled, Abated or Adjusted .24

EXPENDITURES		REVENUES-REALIZED		1988 PROPERTY TAX	
GENERAL GOVERNMENT				STATE EQUALIZED TAX RATE →	
Governing Body & Public Boards	11,500.00	1988 Property Taxes Collected	627,657.39	Local District School Taxes	
Municipal Clerk	15,000.00	1988 Payments in Lieu of Taxes		Regional & Consolidated School Tax 1.02	372,439.93
Financial Administration	9,100.00	Delinquent Tax & Lien Collections	50,881.84	School Taxes in Municipal Budget	
Assessment of Taxes	18,900.00	Business Personalty Replacement Taxes	12,634.40	County Taxes .47 *	175,041.77
Collection of Taxes	3,100.00	Taxes from Public Utilities	66,734.00	County Library Taxes .03	12,066.39
Planning, Housing & Development	18,151.43	Other Miscellaneous Tax Revenues		Local Municipal Purpose Taxes .27	98,360.77
Human Resources		State Aid Revenues	42,853.71	Veteran & Senior Citizen Taxes	5,000.00
Elections		Federal Aid Revenues		Total Taxes for Rate Computation 1.79	669,452.36
General Administration (other)	33,751.06	State and Local Fiscal Assistance Act Utilized		Special District Taxes	
JUDICIARY		Sale of Acquired Property		Bank Corp. Taxes	11,719.77
Municipal Courts	14,000.00	Other Miscellaneous Revenues	37,916.15	Added and Omitted Taxes	
PUBLIC SAFETY		Total	333,677.49	Total Taxes Levied - ABSTRACT	676,173.63
Fire Protection	24,842.80	Prior Years Surplus Appropriated	90,000.00	Total Taxes Billed	670,647.35
Police Protection	9,737.43	REVENUES TOTAL	979,677.49	1988 TAXES COLLECTED	627,657.39
Civil Defense & Disaster Control	400.00	Reserve For Uncollected Taxes	41,757.15	1988 Taxes Cancelled, Abated or Adjusted	1,639.00
Environmental Inspection & Control	12,000.00	CAPITAL OUTLAY TOTAL	46.00	Transfer to Tax Title Liens or Foreclosed	3,360.64
Other Public Safety				Balance Outstanding Dec. 31, 1988	37,491.32
PUBLIC WORKS				PRIOR YEARS TAXES OUTSTANDING	
Streets and Drainage	70,500.00	Public Enterprises		Balance January 1, 1988	26,167.63
Sewers and Sewage Processing	2,231.83	Recreation—Culture		Collected in 1988	25,263.15
Garbage and Trash Disposal	7,000.00	Public Works	46.00	Cancelled, Abated or Adjusted 1988	
Public Buildings and Grounds	7,200.00	Buildings and Grounds		Transfers to Tax Title Liens or Foreclosed	
Other Public Works		Library and Education		Balance December 31, 1988	904.43
HEALTH and WELFARE		Conservation		TAX TITLE LIENS OUTSTANDING	
Health Services Except Environmental	4,000.00	All Other		Balance January 1, 1988	32,360.73
Welfare-Public Assistance	1,575.00	CAPITAL DEBT AUTHORIZED, DECEMBER 31, 1988		Transfer From Taxes	3,360.64
Hospitals, Clinics, First Aid	500.00	ISSUED AND UNISSUED GROSS DEBT NET DEBT		Redeemed in 1988	25,618.69
Animal, Insect, & Rodent Control	2,000.00	School 9,292		Cancelled, Abated or Adjusted (1988)	
Other Welfare Services		Self-liquidating		Transfers to Foreclosed Property	
RECREATION and CONSERVATION		Other 24,000	24,000	Balance December 31, 1988	10,602.63
Beaches and Boardwalks		Total 33,292	24,000	PROPERTY ACQUIRED BY DEED OR	
Parks, Playgrounds, Shade Trees	8,500.00	ISSUED AND OUTSTANDING		FORECLOSURE	
Land Reclamation & Conservation		School	9,292.36	Balance January 1, 1988	121,400.00
Other Recreational Services	5,700.00	Self-Liquidating		Transfers From Taxes or Liens	
EDUCATION (excluding schools)		Other	17,000.00	Sale for Cash (1988)	
Libraries		Total 26,292.36		Cancelled, Abated or Adjusted (1988)	121,400.00
Other Educational Services		EQUALIZED VALUATION BASIS		Balance December 31, 1988	
STATUTORY EXPENDITURES		FOR NET DEBT COMPUTATION	31,222.632	CURRENT FINANCES DECEMBER 31, 1988	
Pensions & F. I. C. A.	8,900.00	REAL PROPERTY VALUATIONS		ASSETS	
Employee Fringe Benefits		Code Class # of Parcels % VAL'N		Cash Dec. 31, 1988	311,469.86
Other Statutory Expenditures	1,000.00	1 Vacant Land 58 2.81	366,600.00	Taxes Receivable	38,396.30
CETA And Other Public Employment Programs		2 Residential 187 63.78	8,321,030.00	Tax Title Liens	10,602.63
MUNICIPAL FUNCTIONS TOTAL	299,649.63	3 Farm 19 2.79	364,500.00	Foreclosed Property	
CAPITAL IMPROVEMENTS *MEMO*	5,000.00	4a Commercial 47 26.48	3,454,800.00	Emergencies & Other Deferred Charges	22,500.00
DEBT SERVICE		4b Industrial 2 1.59	207,900.00	State and Federal Aid Receivable	
Principal Payments	17,000.00	4c Apartments 2 2.54	331,000.00	Other Receivables	7,484.29
Interest Payments	2,210.00	Total 315	13,045,830.00	Total	390,453.13
DEFERRED CHARGES	9,700.00	Land Area 1.40 Sq. Miles		LIABILITIES, RESERVES, AND SURPLUS	
SCHOOL, COUNTY, SPECIAL DISTRICT TAXES	565,598.09	Net Valuation Taxable-Municipal	13,185,105	Cash Liabilities	115,277.55
RESERVE FOR UNCOLLECTED TAXES	41,757.15	Net Valuation Taxable-County	33,074,649	Reserves for Receivables	56,483.27
EXPENDITURES TOTAL	935,914.87	State Equalized Valuation	36,743,736	Surplus Dec. 31, 1988	218,692.31
		State Equalization Ratio	35.64	Total	390,453.13

1902

Population 1980 4,505
 Population 1988 5,087
 S & P Rating A
 Moody Rating

General Tax Rate Per \$100.

3.42

State Equalized Tax Rate

1.82

ANDOVER TOWNSHIP — SUSSEX COUNTY

Form of Government:

Township Committee

Number of Members on Governing Body — 5

PER CAPITA:

Gross Debt 148.89
 Net Debt 134.99
 Debt Service 32.31
 Total Tax Levy 1,064.92
 Municipal Expenditures 399.71

PER CENT:

Gross Debt .32
 Net Debt .29
 Tax Levy Collected 95.05
 Tax Levy Cancelled, Abated or Adjusted .03

EXPENDITURES		REVENUES-REALIZED		1988 PROPERTY TAX	
GENERAL GOVERNMENT		1988 Property Taxes Collected		STATE EQUALIZED TAX RATE →	
Governing Body & Public Boards		1988 Payments in Lieu of Taxes	5,156,659.65	Local District School Taxes	
Municipal Clerk		Delinquent Tax & Lien Collections	2,450.66	Regional & Consolidated School Tax	.95
Financial Administration	57,421.95	Business Personality Replacement Taxes	235,771.18	School Taxes in Municipal Budget	
Assessment of Taxes	15,195.00	Taxes from Public Utilities	62,434.23	County Taxes	.47
Collection of Taxes	13,202.49	Other Miscellaneous Tax Revenues	257,535.00	County Library Taxes	.03
Planning, Housing & Development	32,799.22	State Aid Revenues	44,892.33	Local Municipal Purpose Taxes	.37
Human Resources	31,217.00	Federal Aid Revenues		Veteran & Senior Citizen Taxes	
Elections		State and Local Fiscal Assistance Act Utilized		Total Taxes for Rate Computation	1.82
General Administration (other)	270,757.80	Sale of Acquired Property		Special District Taxes	
JUDICIARY		Other Miscellaneous Revenues	327,558.29	Bank Corp. Taxes	
Municipal Courts	19,822.52	Total	6,137,301.44	Added and Omitted Taxes	93,199.56
PUBLIC SAFETY		Prior Years Surplus Appropriated	396,500.00	Total Taxes Levied - ABSTRACT	5,417,255.07
Fire Protection	18,934.96	REVENUES TOTAL	6,533,801.44	Total Taxes Billed	5,425,450.53
Police Protection	358,715.86	Reserve For Uncollected Taxes	330,000.00	1988 TAXES COLLECTED	5,156,659.65
Civil Defense & Disaster Control		CAPITAL OUTLAY TOTAL	62,662.90	1988 Taxes Cancelled, Abated or Adjusted	1,887.96
Environmental Inspection & Control	39,550.37	Public Enterprises		Transfer to Tax Title Liens or Foreclosed	3,564.94
Other Public Safety		Recreation—Culture		Balance Outstanding Dec. 31, 1988	263,337.98
PUBLIC WORKS		Public Works	50,332.90	PRIOR YEARS TAXES OUTSTANDING	
Streets and Drainage	274,610.52	Buildings and Grounds	12,330.00	Balance January 1, 1988	296,574.68
Sewers and Sewage Processing	3,130.01	Library and Education		Collected in 1988	283,167.88
Garbage and Trash Disposal	147,919.99	Conservation		Cancelled, Abated or Adjusted 1988	8,830.23
Public Buildings and Grounds	38,000.00	All Other		Transfers to Tax Title Liens or Foreclosed	
Other Public Works		CAPITAL DEBT AUTHORIZED, DECEMBER 31, 1988		Balance December 31, 1988	4,576.57
HEALTH and WELFARE		ISSUED AND UNISSUED GROSS DEBT NET DEBT		TAX TITLE LIENS OUTSTANDING	
Health Services Except Environmental	3,834.44	School	70,707	Balance January 1, 1988	16,673.21
Welfare-Public Assistance	4,000.00	Self-liquidating		Transfer From Taxes	3,564.94
Hospitals, Clinics, First Aid		Other	636,674	Redeemed in 1988	2,603.30
Animal, Insect, & Rodent Control	5,200.00	Total	757,381	Cancelled, Abated or Adjusted (1988)	
Other Welfare Services		ISSUED AND OUTSTANDING		Transfers to Foreclosed Property	
RECREATION and CONSERVATION		School		Balance December 31, 1988	17,634.85
Beaches and Boardwalks		Self-Liquidating		PROPERTY ACQUIRED BY DEED OR	
Parks, Playgrounds, Shade Trees	11,530.56	Other		FORECLOSURE	
Land Reclamation & Conservation	900.00	Total		Balance January 1, 1988	700.00
Other Recreational Services	3,850.00	EQUALIZED VALUATION BASIS		Transfers From Taxes or Liens	
EDUCATION (excluding schools)		FOR NET DEBT COMPUTATION	237,580,380	Sale for Cash (1988)	
Libraries		REAL PROPERTY VALUATIONS		Cancelled, Abated or Adjusted (1988)	
Other Educational Services		Code Class # of Parcels % VAL'N ASSESSED VALUATION		Balance December 31, 1988	700.00
STATUTORY EXPENDITURES		1 Vacant Land 453 5.31 8,256,000.00		CURRENT FINANCES DECEMBER 31, 1988	
Pensions & F. I. C. A.	86,940.63	2 Residential 1447 72.39 112,549,840.00		ASSETS	
Employee Fringe Benefits	72,129.75	3 Farm 192 4.80 7,469,600.00		Cash Dec. 31, 1988	1,129,182.19
Other Statutory Expenditures	2,000.00	4a Commercial 89 15.07 23,428,700.00		Taxes Receivable	267,914.55
CETA And Other Public Employment Programs		4b Industrial 12 1.43 2,226,500.00		Tax Title Liens	17,634.85
MUNICIPAL FUNCTIONS TOTAL	1,512,913.07	4c Apartments 10 .99 1,542,000.00		Foreclosed Property	700.00
CAPITAL IMPROVEMENTS *MEMO*	67,024.61	Total 2203 155,472,640.00		Emergencies & Other Deferred Charges	45,000.00
DEBT SERVICE		Land Area 21.20 Sq. Miles		State and Federal Aid Receivable	7,012.61
Principal Payments	100,000.00	Net Valuation Taxable-Municipal	155,913,771	Other Receivables	7,170.59
Interest Payments	64,365.00	Net Valuation Taxable-County	256,253,769	Total	1,474,614.79
DEFERRED CHARGES	26,045.79	State Equalized Valuation	291,915,897	LIABILITIES, RESERVES, AND SURPLUS	
SCHOOL, COUNTY, SPECIAL DISTRICT TAXES	4,232,635.51	State Equalization Ratio	53.34	Cash Liabilities	341,151.80
RESERVE FOR UNCOLLECTED TAXES	330,000.00			Reserves for Receivables	293,419.99
EXPENDITURES TOTAL	6,266,009.37			Surplus Dec. 31, 1988	840,043.00
				Total	1,474,614.79

1303
Population 1980 17,015
Population 1988 15,790
S & P Rating
Moody Rating A

General Tax Rate Per \$100. 2.98
State Equalized Tax Rate 3.03

ASBURY PARK CITY — MONMOUTH CO.
Form of Government:
Council-Manager (1923)
Number of Members on Governing Body — 5

PER CAPITA:
Gross Debt 2,402.51
Net Debt 406.25
Debt Service 40.84
Total Tax Levy 784.37
Municipal Expenditures 820.26
PER CENT:
Gross Debt 12.24
Net Debt 2.07
Tax Levy Collected 33.64
Tax Levy Cancelled, Abated or Adjusted

EXPENDITURES		REVENUES-REALIZED		1988 PROPERTY TAX	
GENERAL GOVERNMENT				STATE EQUALIZED TAX RATE	
Governing Body & Public Boards		1988 Property Taxes Collected	10,933,349.92	Local District School Taxes	1.17 4,790,381.50
Municipal Clerk		1988 Payments in Lieu of Taxes	496,640.99	Regional & Consolidated School Tax	
Financial Administration	265,278.46	Delinquent Tax & Lien Collections	1,035,633.56	School Taxes in Municipal Budget	.01 31,133.00
Assessment of Taxes	79,367.34	Business Personalty Replacement Taxes	473,657.65	County Taxes	.35 * 1,443,223.73
Collection of Taxes	96,756.00	Taxes from Public Utilities	916,623.00	County Library Taxes	
Planning, Housing & Development	12,430.00	Other Miscellaneous Tax Revenues		Local Municipal Purpose Taxes	1.49 6,061,954.90
Human Resources	884,501.00	State Aid Revenues	2,850,652.37	Veteran & Senior Citizen Taxes	
Elections	4,200.00	Federal Aid Revenues		Total Taxes for Rate Computation	3.02 12,384,393.13
General Administration (other)	1,385,023.06	State and Local Fiscal Assistance Act Utilized		Special District Taxes	
JUDICIARY		Sale of Acquired Property		Bank Corp. Taxes	50,035.37
Municipal Courts	196,300.00	Other Miscellaneous Revenues	1,331,797.99	Added and Omitted Taxes	3,412.27
PUBLIC SAFETY		Total	18,083,355.43	Total Taxes Levied - ABSTRACT	12,385,145.32
Fire Protection	1,853,766.63	Prior Years Surplus Appropriated	150,000.00	Total Taxes Billed	12,335,110.54
Police Protection	1,825,113.00	REVENUES	TOTAL 18,238,355.43	1988 TAXES COLLECTED	10,933,349.92
Civil Defense & Disaster Control	1,550.00	Reserve For Uncollected Taxes	1,267,884.90	1988 Taxes Cancelled, Abated or Adjusted	
Environmental Inspection & Control	12,000.00	CAPITAL OUTLAY	TOTAL 7,649,573.17	Transfer to Tax Title Liens or Foreclosed	
Other Public Safety				Balance Outstanding Dec. 31, 1988	1,401,760.62
PUBLIC WORKS				PRIOR YEARS TAXES OUTSTANDING	
Streets and Drainage	890,942.63	Public Enterprises	7,641,040.49	Balance January 1, 1988	969,327.23
Sewers and Sewage Processing	1,520,000.00	Recreation—Culture	3,364.50	Collected in 1988	916,361.65
Garbage and Trash Disposal		Public Works		Cancelled, Abated or Adjusted 1988	
Public Buildings and Grounds	71,400.00	Buildings and Grounds	5,168.18	Transfers to Tax Title Liens or Foreclosed	
Other Public Works		Library and Education		Balance December 31, 1988	53,465.53
HEALTH and WELFARE		Conservation		TAX TITLE LIENS OUTSTANDING	
Health Services Except Environmental	57,175.00	All Other		Balance January 1, 1988	168,396.42
Welfare-Public Assistance	195,946.34	CAPITAL DEBT AUTHORIZED, DECEMBER 31, 1988		Transfer From Taxes	
Hospitals, Clinics, First Aid		ISSUED AND UNISSUED	GROSS DEBT	Redeemed in 1988	119,271.91
Animal, Insect, & Rodent Control		School	16,938,300	Cancelled, Abated or Adjusted (1988)	
Other Welfare Services		Self-liquidating	18,080,353	Transfers to Foreclosed Property	
RECREATION and CONSERVATION		Other	2,917,000	Balance December 31, 1988	49,624.51
Beaches and Boardwalks		Total	37,935,653	PROPERTY ACQUIRED BY DEED OR FORECLOSURE	
Parks, Playgrounds, Shade Trees	20,138.00	ISSUED AND OUTSTANDING		Balance January 1, 1988	662,550.00
Land Reclamation & Conservation		School	3,740,000.00	Transfers From Taxes or Liens	
Other Recreational Services	43,320.00	Self-Liquidating	13,000,000.00	Sale for Cash (1988)	
EDUCATION (excluding schools)		Other	2,309,000.00	Cancelled, Abated or Adjusted (1988)	
Libraries	179,705.00	Total	19,049,000.00	Balance December 31, 1988	662,550.00
Other Educational Services		EQUALIZED VALUATION BASIS		CURRENT FINANCES DECEMBER 31, 1988	
STATUTORY EXPENDITURES		FOR NET DEBT COMPUTATION	309,940,970	ASSETS	
Pensions & F. I. C. A.	1,249,419.00	REAL PROPERTY VALUATIONS		Cash Dec. 31, 1988	2,070,333.33
Employee Fringe Benefits		Code Class # of Parcels % VAL'N	ASSESSED VALUATION	Taxes Receivable	1,455,226.20
Other Statutory Expenditures		1 Vacant Land 236 1.23	4,910,300.00	Tax Title Liens	49,624.51
CETA And Other Public Employment Programs		2 Residential 2329 49.47	197,874,000.00	Foreclosed Property	662,550.00
MUNICIPAL FUNCTIONS	TOTAL 10,849,401.46	3 Farm		Emergencies & Other Deferred Charges	151,300.00
CAPITAL IMPROVEMENTS	*MEMO*	4a Commercial 457 21.88	87,509,300.00	State and Federal Aid Receivable	318,407.16
DEBT SERVICE		4b Industrial 7 .84	3,378,900.00	Other Receivables	42,440.93
Principal Payments	337,000.00	4c Apartments 206 26.57	106,280,700.00	Total	4,750,387.13
Interest Payments	307,928.50	Total	399,953,700.00	LIABILITIES, RESERVES, AND SURPLUS	
TYPE I SCHL DEBT *MEMO	221,613.00	Land Area 1.50 Sq. Miles		Cash Liabilities	1,726,214.36
DEFERRED CHARGES	139,700.00	Net Valuation Taxable-Municipal	414,345,929	Reserves for Receivables	2,379,341.64
SCHOOL, COUNTY, SPECIAL DISTRICT TAXES	6,264,743.28	Net Valuation Taxable-County	338,827,030	Surplus Dec. 31, 1988	644,331.13
RESERVE FOR UNCOLLECTED TAXES	1,267,884.90	State Equalized Valuation	4,13,230,056	Total	4,750,387.13
EXPENDITURES	TOTAL 19,216,658.14	State Equalization Ratio	101.54		

0102

Population 1980 40,199
 Population 1988 35,014
 S & P Rating A
 Moody Rating BAA1

General Tax Rate Per \$100.

2.07

State Equalized Tax Rate

1.96

ATLANTIC CITY CITY - ATLANTIC COUNTY

Form of Government:

Mayor-Council Plan D (OMCL 50)

Number of Members on Governing Body - 5

PER CAPITA:

Gross Debt 2,545.34
 Net Debt 1,744.08
 Debt Service 168.33
 Total Tax Levy 3,742.97
 Municipal Expenditures 2,975.47

PER CENT:

Gross Debt 1.47
 Net Debt 1.01
 Tax Levy Collected 93.23
 Tax Levy Cancelled, Abated or Adjusted .78

EXPENDITURES		REVENUES-REALIZED		1988 PROPERTY TAX	
GENERAL GOVERNMENT				STATE EQUALIZED TAX RATE	
Governing Body & Public Boards	1,286,037.40	1988 Property Taxes Collected		Local District School Taxes	22,360,378.00
Municipal Clerk		1988 Payments in Lieu of Taxes		Regional & Consolidated School Tax	
Financial Administration	1,123,704.03	Delinquent Tax & Lien Collections		School Taxes in Municipal Budget	
Assessment of Taxes	353,364.69	Business Personalty Replacement Taxes		County Taxes	30,329,655.66
Collection of Taxes	492,031.74	Taxes from Public Utilities		County Library Taxes	
Planning, Housing & Development	850,268.39	Other Miscellaneous Tax Revenues		Local Municipal Purpose Taxes	77,612,258.22
Human Resources	1,152,717.27	State Aid Revenues		Veteran & Senior Citizen Taxes	315,050.00
Elections		Federal Aid Revenues		Total Taxes for Rate Computation	130,617,341.88
General Administration (other)	14,403,059.32	State and Local Fiscal Assistance Act Utilized		Special District Taxes	
JUDICIARY		Sale of Acquired Property		Bank Corp. Taxes	65,444.48
Municipal Courts	983,312.24	Other Miscellaneous Revenues		Added and Omitted Taxes	688,688.80
PUBLIC SAFETY		Total		Total Taxes Levied - ABSTRACT	131,056,425.16
Fire Protection	13,104,601.14	Prior Years Surplus Appropriated		Total Taxes Collected	131,032,090.36
Police Protection	23,576,731.08	REVENUES		1988 TAXES COLLECTED	122,163,283.96
Civil Defense & Disaster Control	173,436.97	Reserve For Uncollected Taxes		1988 Taxes Cancelled, Abated or Adjusted	1,019,424.00
Environmental Inspection & Control	2,406,146.82	CAPITAL OUTLAY		Transfer to Tax Title Liens or Foreclosed	
Other Public Safety	39,970.21	TOTAL		Balance Outstanding Dec. 31, 1988	7,849,382.40
PUBLIC WORKS		Public Enterprises		PRIOR YEARS TAXES OUTSTANDING	
Streets and Drainage	525,542.64	Recreation—Culture		Balance January 1, 1988	13,777,349.75
Sewers and Sewage Processing	2,025,908.56	Public Works		Collected in 1988	6,666,419.68
Garbage and Trash Disposal	2,406,701.13	Buildings and Grounds		Cancelled, Abated or Adjusted 1988	
Public Buildings and Grounds	4,423,036.83	Library and Education		Transfers to Tax Title Liens or Foreclosed	
Other Public Works	700,098.23	Conservation		Balance December 31, 1988	7,110,930.07
HEALTH and WELFARE		All Other		TAX TITLE LIENS OUTSTANDING	
Health Services Except Environmental	3,481,333.03	CAPITAL DEBT AUTHORIZED, DECEMBER 31, 1988		Balance January 1, 1988	1,258,088.43
Welfare-Public Assistance	1,223,216.22	ISSUED AND UNISSUED		Transfer From Taxes	
Hospitals, Clinics, First Aid		GROSS DEBT		Redeemed in 1988	335,699.49
Animal, Insect, & Rodent Control	1,125.00	NET DEBT		Cancelled, Abated or Adjusted (1988)	
Other Welfare Services		SCHOOL		Transfers to Foreclosed Property	
RECREATION and CONSERVATION		Self-Liquidating		Balance December 31, 1988	922,388.94
Beaches and Boardwalks	2,397,204.54	Other		PROPERTY ACQUIRED BY DEED OR FORECLOSURE	
Parks, Playgrounds, Shade Trees	772,307.36	Total		Balance January 1, 1988	5,205,872.00
Land Reclamation & Conservation	55,250.00	ISSUED AND OUTSTANDING		Transfers From Taxes or Liens	
Other Recreational Services	455,758.09	SCHOOL		Sale for Cash (1988)	
EDUCATION (excluding schools)		Self-Liquidating		Cancelled, Abated or Adjusted (1988)	
Libraries	1,931,338.26	Other		Balance December 31, 1988	5,205,872.00
Other Educational Services	75,000.00	Total		CURRENT FINANCES DECEMBER 31, 1988	
STATUTORY EXPENDITURES		EQUALIZED VALUATION BASIS		ASSETS	
Pensions & F. I. C. A.	8,741,277.93	FOR NET DEBT COMPUTATION		Cash Dec. 31, 1988	20,215,377.86
Employee Fringe Benefits		REAL PROPERTY VALUATIONS		Taxes Receivable	14,960,312.47
Other Statutory Expenditures	50,000.00	Code Class # of Parcels % VAL'N		Tax Title Liens	922,388.94
CETA And Other Public Employment Programs		1 Vacant Land 2861 7.00		Foreclosed Property	5,205,872.00
MUNICIPAL FUNCTIONS		2 Residential 11414 15.88		Emergencies & Other Deferred Charges	122,172.96
CAPITAL IMPROVEMENTS		3 Farm		State and Federal Aid Receivable	
DEBT SERVICE		4a Commercial 2316 74.91		Other Receivables	789,702.52
Principal Payments	2,313,000.00	4b Industrial 14 .35		Total	42,215,826.75
Interest Payments	3,080,305.08	4c Apartments 248 1.86		LIABILITIES, RESERVES, AND SURPLUS	
TYPE I SCHL DEBT *MEMO		Total 16853		Cash Liabilities	13,789,082.11
DEFERRED CHARGES	575,522.02	Land Area 11.84 Sq. Miles		Reserves for Receivables	21,878,275.93
SCHOOL, COUNTY, SPECIAL DISTRICT TAXES	52,690,033.66	Net Valuation Taxable-Municipal		Surplus Dec. 31, 1988	6,548,468.71
RESERVE FOR UNCOLLECTED TAXES	8,393,629.38	Net Valuation Taxable-County		Total	42,215,826.75
EXPENDITURES		State Equalized Valuation			
TOTAL	156,873,119.81	State Equalization Ratio			

1304
Population 1980 4,950
Population 1988 5,011
S & P Rating
Moody Rating A

General Tax Rate Per \$100. 3.63
State Equalized Tax Rate 1.89

ATLANTIC HIGHLANDS – MONMOUTH CO.
Form of Government:
Borough Council
Number of Members on Governing Body – 6

PER CAPITA:
Gross Debt 1,255.67
Net Debt 519.75
Debt Service 62.56
Total Tax Levy 1,087.57
Municipal Expenditures 564.04

PER CENT
Gross Debt 2.75
Net Debt 1.14
Tax Levy Collected 97.04
Tax Levy Cancelled, Abated or Adjusted

EXPENDITURES		REVENUES-REALIZED		1988 PROPERTY TAX	
GENERAL GOVERNMENT		1988 Property Taxes Collected		STATE EQUALIZED TAX RATE	
Governing Body & Public Boards			5,285,484.70	Local District School Taxes	.47 1,334,373.17
Municipal Clerk				Regional & Consolidated School Tax	.48 1,355,445.64
Financial Administration	23,575.00	1988 Payments in Lieu of Taxes		School Taxes in Municipal Budget	
Assessment of Taxes	19,008.00	Delinquent Tax & Lien Collections	164,492.35	County Taxes	.35 * 980,316.32
Collection of Taxes	51,818.00	Business Personalty Replacement Taxes	33,875.44	County Library Taxes	.01 30,564.59
Planning, Housing & Development	25,691.27	Taxes from Public Utilities	234,605.00	Local Municipal Purpose Taxes	.52 1,646,335.26
Human Resources	29,127.00	Other Miscellaneous Tax Revenues		Veteran & Senior Citizen Taxes	
Elections	2,000.00	State Aid Revenues	74,103.00	Total Taxes for Rate Computation	1.89 5,394,590.43
General Administration (other)	220,931.17	Federal Aid Revenues		Special District Taxes	
JUDICIARY		State and Local Fiscal Assistance Act Utilized	634.00	Bank Corp. Taxes	3,220.33
Municipal Courts	57,269.89	Sale of Acquired Property		Added and Omitted Taxes	93,023.42
PUBLIC SAFETY		Other Miscellaneous Revenues	334,177.11	Total Taxes Levied - ABSTRACT	5,449,789.78
Fire Protection	79,331.03	Total	6,127,432.11	Total Taxes Billed	5,440,563.90
Police Protection	573,776.46	Prior Years Surplus Appropriated	670,000.00	1988 TAXES COLLECTED	5,285,484.70
Civil Defense & Disaster Control	4,000.00	REVENUES TOTAL	6,797,432.11	1988 Taxes Cancelled, Abated or Adjusted	
Environmental Inspection & Control	27,153.06	Reserve For Uncollected Taxes	468,728.96	Transfer to Tax Title Liens or Foreclosed	2,514.90
Other Public Safety		CAPITAL OUTLAY	570,621.36	Balance Outstanding Dec. 31, 1988	153,569.30
PUBLIC WORKS		Total		PRIOR YEARS TAXES OUTSTANDING	
Streets and Drainage	199,926.60	Public Enterprises	382,390.03	Balance January 1, 1988	161,663.69
Sewers and Sewage Processing		Recreation—Culture		Collected in 1988	161,663.69
Garbage and Trash Disposal	149,214.00	Public Works	183,231.73	Cancelled, Abated or Adjusted 1988	
Public Buildings and Grounds	51,175.00	Buildings and Grounds		Transfers to Tax Title Liens or Foreclosed	
Other Public Works	71,237.62	Library and Education		Balance December 31, 1988	
HEALTH and WELFARE		Conservation		TAX TITLE LIENS OUTSTANDING	
Health Services Except Environmental	6,709.00	All Other		Balance January 1, 1988	12,469.42
Welfare-Public Assistance	2,256.00	CAPITAL DEBT AUTHORIZED, DECEMBER 31, 1988		Transfer From Taxes	2,514.90
Hospitals, Clinics, First Aid		ISSUED AND UNISSUED		Redeemed in 1988	2,324.17
Animal, Insect, & Rodent Control		GROSS DEBT		Cancelled, Abated or Adjusted (1988)	
Other Welfare Services		School	1,130,000	Transfers to Foreclosed Property	
RECREATION and CONSERVATION		Self-liquidating	4,109,952	Balance December 31, 1988	12,160.15
Beaches and Boardwalks		Other	1,052,200	PROPERTY ACQUIRED BY DEED OR FORECLOSURE	
Parks, Playgrounds, Shade Trees	30,701.00	Total	6,292,152	Balance January 1, 1988	25,030.00
Land Reclamation & Conservation	200,000.00	ISSUED AND OUTSTANDING		Transfers From Taxes or Liens	
Other Recreational Services	1,000.00	School	1,130,000.00	Sale for Cash (1988)	
EDUCATION (excluding schools)		Self-Liquidating	3,189,955.21	Cancelled, Abated or Adjusted (1988)	
Libraries	22,100.00	Other	1,050,200.00	Balance December 31, 1988	25,030.00
Other Educational Services		Total	5,370,155.21	CURRENT FINANCES DECEMBER 31, 1988	
STATUTORY EXPENDITURES		EQUALIZED VALUATION BASIS		ASSETS	
Pensions & F. I. C. A.	171,428.33	FOR NET DEBT COMPUTATION	229,213,652	Cash Dec. 31, 1988	1,407,449.75
Employee Fringe Benefits	89,875.72	REAL PROPERTY VALUATIONS		Taxes Receivable	158,569.30
Other Statutory Expenditures		Code Class # of Parcels % VAL'N ASSESSED VALUATION		Tax Title Liens	12,160.15
CETA And Other Public Employment Programs		1 Vacant Land 224 3.42 4,991,200.00		Foreclosed Property	25,030.00
MUNICIPAL FUNCTIONS TOTAL	2,114,344.22	2 Residential 1397 81.33 118,873,800.00		Emergencies & Other Deferred Charges	29,048.33
CAPITAL IMPROVEMENTS *MEMO*	20,000.00	3 Farm		State and Federal Aid Receivable	1,627.90
DEBT SERVICE		4a Commercial 93 9.80 14,325,400.00		Other Receivables	4,623.50
Principal Payments	261,800.00	4b Industrial 3 .31 459,300.00		Total	1,638,508.93
Interest Payments	81,734.93	4c Apartments 9 5.14 7,505,300.00		LIABILITIES, RESERVES, AND SURPLUS	
DEFERRED CHARGES		Total 1726 146,155,000.00		Cash Liabilities	470,002.35
SCHOOL, COUNTY, SPECIAL DISTRICT TAXES		Land Area 1.20 Sq. Miles		Reserves for Receivables	200,382.95
RESERVE FOR UNCOLLECTED TAXES	3,706,705.22	Net Valuation Taxable-Municipal	147,539,671	Surplus Dec. 31, 1988	988,123.63
EXPENDITURES TOTAL	6,633,313.33	Net Valuation Taxable-County	230,375,405	Total	1,638,508.93
		State Equalized Valuation	282,235,939		
		State Equalization Ratio	52.04		

0401

Population 1980 9,533
 Population 1988 9,315
 S & P Rating
 Moody Rating A

General Tax Rate Per \$100.

3.37

State Equalized Tax Rate

2.65

AUDUBON BOROUGH - CAMDEN COUNTY**Form of Government:****Commission (1911)****Number of Members on Governing Body - 3**

PER CAPITA:

Grass Debt 398.95
 Net Debt 114.89
 Debt Service 28.33
 Total Tax Levy 811.53
 Municipal Expenditures 370.22

PER CENT:

Grass Debt 1.49
 Net Debt .43
 Tax Levy Collected 97.67
 Tax Levy Cancelled, Abated or Adjusted .06

EXPENDITURES		REVENUES-REALIZED		1988 PROPERTY TAX	
GENERAL GOVERNMENT				STATE EQUALIZED TAX RATE	
Governing Body & Public Boards		1988 Property Taxes Collected	7,372,241.95	Local District School Taxes	1.11
Municipal Clerk		1988 Payments in Lieu of Taxes		Regional & Consolidated School Tax	
Financial Administration	23,200.00	Delinquent Tax & Lien Collections	202,555.00	School Taxes in Municipal Budget	
Assessment of Taxes	17,945.00	Business Personalty Replacement Taxes	149,536.67	County Taxes	.91
Collection of Taxes	123,070.00	Taxes from Public Utilities	607,855.00	County Library Taxes	
Planning, Housing & Development	12,550.00	Other Miscellaneous Tax Revenues		Local Municipal Purpose Taxes	.61
Human Resources	57,534.00	State Aid Revenues	211,329.86	Veteran & Senior Citizen Taxes	
Elections	6,650.00	Federal Aid Revenues		Total Taxes for Rate Computation	2.63
General Administration (other)	473,373.04	State and Local Fiscal Assistance Act Utilized	902.88	Special District Taxes	
JUDICIARY		Sale of Acquired Property		Bank Corp. Taxes	21,487.47
Municipal Courts	63,999.41	Other Miscellaneous Revenues	556,750.84	Added and Omitted Taxes	31,519.18
PUBLIC SAFETY		Total	9,101,172.20	Total Taxes Levied - ABSTRACT	7,559,358.35
Fire Protection	90,950.00	Prior Years Surplus Appropriated	200,000.00	Total Taxes Billed	7,548,265.80
Police Protection	585,538.17	REVENUES	TOTAL	1988 TAXES COLLECTED	7,372,241.95
Civil Defense & Disaster Control	4,260.00	Reserve For Uncollected Taxes	302,778.12	1988 Taxes Cancelled, Abated or Adjusted	4,254.24
Environmental Inspection & Control	27,600.00	CAPITAL OUTLAY	TOTAL	Transfer to Tax Title Liens or Foreclosed	6,591.70
Other Public Safety			301,319.67	Balance Outstanding Dec. 31, 1988	165,177.91
PUBLIC WORKS				PRIOR YEARS TAXES OUTSTANDING	
Streets and Drainage	272,250.00	Public Enterprises		Balance January 1, 1988	204,498.26
Sewers and Sewage Processing	36,975.00	Recreation—Culture		Collected in 1988	202,555.00
Garbage and Trash Disposal	513,646.99	Public Works	175,454.43	Cancelled, Abated or Adjusted 1988	
Public Buildings and Grounds	23,575.00	Buildings and Grounds	125,865.24	Transfers to Tax Title Liens or Foreclosed	
Other Public Works	35,000.00	Library and Education		Balance December 31, 1988	1,943.26
HEALTH and WELFARE		Conservation		TAX TITLE LIENS OUTSTANDING	
Health Services Except Environmental	3,500.00	All Other		Balance January 1, 1988	4,176.38
Welfare-Public Assistance	6,518.00	CAPITAL DEBT AUTHORIZED, DECEMBER 31, 1988		Transfer From Taxes	6,591.70
Hospitals, Clinics, First Aid		ISSUED AND UNISSUED	GROSS DEBT	Redeemed in 1988	
Animal, Insect, & Rodent Control		School	2,646,000	Cancelled, Abated or Adjusted (1988)	
Other Welfare Services		Self-liquidating		Transfers to Foreclosed Property	
RECREATION and CONSERVATION		Other	1,070,200	Balance December 31, 1988	10,768.08
Beaches and Boardwalks		Total	3,716,200	PROPERTY ACQUIRED BY DEED OR FORECLOSURE	
Parks, Playgrounds, Shade Trees	1,000.00	ISSUED AND OUTSTANDING		Balance January 1, 1988	285.00
Land Reclamation & Conservation		School	1,671,000.00	Transfers From Taxes or Liens	
Other Recreational Services	3,200.00	Self-liquidating		Sale for Cash (1988)	
EDUCATION (excluding schools)		Other	862,200.00	Cancelled, Abated or Adjusted (1988)	
Libraries	32,560.00	Total	2,533,200.00	Balance December 31, 1988	285.00
Other Educational Services	300.00	EQUALIZED VALUATION BASIS		CURRENT FINANCES DECEMBER 31, 1988	
STATUTORY EXPENDITURES		FOR NET DEBT COMPUTATION	249,614,569	ASSETS	
Pensions & F. I. C. A.	241,360.00	REAL PROPERTY VALUATIONS		Cash Dec. 31, 1988	2,868,497.04
Employee Fringe Benefits	116,000.00	Code Class # of Parcels % VAL'N	ASSESSED VALUATION	Taxes Receivable	167,121.17
Other Statutory Expenditures	17,200.00	1 Vacant Land 67 .59	1,319,900.00	Tax Title Liens	10,768.08
CETA And Other Public Employment Programs		2 Residential 2949 83.08	184,620,730.00	Foreclosed Property	285.00
MUNICIPAL FUNCTIONS		3 Farm		Emergencies & Other Deferred Charges	60,785.70
CAPITAL IMPROVEMENTS	* MEMO *	4a Commercial 147 13.71	30,459,700.00	State and Federal Aid Receivable	
DEBT SERVICE		4b Industrial 3 .28	629,900.00	Other Receivables	28,475.78
Principal Payments	211,500.00	4c Apartments 12 2.34	5,198,600.00	Total	3,135,932.77
Interest Payments	52,333.85	Total 3178	222,228,830.00	LIABILITIES, RESERVES, AND SURPLUS	
DEFERRED CHARGES		Land Area 1.48 Sq. Miles		Cash Liabilities	1,986,743.10
SCHOOL, COUNTY, SPECIAL DISTRICT TAXES	27,218.58	Net Valuation Taxable-Municipal	223,033,013	Reserves for Receivables	220,484.49
RESERVE FOR UNCOLLECTED TAXES	5,761,898.75	Net Valuation Taxable-County	252,205,987	Surplus Dec. 31, 1988	928,705.18
EXPENDITURES	TOTAL	State Equalized Valuation	283,898,234	Total	3,135,932.77
	9,210,543.91	State Equalization Ratio	78.50		

0402
 Population 1980 1,274
 Population 1988 1,241
 S & P Rating
 Moody Rating

General Tax Rate Per \$100. 6.37
 State Equalized Tax Rate 6.40

AUDUBON PARK BOROUGH — CAMDEN CO.
Form of Government:
Borough Council
Number of Members on Governing Body — 6

PER CAPITA:
 Grass Debt 2.57
 Net Debt 2.57
 Debt Service 3.59
 Total Tax Levy 198.08
 Municipal Expenditures 245.98

PER CENT:
 Grass Debt .08
 Net Debt .03
 Tax Levy Collected 100.00
 Tax Levy Cancelled, Abated or Adjusted

EXPENDITURES		REVENUES-REALIZED		1988 PROPERTY TAX	
GENERAL GOVERNMENT				STATE EQUALIZED TAX RATE	
Governing Body & Public Boords		1988 Property Taxes Collected	245,900.51	Local District School Taxes	1.05
Municipal Clerk		1988 Payments in Lieu of Taxes		Regional & Consolidated School Tax	
Financial Administration	14,037.00	Delinquent Tax & Lien Collections		School Taxes in Municipal Budget	
Assessment of Taxes	725.00	Business Personalty Replacement Taxes	8,899.36	County Taxes	1.08
Collection of Taxes	625.00	Taxes from Public Utilities	19,488.00	County Library Taxes	.03
Planning, Housing & Development		Other Miscellaneous Tax Revenues		Local Municipal Purpose Taxes	4.24
Human Resources	23,578.62	State Aid Revenues	41,273.72	Veteran & Senior Citizen Taxes	
Elections	2,065.00	Federal Aid Revenues		Total Taxes for Rate Computation	6.40
General Administration (other)	51,430.00	State and Local Fiscal Assistance Act Utilized		Special District Taxes	
JUDICIARY		Sale of Acquired Property		Bank Corp. Taxes	
Municipal Courts	21,096.33	Other Miscellaneous Revenues	56,361.76	Added and Omitted Taxes	
PUBLIC SAFETY		Total	371,923.35	Total Taxes Levied - ABSTRACT	245,816.57
Fire Protection		Prior Years Surplus Appropriated	34,826.00	Total Taxes Billed	245,900.51
Police Protection	112,202.28	REVENUES TOTAL	406,749.35	1988 TAXES COLLECTED	245,900.51
Civil Defense & Disaster Control	600.00	Reserve For Uncollected Taxes		1988 Taxes Cancelled, Abated or Adjusted	
Environmental Inspection & Control				Transfer to Tax Title Liens or Foreclosed	
Other Public Safety				Balance Outstanding Dec. 31, 1988	
PUBLIC WORKS		CAPITAL OUTLAY TOTAL	1,615.95	PRIOR YEARS TAXES OUTSTANDING	
Streets and Drainage	1,100.00	Public Enterprises		Balance January 1, 1988	
Sewers and Sewage Processing		Recreation—Culture		Collected in 1988	
Garbage and Trash Disposal		Public Works	1,615.95	Cancelled, Abated or Adjusted 1988	
Public Buildings and Grounds	6,971.00	Buildings and Grounds		Transfers to Tax Title Liens or Foreclosed	
Other Public Works		Library and Education		Balance December 31, 1988	
HEALTH and WELFARE		Conservation		TAX TITLE LIENS OUTSTANDING	
Health Services Except Environmental	2,539.30	All Other		Balance January 1, 1988	
Welfare-Public Assistance	3,246.20			Transfer From Taxes	
Hospitals, Clinics, First Aid				Redeemed in 1988	
Animal, Insect, & Rodent Control				Cancelled, Abated or Adjusted (1988)	
Other Welfare Services				Transfers to Foreclosed Property	
RECREATION and CONSERVATION				Balance December 31, 1988	
Beaches and Boardwalks				PROPERTY ACQUIRED BY DEED OR	
Parks, Playgrounds, Shade Trees	600.00			FORECLOSURE	
Land Reclamation & Conservation				Balance January 1, 1988	
Other Recreational Services	2,750.00			Transfers From Taxes or Liens	
EDUCATION (excluding schools)				Sale for Cash (1988)	
Libraries	3,744.00			Cancelled, Abated or Adjusted (1988)	
Other Educational Services				Balance December 31, 1988	
STATUTORY EXPENDITURES				CURRENT FINANCES DECEMBER 31, 1988	
Pensions & F. I. C. A.	24,294.98			ASSETS	
Employee Fringe Benefits	17,652.72			Cash Dec. 31, 1988	
Other Statutory Expenditures	2,891.62			Taxes Receivable	
CETA And Other Public Employment Programs				Tax Title Liens	
MUNICIPAL FUNCTIONS TOTAL	292,249.05			Foreclosed Property	
CAPITAL IMPROVEMENTS *MEMO*	3,000.00			Emergencies & Other Deferred Charges	5,116.17
DEBT SERVICE				State and Federal Aid Receivable	127,916.14
Principal Payments	1,875.00			Other Receivables	6,521.07
Interest Payments	2,533.46			Total	139,553.38
DEFERRED CHARGES	3,556.35			LIABILITIES, RESERVES, AND SURPLUS	
SCHOOL, COUNTY, SPECIAL DISTRICT TAXES	82,816.57			Cash Liabilities	72,095.09
RESERVE FOR UNCOLLECTED TAXES				Reserves for Receivables	6,521.07
EXPENDITURES TOTAL	388,030.43			Surplus Dec. 31, 1988	60,937.22
				Total	139,553.38

0501

Population 1980 2,162
 Population 1988 2,396
 S & P Rating
 Moody Rating AAA

General Tax Rate Per \$100. 1.15
 State Equalized Tax Rate .92

AVALON BOROUGH - CAPE MAY COUNTY
Form of Government:
Mayor-Council Plan B (OMCL 50)
Number of Members on Governing Body - 5

PER CAPITA:
 Gross Debt 5,640.33
 Net Debt 2,978.44
 Debt Service 457.54
 Total Tax Levy 4,203.67
 Municipal Expenditures 2,782.49

PER CENT:
 Gross Debt 1.42
 Net Debt .75
 Tax Levy Collected 96.98
 Tax Levy Cancelled, Abated or Adjusted .06

EXPENDITURES		REVENUES-REALIZED		1988 PROPERTY TAX	
GENERAL GOVERNMENT				STATE EQUALIZED TAX RATE → .12	
Governing Body & Public Boards	120,190.62	1988 Property Taxes Collected	9,765,423.13	Local District School Taxes	1,286,081.50
Municipal Clerk	84,952.75	1988 Payments in Lieu of Taxes		Regional & Consolidated School Tax	
Financial Administration	78,533.32	Delinquent Tax & Lien Collections	288,942.14	School Taxes in Municipal Budget	
Assessment of Taxes	52,540.96	Business Personalty Replacement Taxes	31,032.60	County Taxes	4,120,281.72
Collection of Taxes	27,015.67	Taxes from Public Utilities	452,785.00	County Library Taxes	236,683.17
Planning, Housing & Development	74,923.95	Other Miscellaneous Tax Revenues		Local Municipal Purpose Taxes	4,314,000.00
Human Resources	52,203.59	State Aid Revenues	62,681.29	Veteran & Senior Citizen Taxes	27,800.00
Elections	3,000.00	Federal Aid Revenues		Total Taxes for Rate Computation	9,984,846.39
General Administration (other)	506,919.35	State and Local Fiscal Assistance Act Utilized	859.00	Special District Taxes	
JUDICIARY		Sale of Acquired Property		Bank Corp. Taxes	3,629.12
Municipal Courts	79,758.70	Other Miscellaneous Revenues	1,526,844.69	Added and Omitted Taxes	111,312.68
PUBLIC SAFETY		Total	12,128,567.85	Total Taxes Levied - ABSTRACT	10,071,988.19
Fire Protection	60,242.98	Prior Years Surplus Appropriated	300,000.00	Total Taxes Billed	10,069,782.11
Police Protection	1,096,340.96	REVENUES TOTAL	12,428,567.85	1988 TAXES COLLECTED	9,765,423.13
Civil Defense & Disaster Control	3,520.00	Reserve For Uncollected Taxes	339,250.81	1988 Taxes Cancelled, Abated or Adjusted	5,662.09
Environmental Inspection & Control	213,003.25	CAPITAL OUTLAY TOTAL	3,047,289.06	Transfer to Tax Title Liens or Foreclosed	70.15
Other Public Safety				Balance Outstanding Dec. 31, 1988	298,626.74
PUBLIC WORKS				PRIOR YEARS TAXES OUTSTANDING	
Streets and Drainage	521,720.33	Public Enterprises	1,536,454.10	Balance January 1, 1988	290,121.33
Sewers and Sewage Processing	443,000.00	Recreation—Culture		Collected in 1988	288,941.67
Garbage and Trash Disposal	147,000.00	Public Works	1,510,834.96	Cancelled, Abated or Adjusted 1988	
Public Buildings and Grounds	363,954.04	Buildings and Grounds		Transfers to Tax Title Liens or Foreclosed	63.41
Other Public Works		Library and Education		Balance December 31, 1988	1,116.25
HEALTH and WELFARE		Conservation		TAX TITLE LIENS OUTSTANDING	
Health Services Except Environmental	10,374.40	All Other		Balance January 1, 1988	15,054.72
Welfare-Public Assistance		CAPITAL DEBT AUTHORIZED, DECEMBER 31, 1988		Transfer From Taxes	163.70
Hospitals, Clinics, First Aid	4,500.00	ISSUED AND UNISSUED GROSS DEBT		Redeemed in 1988	.47
Animal, Insect, & Rodent Control	6,179.93	School	6,000	Cancelled, Abated or Adjusted (1988)	
Other Welfare Services		Self-liquidating	6,371,390	Transfers to Foreclosed Property	
RECREATION and CONSERVATION		Other	7,136,343	Balance December 31, 1988	15,217.95
Beaches and Boardwalks	302,660.83	Total	13,514,233	PROPERTY ACQUIRED BY DEED OR FORECLOSURE	
Parks, Playgrounds, Shade Trees		ISSUED AND OUTSTANDING		Balance January 1, 1988	134,380.26
Land Reclamation & Conservation	71,134.07	School	6,000.00	Transfers From Taxes or Liens	
Other Recreational Services	125,213.64	Self-Liquidating	5,937,000.00	Sale for Cash (1988)	
EDUCATION (excluding schools)		Other	7,125,000.00	Cancelled, Abated or Adjusted (1988)	
Libraries		Total	13,068,000.00	Balance December 31, 1988	134,380.26
Other Educational Services		EQUALIZED VALUATION BASIS		CURRENT FINANCES DECEMBER 31, 1988	
STATUTORY EXPENDITURES		FOR NET DEBT COMPUTATION	953,531,507	ASSETS	
Pensions & F. I. C. A.	410,816.93	REAL PROPERTY VALUATIONS		Cash Dec. 31, 1988	1,776,748.75
Employee Fringe Benefits	276,200.00	Code Class # of Parcels % VAL'N		Taxes Receivable	299,742.99
Other Statutory Expenditures	100.00	1 Vacant Land 442 5.46	47,090,900.00	Tax Title Liens	15,217.95
CETA And Other Public Employment Programs		2 Residential 4417 88.57	763,682,100.00	Foreclosed Property	134,380.26
MUNICIPAL FUNCTIONS TOTAL	5,146,000.29	3 Farm		Emergencies & Other Deferred Charges	57,371.80
CAPITAL IMPROVEMENTS *MEMO*	43,000.00	4a Commercial 105 5.69	49,067,100.00	State and Federal Aid Receivable	2,320.11
DEBT SERVICE		4b Industrial		Other Receivables	209,153.93
Principal Payments	700,000.00	4c Apartments 7 .28	2,399,300.00	Total	2,494,935.79
Interest Payments	396,255.00	Total 4971	862,239,400.00	LIABILITIES, RESERVES, AND SURPLUS	
DEFERRED CHARGES	85,332.47	Land Area 5.02 Sq. Miles		Cash Liabilities	779,178.86
SCHOOL, COUNTY, SPECIAL DISTRICT TAXES	5,643,046.39	Net Valuation Taxable-Municipal	865,530,124	Reserves for Receivables	658,495.13
RESERVE FOR UNCOLLECTED TAXES	339,250.81	Net Valuation Taxable-County	946,844,783	Surplus Dec. 31, 1988	1,057,261.80
EXPENDITURES TOTAL	12,309,334.96	State Equalized Valuation	1,077,197,064	Total	2,494,935.79
		State Equalization Ratio	80.29		

General Tax Rate Per \$100.	2.88
State Equalized Tax Rate	1.34

Number of Members on Governing Body – 3

PER CAPITA:		PER CENT:	
Gross Debt	625.22	Gross Debt	.35
Net Debt	625.22	Net Debt	.35
Debt Service	54.56	Tax Levy Collected	92.69
Total Tax Levy	1,131.23	Tax Levy Cancelled, Abated	
Municipal Expenditures	923.77	or Adjusted	4.39

1987/3000

Population 1980 3,702
Population 1988 11,401
S & P Rating
Moody Rating

General Tax Rate Per \$100. 2.16
State Equalized Tax Rate 1.89

BARNEGAT TOWNSHIP — OCEAN COUNTY

Form of Government:

Township Committee

Number of Members on Governing Body — 3

PER CAPITA:

Gross Debt 1,783.29
Net Debt 684.84
Debt Service 27.50
Total Tax Levy 774.24
Municipal Expenditures 386.06

PER CENT:

Gross Debt 6.24
Net Debt 2.39
Tax Levy Collected 94.24
Tax Levy Cancelled, Abated or Adjusted .36

EXPENDITURES		REVENUES-REALIZED		1988 PROPERTY TAX	
GENERAL GOVERNMENT		1988 Property Taxes Collected		STATE EQUALIZED TAX RATE 1.13	
Governing Body & Public Boards	63,300.00	1988 Payments in Lieu of Taxes		Local District School Taxes	
Municipal Clerk	92,409.00	Delinquent Tax & Lien Collections		Regional & Consolidated School Tax	
Financial Administration	67,346.00	Business Personalty Replacement Taxes		School Taxes in Municipal Budget	
Assessment of Taxes	95,945.00	Taxes from Public Utilities		County Taxes .33 *	
Collection of Taxes	52,400.00	Other Miscellaneous Tax Revenues		County Library Taxes .02	
Planning, Housing & Development	42,352.14	State Aid Revenues		Local Municipal Purpose Taxes .41	
Human Resources	461,430.00	Federal Aid Revenues		Veteran & Senior Citizen Taxes	
Elections		State and Local Fiscal Assistance Act Utilized		Total Taxes for Rate Computation 1.89	
General Administration (other)	65,125.00	Sale of Acquired Property		Special District Taxes	
JUDICIARY		Other Miscellaneous Revenues		Bank Corp. Taxes	
Municipal Courts	74,733.00	Prior Years Surplus Appropriated		Added and Omitted Taxes	
PUBLIC SAFETY	831,503.14	REVENUES TOTAL		Total Taxes Levied - ABSTRACT	
Fire Protection	300.00	Reserve For Uncollected Taxes		Total Taxes Billed	
Police Protection	34,900.00	CAPITAL OUTLAY TOTAL		1988 TAXES COLLECTED	
Civil Defense & Disaster Control		Public Enterprises		1988 Taxes Cancelled, Abated or Adjusted	
Environmental Inspection & Control	139,176.90	Recreation—Culture		Transfer to Tax Title Liens or Foreclosed	
Other Public Safety	352,991.00	Public Works		Balance Outstanding Dec. 31, 1988	
PUBLIC WORKS		Buildings and Grounds		PRIOR YEARS TAXES OUTSTANDING	
Streets and Drainage	71,336.00	Library and Education		Balance January 1, 1988	
Sewers and Sewage Processing	156,599.00	Conservation		Collected in 1988	
Garbage and Trash Disposal		All Other		Cancelled, Abated or Adjusted 1988	
Public Buildings and Grounds		CAPITAL DEBT AUTHORIZED, DECEMBER 31, 1988		Transfers to Tax Title Liens or Foreclosed	
Other Public Works		ISSUED AND UNISSUED GROSS DEBT NET DEBT		Balance December 31, 1988	
HEALTH and WELFARE		School 12,180,000 2,272,145		TAX TITLE LIENS OUTSTANDING	
Health Services Except Environmental	19,900.00	Self-liquidating 3,999,943 1,482,575		Balance January 1, 1988	
Welfare-Public Assistance		Other 4,208,350 4,053,100		Transfer From Taxes	
Hospitals, Clinics, First Aid	16,500.00	Total 20,388,293 7,807,821		Redeemed in 1988	
Animal, Insect, & Rodent Control		ISSUED AND OUTSTANDING		Cancelled, Abated or Adjusted (1988)	
Other Welfare Services		School 11,930,000.00		Transfers to Foreclosed Property	
RECREATION and CONSERVATION		Self-Liquidating 3,092,311.25		Balance December 31, 1988	
Beaches and Boardwalks	10,200.00	Other 2,038,180.00		PROPERTY ACQUIRED BY DEED OR	
Parks, Playgrounds, Shade Trees	1,000.00	Total 17,110,491.25		FORECLOSURE	
Land Reclamation & Conservation	90,260.00	EQUALIZED VALUATION BASIS		Balance January 1, 1988	
Other Recreational Services		FOR NET DEBT COMPUTATION		Transfers From Taxes or Liens	
EDUCATION (excluding schools)		REAL PROPERTY VALUATIONS		Sale for Cash (1988)	
Libraries	500.00	Code Class # of Parcels % VAL'N ASSESSED VALUATION		Cancelled, Abated or Adjusted (1988)	
Other Educational Services	500.00	1 Vacant Land 4477 15.55 58,256,300.00		Balance December 31, 1988	
STATUTORY EXPENDITURES		2 Residential 3402 78.40 293,648,700.00		CURRENT FINANCES DECEMBER 31, 1988	
Pensions & F. I. C. A.	194,000.00	3 Farm 23 .12 475,300.00		ASSETS	
Employee Fringe Benefits	184,000.00	4a Commercial 75 5.67 21,221,700.00		Cash Dec. 31, 1988	
Other Statutory Expenditures	15,230.91	4b Industrial 8 .25 926,700.00		Taxes Receivable	
CETA And Other Public Employment Programs		4c Apartments		Tax Title Liens	
MUNICIPAL FUNCTIONS TOTAL	3,233,902.09	Total 7985 374,528,700.00		Foreclosed Property	
CAPITAL IMPROVEMENTS *MEMO*	50,000.00	Land Area 34.90 Sq. Miles		Emergencies & Other Deferred Charges	
DEBT SERVICE		Net Valuation Taxable-Municipal		State and Federal Aid Receivable	
Principal Payments	180,000.00	Net Valuation Taxable-County		Other Receivables	
Interest Payments	133,522.07	State Equalized Valuation		Total	
DEFERRED CHARGES	33,400.00	State Equalization Ratio		LIABILITIES, RESERVES, AND SURPLUS	
SCHOOL, COUNTY, SPECIAL DISTRICT TAXES	6,434,190.10			Cash Liabilities	
RESERVE FOR UNCOLLECTED TAXES	820,625.59			Reserves for Receivables	
EXPENDITURES TOTAL	10,835,639.85			Surplus Dec. 31, 1988	
				Total	

1501
 Population 1980 619
 Population 1988 662
 S & P Rating
 Moody Rating

General Tax Rate Per \$100. 1.67
 State Equalized Tax Rate .71

BARNEGAT LIGHT BOROUGH — OCEAN CO.
Form of Government:
Borough Council
Number of Members on Governing Body — 6

PER CAPITA:
 Gross Debt 476.53
 Net Debt 198.45
 Debt Service 33.71
 Total Tax Levy 3,396.74
 Municipal Expenditures 1,566.32

PER CENT.
 Gross Debt .12
 Net Debt .05
 Tax Levy Collected 95.63
 Tax Levy Cancelled, Abated or Adjusted

EXPENDITURES		REVENUES-REALIZED		1988 PROPERTY TAX	
GENERAL GOVERNMENT				STATE EQUALIZED TAX RATE →	
Governing Body & Public Boards		1988 Property Taxes Collected	2,147,150.64	Local District School Taxes	
Municipal Clerk		1988 Payments in Lieu of Taxes	536.62	Regional & Consolidated School Tax	.22 663,998.30
Financial Administration	13,800.00	Delinquent Tax & Lien Collections	73,879.89	School Taxes in Municipal Budget	
Assessment of Taxes	90,345.00	Business Personality Replacement Taxes	5,973.33	County Taxes	.36 * 1,119,366.87
Collection of Taxes	27,800.00	Taxes from Public Utilities	75,204.00	County Library Taxes	.02 72,844.79
Planning, Housing & Development	5,750.00	Other Miscellaneous Tax Revenues		Local Municipal Purpose Taxes	.11 346,000.00
Human Resources		State Aid Revenues	4,554.99	Veteran & Senior Citizen Taxes	
Elections		Federal Aid Revenues		Total Taxes for Rate Computation	.71 2,219,359.96
General Administration (other)	107,965.00	State and Local Fiscal Assistance Act Utilized		Special District Taxes	
JUDICIARY		Sale of Acquired Property		Bank Corp. Taxes	4,643.93
Municipal Courts	9,550.00	Other Miscellaneous Revenues		Added and Omitted Taxes	36,783.20
PUBLIC SAFETY		Total	2,599,511.93	Total Taxes Levied - ABSTRACT	2,243,643.14
Fire Protection	9,375.76	Prior Years Surplus Appropriated	325,855.00	Total Taxes Billed	2,243,999.16
Police Protection	115,100.00	REVENUES TOTAL	2,925,366.93	1988 TAXES COLLECTED	2,147,150.64
Civil Defense & Disaster Control	3,100.00	Reserve For Uncollected Taxes	138,830.00	1988 Taxes Cancelled, Abated or Adjusted	
Environmental Inspection & Control	16,300.00	CAPITAL OUTLAY TOTAL	63,097.27	Transfer to Tax Title Liens or Foreclosed	
Other Public Safety				Balance Outstanding Dec. 31, 1988	96,343.52
PUBLIC WORKS				PRIOR YEARS TAXES OUTSTANDING	
Streets and Drainage	34,864.00	Public Enterprises		Balance January 1, 1988	75,435.58
Sewers and Sewage Processing		Recreation—Culture	76.84	Collected in 1988	73,379.39
Garbage and Trash Disposal	116,000.00	Public Works	58,000.00	Cancelled, Abated or Adjusted 1988	
Public Buildings and Grounds	33,300.00	Buildings and Grounds	9.12	Transfers to Tax Title Liens or Foreclosed	
Other Public Works		Library and Education	10,011.25	Balance December 31, 1988	1,605.69
HEALTH and WELFARE		Conservation		TAX TITLE LIENS OUTSTANDING	
Health Services Except Environmental	4,700.01	All Other		Balance January 1, 1988	
Welfare-Public Assistance	1,938.00	CAPITAL DEBT AUTHORIZED, DECEMBER 31, 1988		Transfer From Taxes	
Hospitals, Clinics, First Aid	1,000.00	ISSUED AND UNISSUED		Redeemed in 1988	
Animal, Insect, & Rodent Control	1,946.00	School	184,086	Cancelled, Abated or Adjusted (1988)	
Other Welfare Services		Self-liquidating		Transfers to Foreclosed Property	
RECREATION and CONSERVATION		Other	131,375	Balance December 31, 1988	
Beaches and Boardwalks	106,525.00	Total	315,461	PROPERTY ACQUIRED BY DEED OR	
Parks, Playgrounds, Shade Trees	5,600.00			FORECLOSURE	
Land Reclamation & Conservation		ISSUED AND OUTSTANDING		Balance January 1, 1988	33,250.00
Other Recreational Services	13,500.00	School	134,026.39	Transfers From Taxes or Liens	
EDUCATION (excluding schools)		Self-liquidating		Sale for Cash (1988)	
Libraries	250.00	Other		Cancelled, Abated or Adjusted (1988)	
Other Educational Services		Total	134,036.39	Balance December 31, 1988	33,250.00
STATUTORY EXPENDITURES		EQUALIZED VALUATION BASIS		CURRENT FINANCES DECEMBER 31, 1988	
Pensions & F. I. C. A.	23,771.24	FOR NET DEBT COMPUTATION	253,120,920	ASSETS	
Employee Fringe Benefits	10,800.00	REAL PROPERTY VALUATIONS		Cash Dec. 31, 1988	316,987.32
Other Statutory Expenditures	3,000.00	Code Class # of Parcels % VAL'N	ASSESSED VALUATION	Taxes Receivable	98,454.21
CETA And Other Public Employment Programs		1 Vacant Land 136 6.19	3,159,900.00	Tax Title Liens	
MUNICIPAL FUNCTIONS TOTAL	322,400.01	2 Residential 1045 86.96	114,613,975.00	Foreclosed Property	33,250.00
CAPITAL IMPROVEMENTS *MEMO*		3 Farm		Emergencies & Other Deferred Charges	75,050.01
DEBT SERVICE		4a Commercial 43 6.13	3,030,775.00	State and Federal Aid Receivable	92,000.00
Principal Payments	25,000.00	4b Industrial		Other Receivables	501.01
Interest Payments	625.00	4c Apartments 4 .71	941,700.00	Total	1,121,242.55
		Total 1228	131,796,350.00	LIABILITIES, RESERVES, AND SURPLUS	
DEFERRED CHARGES		Land Area .70 Sq. Miles		Cash Liabilities	574,212.79
SCHOOL, COUNTY, SPECIAL DISTRICT TAXES	1,861,209.96	Net Valuation Taxable-Municipal	132,031,577	Reserves for Receivables	137,205.22
RESERVE FOR UNCOLLECTED TAXES	183,830.00	Net Valuation Taxable-County	261,513,901	Surplus Dec. 31, 1988	409,324.54
EXPENDITURES TOTAL	2,893,114.97	State Equalized Valuation	310,782,706	Total	1,121,242.55
		State Equalization Ratio	42.44		

0403
 Population 1980 7,418
 Population 1988 7,300
 S & P Rating
 Moody Rating A
 General Tax Rate Per \$100. 3.75
 State Equalized Tax Rate 3.20

BARRINGTON BOROUGH - CAMDEN CO.
Form of Government:
Borough Council
Number of Members on Governing Body - 6

PER CAPITA:
 Gross Debt 364.35
 Net Debt 353.39
 Debt Service 56.68
 Total Tax Levy 846.25
 Municipal Expenditures 419.55
 PER CENT:
 Gross Debt 1.50
 Net Debt 1.45
 Tax Levy Collected 96.94
 Tax Levy Cancelled, Abated or Adjusted .34

EXPENDITURES		REVENUES-REALIZED		1988 PROPERTY TAX	
GENERAL GOVERNMENT				STATE EQUALIZED TAX RATE	
Governing Body & Public Boards		1988 Property Taxes Collected	5,991,235.04	Local District School Taxes	1.29 2,495,961.00
Municipal Clerk		1988 Payments in Lieu of Taxes		Regional & Consolidated School Tax	
Financial Administration	30,539.68	Delinquent Tax & Lien Collections	153,648.53	School Taxes in Municipal Budget	
Assessment of Taxes	27,148.43	Business Personalty Replacement Taxes	241,286.48	County Taxes	.98 1,881,810.00
Collection of Taxes	24,124.72	Taxes from Public Utilities	407,731.00	County Library Taxes	.03 49,627.00
Planning, Housing & Development	18,395.92	Other Miscellaneous Tax Revenues		Local Municipal Purpose Taxes	.90 1,740,547.63
Human Resources	30,306.12	State Aid Revenues	169,431.81	Veteran & Senior Citizen Taxes	
Elections		Federal Aid Revenues		Total Taxes for Rate Computation	3.20 6,266,045.63
General Administration (other)	347,541.03	State and Local Fiscal Assistance Act Utilized		Special District Taxes	
JUDICIARY		Sale of Acquired Property		Bank Corp. Taxes	312.68
Municipal Courts	42,178.33	Other Miscellaneous Revenues	160,111.59	Added and Omitted Taxes	9,386.91
PUBLIC SAFETY		Total	7,123,444.45	Total Taxes Levied - ABSTRACT	6,177,645.22
Fire Protection	69,241.50	Prior Years Surplus Appropriated	300,000.00	Total Taxes Billed	6,180,650.84
Police Protection	568,236.94	REVENUES TOTAL	7,423,444.45	1988 TAXES COLLECTED	5,991,235.04
Civil Defense & Disaster Control	4,363.77	Reserve For Uncollected Taxes	292,074.64	1988 Taxes Cancelled, Abated or Adjusted	21,134.19
Environmental Inspection & Control	17,316.00	CAPITAL OUTLAY TOTAL	282,946.44	Transfer to Tax Title Liens or Foreclosed	10,509.58
Other Public Safety		Public Enterprises	29,592.45	Balance Outstanding Dec. 31, 1988	157,772.03
PUBLIC WORKS		Recreation—Culture		PRIOR YEARS TAXES OUTSTANDING	
Streets and Drainage	347,317.57	Public Works	201,714.93	Balance January 1, 1988	162,482.32
Sewers and Sewage Processing	329,178.00	Buildings and Grounds	51,639.06	Collected in 1988	153,648.53
Garbage and Trash Disposal	24,277.00	Library and Education		Cancelled, Abated or Adjusted 1988	1,896.31
Public Buildings and Grounds	20,900.00	Conservation		Transfers to Tax Title Liens or Foreclosed	32.65
Other Public Works		All Other		Balance December 31, 1988	6,904.83
HEALTH and WELFARE		CAPITAL DEBT AUTHORIZED, DECEMBER 31, 1988		TAX TITLE LIENS OUTSTANDING	
Health Services Except Environmental	7,175.92	ISSUED AND UNISSUED		Balance January 1, 1988	101,256.61
Welfare-Public Assistance	3,012.00	School	80,000	Transfer From Taxes	10,561.29
Hospitals, Clinics, First Aid		Self-liquidating	175,299	Redeemed in 1988	
Animal, Insect, & Rodent Control		Other	2,404,443	Cancelled, Abated or Adjusted (1988)	
Other Welfare Services		Total	2,659,747	Transfers to Foreclosed Property	62,161.14
RECREATION and CONSERVATION		ISSUED AND OUTSTANDING		Balance December 31, 1988	49,656.76
Beaches and Boardwalks		School	80,000.00	PROPERTY ACQUIRED BY DEED OR FORECLOSURE	
Parks, Playgrounds, Shade Trees	14,150.00	Self-liquidating	147,250.00	Balance January 1, 1988	92,776.26
Land Reclamation & Conservation	61,900.00	Other	2,404,000.00	Transfers From Taxes or Liens	62,161.14
Other Recreational Services	7,050.00	Total	2,631,250.00	Sale for Cash (1988)	129,595.40
EDUCATION (excluding schools)		EQUALIZED VALUATION BASIS		Cancelled, Abated or Adjusted (1988)	
Libraries	1,500.00	FOR NET DEBT COMPUTATION	177,631,525	Balance December 31, 1988	25,342.00
Other Educational Services		REAL PROPERTY VALUATIONS		CURRENT FINANCES DECEMBER 31, 1988	
STATUTORY EXPENDITURES		Code Class # of Parcels % VAL'N ASSESSED VALUATION		ASSETS	
Pensions & F. I. C. A.	154,130.37	1 Vacant Land 69 .71 1,165,150.00		Cash Dec. 31, 1988	753,147.22
Employee Fringe Benefits	139,000.00	2 Residential 1981 75.60 123,902,050.00		Taxes Receivable	164,676.86
Other Statutory Expenditures	6,499.57	3 Farm 1 .18 297,300.00		Tax Title Liens	49,656.76
CETA And Other Public Employment Programs		4a Commercial 60 6.19 10,144,400.00		Foreclosed Property	25,342.00
MUNICIPAL FUNCTIONS TOTAL	2,295,532.87	4b Industrial 11 10.53 17,252,000.00		Emergencies & Other Deferred Charges	26,997.38
CAPITAL IMPROVEMENTS *MEMO*	52,147.35	4c Apartments 8 6.79 11,135,000.00		State and Federal Aid Receivable	9,167.21
DEBT SERVICE		Total 2130 163,895,900.00		Other Receivables	30,985.06
Principal Payments	225,000.00	Land Area 1.59 Sq. Miles		Total	1,059,972.49
Interest Payments	183,733.00	Net Valuation Taxable-Municipal	164,782,609	LIABILITIES, RESERVES, AND SURPLUS	
DEFERRED CHARGES	61,331.51	Net Valuation Taxable-County	183,123,446	Cash Liabilities	379,813.20
SCHOOL, COUNTY, SPECIAL DISTRICT TAXES	4,427,398.00	State Equalized Valuation	192,847,238	Reserves for Receivables	270,660.68
RESERVE FOR UNCOLLECTED TAXES	292,074.64	State Equalization Ratio	85.38	Surplus Dec. 31, 1988	409,498.61
EXPENDITURES TOTAL	7,490,120.02			Total	1,059,972.49

0301
 Population 1980 1,344
 Population 1988 1,466
 S & P Rating
 Moody Rating
 General Tax Rate Per \$100. 2.83
 State Equalized Tax Rate 1.91

BASS RIVER TOWNSHIP— BURLINGTON CO.
Form of Government:
Commission (1911)
Number of Members on Governing Body — 3

PER CAPITA:
 Gross Debt 1,776.80
 Net Debt 1,375.09
 Debt Service 12.65
 Total Tax Levy 852.55
 Municipal Expenditures 385.39
 PER CENT:
 Gross Debt 4.78
 Net Debt 3.70
 Tax Levy Collected 87.38
 Tax Levy Cancelled, Abated or Adjusted

EXPENDITURES		REVENUES-REALIZED		1988 PROPERTY TAX	
GENERAL GOVERNMENT				STATE EQUALIZED TAX RATE	
Governing Body & Public Boards		1988 Property Taxes Collected	1,089,177.30	Local District School Taxes .64	413,283.00
Municipal Clerk		1988 Payments in Lieu of Taxes		Regional & Consolidated School Tax .67	430,386.02
Financial Administration	11,500.00	Delinquent Tax & Lien Collections	131,215.26	School Taxes in Municipal Budget	
Assessment of Taxes	10,200.00	Business Personalty Replacement Taxes	22,269.83	County Taxes	331,655.00
Collection of Taxes	21,000.00	Taxes from Public Utilities	83,435.00	County Library Taxes .03	18,388.39
Planning, Housing & Development	6,200.00	Other Miscellaneous Tax Revenues		Local Municipal Purpose Taxes .05	34,400.00
Human Resources		State Aid Revenues	9,541.58	Veteran & Senior Citizen Taxes	20,800.00
Elections		Federal Aid Revenues		Total Taxes for Rate Computation 1.91	1,249,412.41
General Administration (other)	42,438.41	State and Local Fiscal Assistance Act Utilized	2,673.63	Special District Taxes	
JUDICIARY		Sale of Acquired Property		Bank Corp. Taxes	3,404.40
Municipal Courts	39,000.00	Other Miscellaneous Revenues	205,006.86	Added and Omitted Taxes	17,818.67
PUBLIC SAFETY		Total	1,543,319.46	Total Taxes Levied - ABSTRACT	1,249,335.48
Fire Protection	18,500.00	Prior Years Surplus Appropriated	259,000.00	Total Taxes Billed	1,246,431.08
Police Protection	7,773.18	REVENUES TOTAL	1,802,319.46	1988 TAXES COLLECTED	1,089,177.30
Civil Defense & Disaster Control	500.00	Reserve For Uncollected Taxes	168,950.00	1988 Taxes Cancelled, Abated or Adjusted	
Environmental Inspection & Control	11,000.00	CAPITAL OUTLAY TOTAL	953,983.99	Transfer to Tax Title Liens or Foreclosed	
Other Public Safety				Balance Outstanding Dec. 31, 1988	157,253.78
PUBLIC WORKS				PRIOR YEARS TAXES OUTSTANDING	
Streets and Drainage	33,500.00	Public Enterprises		Balance January 1, 1988	147,067.56
Sewers and Sewage Processing	79,500.00	Recreation—Culture		Collected in 1988	126,210.40
Garbage and Trash Disposal	20,000.00	Public Works	321,628.89	Cancelled, Abated or Adjusted 1988	
Public Buildings and Grounds	9,000.00	Buildings and Grounds	132,355.10	Transfers to Tax Title Liens or Foreclosed	
Other Public Works	500.00	Library and Education		Balance December 31, 1988	20,857.16
HEALTH and WELFARE		Conservation		TAX TITLE LIENS OUTSTANDING	
Health Services Except Environmental	950.00	All Other		Balance January 1, 1988	83,572.32
Welfare-Public Assistance	1,550.00	CAPITAL DEBT AUTHORIZED, DECEMBER 31, 1988		Transfer From Taxes	
Hospitals, Clinics, First Aid		ISSUED AND UNISSUED GROSS DEBT		Redeemed in 1988	5,004.86
Animal, Insect, & Rodent Control	5,100.00	School	588,909	Cancelled, Abated or Adjusted (1988)	
Other Welfare Services		Self-liquidating		Transfers to Foreclosed Property	
RECREATION and CONSERVATION		Other	2,015,880	Balance December 31, 1988	78,567.46
Beaches and Boardwalks		Total	2,604,790	PROPERTY ACQUIRED BY DEED OR FORECLOSURE	
Parks, Playgrounds, Shade Trees				Balance January 1, 1988	106,300.00
Land Reclamation & Conservation				Transfers From Taxes or Liens	
Other Recreational Services	500.00			Sale for Cash (1988)	
EDUCATION (excluding schools)				Cancelled, Abated or Adjusted (1988)	
Libraries	275.00	ISSUED AND OUTSTANDING		Balance December 31, 1988	106,300.00
Other Educational Services		School	538,909.51	CURRENT FINANCES DECEMBER 31, 1988	
STATUTORY EXPENDITURES		Self-Liquidating		ASSETS	
Pensions & F. I. C. A.	16,400.00	Other	995,300.00	Cash Dec. 31, 1988	742,810.34
Employee Fringe Benefits		Total	1,534,209.51	Taxes Receivable	178,110.94
Other Statutory Expenditures	400.00	EQUALIZED VALUATION BASIS FOR NET DEBT COMPUTATION	54,507,904	Tax Title Liens	78,567.46
CETA And Other Public Employment Programs		REAL PROPERTY VALUATIONS		Foreclosed Property	106,300.00
MUNICIPAL FUNCTIONS TOTAL	335,836.59	Code Class # of Parcels % VAL'N		Emergencies & Other Deferred Charges	7,500.00
CAPITAL IMPROVEMENTS *MEMO*	2,000.00	1 Vacant Land 641 11.98	5,097,900.00	State and Federal Aid Receivable	51,339.65
DEBT SERVICE		2 Residential 497 67.76	28,833,400.00	Other Receivables	7,161.64
Principal Payments	17,800.00	3 Farm 19 2.32	984,700.00	Total	1,171,790.03
Interest Payments	750.00	4a Commercial 54 17.94	7,635,800.00	LIABILITIES, RESERVES, AND SURPLUS	
DEFERRED CHARGES	41,650.00	4b Industrial		Cash Liabilities	396,391.91
SCHOOL, COUNTY, SPECIAL DISTRICT TAXES	1,194,212.41	4c Apartments		Reserves for Receivables	370,140.04
RESERVE FOR UNCOLLECTED TAXES	168,950.00	Total 1211	42,551,800.00	Surplus Dec. 31, 1988	405,258.08
EXPENDITURES TOTAL	1,759,199.00	Land Area 77.35 Sq. Miles		Total	1,171,790.03
		Net Valuation Taxable-Municipal	43,403,296		
		Net Valuation Taxable-County	56,449,591		
		State Equalized Valuation	63,788,635		
		State Equalization Ratio	67.61		

Population 1980 1,340
 Population 1988 1,307
 S & P Rating A
 Moody Rating

General Tax Rate Per \$100.

1.43

State Equalized Tax Rate

.89

BAY HEAD BOROUGH – OCEAN COUNTY

Form of Government:

Borough Council

Number of Members on Governing Body – 6

PER CAPITA:

Gross Debt 842.03
 Net Debt 842.03
 Debt Service 213.24
 Total Tax Levy 2,692.82
 Municipal Expenditures 1,651.01

PER CENT:

Gross Debt .34
 Net Debt .34
 Tax Levy Collected 97.46
 Tax Levy Cancelled, Abated or Adjusted

EXPENDITURES		REVENUES-REALIZED		1988 PROPERTY TAX	
GENERAL GOVERNMENT				STATE EQUALIZED TAX RATE .22	
Governing Body & Public Boards		1988 Property Taxes Collected	3,418,636.55	Local District School Taxes	873,445.00
Municipal Clerk		1988 Payments in Lieu of Taxes		Regional & Consolidated School Tax	
Financial Administration		Delinquent Tax & Lien Collections	71,230.56	School Taxes in Municipal Budget	
Assessment of Taxes	10,750.00	Business Personalty Replacement Taxes	8,387.52	County Taxes	.36 *
Collection of Taxes	33,500.00	Taxes from Public Utilities	141,607.00	County Library Taxes	.02
Planning, Housing & Development	13,030.00	Other Miscellaneous Tax Revenues		Local Municipal Purpose Taxes	.29
Human Resources	55,832.57	State Aid Revenues	46,118.87	Veteran & Senior Citizen Taxes	
Elections	400.00	Federal Aid Revenues		Total Taxes for Rate Computation	.89
General Administration (other)	132,400.00	State and Local Fiscal Assistance Act Utilized	362.00	Special District Taxes	
JUDICIARY		Sole of Acquired Property		Bank Corp. Taxes	13,469.94
Municipal Courts	23,300.00	Other Miscellaneous Revenues	499,905.27	Added and Omitted Taxes	10,637.13
PUBLIC SAFETY		Total	4,186,248.77	Total Taxes Levied - ABSTRACT	3,519,510.04
Fire Protection	47,213.12	Prior Years Surplus Appropriated	415,000.00	Total Taxes Billed	3,507,827.71
Police Protection	293,377.00	REVENUES TOTAL	4,601,248.77	1988 TAXES COLLECTED	3,418,636.55
Civil Defense & Disaster Control	1,750.00	Reserve For Uncollected Taxes	241,528.70	1988 Taxes Cancelled, Abated or Adjusted	
Environmental Inspection & Control	11,450.00	CAPITAL OUTLAY TOTAL	34,430.95	Transfer to Tax Title Liens or Foreclosed	
Other Public Safety				Balance Outstanding Dec. 31, 1988	89,191.16
PUBLIC WORKS				PRIOR YEARS TAXES OUTSTANDING	
Streets and Drainage	93,990.60	Public Enterprises		Balance January 1, 1988	71,273.50
Sewers and Sewage Processing	364,646.00	Recreation—Culture		Collected in 1988	71,230.56
Gorbage and Trash Disposol	180,000.00	Public Works	56,680.52	Cancelled, Abated or Adjusted 1988	
Public Buildings and Grounds	103,000.00	Buildings and Grounds	27,750.43	Transfers to Tax Title Liens or Foreclosed	
Other Public Works		Library and Education		Balance December 31, 1988	42.94
HEALTH and WELFARE		Conservation		TAX TITLE LIENS OUTSTANDING	
Health Services Except Environmental	1,275.00	All Other		Balance January 1, 1988	
Welfare-Public Assistance	2,200.00	CAPITAL DEBT AUTHORIZED, DECEMBER 31, 1988		Transfer From Taxes	
Hospitals, Clinics, First Aid		ISSUED AND UNISSUED		Redeemed in 1988	
Animal, Insect, & Rodent Control	400.00	School		Cancelled, Abated or Adjusted (1988)	
Other Welfare Services		Self-liquidating		Transfers to Foreclosed Property	
RECREATION and CONSERVATION		Other	1,100,530	Balance December 31, 1988	
Beaches and Boardwalks	1,600.00	Total	1,100,530	PROPERTY ACQUIRED BY DEED OR	
Parks, Playgrounds, Shade Trees	3,000.00			FORECLOSURE	
Land Reclamation & Conservation		ISSUED AND OUTSTANDING		Balance January 1, 1988	
Other Recreational Services	650.00	School		Transfers From Taxes or Liens	
EDUCATION (excluding schools)		Self-Liquidating		Sale for Cash (1988)	
Libraries	3,900.00	Other	695,518.90	Cancelled, Abated or Adjusted (1988)	
Other Educational Services		Total	695,518.90	Balance December 31, 1988	
STATUTORY EXPENDITURES		EQUALIZED VALUATION BASIS		CURRENT FINANCES DECEMBER 31, 1988	
Pensions & F. I. C. A.	106,006.00	FOR NET DEBT COMPUTATION	326,258,073	ASSETS	
Employee Fringe Benefits	39,500.00	REAL PROPERTY VALUATIONS		Cash Dec. 31, 1988	991,750.28
Other Statutory Expenditures		Code Class # of Parcels % VAL'N		Taxes Receivable	89,234.10
CETA And Other Public Employment Programs		1 Vacant Land 89 4.52	11,026,500.00	Tax Title Liens	
MUNICIPAL FUNCTIONS TOTAL	1,593,640.29	2 Residential 931 89.46	218,037,400.00	Foreclosed Property	
CAPITAL IMPROVEMENTS *MEMO*	15,000.00	3 Farm		Emergencies & Other Deferred Charges	76,756.55
DEBT SERVICE		4a Commercial 45 5.83	14,220,400.00	State and Federal Aid Receivable	
Principal Payments	239,754.78	4b Industrial		Other Receivables	14,866.82
Interest Payments	38,940.71	4c Apartments 1 .18	447,500.00	Total	1,172,607.75
DEFERRED CHARGES	43,990.80	Total 1066	243,731,800.00	LIABILITIES, RESERVES, AND SURPLUS	
SCHOOL, COUNTY, SPECIAL DISTRICT TAXES	2,374,602.97	Land Area .60 Sq. Miles		Cash Liabilities	614,490.85
RESERVE FOR UNCOLLECTED TAXES	241,528.70	Net Valuation Taxable-Municipal	244,217,207	Reserves for Receivables	100,129.26
EXPENDITURES TOTAL	4,532,468.25	Net Valuation Taxable-County	329,543,424	Surplus Dec. 31, 1988	457,987.64
		State Equalized Valuation	392,561,034	Total	1,172,607.75
		State Equalization Ratio	62.23		

0901

Population 1980 65,047
 Population 1988 60,765
 S & P Rating A
 Moody Rating A

General Tax Rate Per \$100. 13.12
 State Equalized Tax Rate 2.38

BAYONNE CITY - HUDSON COUNTY

Form of Government:

Mayor-Council Plan C (OMCL 50)

Number of Members on Governing Body - 5

PER CAPITA:

Gross Debt 556.04
 Net Debt 293.03
 Debt Service 47.48
 Total Tax Levy 919.92
 Municipal Expenditures 641.73

PER CENT:

Gross Debt 1.73
 Net Debt .91
 Tax Levy Collected 97.90
 Tax Levy Cancelled, Abated or Adjusted .01

EXPENDITURES		REVENUES-REALIZED		1988 PROPERTY TAX	
GENERAL GOVERNMENT		1988 Property Taxes Collected		STATE EQUALIZED TAX RATE	
Governing Body & Public Boards	103,000.00	1988 Payments in Lieu of Taxes	54,715,031.97	Local District School Taxes	.36 20,114,791.50
Municipal Clerk	155,400.00	Delinquent Tax & Lien Collections	490,678.17	Regional & Consolidated School Tax	
Financial Administration	279,550.00	Business Personalty Replacement Taxes	678,081.06	School Taxes in Municipal Budget	.06 1,372,237.00
Assessment of Taxes	150,700.00	Taxes from Public Utilities	2,316,390.00	County Taxes	.58 13,487,043.17
Collection of Taxes	155,200.00	Other Miscellaneous Tax Revenues	3,198,795.00	County Library Taxes	
Planning, Housing & Development	65,375.00	State Aid Revenues	3,626,144.56	Local Municipal Purpose Taxes	.38 20,703,376.32
Human Resources	675,464.39	Federal Aid Revenues		Veteran & Senior Citizen Taxes	
Elections	27,850.00	State and Local Fiscal Assistance Act Utilized		Total Taxes for Rate Computation	2.38 56,182,297.99
General Administration (other)	1,825,266.00	Sale of Acquired Property		Special District Taxes	
JUDICIARY		Other Miscellaneous Revenues	3,606,471.34	Bank Corp. Taxes	14,581.23
Municipal Courts	587,600.00	Total	69,132,092.10	Added and Omitted Taxes	201,107.63
PUBLIC SAFETY		Prior Years Surplus Appropriated	3,000,000.00	Total Taxes Levied - ABSTRACT	55,898,636.85
Fire Protection	6,391,146.00	REVENUES TOTAL	72,132,092.10	Total Taxes Billed	55,888,146.70
Police Protection	7,444,331.27	Reserve For Uncollected Taxes	2,154,444.38	1988 TAXES COLLECTED	54,715,031.97
Civil Defense & Disaster Control	38,000.00	CAPITAL OUTLAY TOTAL	17,043,651.33	1988 Taxes Cancelled, Abated or Adjusted	6,631.32
Environmental Inspection & Control	294,900.00			Transfer to Tax Title Liens or Foreclosed	19,865.07
Other Public Safety				Balance Outstanding Dec. 31, 1988	1,146,613.34
PUBLIC WORKS				PRIOR YEARS TAXES OUTSTANDING	
Streets and Drainage	2,019,300.00	Public Enterprises	15,460,208.09	Balance January 1, 1988	1,557,386.44
Sewers and Sewage Processing	2,800,000.00	Recreation—Culture		Collected in 1988	672,741.39
Gorbage and Trash Disposal		Public Works	29,070.23	Cancelled, Abated or Adjusted 1988	743.86
Public Buildings and Grounds	696,334.00	Buildings and Grounds	1,554,210.47	Transfers to Tax Title Liens or Foreclosed	1,675.25
Other Public Works	150,000.00	Library and Education	162.59	Balance December 31, 1988	882,225.94
HEALTH and WELFARE		Conservation		TAX TITLE LIENS OUTSTANDING	
Health Services Except Environmental	513,969.00	All Other		Balance January 1, 1988	74,323.52
Welfare-Public Assistance	270,300.00	CAPITAL DEBT AUTHORIZED, DECEMBER 31, 1988		Transfer From Taxes	21,540.32
Hospitals, Clinics, First Aid	34,000.00	ISSUED AND UNISSUED		Redeemed in 1988	5,240.24
Animal, Insect, & Rodent Control		School	15,982,000	Cancelled, Abated or Adjusted (1988)	
Other Welfare Services	127,100.00	Self-liquidating	10,734,000	Transfers to Foreclosed Property	
RECREATION and CONSERVATION		Other	7,022,000	Balance December 31, 1988	90,028.60
Beaches and Boardwalks		Total	33,738,000	PROPERTY ACQUIRED BY DEED OR FORECLOSURE	
Parks, Playgrounds, Shade Trees	1,080,300.00	ISSUED AND OUTSTANDING		Balance January 1, 1988	2,746,341.00
Land Reclamation & Conservation	296,100.00	School	14,565,000.00	Transfers From Taxes or Liens	
Other Recreational Services	123,273.10	Self-Liquidating	3,734,000.00	Sale for Cash (1988)	
EDUCATION (excluding schools)		Other	5,772,000.00	Cancelled, Abated or Adjusted (1988)	
Libraries	1,120,369.00	Total	24,121,000.00	Balance December 31, 1988	2,746,341.00
Other Educational Services		EQUALIZED VALUATION BASIS		CURRENT FINANCES DECEMBER 31, 1988	
STATUTORY EXPENDITURES		FOR NET DEBT COMPUTATION	1,956,460,737	ASSETS	
Pensions & F. I. C. A.	4,193,560.00	REAL PROPERTY VALUATIONS		Cash Dec. 31, 1988	8,211,392.71
Employee Fringe Benefits	1,945,000.00	Code Class # of Parcels % VAL'N		Taxes Receivable	2,023,344.23
Other Statutory Expenditures		1 Vacant Land 545 2.73	11,500,400.00	Tax Title Liens	90,028.60
CETA And Other Public Employment Programs		2 Residential 10112 45.61	192,363,100.00	Foreclosed Property	2,746,341.00
MUNICIPAL FUNCTIONS TOTAL	33,563,392.76	3 Farm		Emergencies & Other Deferred Charges	336,000.00
CAPITAL IMPROVEMENTS *MEMO*	25,000.00	4a Commercial 1393 13.48	56,874,400.00	State and Federal Aid Receivable	112,473.01
DEBT SERVICE		4b Industrial 172 33.19	139,979,000.00	Other Receivables	645,026.69
Principal Payments	1,473,368.78	4c Apartments 343 4.99	21,065,600.00	Total	14,171,206.29
Interest Payments	1,406,652.50	Total 12565	421,732,500.00	LIABILITIES, RESERVES, AND SURPLUS	
TYPE I SCHL DEBT *MEMO	2,184,434.75	Land Area 5.39 Sq. Miles		Cash Liabilities	4,630,798.14
DEFERRED CHARGES	339,422.37	Net Valuation Taxable-Municipal	424,573,344	Reserves for Receivables	5,510,840.57
SCHOOL, COUNTY, SPECIAL DISTRICT TAXES	34,974,071.67	Net Valuation Taxable-County	2,040,556,662	Surplus Dec. 31, 1988	4,029,567.58
RESERVE FOR UNCOLLECTED TAXES	2,154,444.38	State Equalized Valuation	2,329,224,931	Total	14,171,206.29
EXPENDITURES TOTAL	73,971,852.46	State Equalization Ratio	18.13		

1503

Population 1980 1,714
 Population 1988 1,765
 S & P Rating
 Moody Rating

General Tax Rate Per \$100.

1.86

State Equalized Tax Rate

1.00

BEACH HAVEN BOROUGH - OCEAN CO.

Form of Government:

Commission (1911)

Number of Members on Governing Body - 3

PER CAPITA:

Gross Debt 2,211.65
 Net Debt 1,262.21
 Debt Service 152.58
 Total Tax Levy 3,023.45
 Municipal Expenditures 1,758.15

PER CENT:

Gross Debt .89
 Net Debt .51
 Tax Levy Collected 93.89
 Tax Levy Cancelled, Abated or Adjusted 2.12

EXPENDITURES		REVENUES-REALIZED		1988 PROPERTY TAX	
GENERAL GOVERNMENT				STATE EQUALIZED TAX RATE .12	
Governing Body & Public Boards		1988 Property Taxes Collected	4,994,904.88	Local District School Taxes	620,135.00
Municipal Clerk		1988 Payments in Lieu of Taxes		Regional & Consolidated School Tax	860,552.24
Financial Administration	70,953.00	Delinquent Tax & Lien Collections	140,802.07	School Taxes in Municipal Budget	
Assessment of Taxes	122,600.00	Business Personalty Replacement Taxes	25,666.52	County Taxes	1,984,269.87
Collection of Taxes	37,831.00	Taxes from Public Utilities	214,559.00	County Library Taxes	
Planning, Housing & Development	32,960.00	Other Miscellaneous Tax Revenues		Local Municipal Purpose Taxes	1,748,000.00
Human Resources	22,156.32	State Aid Revenues	85,334.93	Veteran & Senior Citizen Taxes	27,150.00
Elections		Federal Aid Revenues		Total Taxes for Rate Computation	5,240,107.11
General Administration (other)	301,719.50	State and Local Fiscal Assistance Act Utilized	2,806.43	Special District Taxes	
JUDICIARY		Sale of Acquired Property		Bank Corp. Taxes	16,444.82
Municipal Courts	25,709.00	Other Miscellaneous Revenues	515,387.01	Added and Omitted Taxes	106,989.40
PUBLIC SAFETY		Total	5,979,460.89	Total Taxes Levied - ABSTRACT	5,336,391.33
Fire Protection	17,291.40	Prior Years Surplus Appropriated	582,000.00	Total Taxes Billed	5,320,150.95
Police Protection	520,470.92	REVENUES TOTAL	6,561,460.89	1988 TAXES COLLECTED	4,994,904.88
Civil Defense & Disaster Control	5,500.00	Reserve For Uncollected Taxes	277,000.00	1988 Taxes Cancelled, Abated or Adjusted	112,572.99
Environmental Inspection & Control	10,597.00	CAPITAL OUTLAY TOTAL	837,030.35	Transfer to Tax Title Liens or Foreclosed	1,829.04
Other Public Safety				Balance Outstanding Dec. 31, 1988	210,844.04
PUBLIC WORKS				PRIOR YEARS TAXES OUTSTANDING	
Streets and Drainage	329,137.00	Public Enterprises	306,747.74	Balance January 1, 1988	140,802.07
Sewers and Sewage Processing		Recreation—Culture	12,258.20	Collected in 1988	140,802.07
Gorbage and Trash Disposal	328,910.00	Public Works	145,194.77	Cancelled, Abated or Adjusted 1988	
Public Buildings and Grounds	82,050.00	Buildings and Grounds	372,829.64	Transfers to Tax Title Liens or Foreclosed	
Other Public Works		Library and Education		Balance December 31, 1988	
HEALTH and WELFARE		Conservation		TAX TITLE LIENS OUTSTANDING	
Health Services Except Environmental	26,361.00	All Other		Balance January 1, 1988	9,440.97
Welfare-Public Assistance	3,000.00	CAPITAL DEBT AUTHORIZED, DECEMBER 31, 1988		Transfer From Taxes	1,829.04
Hospitals, Clinics, First Aid	2,000.00	ISSUED AND UNISSUED GROSS DEBT		Redeemed in 1988	
Animal, Insect, & Rodent Control	1,500.00	School	318,741	Cancelled, Abated or Adjusted (1988)	
Other Welfare Services		Self-liquidating	1,241,450	Transfers to Foreclosed Property	
RECREATION and CONSERVATION		Other	2,343,376	Balance December 31, 1988	11,270.01
Beaches and Boardwalks	123,232.50	Total	3,903,567	PROPERTY ACQUIRED BY DEED OR	
Parks, Playgrounds, Shade Trees	25,011.00			FORECLOSURE	
Land Reclamation & Conservation	25,500.00	ISSUED AND OUTSTANDING		Balance January 1, 1988	24,705.00
Other Recreational Services	3,100.00	School		Transfers From Taxes or Liens	
EDUCATION (excluding schools)		Self-Liquidating	1,136,450.00	Sale for Cash (1988)	
Libraries	122,590.00	Other	2,205,150.00	Cancelled, Abated or Adjusted (1988)	
Other Educational Services	500.00	Total	3,341,600.00	Balance December 31, 1988	24,705.00
STATUTORY EXPENDITURES		EQUALIZED VALUATION BASIS		CURRENT FINANCES DECEMBER 31, 1988	
Pensions & F. I. C. A.	163,317.94	FOR NET DEBT COMPUTATION	433,272,904	ASSETS	
Employee Fringe Benefits	111,662.00	REAL PROPERTY VALUATIONS		Cash Dec. 31, 1988	1,746,207.02
Other Statutory Expenditures	10,255.54	Code Class # of Parcels % VAL'N		Taxes Receivable	210,844.04
CETA And Other Public Employment Programs		1 Vacant Land 391 6.32	17,706,100.00	Tax Title Liens	11,270.01
MUNICIPAL FUNCTIONS TOTAL	2,531,065.12	2 Residential 1974 79.84	223,521,200.00	Foreclosed Property	24,705.00
CAPITAL IMPROVEMENTS *MEMO*	10,000.00	3 Farm		Emergencies & Other Deferred Charges	111,800.00
DEBT SERVICE		4a Commercial 114 11.16	31,240,500.00	State and Federal Aid Receivable	
Principal Payments	160,000.00	4b Industrial		Other Receivables	56,651.18
Interest Payments	109,295.77	4c Apartments 38 2.67	7,432,896.00	Total	2,161,477.25
		Total 2517	279,950,696.00	LIABILITIES, RESERVES, AND SURPLUS	
DEFERRED CHARGES	25,779.37	Land Area 1.00 Sq. Miles		Cash Liabilities	1,372,297.76
SCHOOL, COUNTY, SPECIAL DISTRICT TAXES	3,464,957.11	Net Valuation Taxable-Municipal	281,032,675	Reserves for Receivables	303,470.23
RESERVE FOR UNCOLLECTED TAXES	277,000.00	Net Valuation Taxable-County	477,336,541	Surplus Dec. 31, 1988	485,709.26
EXPENDITURES TOTAL	6,568,097.37	State Equalized Valuation	523,573,013	Total	2,161,477.25
		State Equalization Ratio	53.58		

1504
Population 1980 7,687
Population 1988 8,551
S & P Rating B8B+
Moody Rating BAA1

General Tax Rate Per \$100. 1.54
State Equalized Tax Rate 1.73

BEACHWOOD BOROUGH— OCEAN COUNTY
Form of Government:
Borough Council
Number of Members on Governing Body — 6

PER CAPITA:
Gross Debt 827.30
Net Debt 689.53
Debt Service 55.65
Total Tax Levy 702.51
Municipal Expenditures 398.03

PER CENT:
Gross Debt 2.69
Net Debt 2.24
Tax Levy Collected 94.40
Tax Levy Cancelled, Abated or Adjusted

EXPENDITURES		REVENUES-REALIZED		1988 PROPERTY TAX	
GENERAL GOVERNMENT				STATE EQUALIZED TAX RATE →	
Governing Body & Public Boards		1988 Property Taxes Collected	5,671,633.34	Local District School Taxes	
Municipal Clerk		1988 Payments in Lieu of Taxes		Regional & Consolidated School Tax	
Financial Administration	50,995.00	Delinquent Tax & Lien Collections	263,998.31	School Taxes in Municipal Budget	.98 3,375,394.62
Assessment of Taxes	14,464.00	Business Personalty Replacement Taxes	10,925.88	County Taxes	.33 * 1,145,604.45
Collection of Taxes	37,025.00	Taxes from Public Utilities	336,001.00	County Library Taxes	.02 74,561.21
Planning, Housing & Development	16,337.00	Other Miscellaneous Tax Revenues		Local Municipal Purpose Taxes	.40 1,374,000.00
Human Resources	40,057.81	State Aid Revenues	150,074.92	Veteran & Senior Citizen Taxes	
Elections	1,000.00	Federal Aid Revenues		Total Taxes for Rate Computation	1.73 6,075,110.23
General Administration (other)	361,055.00	State and Local Fiscal Assistance Act Utilized		Special District Taxes	
JUDICIARY		Sale of Acquired Property	11,050.00	Bank Corp. Taxes	
Municipal Courts	43,306.20	Other Miscellaneous Revenues	7,464,989.57	Added and Omitted Taxes	37,114.18
PUBLIC SAFETY		Total	1,021,306.12	Total Taxes Levied - ABSTRACT	6,007,174.46
Fire Protection	81,155.00	Prior Years Surplus Appropriated	316,000.00	Total Taxes Billed	6,008,397.71
Police Protection	557,956.14	REVENUES TOTAL	8,230,989.57	1988 TAXES COLLECTED	5,671,633.34
Civil Defense & Disaster Control	7,325.00	Reserve For Uncollected Taxes	478,000.00	1988 Taxes Cancelled, Abated or Adjusted	
Environmental Inspection & Control	12,080.00			Transfer to Tax Title Liens or Foreclosed	708.86
Other Public Safety				Balance Outstanding Dec. 31, 1988	336,055.51
PUBLIC WORKS		CAPITAL OUTLAY TOTAL	321,989.63	PRIOR YEARS TAXES OUTSTANDING	
Streets and Drainage	199,210.10	Public Enterprises		Balance January 1, 1988	271,214.29
Sewers and Sewage Processing		Recreation—Culture	1,834.15	Collected in 1988	261,909.07
Garbage and Trash Disposal	193,675.00	Public Works	102,923.54	Cancelled, Abated or Adjusted 1988	4,058.06
Public Buildings and Grounds	5,600.00	Buildings and Grounds	217,231.94	Transfers to Tax Title Liens or Foreclosed	444.30
Other Public Works	283,073.40	Library and Education		Balance December 31, 1988	4,302.86
HEALTH and WELFARE		Conservation		TAX TITLE LIENS OUTSTANDING	
Health Services Except Environmental	1,023.00	All Other		Balance January 1, 1988	3,370.82
Welfare-Public Assistance	10,916.00			Transfer From Taxes	1,228.02
Hospitals, Clinics, First Aid		CAPITAL DEBT AUTHORIZED, DECEMBER 31, 1988		Redeemed in 1988	2,089.24
Animal, Insect, & Rodent Control		ISSUED AND UNISSUED		Cancelled, Abated or Adjusted (1988)	
Other Welfare Services		School	1,178,089	Transfers to Foreclosed Property	1,889.52
RECREATION and CONSERVATION		Self-Liquidating	2,522,770	Balance December 31, 1988	1,120.08
Beaches and Boardwalks	10,700.00	Other	3,373,400	PROPERTY ACQUIRED BY DEED OR FORECLOSURE	
Parks, Playgrounds, Shade Trees	3,175.00	Total	7,074,260	Balance January 1, 1988	1,341,567.48
Land Reclamation & Conservation	116,882.00	ISSUED AND OUTSTANDING		Transfers From Taxes or Liens	1,889.52
Other Recreational Services	13,161.35	School	1,178,089.74	Sale for Cash (1988)	310,500.00
EDUCATION (excluding schools)		Self-Liquidating	2,088,370.26	Cancelled, Abated or Adjusted (1988)	
Libraries	1,100.00	Other	3,274,500.00	Balance December 31, 1988	1,032,957.00
Other Educational Services		Total	6,540,960.00	CURRENT FINANCES DECEMBER 31, 1988	
STATUTORY EXPENDITURES		EQUALIZED VALUATION BASIS		ASSETS	
Pensions & F. I. C. A.	151,933.06	FOR NET DEBT COMPUTATION	262,360,571	Cash Dec. 31, 1988	3,658,354.93
Employee Fringe Benefits	151,730.00	REAL PROPERTY VALUATIONS		Taxes Receivable	340,858.37
Other Statutory Expenditures	14,031.01	Code Class # of Parcels % VAL'N		Tax Title Liens	1,120.08
CETA And Other Public Employment Programs		1 Vacant Land 1302 7.03	27,169,010.00	Foreclosed Property	1,032,957.00
MUNICIPAL FUNCTIONS TOTAL	2,384,066.07	2 Residential 3096 89.04	344,225,750.00	Emergencies & Other Deferred Charges	85,300.00
CAPITAL IMPROVEMENTS *MEMO*	75,000.00	3 Farm		State and Federal Aid Receivable	
DEBT SERVICE		4a Commercial 74 3.93	15,209,800.00	Other Receivables	251,179.50
Principal Payments	170,200.00	4b Industrial		Total	5,370,769.88
Interest Payments	305,735.88	4c Apartments		LIABILITIES, RESERVES, AND SURPLUS	
DEFERRED CHARGES	65,600.00	Total	4472	Cash Liabilities	2,327,116.80
SCHOOL, COUNTY, SPECIAL DISTRICT TAXES	4,596,060.28	Land Area 2.80 Sq. Miles		Reserves for Receivables	1,626,114.95
RESERVE FOR UNCOLLECTED TAXES	478,000.00	Net Valuation Taxable-Municipal	387,493,837	Surplus Dec. 31, 1988	1,417,538.13
EXPENDITURES TOTAL	7,999,632.23	Net Valuation Taxable-County	263,100,294	Total	5,370,769.88
		State Equalized Valuation	345,579,505		
		State Equalization Ratio	112.16		

1301

Population 1980 2,469
 Population 1988 6,432
 S & P Rating
 Moody Rating

General Tax Rate Per \$100. 2.81
 State Equalized Tax Rate 1.03

BEDMINSTER TOWNSHIP - SOMERSET CO.**Form of Government:****Township Committee****Number of Members on Governing Body - 3**

PER CAPITA:
 Gross Debt 1,495.16
 Net Debt 1,460.95
 Debt Service 152.33
 Total Tax Levy 1,383.28
 Municipal Expenditures 647.22

PER CENT:
 Gross Debt 1.48
 Net Debt 1.45
 Tax Levy Collected 98.03
 Tax Levy Cancelled, Abated or Adjusted .12

EXPENDITURES		REVENUES-REALIZED		1988 PROPERTY TAX	
GENERAL GOVERNMENT				STATE EQUALIZED TAX RATE	
Governing Body & Public Boords		1988 Property Taxes Collected	8,728,510.23	Local District School Taxes	.36 2,918,831.00
Municipal Clerk		1988 Payments in Lieu of Taxes		Regional & Consolidated School Tax	
Financial Administration	99,321.40	Delinquent Tax & Lien Collections	227,103.04	School Taxes in Municipal Budget	
Assessment of Taxes	41,855.00	Business Personalty Replacement Taxes	59,576.56	County Taxes	.45 3,648,206.26
Collection of Taxes	63,650.00	Taxes from Public Utilities	416,946.00	County Library Taxes	
Planning, Housing & Development	231,142.00	Other Miscellaneous Tax Revenues		Local Municipal Purpose Taxes	.22 1,769,589.65
Human Resources	6,779.57	State Aid Revenues	33,482.96	Veteran & Senior Citizen Taxes	21,650.00
Elections		Federal Aid Revenues		Total Taxes for Rate Computation	1.03 8,358,276.91
General Administration (other)	375,352.00	State and Local Fiscal Assistance Act Utilized		Special District Taxes	
JUDICIARY		Sole of Acquired Property		Bank Corp. Taxes	
Municipal Courts	77,631.55	Other Miscellaneous Revenues	861,663.21	Added and Omitted Taxes	560,658.41
PUBLIC SAFETY		Total	10,327,342.05	Total Taxes Levied - ABSTRACT	8,897,285.32
Fire Protection	115,234.96	Prior Years Surplus Appropriated	2,100,599.76	Total Taxes Billed	8,903,857.93
Police Protection	563,627.30	REVENUES TOTAL	12,427,941.31	1988 TAXES COLLECTED	8,728,510.28
Civil Defense & Disaster Control	1,200.00	Reserve For Uncollected Taxes	409,600.13	1988 Taxes Cancelled, Abated or Adjusted	10,565.13
Environmental Inspection & Control	51,572.50			Transfer to Tax Title Liens or Foreclosed	3,790.69
Other Public Safety				Balance Outstanding Dec. 31, 1988	160,991.83
PUBLIC WORKS		CAPITAL OUTLAY TOTAL	225,736.24	PRIOR YEARS TAXES OUTSTANDING	
Streets and Drainage	503,290.00	Public Enterprises	69,526.80	Balance January 1, 1988	234,825.15
Sewers and Sewage Processing	25,745.00	Recreation—Culture	32,043.71	Collected in 1988	224,983.69
Gorbage and Trash Disposal	3,600.00	Public Works	84,320.97	Cancelled, Abated or Adjusted 1988	1,264.53
Public Buildings and Grounds	42,250.00	Buildings and Grounds	39,844.76	Transfers to Tax Title Liens or Foreclosed	4,638.46
Other Public Works	200.00	Library and Education		Balance December 31, 1988	3,938.47
HEALTH and WELFARE		Conservation		TAX TITLE LIENS OUTSTANDING	
Health Services Except Environmental	70,378.00	All Other		Balance January 1, 1988	
Welfare-Public Assistance	4,205.00			Transfer From Taxes	8,992.08
Hospitals, Clinics, First Aid				Redeemed in 1988	2,179.35
Animal, Insect, & Rodent Control				Cancelled, Abated or Adjusted (1988)	
Other Welfare Services				Transfers to Foreclosed Property	
RECREATION and CONSERVATION				Balance December 31, 1988	6,812.73
Beaches and Boardwalks				PROPERTY ACQUIRED BY DEED OR	
Parks, Playgrounds, Shade Trees				FORECLOSURE	
Land Reclamation & Conservation	5,050.00			Balance January 1, 1988	
Other Recreational Services	18,309.00			Transfers From Taxes or Liens	
EDUCATION (excluding schools)				Sale for Cash (1988)	
Libraries	137,750.00			Cancelled, Abated or Adjusted (1988)	
Other Educational Services	10,300.00			Balance December 31, 1988	
STATUTORY EXPENDITURES				CURRENT FINANCES DECEMBER 31, 1988	
Pensions & F. I. C. A.	153,394.86			ASSETS	
Employee Fringe Benefits	90,106.41			Cash Dec. 31, 1988	3,691,474.20
Other Statutory Expenditures				Taxes Receivable	164,930.30
CETA And Other Public Employment Programs				Tax Title Liens	6,812.73
MUNICIPAL FUNCTIONS TOTAL	2,702,494.55			Foreclosed Property	
CAPITAL IMPROVEMENTS *MEMO*	220,750.00			Emergencies & Other Deferred Charges	128,570.76
DEBT SERVICE				State and Federal Aid Receivable	5,552.03
Principal Payments	774,000.00			Other Receivables	158,909.91
Interest Payments	185,813.85			Total	4,156,249.93
DEFERRED CHARGES	71,010.43			LIABILITIES, RESERVES, AND SURPLUS	
SCHOOL, COUNTY, SPECIAL DISTRICT TAXES	6,567,037.26			Cash Liabilities	490,049.72
RESERVE FOR UNCOLLECTED TAXES	409,600.13			Reserves for Receivables	315,280.76
EXPENDITURES TOTAL	10,729,956.22			Surplus Dec. 31, 1988	3,350,919.45
				Total	4,156,249.93

0701

Population 1980 35,367
 Population 1988 36,016
 S & P Rating
 Moody Rating A

General Tax Rate Per \$100.

7.92

State Equalized Tax Rate

2.62

BELLEVILLE TOWNSHIP - ESSEX COUNTY

Form of Government:

Commission (1911)

Number of Members on Governing Body - 5

PER CAPITA

Gross Debt 205.13

Net Debt 192.75

Debt Service 16.55

Total Tax Levy 1,047.44

Municipal Expenditures 648.07

PER CENT

Gross Debt .62

Net Debt .58

Tax Levy Collected 95.26

Tax Levy Cancelled, Abated

or Adjusted 1.09

EXPENDITURES		REVENUES-REALIZED		1988 PROPERTY TAX	
GENERAL GOVERNMENT				STATE EQUALIZED TAX RATE	
Governing Body & Public Boards	116,375.00	1988 Property Taxes Collected	35,915,810.21	Local District School Taxes	.93 13,235,270.00
Municipal Clerk	83,600.00	1988 Payments in Lieu of Taxes		Regional & Consolidated School Tax	
Financial Administration	153,797.00	Delinquent Tax & Lien Collections	1,155,003.17	School Taxes in Municipal Budget	
Assessment of Taxes		Business Personalty Replacement Taxes	910,853.84	County Taxes	.66 9,402,321.68
Collection of Taxes	155,400.00	Taxes from Public Utilities	2,104,399.00	County Library Taxes	
Planning, Housing & Development	311,500.00	Other Miscellaneous Tax Revenues		Local Municipal Purpose Taxes	1.03 14,781,439.22
Human Resources	423,823.22	State Aid Revenues	2,362,121.35	Veteran & Senior Citizen Taxes	388,700.00
Elections	13,000.00	Federal Aid Revenues		Total Taxes for Rate Computation	2.62 37,857,730.90
General Administration (other)	997,946.00	State and Local Fiscal Assistance Act Utilized		Special District Taxes	
JUDICIARY		Sale of Acquired Property		Bank Corp. Taxes	33,344.43
Municipal Courts	173,356.43	Other Miscellaneous Revenues	1,531,200.91	Added and Omitted Taxes	221,322.10
PUBLIC SAFETY		Total	44,029,393.43	Total Taxes Levied - ABSTRACT	37,724,697.43
Fire Protection	2,909,491.50	Prior Years Surplus Appropriated	419,000.00	Total Taxes Billed	37,703,792.34
Police Protection	3,597,622.00	REVENUES TOTAL	44,443,393.48	1988 TAXES COLLECTED	35,915,810.21
Civil Defense & Disaster Control	4,391.00	Reserve For Uncollected Taxes	1,896,141.32	1988 Taxes Cancelled, Abated or Adjusted	410,968.80
Environmental Inspection & Control	242,600.00	CAPITAL OUTLAY TOTAL	154,579.34	Transfer to Tax Title Liens or Foreclosed	78,394.56
Other Public Safety	31,300.00	Public Enterprises	36,214.19	Balance Outstanding Dec 31, 1988	1,298,113.77
PUBLIC WORKS		Recreation—Culture		PRIOR YEARS TAXES OUTSTANDING	
Streets and Drainage	1,185,839.70	Public Works	57,941.39	Balance January 1, 1988	1,237,263.72
Sewers and Sewage Processing	1,025,116.56	Buildings and Grounds	60,423.23	Collected in 1988	1,044,543.59
Garbage and Trash Disposal	3,111,830.00	Library and Education		Cancelled, Abated or Adjusted 1988	
Public Buildings and Grounds	461,035.00	Conservation		Transfers to Tax Title Liens or Foreclosed	3,451.56
Other Public Works	196,498.00	All Other		Balance December 31, 1988	189,263.57
HEALTH and WELFARE		CAPITAL DEBT AUTHORIZED, DECEMBER 31, 1988		TAX TITLE LIENS OUTSTANDING	
Health Services Except Environmental	592,543.00	ISSUED AND UNISSUED		Balance January 1 1988	350,299.55
Welfare-Public Assistance	138,343.00	School	419,000	Transfer From Taxes	82,905.92
Hospitals, Clinics, First Aid		Self-liquidating	380,000	Redeemed in 1988	110,459.58
Animal, Insect, & Rodent Control	5,949.58	Other	6,589,016	Cancelled, Abated or Adjusted (1988)	
Other Welfare Services		Total	7,383,016	Transfers to Foreclosed Property	
RECREATION and CONSERVATION		ISSUED AND OUTSTANDING		Balance December 31, 1988	322,745.89
Beaches and Boardwalks		School	419,000.00	PROPERTY ACQUIRED BY DEED OR	
Parks, Playgrounds, Shade Trees	154,440.00	Self-Liquidating	110,000.00	FORECLOSURE	
Land Reclamation & Conservation		Other	6,130,000.00	Balance January 1, 1988	75,550.00
Other Recreational Services	528,933.00	Total	6,659,000.00	Transfers From Taxes or Liens	
EDUCATION (excluding schools)		EQUALIZED VALUATION BASIS		Sale for Cash (1988)	
Libraries	400,358.00	FOR NET DEBT COMPUTATION	1,193,337,327	Cancelled, Abated or Adjusted (1988)	
Other Educational Services	16,430.00	REAL PROPERTY VALUATIONS		Balance December 31, 1988	75,550.00
STATUTORY EXPENDITURES		Code Class # of Parcels % VAL'N	ASSESSED VALUATION	CURRENT FINANCES DECEMBER 31, 1988	
Pensions & F. I. C. A.	1,863,542.18	1 Vacant Land 318 .44	2,070,600.00	ASSETS	
Employee Fringe Benefits	1,022,151.21	2 Residential 7932 70.53	331,466,300.00	Cash Dec. 31, 1988	6,081,097.79
Other Statutory Expenditures		3 Farm		Taxes Receivable	1,487,332.34
CETA And Other Public Employment Programs		4a Commercial 530 11.34	53,274,800.00	Tax Title Liens	322,745.39
MUNICIPAL FUNCTIONS TOTAL	19,932,371.33	4b Industrial 163 7.87	36,985,900.00	Foreclosed Property	75,550.00
CAPITAL IMPROVEMENTS *MEMO*	45,000.00	4c Apartments 134 9.33	46,192,700.00	Emergencies & Other Deferred Charges	33,000.00
DEBT SERVICE		Total 9127	469,990,300.00	State and Federal Aid Receivable	
Principal Payments	200,000.00	Land Area 3.30 Sq. Miles		Other Receivables	214,773.35
Interest Payments	395,894.00	Net Valuation Taxable-Municipal	473,257,200	Total	3,264,549.37
DEFERRED CHARGES	916,333.75	Net Valuation Taxable-County	1,239,637,055	LIABILITIES, RESERVES, AND SURPLUS	
SCHOOL, COUNTY, SPECIAL DISTRICT TAXES	22,687,591.63	State Equalized Valuation	1,422,319,733	Cash Liabilities	3,915,215.12
RESERVE FOR UNCOLLECTED TAXES	1,396,141.32	State Equalization Ratio	33.12	Reserves for Receivables	2,100,951.58
EXPENDITURES TOTAL	46,028,382.13			Surplus Dec. 31, 1988	2,243,382.67

0404

Population 1980 13,721
 Population 1988 13,323
 S & P Rating
 Moody Rating BAA

General Tax Rate Per \$100.

5.45

State Equalized Tax Rate

2.73

BELMAWR BOROUGH - CAMDEN COUNTY**Form of Government:****Borough Council****Number of Members on Governing Body - 6**

PER CAPITA:

Gross Debt 304.38
 Net Debt 219.43
 Debt Service 10.95
 Total Tax Levy 713.02
 Municipal Expenditures 293.15

PER CENT:

Gross Debt 1.30
 Net Debt .94
 Tax Levy Collected 96.24
 Tax Levy Cancelled, Abated or Adjusted

EXPENDITURES		REVENUES-REALIZED		1988 PROPERTY TAX	
GENERAL GOVERNMENT				STATE EQUALIZED TAX RATE	
Governing Body & Public Boards	28,398.13	1988 Property Taxes Collected	9,124,783.47	Local District School Taxes	.70 2,412,843.50
Municipal Clerk		1988 Payments in Lieu of Taxes		Regional & Consolidated School Tax	.50 1,732,553.63
Financial Administration	31,500.04	Delinquent Tax & Lien Collections	316,900.86	School Taxes in Municipal Budget	
Assessment of Taxes	21,559.17	Business Personality Replacement Taxes	104,440.88	County Taxes	.96 3,316,244.00
Collection of Taxes	45,622.33	Taxes from Public Utilities	790,453.00	County Library Taxes	.03 87,154.00
Planning, Housing & Development	5,800.00	Other Miscellaneous Tax Revenues		Local Municipal Purpose Taxes	.55 1,907,000.00
Human Resources	38,800.00	State Aid Revenues	251,152.00	Veteran & Senior Citizen Taxes	
Elections	8,800.00	Federal Aid Revenues		Total Taxes for Rate Computation	2.74 9,662,795.13
General Administration (other)	472,110.43	State and Local Fiscal Assistance Act Utilized	1,172.29	Special District Taxes	
JUDICIARY		Sale of Acquired Property		Bank Corp. Taxes	16,832.66
Municipal Courts	32,478.46	Other Miscellaneous Revenues	611,585.75	Added and Omitted Taxes	26,926.55
PUBLIC SAFETY		Total	11,200,493.25	Total Taxes Levied - ABSTRACT	9,499,554.34
Fire Protection	96,873.32	Prior Years Surplus Appropriated		Total Taxes Billed	9,481,052.03
Police Protection	724,726.73	REVENUES TOTAL	11,200,493.25	1988 TAXES COLLECTED	9,124,788.47
Civil Defense & Disaster Control	7,030.00	Reserve For Uncollected Taxes	400,356.18	1988 Taxes Cancelled, Abated or Adjusted	
Environmental Inspection & Control	23,596.67	CAPITAL OUTLAY TOTAL	1,018,602.28	Transfer to Tax Title Liens or Foreclosed	13,359.86
Other Public Safety				Balance Outstanding Dec. 31, 1988	342,903.70
PUBLIC WORKS				PRIOR YEARS TAXES OUTSTANDING	
Streets and Drainage	614,093.57	Public Enterprises		Balance January 1, 1988	373,893.70
Sewers and Sewage Processing		Recreation—Culture		Collected in 1988	312,167.39
Garbage and Trash Disposal	408,512.82	Public Works		Cancelled, Abated or Adjusted 1988	
Public Buildings and Grounds	63,800.00	Buildings and Grounds	1,018,602.23	Transfers to Tax Title Liens or Foreclosed	1,022.04
Other Public Works		Library and Education		Balance December 31, 1988	60,704.27
HEALTH and WELFARE		Conservation		TAX TITLE LIENS OUTSTANDING	
Health Services Except Environmental	7,000.00	All Other		Balance January 1, 1988	32,228.71
Welfare-Public Assistance	18,825.00	CAPITAL DEBT AUTHORIZED, DECEMBER 31, 1988		Transfer From Taxes	14,381.90
Hospitals, Clinics, First Aid		ISSUED AND UNISSUED		Redeemed in 1988	4,733.47
Animal, Insect, & Rodent Control	1,100.00	School	367,053	Cancelled, Abated or Adjusted (1988)	816.26
Other Welfare Services		Self-liquidating	1,110,800	Transfers to Foreclosed Property	
RECREATION and CONSERVATION		Other	2,577,400	Balance December 31, 1988	41,060.88
Beaches and Boardwalks		Total	4,055,253	PROPERTY ACQUIRED BY DEED OR FORECLOSURE	
Parks, Playgrounds, Shade Trees	125,100.00	ISSUED AND OUTSTANDING		Balance January 1, 1988	200,561.00
Land Reclamation & Conservation	531.70	School	367,053.57	Transfers From Taxes or Liens	
Other Recreational Services	16,550.00	Self-liquidating	1,110,000.00	Sale for Cash (1988)	
EDUCATION (excluding schools)		Other	2,406,050.00	Cancelled, Abated or Adjusted (1988)	162,100.00
Libraries	10,650.00	Total	3,883,103.57	Balance December 31, 1988	38,461.00
Other Educational Services		EQUALIZED VALUATION BASIS FOR NET DEBT COMPUTATION	312,110,318	CURRENT FINANCES DECEMBER 31, 1988	
STATUTORY EXPENDITURES		REAL PROPERTY VALUATIONS		ASSETS	
Pensions & F. I. C. A.	241,654.93	Code Class # of Parcels % VAL'N		Cash Dec. 31, 1988	801,072.46
Employee Fringe Benefits	182,941.64	1 Vacant Land 149 1.37	2,367,200.00	Taxes Receivable	403,607.97
Other Statutory Expenditures	4,326.23	2 Residential 3303 63.55	109,755,100.00	Tax Title Liens	41,060.88
CETA And Other Public Employment Programs		3 Farm		Foreclosed Property	38,461.00
MUNICIPAL FUNCTIONS		4a Commercial 108 7.97	13,755,900.00	Emergencies & Other Deferred Charges	79,982.35
CAPITAL IMPROVEMENTS		4b Industrial 62 20.15	34,798,800.00	State and Federal Aid Receivable	
DEBT SERVICE		4c Apartments 9 6.96	12,016,850.00	Other Receivables	209,068.49
Principal Payments	38,450.00	Total 3631	172,693,850.00	Total	1,573,253.15
Interest Payments	107,423.76	Land Area 2.99 Sq. Miles		LIABILITIES, RESERVES, AND SURPLUS	
DEFERRED CHARGES		Net Valuation Taxable-Municipal	173,500,558	Cash Liabilities	770,799.03
SCHOOL, COUNTY, SPECIAL DISTRICT TAXES	7,548,795.13	Net Valuation Taxable-County	321,596,726	Reserves for Receivables	692,198.34
RESERVE FOR UNCOLLECTED TAXES	400,356.18	State Equalized Valuation	345,092,693	Surplus Dec. 31, 1988	110,255.78
EXPENDITURES		State Equalization Ratio	50.16	Total	1,573,253.15
TOTAL	11,454,438.22				

Population 1980 6,771
 Population 1988 6,194
 S & P Rating
 Moody Rating A

General Tax Rate Per \$100. 3.12
 State Equalized Tax Rate 1.59

BELMAR BOROUGH — MONMOUTH COUNTY

Form of Government:

Commission (1911)

Number of Members on Governing Body — 3

PER CAPITA

Gross Debt 1,361.89
 Net Debt 905.84
 Debt Service 142.01
 Total Tax Levy 992.34
 Municipal Expenditures 1,238.52

PER CENT:

Gross Debt 2.63
 Net Debt 1.75
 Tax Levy Collected 94.63
 Tax Levy Cancelled, Abated or Adjusted

EXPENDITURES		REVENUES-REALIZED		1988 PROPERTY TAX	
GENERAL GOVERNMENT				STATE EQUALIZED TAX RATE	
Governing Body & Public Boards		1988 Property Taxes Collected	5,827,169.32	Local District School Taxes .57	2,182,200.50
Municipal Clerk		1988 Payments in Lieu of Taxes		Regional & Consolidated School Tax	
Financial Administration	13,000.00	Delinquent Tax & Lien Collections	239,588.78	School Taxes in Municipal Budget	
Assessment of Taxes	147,750.00	Business Personalty Replacement Taxes	57,040.00	County Taxes .36 *	1,372,763.53
Collection of Taxes		Taxes from Public Utilities	318,457.00	County Library Taxes	
Planning, Housing & Development	39,627.00	Other Miscellaneous Tax Revenues		Local Municipal Purpose Taxes .66	2,552,599.50
Human Resources	1,200.00	State Aid Revenues	198,545.93	Veteran & Senior Citizen Taxes	52,000.00
Elections	6,200.00	Federal Aid Revenues		Total Taxes for Rate Computation 1.59	6,159,763.53
General Administration (other)	948,336.83	State and Local Fiscal Assistance Act Utilized	1,439.00	Special District Taxes	
JUDICIARY		Sale of Acquired Property		Bank Corp. Taxes	15,649.26
Municipal Courts	197,800.00	Other Miscellaneous Revenues	3,602,611.76	Added and Omitted Taxes	23,169.16
PUBLIC SAFETY		Total	10,294,851.79	Total Taxes Levied - ABSTRACT	6,140,581.95
Fire Protection	138,139.80	Prior Years Surplus Appropriated	712,000.00	Total Taxes Billed	6,158,153.12
Police Protection	1,216,118.23	REVENUES TOTAL	11,006,851.79	1988 TAXES COLLECTED	5,327,169.32
Civil Defense & Disaster Control	26,401.71	Reserve For Uncollected Taxes	401,738.00	1988 Taxes Cancelled, Abated or Adjusted	
Environmental Inspection & Control	53,600.00	CAPITAL OUTLAY TOTAL	635,583.55	Transfer to Tax Title Liens or Foreclosed	6,281.23
Other Public Safety				Balance Outstanding Dec. 31, 1988	324,702.57
PUBLIC WORKS				PRIOR YEARS TAXES OUTSTANDING	
Streets and Drainage	858,161.60	Public Enterprises	146,158.60	Balance January 1, 1988	284,721.36
Sewers and Sewage Processing		Recreation—Culture	7,107.00	Collected in 1988	284,721.36
Garbage and Trash Disposal	515,400.00	Public Works	115,499.80	Cancelled, Abated or Adjusted 1988	
Public Buildings and Grounds	267,033.07	Buildings and Grounds	366,818.15	Transfers to Tax Title Liens or Foreclosed	
Other Public Works	333,929.62	Library and Education		Balance December 31, 1988	
HEALTH and WELFARE		Conservation		TAX TITLE LIENS OUTSTANDING	
Health Services Except Environmental	92,600.00	All Other		Balance January 1, 1988	21,011.19
Welfare-Public Assistance	17,000.00	CAPITAL DEBT AUTHORIZED, DECEMBER 31, 1988		Transfer From Taxes	6,281.23
Hospitals, Clinics, First Aid		ISSUED AND UNISSUED GROSS DEBT NET DEBT		Redeemed in 1988	4,867.42
Animal, Insect, & Rodent Control	3,500.00	School	2,824,756	Cancelled, Abated or Adjusted (1988)	
Other Welfare Services		Self-liquidating	5,610,780	Transfers to Foreclosed Property	
RECREATION and CONSERVATION		Other	5,610,780	Balance December 31, 1988	22,425.00
Beaches and Boardwalks	539,632.00	Total	8,435,536	PROPERTY ACQUIRED BY DEED OR	
Parks, Playgrounds, Shade Trees	59,700.00	ISSUED AND OUTSTANDING		FORECLOSURE	
Land Reclamation & Conservation	2,000.00	School		Balance January 1, 1988	16,350.00
Other Recreational Services	325,432.00	Self-Liquidating	820,000.00	Transfers From Taxes or Liens	
EDUCATION (excluding schools)		Other	4,675,000.00	Sale for Cash (1988)	
Libraries	111,330.00	Total	5,495,000.00	Cancelled, Abated or Adjusted (1988)	
Other Educational Services		EQUALIZED VALUATION BASIS		Balance December 31, 1988	16,850.00
STATUTORY EXPENDITURES		FOR NET DEBT COMPUTATION	321,321,318	CURRENT FINANCES DECEMBER 31, 1988	
Pensions & F. I. C. A.	462,338.44	REAL PROPERTY VALUATIONS		ASSETS	
Employee Fringe Benefits	300,973.17	Code Class # of Parcels % VAL'N		Cash Dec. 31, 1988	1,498,490.29
Other Statutory Expenditures		1 Vacant Land 76 1.02	1,978,300.00	Taxes Receivable	324,702.57
CETA And Other Public Employment Programs		2 Residential 2196 73.66	143,593,300.00	Tax Title Liens	22,425.00
MUNICIPAL FUNCTIONS TOTAL	6,682,853.47	3 Farm		Foreclosed Property	16,350.00
CAPITAL IMPROVEMENTS *MEMO*	20,000.00	4a Commercial 169 15.98	31,156,700.00	Emergencies & Other Deferred Charges	200,464.07
DEBT SERVICE		4b Industrial 5 .46	895,100.00	State and Federal Aid Receivable	
Principal Payments	535,000.00	4c Apartments 49 8.88	17,317,700.00	Other Receivables	79,185.64
Interest Payments	344,584.60	Total 2495	194,941,600.00	Total	2,142,117.57
DEFERRED CHARGES	16,905.00	Land Area 1.00 Sq. Miles		LIABILITIES, RESERVES, AND SURPLUS	
SCHOOL, COUNTY, SPECIAL DISTRICT TAXES	3,555,164.03	Net Valuation Taxable-Municipal	195,548,612	Cash Liabilities	1,338,742.33
RESERVE FOR UNCOLLECTED TAXES	401,738.00	Net Valuation Taxable-County	322,343,920	Reserves for Receivables	464,558.92
EXPENDITURES TOTAL	11,536,245.10	State Equalized Valuation	383,822,267	Surplus Dec. 31, 1988	338,816.32
		State Equalization Ratio	50.87	Total	2,142,117.57

2103

Population 1980 2,475
 Population 1988 2,522
 S & P Rating
 Moody Rating BAA

General Tax Rate Per \$100.

State Equalized Tax Rate

5.61

1.96

BELVIDERE TOWN - WARREN COUNTY**Form of Government:****Town Council****Number of Members on Governing Body - 6**

PER CAPITA:

Gross Debt 1,575.97
 Net Debt 346.24
 Debt Service
 Total Tax Levy 1,034.00
 Municipal Expenditures 555.49

PER CENT:

Gross Debt 4.05
 Net Debt .89
 Tax Levy Collected 93.29
 Tax Levy Cancelled, Abated or Adjusted .25

EXPENDITURES		REVENUES-REALIZED		1988 PROPERTY TAX	
GENERAL GOVERNMENT				STATE EQUALIZED TAX RATE	
Governing Body & Public Boards		1988 Property Taxes Collected		Local District School Taxes	1.08 1,404,713.00
Municipal Clerk		1988 Payments in Lieu of Taxes		Regional & Consolidated School Tax	
Financial Administration	16,238.00	Delinquent Tax & Lien Collections		School Taxes in Municipal Budget	
Assessment of Taxes	57,550.00	Business Personalty Replacement Taxes		County Taxes	.60 781,240.00
Collection of Taxes	11,170.00	Taxes from Public Utilities		County Library Taxes	
Planning, Housing & Development	15,900.00	Other Miscellaneous Tax Revenues		Local Municipal Purpose Taxes	.28 364,294.69
Human Resources	26,675.00	State Aid Revenues		Veteran & Senior Citizen Taxes	29,150.00
Elections		Federal Aid Revenues		Total Taxes for Rate Computation	1.96 2,579,397.69
General Administration (other)	229,641.00	State and Local Fiscal Assistance Act Utilized		Special District Taxes	
JUDICIARY		Sale of Acquired Property		Bank Corp. Taxes	21,731.77
Municipal Courts	25,750.00	Other Miscellaneous Revenues		Added and Omitted Taxes	35,762.39
PUBLIC SAFETY		Prior Years Surplus Appropriated		Total Taxes Levied - ABSTRACT	2,607,741.85
Fire Protection	39,059.04	REVENUES		Total Taxes Billed	2,590,378.89
Police Protection	199,392.00	Reserve For Uncollected Taxes		1988 TAXES COLLECTED	2,416,478.17
Civil Defense & Disaster Control	1,870.00	CAPITAL OUTLAY		1988 Taxes Cancelled, Abated or Adjusted	6,575.03
Environmental Inspection & Control		Public Enterprises		Transfer to Tax Title Liens or Foreclosed	16,037.52
Other Public Safety		Recreation—Culture		Balance Outstanding Dec. 31, 1988	151,288.17
PUBLIC WORKS		Public Works		PRIOR YEARS TAXES OUTSTANDING	
Streets and Drainage	153,335.00	Buildings and Grounds		Balance January 1, 1988	87,745.82
Sewers and Sewage Processing		Library and Education		Collected in 1988	80,920.18
Garbage and Trash Disposal	138,835.89	Conservation		Cancelled, Abated or Adjusted 1988	
Public Buildings and Grounds	38,360.00	All Other		Transfers to Tax Title Liens or Foreclosed	6,438.89
Other Public Works		CAPITAL DEBT AUTHORIZED, DECEMBER 31, 1988		Balance December 31, 1988	386.75
HEALTH and WELFARE		ISSUED AND UNISSUED		TAX TITLE LIENS OUTSTANDING	
Health Services Except Environmental	6,000.00	GROSS DEBT		Balance January 1, 1988	34,573.41
Welfare-Public Assistance	2,920.00	NET DEBT		Transfer From Taxes	23,423.88
Hospitals, Clinics, First Aid		School		Redeemed in 1988	36,265.48
Animal, Insect, & Rodent Control		Self-liquidating		Cancelled, Abated or Adjusted (1988)	
Other Welfare Services		Other		Transfers to Foreclosed Property	
RECREATION and CONSERVATION		Total		Balance December 31, 1988	21,731.81
Beaches and Boardwalks		ISSUED AND OUTSTANDING		PROPERTY ACQUIRED BY DEED OR	
Parks, Playgrounds, Shade Trees	24,400.00	School		FORECLOSURE	
Land Reclamation & Conservation	12,800.00	Self-Liquidating		Balance January 1, 1988	
Other Recreational Services	3,400.00	Other		Transfers From Taxes or Liens	
EDUCATION (excluding schools)		Total		Sale for Cash (1988)	
Libraries	32,412.39	EQUALIZED VALUATION BASIS		Cancelled, Abated or Adjusted (1988)	
Other Educational Services	250.00	FOR NET DEBT COMPUTATION		Balance December 31, 1988	
STATUTORY EXPENDITURES		REAL PROPERTY VALUATIONS		CURRENT FINANCES DECEMBER 31, 1988	
Pensions & F. I. C. A.	59,000.00	Code Class # of Parcels % VAL'N		ASSETS	
Employee Fringe Benefits	33,000.00	1 Vacant Land 163 2.38		Cash Dec. 31, 1988	1,184,207.96
Other Statutory Expenditures		2 Residential 761 59.44		Taxes Receivable	151,674.92
CETA And Other Public Employment Programs		3 Farm 13 .20		Tax Title Liens	21,731.81
MUNICIPAL FUNCTIONS		4a Commercial 100 13.44		Foreclosed Property	
CAPITAL IMPROVEMENTS		4b Industrial 13 22.34		Emergencies & Other Deferred Charges	79,112.76
DEBT SERVICE		4c Apartments 7 2.19		State and Federal Aid Receivable	
Principal Payments		Total 1062		Other Receivables	14,521.29
Interest Payments		Land Area 1.30 Sq. Miles		Total	1,451,248.74
DEFERRED CHARGES		Net Valuation Taxable-Municipal		LIABILITIES, RESERVES, AND SURPLUS	
SCHOOL, COUNTY, SPECIAL DISTRICT TAXES	9,315.02	Net Valuation Taxable-County		Cash Liabilities	745,118.16
RESERVE FOR UNCOLLECTED TAXES	208,111.52	State Equalized Valuation		Reserves for Receivables	187,928.02
EXPENDITURES		State Equalization Ratio		Surplus Dec. 31, 1988	518,202.56
TOTAL	3,586,897.86			Total	1,451,248.74

0203

Population 1980 25,568

Population 1988 24,677

S & P Rating

Moody Rating A1

General Tax Rate Per \$100.

7.36

State Equalized Tax Rate

2.06

BERGENFIELD BOROUGH - BERGEN CO.

Form of Government:

Borough Council

Number of Members on Governing Body - 6

PER CAPITA:

Gross Debt 277.30

Net Debt 153.12

Debt Service 22.44

Total Tax Levy 1,173.95

Municipal Expenditures 482.97

PER CENT.

Gross Debt .57

Net Debt .32

Tax Levy Collected 99.15

Tax Levy Cancelled, Abated

or Adjusted .05

EXPENDITURES	REVENUES-REALIZED	1988 PROPERTY TAX
GENERAL GOVERNMENT		STATE EQUALIZED TAX RATE →
Governing Body & Public Boards		Local District School Taxes 1.20 16,818,624.50
Municipal Clerk		Regional & Consolidated School Tax
Financial Administration 16,500.00	1988 Property Taxes Collected 28,672,809.43	School Taxes in Municipal Budget
Assessment of Taxes 402,855.71	1988 Payments in Lieu of Taxes 49,428.42	County Taxes .22 3,079,434.68
Collection of Taxes 141,985.12	Delinquent Tax & Lien Collections 204,229.47	County Library Taxes
Planning, Housing & Development 10,300.00	Business Personalty Replacement Taxes 227,290.36	Local Municipal Purpose Taxes .63 8,321,855.00
Human Resources 85,029.88	Taxes from Public Utilities 1,148,239.00	Veteran & Senior Citizen Taxes
Elections	Other Miscellaneous Tax Revenues	Total Taxes for Rate Computation 2.05 28,945,514.18
General Administration (other) 777,635.82	State Aid Revenues 337,920.49	Special District Taxes
JUDICIARY	Federal Aid Revenues	Bank Corp Taxes 78,577.57
Municipal Courts 71,420.65	State and Local Fiscal Assistance Act Utilized	Added and Omitted Taxes 171,055.74
PUBLIC SAFETY	Sale of Acquired Property	Total Taxes Levied - ABSTRACT 28,969,547.49
Fire Protection 423,977.91	Other Miscellaneous Revenues 616,373.00	Total Taxes Billed 28,917,372.60
Police Protection 2,327,156.33	Total 31,256,290.22	1988 TAXES COLLECTED 28,672,309.48
Civil Defense & Disaster Control 10,432.00	Prior Years Surplus Appropriated 225,000.00	1988 Taxes Cancelled, Abated or Adjusted 15,051.37
Environmental Inspection & Control 58,536.25	REVENUES TOTAL 31,481,290.22	Transfer to Tax Title Liens or Foreclosed 4,982.72
Other Public Safety 71,290.00	Reserve For Uncollected Taxes 389,863.90	Balance Outstanding Dec. 31, 1988 224,529.03
PUBLIC WORKS	CAPITAL OUTLAY TOTAL 957,835.80	PRIOR YEARS TAXES OUTSTANDING
Streets and Drainage 894,944.96	Public Enterprises	Balance January 1, 1988 211,737.67
Sewers and Sewage Processing 873,647.00	Recreation—Culture 56.93	Collected in 1988 201,014.85
Garbage and Trash Disposal 2,048,333.83	Public Works 19,161.36	Cancelled, Abated or Adjusted 1988 442.00
Public Buildings and Grounds 120,916.41	Buildings and Grounds 933,597.51	Transfers to Tax Title Liens or Foreclosed
Other Public Works	Library and Education	Balance December 31, 1988 10,280.82
HEALTH and WELFARE	Conservation	TAX TITLE LIENS OUTSTANDING
Health Services Except Environmental 185,976.09	All Other	Balance January 1, 1988 60,935.75
Welfare-Public Assistance 11,938.69	CAPITAL DEBT AUTHORIZED, DECEMBER 31, 1988	Transfer From Taxes 4,982.72
Hospitals, Clinics, First Aid	ISSUED AND UNISSUED GROSS DEBT NET DEBT	Redeemed in 1988 3,214.62
Animal, Insect, & Rodent Control 12,000.00	School 2,667,000	Cancelled, Abated or Adjusted (1988)
Other Welfare Services	Self-Liquidating 4,176,000	Transfers to Foreclosed Property
RECREATION and CONSERVATION	Other 3,778,500	Balance December 31, 1988 62,703.85
Beaches and Boardwalks	Total 6,843,000	PROPERTY ACQUIRED BY DEED OR FORECLOSURE
Parks, Playgrounds, Shade Trees 270,299.49	ISSUED AND OUTSTANDING	Balance January 1, 1988 177,044.59
Land Reclamation & Conservation 174,859.00	School 2,667,000.00	Transfers From Taxes or Liens
Other Recreational Services 78,662.27	Self-Liquidating 4,176,000.00	Sale for Cash (1988) 155,000.00
EDUCATION (excluding schools)	Other 6,843,000.00	Cancelled, Abated or Adjusted (1988) 4,396.65
Libraries 543,243.00	Total	Balance December 31, 1988 17,147.94
Other Educational Services	EQUALIZED VALUATION BASIS	CURRENT FINANCES DECEMBER 31, 1988
STATUTORY EXPENDITURES	FOR NET DEBT COMPUTATION 1,191,091,050	ASSETS
Pensions & F. I. C. A. 825,709.15	REAL PROPERTY VALUATIONS	Cash Dec. 31, 1988 2,049,946.01
Employee Fringe Benefits 523,133.04	Code Class # of Parcels % VAL'N	Taxes Receivable 234,809.85
Other Statutory Expenditures	1 Vacant Land 113 .62	Tax Title Liens 62,703.85
CETA And Other Public Employment Programs	2 Residential 6802 33.33	Foreclosed Property 17,147.94
MUNICIPAL FUNCTIONS TOTAL 10,960,842.65	3 Farm	Emergencies & Other Deferred Charges 447,500.00
CAPITAL IMPROVEMENTS *MEMO* 100,000.00	4a Commercial 254 8.92	State and Federal Aid Receivable 5,853.38
DEBT SERVICE	4b Industrial 53 2.34	Other Receivables 33,957.88
Principal Payments 305,000.00	4c Apartments 49 4.73	Total 2,851,918.91
Interest Payments 248,642.03	Total 7276	LIABILITIES, RESERVES, AND SURPLUS
DEFERRED CHARGES 14,000.00	Land Area 3.00 Sq. Miles	Cash Liabilities 1,646,766.76
SCHOOL, COUNTY, SPECIAL DISTRICT TAXES 19,898,039.18	Net Valuation Taxable-Municipal 390,574,957	Reserves for Receivables 698,619.52
RESERVE FOR UNCOLLECTED TAXES 389,863.90	Net Valuation Taxable-County 1,221,565,657	Surplus Dec. 31, 1988 506,532.63
EXPENDITURES TOTAL 31,815,407.76	State Equalized Valuation 1,395,747,117	Total 2,851,918.91
	State Equalization Ratio 27.93	

1505
 Population 1980 23,151
 Population 1988 35,323
 S & P Rating
 Moody Rating BAA1

General Tax Rate Per \$100. 2.67
 State Equalized Tax Rate 1.27

BERKELEY TOWNSHIP – OCEAN COUNTY
Form of Government:
Mayor–Council Plan D (OMCL 50)
Number of Members on Governing Body – 7

PER CAPITA:
 Gross Debt 379.21
 Net Debt 268.34
 Debt Service 18.95
 Total Tax Levy 771.38
 Municipal Expenditures 386.16
 PER CENT:
 Gross Debt .84
 Net Debt .59
 Tax Levy Collected 96.29
 Tax Levy Cancelled, Abated or Adjusted

EXPENDITURES		REVENUES-REALIZED		1988 PROPERTY TAX	
GENERAL GOVERNMENT				STATE EQUALIZED TAX RATE	
Governing Body & Public Boards	43,100.00	1988 Property Taxes Collected	26,183,345.09	Local District School Taxes	.33 6,818,431.00
Municipal Clerk	183,645.42	1988 Payments in Lieu of Taxes		Regional & Consolidated School Tax	.36 7,407,658.58
Financial Administration	174,072.36	Delinquent Tax & Lien Collections	1,024,227.23	School Taxes in Municipal Budget	
Assessment of Taxes	750,000.00	Business Personalty Replacement Taxes	94,592.36	County Taxes	.35 * 7,255,830.69
Collection of Taxes	357,200.00	Taxes from Public Utilities	2,929,377.45	County Library Taxes	.02 472,186.83
Planning, Housing & Development	297,750.00	Other Miscellaneous Tax Revenues		Local Municipal Purpose Taxes	.21 4,340,221.13
Human Resources	89,735.00	State Aid Revenues	412,337.96	Veteran & Senior Citizen Taxes	
Elections	3,000.00	Federal Aid Revenues		Total Taxes for Rate Computation	1.27 27,757,678.23
General Administration (other)	1,420,817.57	State and Local Fiscal Assistance Act Utilized		Special District Taxes	
JUDICIARY		Sale of Acquired Property		Bank Corp. Taxes	56,310.47
Municipal Courts	95,300.00	Other Miscellaneous Revenues	2,678,649.28	Added and Omitted Taxes	896,712.69
PUBLIC SAFETY		Total	33,322,529.42	Total Taxes Levied - ABSTRACT	27,247,351.39
Fire Protection	221,234.04	Prior Years Surplus Appropriated	3,109,718.61	Total Taxes Billed	27,191,040.92
Police Protection	2,653,415.37	REVENUES TOTAL	36,432,248.03	1988 TAXES COLLECTED	26,183,345.09
Civil Defense & Disaster Control	26,500.00	Reserve For Uncollected Taxes	1,324,002.02	1988 Taxes Cancelled, Abated or Adjusted	
Environmental Inspection & Control	58,000.00	CAPITAL OUTLAY TOTAL	1,141,297.95	Transfer to Tax Title Liens or Foreclosed	
Other Public Safety				Balance Outstanding Dec. 31, 1988	1,007,695.83
PUBLIC WORKS				PRIOR YEARS TAXES OUTSTANDING	
Streets and Drainage	777,360.00	Public Enterprises		Balance January 1, 1988	975,524.92
Sewers and Sewage Processing	30,000.00	Recreation—Culture	237,589.26	Collected in 1988	964,879.86
Garbage and Trash Disposal	1,712,630.00	Public Works	646,445.45	Cancelled, Abated or Adjusted 1988	
Public Buildings and Grounds	500,500.00	Buildings and Grounds	257,263.24	Transfers to Tax Title Liens or Foreclosed	
Other Public Works	105,000.00	Library and Education		Balance December 31, 1988	10,645.06
HEALTH and WELFARE		Conservation		TAX TITLE LIENS OUTSTANDING	
Health Services Except Environmental	2,100.00	All Other		Balance January 1, 1988	135,906.50
Welfare-Public Assistance	7,500.00	CAPITAL DEBT AUTHORIZED, DECEMBER 31, 1988		Transfer From Taxes	
Hospitals, Clinics, First Aid		ISSUED AND UNISSUED GROSS DEBT NET DEBT		Redeemed in 1988	59,347.42
Animal, Insect, & Rodent Control	6,000.00	School 3,916,179		Cancelled, Abated or Adjusted (1988)	
Other Welfare Services		Self-liquidating 9,478,650	9,478,650	Transfers to Foreclosed Property	
RECREATION and CONSERVATION		Other 13,394,829	9,478,650	Balance December 31, 1988	76,559.08
Beaches and Boardwalks		ISSUED AND OUTSTANDING		PROPERTY ACQUIRED BY DEED OR FORECLOSURE	
Parks, Playgrounds, Shade Trees	136,635.00	School 3,916,179.32		Balance January 1, 1988	4,163,360.00
Land Reclamation & Conservation	117,263.53	Self-Liquidating 6,113,500.00		Transfers From Taxes or Liens	
Other Recreational Services	613,975.00	Other 10,029,679.32		Sale for Cash (1988)	
EDUCATION (excluding schools)		Total 10,029,679.32		Cancelled, Abated or Adjusted (1988)	
Libraries		EQUALIZED VALUATION BASIS FOR NET DEBT COMPUTATION	1,600,853,541	Balance December 31, 1988	4,163,360.00
Other Educational Services		REAL PROPERTY VALUATIONS		CURRENT FINANCES DECEMBER 31, 1988	
STATUTORY EXPENDITURES		Code Class # of Parcels % VAL'N ASSESSED VALUATION		ASSETS	
Pent. to R. I. C. A.	772,743.58	1 Vacant Land 7145 4.93 48,330,700.00		Cash Dec. 31, 1988	13,795,372.99
Employee Fringe Benefits	438,732.43	2 Residential 17240 89.25 875,419,000.00		Taxes Receivable	1,018,340.89
Other Statutory Expenditures		3 Farm 8 .02 177,700.00		Tax Title Liens	76,559.08
CETA And Other Public Employment Programs		4a Commercial 216 4.80 47,106,800.00		Foreclosed Property	4,163,360.00
MUNICIPAL FUNCTIONS TOTAL	11,604,234.30	4b Industrial 23 .56 5,474,200.00		Emergencies & Other Deferred Charges	910,000.00
CAPITAL IMPROVEMENTS *MEMO*	43,000.00	4c Apartments 12 .44 4,353,600.00		State and Federal Aid Receivable	121,413.79
DEBT SERVICE		Total 24645 980,862,000.00		Other Receivables	165,349.09
Principal Payments	370,000.00	Land Area 41.90 Sq. Miles		Total	20,250,395.84
Interest Payments	299,512.50	Net Valuation Taxable-Municipal	986,474,167	LIABILITIES, RESERVES, AND SURPLUS	
DEFERRED CHARGES	42,632.00	Net Valuation Taxable-County	1,695,189,604	Cash Liabilities	10,742,372.91
SCHOOL, COUNTY, SPECIAL DISTRICT TAXES	21,954,107.10	State Equalized Valuation	2,064,034,360	Reserves for Receivables	5,423,609.06
RESERVE FOR UNCOLLECTED TAXES	1,324,002.02	State Equalization Ratio	47.65	Surplus Dec. 31, 1988	4,084,413.87
EXPENDITURES TOTAL	35,594,537.92			Total	20,250,395.84

2001

Population 1980 12,549
 Population 1988 12,644
 S & P Rating
 Moody Rating AAA

General Tax Rate Per \$100. 2.92
 State Equalized Tax Rate 1.59

BERKELEY HEIGHTS TWP. - UNION CO.

Form of Government:

Township Committee

Number of Members on Governing Body - 5

PER CAPITA:

Gross Debt 1,158.69
 Net Debt 1,105.43
 Debt Service 92.14
 Total Tax Levy 1,820.95
 Municipal Expenditures 640.23

PER CENT:

Gross Debt 1.20
 Net Debt 1.15
 Tax Levy Collected 99.15
 Tax Levy Cancelled, Abated or Adjusted

EXPENDITURES		REVENUES-REALIZED		1988 PROPERTY TAX	
GENERAL GOVERNMENT				STATE EQUALIZED TAX RATE → .47	
Governing Body & Public Boards		1988 Property Taxes Collected	22,805,005.36	Local District School Taxes	6,767,996.00
Municipal Clerk		1988 Payments in Lieu of Taxes		Regional & Consolidated School Tax	5,873,052.73
Financial Administration	98,200.00	Delinquent Tax & Lien Collections	209,257.25	School Taxes in Municipal Budget	
Assessment of Taxes	36,100.00	Business Personalty Replacement Taxes	745,521.88	County Taxes	5,450,129.12
Collection of Taxes	35,450.00	Taxes from Public Utilities	896,119.00	County Library Taxes	
Planning, Housing & Development	65,700.00	Other Miscellaneous Tax Revenues		Local Municipal Purpose Taxes	4,685,552.30
Human Resources	75,308.19	State Aid Revenues	119,663.84	Veteran & Senior Citizen Taxes	75,000.00
Elections		Federal Aid Revenues		Total Taxes for Rate Computation	22,851,736.15
General Administration (other)	1,032,000.00	State and Local Fiscal Assistance Act Utilized	768.00	Special District Taxes	
JUDICIARY		Sale of Acquired Property		Bank Corp. Taxes	24,497.94
Municipal Courts	68,630.00	Other Miscellaneous Revenues	1,093,173.34	Added and Omitted Taxes	222,852.94
PUBLIC SAFETY		Total	25,869,508.67	Total Taxes Levied - ABSTRACT	23,024,087.03
Fire Protection	128,633.84	Prior Years Surplus Appropriated	1,350,000.00	Total Taxes Billed	22,999,589.09
Police Protection	1,230,237.28	REVENUES TOTAL	27,219,503.67	1988 TAXES COLLECTED	22,805,005.36
Civil Defense & Disaster Control	3,930.00	Reserve For Uncollected Taxes	930,295.34	1988 Taxes Cancelled, Abated or Adjusted	
Environmental Inspection & Control	149,941.01	CAPITAL OUTLAY TOTAL	4,855,856.74	Transfer to Tax Title Liens or Foreclosed	53.40
Other Public Safety				Balance Outstanding Dec. 31, 1988	194,525.33
PUBLIC WORKS				PRIOR YEARS TAXES OUTSTANDING	
Streets and Drainage	421,000.00	Public Enterprises		Balance January 1, 1988	216,309.02
Sewers and Sewage Processing	284,000.00	Recreation—Culture		Collected in 1988	203,183.57
Garbage and Trash Disposal		Public Works	4,100,397.34	Cancelled, Abated or Adjusted 1988	
Public Buildings and Grounds	151,740.00	Buildings and Grounds	755,459.40	Transfers to Tax Title Liens or Foreclosed	959.69
Other Public Works	689,100.00	Library and Education		Balance December 31, 1988	7,165.76
HEALTH and WELFARE		Conservation		TAX TITLE LIENS OUTSTANDING	
Health Services Except Environmental	31,969.00	All Other		Balance January 1, 1988	1,133.47
Welfare-Public Assistance	13,155.00	CAPITAL DEBT AUTHORIZED, DECEMBER 31, 1988		Transfer From Taxes	1,132.03
Hospitals, Clinics, First Aid	1,000.00	ISSUED AND UNISSUED GROSS DEBT NET DEBT		Redeemed in 1988	1,073.68
Animal, Insect, & Rodent Control	3,000.00	School 673,415		Cancelled, Abated or Adjusted (1988)	
Other Welfare Services		Self-liquidating 13,977,000	13,977,000	Transfers to Foreclosed Property	
RECREATION and CONSERVATION		Other 14,650,415	13,977,000	Balance December 31, 1988	1,191.37
Beaches and Boardwalks		Total 14,650,415	13,977,000	PROPERTY ACQUIRED BY DEED OR FORECLOSURE	
Parks, Playgrounds, Shade Trees	188,068.00	ISSUED AND OUTSTANDING		Balance January 1, 1988	23,600.00
Land Reclamation & Conservation	3,850.00	School 673,415.19		Transfers From Taxes or Liens	
Other Recreational Services	54,500.00	Self-Liquidating 11,422,000.00		Sale for Cash (1988)	
EDUCATION (excluding schools)		Other 12,095,415.19		Cancelled, Abated or Adjusted (1988)	
Libraries	394,054.16	Total		Balance December 31, 1988	23,600.00
Other Educational Services		EQUALIZED VALUATION BASIS		CURRENT FINANCES DECEMBER 31, 1988	
STATUTORY EXPENDITURES		FOR NET DEBT COMPUTATION	1,216,473.032	ASSETS	
Pensions & F. I. C. A.	470,770.00	REAL PROPERTY VALUATIONS		Cash Dec. 31, 1988	4,277,953.33
Employee Fringe Benefits	252,500.00	Code Class # of Parcels % VAL'N	ASSESSED VALUATION	Taxes Receivable	201,691.09
Other Statutory Expenditures		1 Vacant Land 240 1.62	12,673,300.00	Tax Title Liens	1,191.37
CETA And Other Public Employment Programs		2 Residential 3747 59.59	464,802,900.00	Foreclosed Property	23,600.00
MUNICIPAL FUNCTIONS	5,882,936.48	3 Farm 2	1,100.00	Emergencies & Other Deferred Charges	941.01
CAPITAL IMPROVEMENTS	525,000.00	4a Commercial 104 11.00	85,795,500.00	State and Federal Aid Receivable	
DEBT SERVICE		4b Industrial 39 27.78	216,705,200.00	Other Receivables	40,224.54
Principal Payments	772,000.00	4c Apartments		Total	4,545,602.34
Interest Payments	393,055.92	Total 4132	779,978,000.00	LIABILITIES, RESERVES, AND SURPLUS	
DEFERRED CHARGES	116,809.48	Land Area 6.50 Sq. Miles		Cash Liabilities	1,228,980.83
SCHOOL, COUNTY, SPECIAL DISTRICT TAXES	18,091,183.85	Net Valuation Taxable-Municipal	782,336,346	Reserves for Receivables	266,707.50
RESERVE FOR UNCOLLECTED TAXES	930,295.84	Net Valuation Taxable-County	1,296,066,088	Surplus Dec. 31, 1988	3,049,914.01
EXPENDITURES	26,186,281.57	State Equalized Valuation	1,433,510,640	Total	4,545,602.34
		State Equalization Ratio	54.50		

0405

Population 1980 5,786
 Population 1988 5,931
 S & P Rating
 Moody Rating A

General Tax Rate Per \$100.

5.14

State Equalized Tax Rate

2.33

BERLIN BOROUGH - CAMDEN COUNTY

Form of Government:

Borough Council

Number of Members on Governing Body - 6

PER CAPITA:

Gross Debt 1,359.98
 Net Debt 296.13
 Debt Service 27.51
 Total Tax Levy 871.33
 Municipal Expenditures 370.67

PER CENT:

Gross Debt 4.48
 Net Debt .98
 Tax Levy Collected 95.67
 Tax Levy Cancelled, Abated or Adjusted .03

EXPENDITURES		REVENUES-REALIZED		1988 PROPERTY TAX	
GENERAL GOVERNMENT		1988 Property Taxes Collected		STATE EQUALIZED TAX RATE	
Governing Body & Public Boards		1988 Payments in Lieu of Taxes		Local District School Taxes	1,360,487.83
Municipal Clerk	27,300.00	Delinquent Tax & Lien Collections		Regional & Consolidated School Tax	801,831.97
Financial Administration	16,515.24	Business Personalty Replacement Taxes		School Taxes in Municipal Budget	
Assessment of Taxes	22,623.57	Taxes from Public Utilities		County Taxes	1,897,963.00
Collection of Taxes	11,350.00	Other Miscellaneous Tax Revenues		County Library Taxes	49,853.00
Planning, Housing & Development	57,708.47	State Aid Revenues		Local Municipal Purpose Taxes	991,013.93
Human Resources		Federal Aid Revenues		Veteran & Senior Citizen Taxes	61,200.00
Elections		State and Local Fiscal Assistance Act Utilized		Total Taxes for Rate Computation	5,162,349.73
General Administration (other)	163,431.75	Sale of Acquired Property		Special District Taxes	
JUDICIARY		Other Miscellaneous Revenues		Bank Corp. Taxes	18,630.80
Municipal Courts	64,551.40	Prior Years Surplus Appropriated		Added and Omitted Taxes	48,086.93
PUBLIC SAFETY		REVENUES		Total Taxes Levied - ABSTRACT	5,167,867.46
Fire Protection	86,430.50	Reserve For Uncollected Taxes		Total Taxes Billed	5,151,645.72
Police Protection	482,153.33	CAPITAL OUTLAY		1988 TAXES COLLECTED	4,928,572.29
Civil Defense & Disaster Control	500.00	Public Enterprises		1988 Taxes Cancelled, Abated or Adjusted	1,655.57
Environmental Inspection & Control	25,398.06	Recreation—Culture		Transfer to Tax Title Liens or Foreclosed	35,335.16
Other Public Safety		Public Works		Balance Outstanding Dec. 31, 1988	186,082.70
PUBLIC WORKS		Buildings and Grounds		PRIOR YEARS TAXES OUTSTANDING	
Streets and Drainage	175,506.82	Library and Education		Balance January 1, 1988	242,781.59
Sewers and Sewage Processing	192,932.00	Conservation		Collected in 1988	211,855.16
Gorbage and Trosh Disposol	90,256.41	All Other		Cancelled, Abated or Adjusted 1988	1,211.78
Public Buildings and Grounds		CAPITAL DEBT AUTHORIZED, DECEMBER 31, 1988		Transfers to Tax Title Liens or Foreclosed	29.32
Other Public Works		ISSUED AND UNISSUED		Balance December 31, 1988	29,685.33
HEALTH and WELFARE		GROSS DEBT		TAX TITLE LIENS OUTSTANDING	
Health Services Except Environmental	1,200.00	NET DEBT		Balance January 1, 1988	88,162.54
Welfare-Public Assistance	4,113.92	School		Transfer From Taxes	35,397.80
Hospitals, Clinics, First Aid		Self-liquidating		Redeemed in 1988	9,693.73
Animal, Insect, & Rodent Control		Other		Cancelled, Abated or Adjusted (1988)	
Other Welfare Services		Total		Transfers to Foreclosed Property	
RECREATION and CONSERVATION		ISSUED AND OUTSTANDING		Balance December 31, 1988	113,866.61
Beaches and Boardwalks	27,906.48	School		PROPERTY ACQUIRED BY DEED OR FORECLOSURE	
Parks, Playgrounds, Shode Trees		Self-Liquidating		Balance January 1, 1988	184,465.00
Land Reclamation & Conservation	3,600.00	Other		Transfers From Taxes or Liens	
Other Recreational Services		Total		Sole for Cosh (1988)	96,265.00
EDUCATION (excluding schools)		EQUALIZED VALUATION BASIS		Cancelled, Abated or Adjusted (1988)	
Libraries	31,061.92	FOR NET DEBT COMPUTATION		Balance December 31, 1988	88,200.00
Other Educational Services	20,551.00	REAL PROPERTY VALUATIONS		CURRENT FINANCES DECEMBER 31, 1988	
STATUTORY EXPENDITURES		Code Class # of Parcels % VAL'N ASSESSED VALUATION		ASSETS	
Pensions & F. I. C. A.	126,231.00	1 Vacant Land 293 3.34 3,215,345.00		Cosh Dec. 31, 1988	1,521,909.30
Employee Fringe Benefits	66,250.00	2 Residential 1648 69.95 67,378,226.00		Taxes Receivable	215,768.03
Other Statutory Expenditures	10,000.23	3 Form 26 .65 620,638.00		Tax Title Liens	113,866.61
CETA And Other Public Employment Programs		4a Commercial 130 21.08 20,305,715.00		Foreclosed Property	88,200.00
MUNICIPAL FUNCTIONS	1,703,222.15	4b Industrial 9 3.32 3,195,000.00		Emergencies & Other Deferred Charges	13,604.36
CAPITAL IMPROVEMENTS	93,000.00	4c Apartments 15 1.66 1,602,489.00		State and Federal Aid Receivable	
DEBT SERVICE		Total 2121 96,317,411.00		Other Receivables	10,732.17
Principal Payments	98,700.00	Land Area 3.56 Sq. Miles		Total	1,964,080.47
Interest Payments	64,453.97	Net Valuation Taxable-Municipal		LIABILITIES, RESERVES, AND SURPLUS	
DEFERRED CHARGES	74,658.30	Net Valuation Taxable-County		Cash Liabilities	1,158,362.93
SCHOOL, COUNTY, SPECIAL DISTRICT TAXES	4,110,135.80	State Equalized Valuation		Reserves for Receivables	428,566.81
RESERVE FOR UNCOLLECTED TAXES	252,381.35	State Equalization Ratio		Surplus Dec. 31, 1988	377,150.73
EXPENDITURES	6,308,561.57			Total	1,964,080.47

0406

Population 1980 5,348
 Population 1988 5,721
 S & P Rating
 Moody Rating BAA1

General Tax Rate Per \$100.

5.71

State Equalized Tax Rate

2.44

BERLIN TOWNSHIP - CAMDEN COUNTY

Form of Government:

Small Municipality Plan A (OMCL 50)

Number of Members on Governing Body - 5

PER CAPITA.

Gross Debt 609.54
 Net Debt 565.20
 Debt Service 40.20
 Total Tax Levy 825.39
 Municipal Expenditures 477.82

PER CENT:

Gross Debt 2.44
 Net Debt 2.26
 Tax Levy Collected 96.51
 Tax Levy Cancelled, Abated or Adjusted

EXPENDITURES		REVENUES-REALIZED		1988 PROPERTY TAX	
GENERAL GOVERNMENT				STATE EQUALIZED TAX RATE	
Governing Body & Public Boards		1988 Property Taxes Collected	4,559,127.69	Local District School Taxes .56	982,447.75
Municipal Clerk		1988 Payments in Lieu of Taxes		Regional & Consolidated School Tax .51	839,758.79
Financial Administration	55,201.00	Delinquent Tax & Lien Collections	269,647.43	School Taxes in Municipal Budget	
Assessment of Taxes	40,950.00	Business Personalty Replacement Taxes	14,136.43	County Taxes .92	1,602,865.00
Collection of Taxes	43,430.00	Taxes from Public Utilities	831,904.00	County Library Taxes .02	42,096.00
Planning, Housing & Development	18,571.27	Other Miscellaneous Tax Revenues		Local Municipal Purpose Taxes .41	719,526.19
Human Resources	32,430.26	State Aid Revenues	171,714.85	Veteran & Senior Citizen Taxes	61,200.00
Elections	3,300.00	Federal Aid Revenues		Total Taxes for Rate Computation 2.42	4,297,893.73
General Administration (other)	350,295.65	State and Local Fiscal Assistance Act Utilized		Special District Taxes	125,000.00
JUDICIARY		Sale of Acquired Property	13,500.00	Bank Corp. Taxes	
Municipal Courts	50,144.25	Other Miscellaneous Revenues	336,339.66	Added and Omitted Taxes	360,338.75
PUBLIC SAFETY		Total	6,246,370.11	Total Taxes Levied - ABSTRACT	4,722,032.43
Fire Protection	3,000.00	Prior Years Surplus Appropriated	420,543.12	Total Taxes Billed	4,724,169.75
Police Protection	512,336.12	REVENUES TOTAL	6,666,913.23	1988 TAXES COLLECTED	4,559,127.69
Civil Defense & Disaster Control	3,450.00	Reserve For Uncollected Taxes	286,749.37	1988 Taxes Cancelled, Abated or Adjusted	
Environmental Inspection & Control	60,190.00	CAPITAL OUTLAY TOTAL	590,998.99	Transfer to Tax Title Liens or Foreclosed	9,136.67
Other Public Safety				Balance Outstanding Dec. 31, 1988	155,905.39
PUBLIC WORKS				PRIOR YEARS TAXES OUTSTANDING	
Streets and Drainage	326,635.40	Public Enterprises		Balance January 1, 1988	241,957.93
Sewers and Sewage Processing		Recreation—Culture	72,666.71	Collected in 1988	233,860.10
Garbage and Trash Disposal	298,481.38	Public Works	518,317.19	Cancelled, Abated or Adjusted 1988	
Public Buildings and Grounds	70,700.00	Buildings and Grounds	15.09	Transfers to Tax Title Liens or Foreclosed	2,008.87
Other Public Works		Library and Education		Balance December 31, 1988	6,038.96
HEALTH and WELFARE		Conservation		TAX TITLE LIENS OUTSTANDING	
Health Services Except Environmental	1,060.00	All Other		Balance January 1, 1988	93,672.42
Welfare-Public Assistance	7,100.00	CAPITAL DEBT AUTHORIZED, DECEMBER 31, 1988		Transfer From Taxes	12,243.70
Hospitals, Clinics, First Aid		ISSUED AND UNISSUED		Redeemed in 1988	35,727.33
Animal, Insect, & Radent Control		School	253,668	Cancelled, Abated or Adjusted (1988)	
Other Welfare Services		Self-liquidating		Transfers to Foreclosed Property	
RECREATION and CONSERVATION		Other	3,233,516	Balance December 31, 1988	70,126.79
Beaches and Boardwalks		Total	3,487,184	PROPERTY ACQUIRED BY DEED OR	
Parks, Playgrounds, Shode Trees	18,315.00	ISSUED AND OUTSTANDING		FORECLOSURE	
Land Reclamation & Conservation		School	253,668.35	Balance January 1, 1988	25,130.00
Other Recreational Services	6,465.04	Self-liquidating		Transfers From Taxes or Liens	
EDUCATION (excluding schools)		Other	2,498,876.43	Sole for Cash (1988)	500.00
Libraries	5,256.00	Total	2,752,544.78	Cancelled, Abated or Adjusted (1988)	
Other Educotional Services		EQUALIZED VALUATION BASIS		Balance December 31, 1988	24,680.00
STATUTORY EXPENDITURES		FOR NET DEBT COMPUTATION	142,832,279	CURRENT FINANCES DECEMBER 31, 1988	
Pensions & F. I. C. A.	160,861.24	REAL PROPERTY VALUATIONS		ASSETS	
Employee Fringe Benefits	121,094.00	Code Class # of Parcels % VAL'N		Cash Dec. 31, 1988	839,634.39
Other Statutory Expenditures	2,000.00	1 Vacant Land 447 6.35	4,677,500.00	Taxes Receivable	161,994.35
CETA And Other Public Employment Programs		2 Residential 1524 65.18	47,996,350.00	Tax Title Liens	70,128.79
MUNICIPAL FUNCTIONS TOTAL	2,191,416.61	3 Form 6 .08	62,550.00	Foreclosed Property	24,680.00
CAPITAL IMPROVEMENTS *MEMO*	50,000.00	4a Commercial 153 25.10	18,436,200.00	Emergencies & Other Deferred Charges	41,051.30
DEBT SERVICE		4b Industrial 5 .65	476,400.00	State and Federal Aid Receivable	5,421.75
Principal Payments	106,026.62	4c Apartments 13 2.63	1,940,250.00	Other Receivables	114,365.77
Interest Payments	123,938.00	Total	73,639,250.00	Total	1,257,276.85
DEFERRED CHARGES	25,452.97	Land Area 3.27 Sq. Miles		LIABILITIES, RESERVES, AND SURPLUS	
SCHOOL, COUNTY, SPECIAL DISTRICT TAXES	3,642,167.54	Net Valuation Taxable-Municipal	74,176,938	Cash Liabilities	361,696.21
RESERVE FOR UNCOLLECTED TAXES	286,749.37	Net Valuation Taxable-County	155,334,055	Reserves for Receivables	368,913.91
EXPENDITURES TOTAL	6,375,751.11	State Equalized Valuation	173,197,125	Surplus Dec. 31, 1988	526,561.73
		State Equalization Ratio	42.65	Total	1,257,276.85

Population 1980 12,920
 Population 1988 18,830
 S & P Rating AA
 Moody Rating AA

General Tax Rate Per \$100.

2.27

State Equalized Tax Rate

1.38

BERNARDS TOWNSHIP – SOMERSET CO.**Form of Government:****Township Committee****Number of Members on Governing Body – 5****PER CAPITA:**

Gross Debt 1,534.38
 Net Debt 964.81
 Debt Service 118.01
 Total Tax Levy 1,516.32
 Municipal Expenditures 636.38

PER CENT:

Gross Debt 1.80
 Net Debt 1.13
 Tax Levy Collected 97.74
 Tax Levy Cancelled, Abated or Adjusted .41

EXPENDITURES		REVENUES-REALIZED		1988 PROPERTY TAX	
GENERAL GOVERNMENT				STATE EQUALIZED TAX RATE → .64	
Governing Body & Public Boards		1988 Property Taxes Collected	27,907,883.57	Local District School Taxes	13,114,210.67
Municipal Clerk	205,931.00	1988 Payments in Lieu of Taxes	113,185.00	Regional & Consolidated School Tax	
Financial Administration	97,818.00	Delinquent Tax & Lien Collections	894,100.27	School Taxes in Municipal Budget	
Assessment of Taxes	103,901.24	Business Personalty Replacement Taxes	127,449.88	County Taxes	8,143,527.69
Collection of Taxes	216,050.00	Taxes from Public Utilities	1,269,673.00	County Library Taxes	
Planning, Housing & Development	52,610.37	Other Miscellaneous Tax Revenues		Local Municipal Purpose Taxes	7,040,159.55
Human Resources	5,050.00	State Aid Revenues	185,302.46	Veteran & Senior Citizen Taxes	59,250.00
Elections	1,300,598.94	Federal Aid Revenues		Total Taxes for Rate Computation	28,357,147.91
General Administration (other)		State and Local Fiscal Assistance Act Utilized		Special District Taxes	
JUDICIARY		Sole of Acquired Property		Bank Corp. Taxes	
Municipal Courts	112,710.19	Other Miscellaneous Revenues	2,177,863.90	Added and Omitted Taxes	254,359.28
PUBLIC SAFETY		Total	32,675,458.08	Total Taxes Levied - ABSTRACT	28,552,257.19
Fire Protection	235,918.76	Prior Years Surplus Appropriated	2,821,789.68	Total Taxes Billed	28,552,257.19
Police Protection	1,405,234.03	REVENUES TOTAL	35,497,247.76	1988 TAXES COLLECTED	27,907,883.57
Civil Defense & Disaster Control	5,800.00	Reserve For Uncollected Taxes	1,120,125.86	1988 Taxes Cancelled, Abated or Adjusted	117,780.03
Environmental Inspection & Control	337,909.00	CAPITAL OUTLAY TOTAL	3,563,158.54	Transfer to Tax Title Liens or Foreclosed	3,877.16
Other Public Safety				Balance Outstanding Dec. 31, 1988	522,716.43
PUBLIC WORKS				PRIOR YEARS TAXES OUTSTANDING	
Streets and Drainage	1,323,350.00	Public Enterprises		Balance January 1, 1988	936,405.75
Sewers and Sewage Processing	194,000.00	Recreation—Culture	57,927.83	Collected in 1988	894,100.27
Gorbage and Trash Disposal		Public Works	2,506,466.68	Cancelled, Abated or Adjusted 1988	1,570.29
Public Buildings and Grounds	651,150.00	Buildings and Grounds	950,724.40	Transfers to Tax Title Liens or Foreclosed	
Other Public Works	8,482.00	Library and Education	48,039.57	Balance December 31, 1988	40,735.19
HEALTH and WELFARE		Conservation		TAX TITLE LIENS OUTSTANDING	
Health Services Except Environmental	331,490.00	All Other		Balance January 1, 1988	40,149.60
Welfare-Public Assistance	28,100.00	CAPITAL DEBT AUTHORIZED, DECEMBER 31, 1988		Transfer From Taxes	3,877.16
Hospitals, Clinics, First Aid		ISSUED AND UNISSUED		Redeemed in 1988	
Animal, Insect, & Rodent Control	22,285.00	School	10,650,000.00	Cancelled, Abated or Adjusted (1988)	
Other Welfare Services		Self-liquidating	18,242,449.00	Transfers to Foreclosed Property	
RECREATION and CONSERVATION		Other	18,167,449.00	Balance December 31, 1988	44,026.76
Beaches and Boardwalks		Total	28,892,449.00	PROPERTY ACQUIRED BY DEED OR FORECLOSURE	
Parks, Playgrounds, Shade Trees	36,050.00	ISSUED AND OUTSTANDING		Balance January 1, 1988	89,900.00
Land Reclamation & Conservation	10,000.00	School	10,650,000.00	Transfers From Taxes or Liens	
Other Recreational Services	342,507.00	Self-Liquidating	18,242,449.00	Sole for Cosh (1988)	
EDUCATION (excluding schools)		Other	28,892,449.00	Cancelled, Abated or Adjusted (1988)	
Libraries	596,951.00	Total	28,892,449.00	Balance December 31, 1988	89,900.00
Other Educational Services		EQUALIZED VALUATION BASIS		CURRENT FINANCES DECEMBER 31, 1988	
STATUTORY EXPENDITURES		FOR NET DEBT COMPUTATION	1,606,674,004	ASSETS	
Pensions & F. I. C. A.	543,533.00	REAL PROPERTY VALUATIONS		Cash Dec. 31, 1988	5,918,953.93
Employee Fringe Benefits	310,848.95	Code Class # of Parcels % VAL'N		Taxes Receivable	563,451.62
Other Statutory Expenditures		1 Vacant Land 442 3.56	44,196,360.00	Tax Title Liens	44,026.76
CETA And Other Public Employment Programs		2 Residential 6417 67.94	843,039,100.00	Foreclosed Property	89,900.00
MUNICIPAL FUNCTIONS	8,533,353.53	3 Farm 149 .59	8,534,070.00	Emergencies & Other Deferred Charges	240,000.00
CAPITAL IMPROVEMENTS	775,836.50	4a Commercial 103 27.57	342,104,000.00	State and Federal Aid Receivable	
DEBT SERVICE		4b Industrial 7 .24	3,023,000.00	Other Receivables	108,806.70
Principal Payments	1,175,000.00	4c Apartments		Total	6,965,139.01
Interest Payments	1,047,130.25	Total 7118	1,240,896,530.00	LIABILITIES, RESERVES, AND SURPLUS	
DEFERRED CHARGES	107,000.00	Land Area 24.95 Sq. Miles		Cash Liabilities	1,531,009.44
SCHOOL, COUNTY, SPECIAL DISTRICT TAXES	21,257,738.36	Net Valuation Taxable-Municipal	1,249,264,374	Reserves for Receivables	806,185.08
RESERVE FOR UNCOLLECTED TAXES	1,120,125.86	Net Valuation Taxable-County	1,715,152,635	Surplus Dec. 31, 1988	4,627,944.49
EXPENDITURES TOTAL	33,240,848.00	State Equalized Valuation	2,051,668,569	Total	6,965,139.01
		State Equalization Ratio	60.73		

1803

Population 1980 6,715
 Population 1988 6,466
 S & P Rating
 Moody Rating AA1

General Tax Rate Per \$100. 2.75
 State Equalized Tax Rate 1.13

BERNARDSVILLE BORO. - SOMERSET CO.

Form of Government:

Borough Council

Number of Members on Governing Body - 6

PER CAPITA:

Gross Debt 2,299.99
 Net Debt 1,297.67
 Debt Service
 Total Tax Levy 1,905.51
 Municipal Expenditures 669.88

PER CENT:

Gross Debt 1.84
 Net Debt 1.04
 Tax Levy Collected 97.69
 Tax Levy Cancelled, Abated or Adjusted

EXPENDITURES		REVENUES-REALIZED		1988 PROPERTY TAX	
GENERAL GOVERNMENT				STATE EQUALIZED TAX RATE →	
Governing Body & Public Boards		1988 Property Taxes Collected	12,030,004.71	Local District School Taxes .58	6,021,638.01
Municipal Clerk	15,577.00	1988 Payments in Lieu of Taxes		Regional & Consolidated School Tax	
Financial Administration	114,710.00	Delinquent Tax & Lien Collections	275,485.35	School Taxes in Municipal Budget	
Assessment of Taxes	26,572.00	Business Personalty Replacement Taxes	34,377.08	County Taxes .38	3,873,124.30
Collection of Taxes	61,630.00	Taxes from Public Utilities	578,453.00	County Library Taxes	
Planning, Housing & Development	10,377.64	Other Miscellaneous Tax Revenues		Local Municipal Purpose Taxes .22	2,260,352.73
Human Resources		State Aid Revenues	75,581.44	Veteran & Senior Citizen Taxes	40,850.00
Elections		Federal Aid Revenues		Total Taxes for Rate Computation 1.18	12,195,965.09
General Administration (other)	606,110.00	State and Local Fiscal Assistance Act Utilized	420.00	Special District Taxes	
JUDICIARY		Sale of Acquired Property		Bank Corp. Taxes	24,048.96
Municipal Courts	38,397.00	Other Miscellaneous Revenues	459,597.23	Added and Omitted Taxes	141,892.74
PUBLIC SAFETY		Total	13,503,918.81	Total Taxes Levied - ABSTRACT	12,321,056.79
Fire Protection	37,578.92	Prior Years Surplus Appropriated	910,000.00	Total Taxes Billed	12,315,094.04
Police Protection	723,003.93	REVENUES TOTAL	14,413,918.81	1988 TAXES COLLECTED	12,030,004.71
Civil Defense & Disaster Control	2,695.00	Reserve For Uncollected Taxes	883,978.07	1988 Taxes Cancelled, Abated or Adjusted	
Environmental Inspection & Control	69,432.00	CAPITAL OUTLAY TOTAL	1,635,319.14	Transfer to Tax Title Liens or Foreclosed	5,321.75
Other Public Safety		Public Enterprises		Balance Outstanding Dec. 31, 1988	279,267.58
PUBLIC WORKS		Recreation—Culture	13,613.01	PRIOR YEARS TAXES OUTSTANDING	
Streets and Drainage	454,049.00	Public Works	109,325.99	Balance January 1, 1988	280,773.39
Sewers and Sewage Processing	226,750.00	Buildings and Grounds	1,563,191.60	Collected in 1988	275,485.35
Garbage and Trash Disposal	148,081.00	Library and Education	183.54	Cancelled, Abated or Adjusted 1988	56.49
Public Buildings and Grounds	54,140.00	Conservation		Transfers to Tax Title Liens or Foreclosed	5,228.99
Other Public Works	2,100.00	All Other		Balance December 31, 1988	2.56
HEALTH and WELFARE		CAPITAL DEBT AUTHORIZED, DECEMBER 31, 1988		TAX TITLE LIENS OUTSTANDING	
Health Services Except Environmental	39,769.00	ISSUED AND UNISSUED		Balance January 1, 1988	4,081.31
Welfare-Public Assistance	2,865.00	School	6,469,000	Transfer From Taxes	12,142.79
Hospitals, Clinics, First Aid		Self-liquidating		Redeemed in 1988	
Animal, Insect, & Rodent Control	11,750.00	Other	3,402,750	Cancelled, Abated or Adjusted (1988)	
Other Welfare Services		Total	14,871,750	Transfers to Foreclosed Property	
RECREATION and CONSERVATION		ISSUED AND OUTSTANDING		Balance December 31, 1988	16,224.60
Beaches and Boardwalks		School	5,469,000.00	PROPERTY ACQUIRED BY DEED OR FORECLOSURE	
Parks, Playgrounds, Shade Trees	5,738.00	Self-Liquidating		Balance January 1, 1988	13,100.00
Land Reclamation & Conservation	300.00	Other	2,437,500.00	Transfers From Taxes or Liens	
Other Recreational Services	58,937.40	Total	7,906,500.00	Sale for Cash (1988)	
EDUCATION (excluding schools)		EQUALIZED VALUATION BASIS		Cancelled, Abated or Adjusted (1988)	
Libraries	241,819.00	FOR NET DEBT COMPUTATION	809,821,268	Balance December 31, 1988	13,100.00
Other Educational Services		REAL PROPERTY VALUATIONS		CURRENT FINANCES DECEMBER 31, 1988	
STATUTORY EXPENDITURES		Code Class # of Parcels % VAL'N	ASSESSED VALUATION	ASSETS	
Pensions & F. I. C. A.	231,247.35	1 Vacant Land 201 3.65	15,946,700.00	Cash Dec. 31, 1988	2,422,249.94
Employee Fringe Benefits	111,033.32	2 Residential 2192 83.81	365,969,250.00	Taxes Receivable	279,270.14
Other Statutory Expenditures	12,296.00	3 Farm 51 1.28	5,586,750.00	Tax Title Liens	16,224.60
CETA And Other Public Employment Programs		4a Commercial 134 9.51	41,524,300.00	Foreclosed Property	13,100.00
MUNICIPAL FUNCTIONS		4b Industrial 2 1.18	5,158,800.00	Emergencies & Other Deferred Charges	136,370.72
CAPITAL IMPROVEMENTS *MEMO*	200,000.00	4c Apartments 6 .57	2,493,600.00	State and Federal Aid Receivable	1,636.89
DEBT SERVICE		Total 2586	436,679,400.00	Other Receivables	10,365.79
Principal Payments		Land Area 12.85 Sq. Miles		Total	2,879,268.08
Interest Payments		Net Valuation Taxable-Municipal	442,661,859	LIABILITIES, RESERVES, AND SURPLUS	
DEFERRED CHARGES	84,900.00	Net Valuation Taxable-County	816,165,226	Cash Liabilities	669,242.91
SCHOOL, COUNTY, SPECIAL DISTRICT TAXES	9,894,762.31	State Equalized Valuation	1,024,476,315	Reserves for Receivables	308,594.74
RESERVE FOR UNCOLLECTED TAXES	883,978.07	State Equalization Ratio	42.88	Surplus Dec. 31, 1988	1,901,430.43
EXPENDITURES TOTAL	14,226,198.94			Total	2,879,268.08

1002

Population 1980 3,045
 Population 1988 3,306
 S & P Rating
 Moody Rating

General Tax Rate Per \$100.

3.23

State Equalized Tax Rate

1.73

BETHLEHEM TOWNSHIP - HUNTERDON CO.**Form of Government:****Township Committee****Number of Members on Governing Body - 3****PER CAPITA:**

Gross Debt 611.84

Net Debt

Debt Service

Total Tax Levy 1,220.61

Municipal Expenditures 354.55

PER CENT:

Gross Debt 1.14

Net Debt

Tax Levy Collected 88.30

Tax Levy Cancelled, Abated or Adjusted .53

EXPENDITURES		REVENUES-REALIZED		1988 PROPERTY TAX	
GENERAL GOVERNMENT				STATE EQUALIZED TAX RATE	
Governing Body & Public Boords		1988 Property Taxes Collected	3,572,105.86	Local District School Taxes	.80 1,764,698.00
Municipal Clerk	30,500.00	1988 Payments in Lieu of Taxes		Regional & Consolidated School Tax	.46 1,020,240.08
Financial Administration	18,059.66	Delinquent Tax & Lien Collections	221,638.98	School Taxes in Municipal Budget	
Assessment of Taxes	23,423.77	Business Personolty Replacement Taxes	30,934.00	County Taxes	.38 828,932.73
Collection of Taxes	45,502.07	Taxes from Public Utilities	180,973.00	County Library Taxes	.02 41,451.12
Planning, Housing & Development		Other Miscellaneous Tax Revenues		Local Municipal Purpose Taxes	.06 131,000.00
Humon Resources	850.00	State Aid Revenues	12,702.22	Veteran & Senior Citizen Taxes	
Elections		Federal Aid Revenues		Total Taxes for Rate Computation	1.72 3,807,421.93
General Administration (other)	154,767.85	State and Local Fiscal Assistance Act Utilized		Special District Taxes	
JUDICIARY		Sole of Acquired Property		Bank Corp. Taxes	
Municipal Courts	15,871.58	Other Miscellaneous Revenues	272,731.19	Added and Omitted Taxes	249,012.40
PUBLIC SAFETY		Total	4,291,135.25	Total Taxes Levied - ABSTRACT	4,035,334.33
Fire Protection	41,848.00	Prior Years Surplus Appropriated	517,000.00	Total Taxes Billed	4,045,387.04
Police Protection	17,000.00	REVENUES TOTAL	4,808,135.25	1988 TAXES COLLECTED	3,572,105.86
Civil Defense & Disaster Control	1,000.00	Reserve For Uncollected Taxes	348,100.00	1988 Taxes Cancelled, Abated or Adjusted	21,589.76
Environmental Inspection & Control	1,500.00			Transfer to Tax Title Liens or Foreclosed	6,976.56
Other Public Safety				Balance Outstanding Dec. 31, 1988	444,714.86
PUBLIC WORKS		CAPITAL OUTLAY TOTAL		PRIOR YEARS TAXES OUTSTANDING	
Streets and Drainage	308,841.83	Public Enterprises		Balance January 1, 1988	221,961.56
Sewers and Sewage Processing		Recreation—Culture		Collected in 1988	221,177.70
Gorbage and Trash Disposol	27,500.00	Public Works		Cancelled, Aboted or Adjusted 1988	32.79
Public Buildings and Grounds	78,000.00	Buildings and Grounds		Transfers to Tax Title Liens or Foreclosed	
Other Public Works		Library and Education		Balance December 31, 1988	751.07
HEALTH and WELFARE		Conservation		TAX TITLE LIENS OUTSTANDING	
Health Services Except Environmental	1,960.00	All Other		Balance January 1, 1988	67,258.83
Welfare-Public Assistance	1,000.00			Transfer From Taxes	6,976.56
Hospitals, Clinics, First Aid		CAPITAL DEBT AUTHORIZED, DECEMBER 31, 1988		Redeemed in 1988	461.28
Animal, Insect, & Rodent Control	3,400.00	ISSUED AND UNISSUED		Cancelled, Aboted or Adjusted (1988)	156.44
Other Welfare Services		School	2,022,746	Transfers to Foreclosed Property	
RECREATION and CONSERVATION		Self-liquidoting		Balance December 31, 1988	73,617.67
Beoches and Boardwalks		Other		PROPERTY ACQUIRED BY DEED OR FORECLOSURE	
Parks, Ploygrounds, Shade Trees		Total	2,022,746	Balance January 1, 1988	
Land Reclomotion & Conservation	7,500.00	ISSUED AND OUTSTANDING		Transfers From Taxes or Liens	
Other Recreational Services	9,329.85	School	1,837,796.74	Sole for Cosh (1988)	
EDUCATION (excluding schools)		Self-Liquidoting		Cancelled, Aboted or Adjusted (1988)	
Libraries		Other		Balance December 31, 1988	
Other Educational Services	100.00	Total	1,837,796.74	CURRENT FINANCES DECEMBER 31, 1988	
STATUTORY EXPENDITURES		EQUALIZED VALUATION BASIS		ASSETS	
Pensions & F. I. C. A.	26,000.00	FOR NET DEBT COMPUTATION	177,304,769	Cash Dec. 31, 1988	2,395,640.28
Employee Fringe Benefits	3,500.00	REAL PROPERTY VALUATIONS		Taxes Receivable	445,465.93
Other Statutory Expenditures	3,000.00	Code Class # of Porcels % VAL'N		Tax Title Liens	73,617.67
CETA And Other Public Employment Programs		1 Vacant Land 228 5.56	6,413,050.00	Foreclosed Property	
MUNICIPAL FUNCTIONS TOTAL	820,454.61	2 Residential 870 75.85	87,489,350.00	Emergencies & Other Deferred Charges	2,560.29
CAPITAL IMPROVEMENTS *MEMO*		3 Farm 356 13.20	15,227,014.00	State and Federal Aid Receivable	
DEBT SERVICE		4a Commercial 17 3.19	3,681,100.00	Other Receivables	42,894.42
Principal Payments		4b Industrial 5 2.20	2,538,700.00	Total	2,960,178.59
Interest Payments		4c Apartments		LIABILITIES, RESERVES, AND SURPLUS	
DEFERRED CHARGES	3,578.42	Total	115,349,214.00	Cash Liabilities	1,764,160.57
SCHOOL, COUNTY, SPECIAL DISTRICT TAXES	3,655,321.93	Land Area 20.60 Sq. Miles		Reserves for Receivables	561,978.02
RESERVE FOR UNCOLLECTED TAXES	348,100.00	Net Valuation Taxable-Municipal	115,731,331	Surplus Dec. 31, 1988	634,040.00
EXPENDITURES TOTAL	4,827,454.96	Net Valuation Taxable-Caunty	185,317,401	Total	2,960,178.59
		State Equalized Valuation	219,427,339		
		State Equalization Ratia	52.66		

0302

Population 1980 2,919
 Population 1988 2,763
 S & P Rating
 Moody Rating

General Tax Rate Per \$100. 4.06
 State Equalized Tax Rate 2.60

BEVERLY CITY – BURLINGTON COUNTY
Form of Government:
Special Charter (P.L. 1857 c. 162)
Number of Members on Governing Body – 9

PER CAPITA:
 Gross Debt 54.57
 Net Debt 43.71
 Debt Service 27.54
 Total Tax Levy 593.63
 Municipal Expenditures 382.83

PER CENT:
 Gross Debt .28
 Net Debt .22
 Tax Levy Collected 88.49
 Tax Levy Cancelled, Abated or Adjusted

EXPENDITURES		REVENUES-REALIZED		1988 PROPERTY TAX	
GENERAL GOVERNMENT				STATE EQUALIZED TAX RATE	
Governing Body & Public Boards		1988 Property Taxes Collected	1,460,469.74	Local District School Taxes	1.37
Municipal Clerk		1988 Payments in Lieu of Taxes	8,892.27	Regional & Consolidated School Tax	
Financial Administration	14,150.00	Delinquent Tax & Lien Collections	167,317.17	School Taxes in Municipal Budget	
Assessment of Taxes	4,400.00	Business Personalty Replacement Taxes	23,660.37	County Taxes	.53
Collection of Taxes	8,325.00	Taxes from Public Utilities	157,117.00	County Library Taxes	.03
Planning, Housing & Development	2,775.00	Other Miscellaneous Tax Revenues		Local Municipal Purpose Taxes	.66
Human Resources	23,875.00	State Aid Revenues	96,527.46	Veteran & Senior Citizen Taxes	
Elections		Federal Aid Revenues		Total Taxes for Rate Computation	2.59
General Administration (other)	106,528.44	State and Local Fiscal Assistance Act Utilized		Special District Taxes	
JUDICIARY		Sale of Acquired Property		Bank Corp. Taxes	
Municipal Courts	18,604.59	Other Miscellaneous Revenues	167,721.66	Added and Omitted Taxes	
PUBLIC SAFETY		Total	2,031,705.67	Total Taxes Levied - ABSTRACT	
Fire Protection		Prior Years Surplus Appropriated	133,982.00	Total Taxes Billed	1,650,350.63
Police Protection	231,752.91	REVENUES	2,215,687.57	1988 TAXES COLLECTED	1,460,469.74
Civil Defense & Disaster Control		Reserve For Uncollected Taxes	215,774.54	1988 Taxes Cancelled, Abated or Adjusted	
Environmental Inspection & Control	9,400.00	CAPITAL OUTLAY	178,534.50	Transfer to Tax Title Liens or Foreclosed	
Other Public Safety		TOTAL		Balance Outstanding Dec. 31, 1988	179,200.20
PUBLIC WORKS				PRIOR YEARS TAXES OUTSTANDING	
Streets and Drainage	90,322.13	Public Enterprises		Balance January 1, 1988	168,176.05
Sewers and Sewage Processing		Recreation—Culture		Collected in 1988	159,210.38
Garbage and Trash Disposal	121,147.85	Public Works	171,434.50	Cancelled, Abated or Adjusted 1988	1,229.70
Public Buildings and Grounds	22,030.00	Buildings and Grounds	7,100.00	Transfers to Tax Title Liens or Foreclosed	1,127.72
Other Public Works		Library and Education		Balance December 31, 1988	6,608.25
HEALTH and WELFARE		Conservation		TAX TITLE LIENS OUTSTANDING	
Health Services Except Environmental	3,100.00	All Other		Balance January 1, 1988	56,025.43
Welfare-Public Assistance	5,430.00	CAPITAL DEBT AUTHORIZED, DECEMBER 31, 1988		Transfer From Taxes	11,303.41
Hospitals, Clinics, First Aid		ISSUED AND UNISSUED		Redeemed in 1988	3,106.79
Animal, Insect, & Rodent Control	100.00	School	30,000	Cancelled, Abated or Adjusted (1988)	366.84
Other Welfare Services		Self-liquidating		Transfers to Foreclosed Property	
RECREATION and CONSERVATION		Other	120,782	Balance December 31, 1988	58,360.21
Beaches and Boardwalks		Total	150,782	PROPERTY ACQUIRED BY DEED OR	
Parks, Playgrounds, Shade Trees	1,600.00	ISSUED AND OUTSTANDING		FORECLOSURE	
Land Reclamation & Conservation		School	30,000.00	Balance January 1, 1988	39,350.00
Other Recreational Services	2,750.00	Self-Liquidating		Transfers From Taxes or Liens	
EDUCATION (excluding schools)		Other	56,600.00	Sale for Cash (1988)	
Libraries	2,000.00	Total	36,600.00	Cancelled, Abated or Adjusted (1988)	
Other Educational Services		EQUALIZED VALUATION BASIS		Balance December 31, 1988	39,350.00
STATUTORY EXPENDITURES		FOR NET DEBT COMPUTATION	54,338,452	CURRENT FINANCES DECEMBER 31, 1988	
Pensions & F. I. C. A.	39,226.36	REAL PROPERTY VALUATIONS		ASSETS	
Employee Fringe Benefits	29,030.00	Code Class # of Parcels % VAL'N	ASSESSED VALUATION	Cash Dec. 31, 1988	395,101.60
Other Statutory Expenditures	4,000.00	1 Vacant Land 63 1.07	416,150.00	Taxes Receivable	185,308.45
CETA And Other Public Employment Programs		2 Residential 832 85.37	33,340,665.00	Tax Title Liens	53,360.21
MUNICIPAL FUNCTIONS	740,547.28	3 Farm		Foreclosed Property	39,350.00
CAPITAL IMPROVEMENTS *MEMO*		4a Commercial 51 7.28	2,326,500.00	Emergencies & Other Deferred Charges	33,917.93
DEBT SERVICE		4b Industrial 15 4.31	1,867,100.00	State and Federal Aid Receivable	5,239.44
Principal Payments	65,200.00	4c Apartments 5 .97	376,300.00	Other Receivables	98,468.05
Interest Payments	10,334.40	Total	38,826,715.00	Total	817,245.73
TYPE I SCHL DEBT *MEMO	34,672.50	Land Area .54 Sq. Miles		LIABILITIES, RESERVES, AND SURPLUS	
DEFERRED CHARGES	25,342.14	Net Valuation Taxable-Municipal	33,981,226	Cash Liabilities	75,321.82
SCHOOL, COUNTY, SPECIAL DISTRICT TAXES	1,245,939.45	Net Valuation Taxable-County	55,032,349	Reserves for Receivables	332,936.71
RESERVE FOR UNCOLLECTED TAXES	215,774.54	State Equalized Valuation	50,764,431	Surplus Dec. 31, 1988	358,437.20
EXPENDITURES	2,303,737.81	State Equalization Ratio	64.06	Total	817,245.73

2104

Population 1980 4,360
 Population 1988 5,342
 S & P Rating
 Moody Rating

General Tax Rate Per \$100. 1.16
 State Equalized Tax Rate .82

BLAIRSTOWN TOWNSHIP - WARREN CO.
Form of Government:
Township Committee
Number of Members on Governing Body - 5

PER CAPITA:
 Grass Debt 773.34
 Net Debt 233.99
 Debt Service
 Total Tax Levy 587.01
 Municipal Expenditures 943.29

PER CENT:
 Grass Debt 1.39
 Net Debt .42
 Tax Levy Collected 94.72
 Tax Levy Cancelled, Abated or Adjusted .06

EXPENDITURES		REVENUES-REALIZED		1988 PROPERTY TAX	
GENERAL GOVERNMENT				STATE EQUALIZED TAX RATE	
Governing Body & Public Boards		1988 Property Taxes Collected	2,962,021.49	Local District School Taxes	.07 262,798.00
Municipal Clerk		1988 Payments in Lieu of Taxes		Regional & Consolidated School Tax	.05 182,752.15
Financial Administration	53,679.00	Delinquent Tax & Lien Collections	149,876.33	School Taxes in Municipal Budget	
Assessment of Taxes	36,490.00	Business Personalty Replacement Taxes	31,835.08	County Taxes	.64 2,390,079.43
Collection of Taxes	20,154.00	Taxes from Public Utilities	2,896,424.00	County Library Taxes	.02 90,544.93
Planning, Housing & Development	72,425.00	Other Miscellaneous Tax Revenues		Local Municipal Purpose Taxes	.04 132,500.00
Human Resources		State Aid Revenues		Veteran & Senior Citizen Taxes	
Elections		Federal Aid Revenues		Total Taxes for Rate Computation	.82 3,104,174.51
General Administration (other)	262,636.25	State and Local Fiscal Assistance Act Utilized		Special District Taxes	
JUDICIARY		Sale of Acquired Property		Bank Corp. Taxes	26,399.84
Municipal Courts	25,705.00	Other Miscellaneous Revenues	648,392.00	Added and Omitted Taxes	50,755.34
PUBLIC SAFETY		Total	6,688,548.90	Total Taxes Levied - ABSTRACT	3,135,829.69
Fire Protection	45,995.00	Prior Years Surplus Appropriated	1,284,429.83	Total Taxes Billed	3,126,998.09
Police Protection	372,455.00	REVENUES TOTAL	7,972,978.73	1988 TAXES COLLECTED	2,962,021.49
Civil Defense & Disaster Control	1,646.00	Reserve For Uncollected Taxes	222,500.00	1988 Taxes Cancelled, Abated or Adjusted	1,779.54
Environmental Inspection & Control	47,260.00			Transfer to Tax Title Liens or Foreclosed	358.44
Other Public Safety		CAPITAL OUTLAY TOTAL	486,082.97	Balance Outstanding Dec. 31, 1988	162,838.62
PUBLIC WORKS				PRIOR YEARS TAXES OUTSTANDING	
Streets and Drainage	410,334.91	Public Enterprises		Balance January 1, 1988	148,916.86
Sewers and Sewage Processing	9,400.00	Recreation—Culture		Collected in 1988	144,758.99
Garbage and Trash Disposal	28,800.00	Public Works	312,623.95	Cancelled, Abated or Adjusted 1988	2,544.39
Public Buildings and Grounds	73,821.74	Buildings and Grounds	173,459.02	Transfers to Tax Title Liens or Foreclosed	581.30
Other Public Works		Library and Education		Balance December 31, 1988	1,032.18
HEALTH and WELFARE		Conservation		TAX TITLE LIENS OUTSTANDING	
Health Services Except Environmental	4,650.00	All Other		Balance January 1, 1988	4,237.22
Welfare-Public Assistance	2,253.00			Transfer From Taxes	2,721.30
Hospitals, Clinics, First Aid		CAPITAL DEBT AUTHORIZED, DECEMBER 31, 1988		Redeemed in 1988	5,117.34
Animal, Insect, & Radent Control		ISSUED AND UNISSUED		Cancelled, Abated or Adjusted (1988)	504.93
Other Welfare Services		School	2,381,184	Transfers to Foreclosed Property	
RECREATION and CONSERVATION		Self-liquidating		Balance December 31, 1988	1,336.25
Beaches and Boardwalks		Other	1,250,000	PROPERTY ACQUIRED BY DEED OR FORECLOSURE	
Parks, Playgrounds, Shade Trees		Total	4,131,134	Balance January 1, 1988	
Land Reclamation & Conservation	1,000.00			Transfers From Taxes or Liens	
Other Recreational Services	63,320.49	ISSUED AND OUTSTANDING		Sale for Cash (1988)	
EDUCATION (excluding schools)		School	2,881,184.60	Cancelled, Abated or Adjusted (1988)	
Libraries	10,000.00	Self-Liquidating		Balance December 31, 1988	
Other Educational Services	1,271,000.00	Other	1,250,000.00	CURRENT FINANCES DECEMBER 31, 1988	
STATUTORY EXPENDITURES		Total	4,131,184.60	ASSETS	
Pensions & F. I. C. A.	90,799.61	EQUALIZED VALUATION BASIS		Cash Dec. 31, 1988	6,972,443.34
Employee Fringe Benefits	48,500.00	FOR NET DEBT COMPUTATION	296,967,955	Taxes Receivable	163,870.80
Other Statutory Expenditures	4,000.00	REAL PROPERTY VALUATIONS		Tax Title Liens	1,336.25
CETA And Other Public Employment Programs		Code Class # of Parcels % VAL'N	ASSESSED VALUATION	Foreclosed Property	
MUNICIPAL FUNCTIONS		1 Vacant Land 508 8.04	21,217,000.00	Emergencies & Other Deferred Charges	
CAPITAL IMPROVEMENTS *MEMO*		2 Residential 1527 75.74	199,986,675.00	State and Federal Aid Receivable	
DEBT SERVICE		3 Farm 298 6.98	18,448,298.00	Other Receivables	61,496.96
Principal Payments		4a Commercial 92 7.14	18,847,150.00	Total	7,199,147.35
Interest Payments		4b Industrial 15 2.10	5,536,500.00	LIABILITIES, RESERVES, AND SURPLUS	
DEFERRED CHARGES		4c Apartments		Cash Liabilities	3,084,423.84
SCHOOL, COUNTY, SPECIAL DISTRICT TAXES	1,850,157.00	Total	2440 264,035,623.00	Reserves for Receivables	192,579.01
RESERVE FOR UNCOLLECTED TAXES	2,926,174.51	Land Area 30.90 Sq. Miles		Surplus Dec. 31, 1988	3,922,144.50
EXPENDITURES TOTAL	7,965,206.51	Net Valuation Taxable-Municipal	265,193,344	Total	7,199,147.35
		Net Valuation Taxable-County	312,901,099		
		State Equalized Valuation	373,143,665		
		State Equalization Ratio	70.98		

0702
Population 1980 47,792
Population 1988 47,314
S & P Rating AA
Moody Rating AA

General Tax Rate Per \$100. 11.96
State Equalized Tax Rate 2.38

BLOOMFIELD TOWNSHIP - ESSEX COUNTY

Form of Government:

Special Charter (P.L. 1955 c. 201)

Number of Members on Governing Body - 7

PER CAPITA:		PER CENT:	
Gross Debt	263.11	Gross Debt	.67
Net Debt	140.93	Net Debt	.36
Debt Service	19.16	Tax Levy Collected	98.05
Total Tax Levy	1,110.47	Tax Levy Cancelled, Abated or Adjusted	.01
Municipal Expenditures	555.03		

EXPENDITURES		REVENUES-REALIZED		1988 PROPERTY TAX	
GENERAL GOVERNMENT				STATE EQUALIZED TAX RATE	
Governing Body & Public Boards	64,710.00	1988 Property Taxes Collected	51,778,011.50	Local District School Taxes	.91 20,092,016.50
Municipal Clerk	112,465.00	1988 Payments in Lieu of Taxes	93,144.42	Regional & Consolidated School Tax	
Financial Administration	287,235.00	Delinquent Tax & Lien Collections	687,627.50	School Taxes in Municipal Budget	44,865.50
Assessment of Taxes	88,025.00	Business Personalty Replacement Taxes	1,039,063.12	County Taxes	.08 14,752,063.32
Collection of Taxes		Taxes from Public Utilities	2,379,861.00	County Library Taxes	
Planning, Housing & Development	100,535.00	Other Miscellaneous Tax Revenues		Local Municipal Purpose Taxes	.78 17,136,254.41
Human Resources	260,459.07	State Aid Revenues	2,933,127.86	Veteran & Senior Citizen Taxes	462,050.00
Elections		Federal Aid Revenues		Total Taxes for Rate Computation	2.37 52,743,249.73
General Administration (other)	914,065.00	State and Local Fiscal Assistance Act Utilized	13,206.00	Special District Taxes	
JUDICIARY		Sale of Acquired Property		Bank Corp. Taxes	100,924.41
Municipal Courts	170,125.83	Other Miscellaneous Revenues		Added and Omitted Taxes	158,636.46
PUBLIC SAFETY		Total	60,651,334.69	Total Taxes Levied - ABSTRACT	52,540,810.60
Fire Protection	3,786,548.80	Prior Years Surplus Appropriated	640,000.00	Total Taxes Billed	52,486,946.76
Police Protection	4,913,740.97	REVENUES TOTAL	61,291,334.69	1988 TAXES COLLECTED	51,778,011.56
Civil Defense & Disaster Control	14,125.00	Reserve For Uncollected Taxes	1,635,567.56	1988 Taxes Cancelled, Abated or Adjusted	4,577.82
Environmental Inspection & Control	262,275.00			Transfer to Tax Title Liens or Foreclosed	22,963.20
Other Public Safety		CAPITAL OUTLAY TOTAL	2,566,117.03	Balance Outstanding Dec. 31, 1988	681,394.13
PUBLIC WORKS				PRIOR YEARS TAXES OUTSTANDING	
Streets and Drainage	903,225.00	Public Enterprises	1,383,821.11	Balance January 1, 1988	696,270.42
Sewers and Sewage Processing	1,130,470.00	Recreation—Culture	154,421.89	Collected in 1988	684,964.76
Garbage and Trash Disposal	3,372,500.00	Public Works	620,092.94	Cancelled, Abated or Adjusted 1988	
Public Buildings and Grounds	458,525.00	Buildings and Grounds	407,781.14	Transfers to Tax Title Liens or Foreclosed	11,305.66
Other Public Works	90,000.00	Library and Education		Balance December 31, 1988	
HEALTH and WELFARE		Conservation		TAX TITLE LIENS OUTSTANDING	
Health Services Except Environmental	630,049.00	All Other		Balance January 1, 1988	25,118.67
Welfare-Public Assistance	189,300.00			Transfer From Taxes	36,266.74
Hospitals, Clinics, First Aid	11,100.00	CAPITAL DEBT AUTHORIZED, DECEMBER 31, 1988		Redeemed in 1988	2,662.74
Animal, Insect, & Rodent Control	49,150.00	ISSUED AND UNISSUED		Cancelled, Abated or Adjusted (1988)	
Other Welfare Services		SCHOOL GROSS DEBT	1,954,000	Transfers to Foreclosed Property	
RECREATION and CONSERVATION		School Self-liquidating	3,824,320	Balance December 31, 1988	53,722.67
Beaches and Boardwalks		Other	6,670,330	PROPERTY ACQUIRED BY DEED OR FORECLOSURE	
Parks, Playgrounds, Shade Trees	207,350.00	Total	12,448,650	Balance January 1, 1988	393,960.00
Land Reclamation & Conservation		ISSUED AND OUTSTANDING		Transfers From Taxes or Liens	
Other Recreational Services	423,275.00	School	1,954,000.00	Sale for Cash (1988)	3,836.00
EDUCATION (excluding schools)		Self-Liquidating	1,640,000.00	Cancelled, Abated or Adjusted (1988)	31,524.00
Libraries	702,500.00	Other	5,466,000.00	Balance December 31, 1988	358,600.00
Other Educational Services	3,900.00	Total	9,060,000.00	CURRENT FINANCES DECEMBER 31, 1988	
STATUTORY EXPENDITURES		EQUALIZED VALUATION BASIS		ASSETS	
Pensions & F. I. C. A.	2,338,300.00	FOR NET DEBT COMPUTATION	1,863,937.133	Cash Dec. 31, 1988	3,601,757.63
Employee Fringe Benefits	1,486,100.00	REAL PROPERTY VALUATIONS		Taxes Receivable	631,394.18
Other Statutory Expenditures	1,000.00	Code Class # of Parcels % VAL'N		Tax Title Liens	58,722.67
CETA And Other Public Employment Programs		1 Vacant Land 284 .56	2,445,600.00	Foreclosed Property	358,600.00
MUNICIPAL FUNCTIONS TOTAL	22,976,103.72	2 Residential 10783 69.49	301,952,200.00	Emergencies & Other Deferred Charges	50,000.00
CAPITAL IMPROVEMENTS *MEMO*	50,000.00	3 Farm		State and Federal Aid Receivable	
DEBT SERVICE		4a Commercial 737 17.49	75,937,000.00	Other Receivables	231,017.17
Principal Payments	558,000.00	4b Industrial 77 5.62	24,432,800.00	Total	4,981,491.70
Interest Payments	348,532.90	4c Apartments 108 6.84	29,707,500.00	LIABILITIES, RESERVES, AND SURPLUS	
TYPE I SCHL DEBT *MEMO	59,232.50	Total	434,525,100.00	Cash Liabilities	1,613,411.43
DEFERRED CHARGES	742,650.00	Land Area 5.40 Sq. Miles		Reserves for Receivables	1,329,734.02
SCHOOL, COUNTY, SPECIAL DISTRICT TAXES	35,094,945.32	Net Valuation Taxable-Municipal	437,483,900	Surplus Dec. 31, 1988	2,038,346.25
RESERVE FOR UNCOLLECTED TAXES	1,635,567.56	Net Valuation Taxable-County	1,952,092,029	Total	4,981,491.70
EXPENDITURES TOTAL	61,355,799.50	State Equalized Valuation	2,187,647,225		
		State Equalization Ratio	19.89		

General Tax Rate Per \$100.	7.75
State Equalized Tax Rate	2.10

Number of Members on Governing Body – 6

PER CAPITA:		PER CENT:	
Gross Debt	595.77	Gross Debt	1.45
Net Debt	406.64	Net Debt	.99
Debt Service	38.82	Tax Levy Collected	97.05
Total Tax Levy	1,057.14	Tax Levy Cancelled, Abated or Adjusted	.50
Municipal Expenditures	427.48		

1987/3000 ▽ 116

1003

Population 1980 864
 Population 1988 777
 S & P Rating
 Moody Rating

General Tax Rate Per \$100. 3.78
 State Equalized Tax Rate 1.85

BLOOMSBURY BOROUGH - HUNTERDON CO.

Form of Government:

Borough Council

Number of Members on Governing Body - 6

PER CAPITA:

Gross Debt 574.84
 Net Debt 493.37
 Debt Service 29.99
 Total Tax Levy 1,121.32
 Municipal Expenditures 476.99

PER CENT:

Gross Debt 1.20
 Net Debt 1.03
 Tax Levy Collected 97.30
 Tax Levy Cancelled, Abated or Adjusted .05

EXPENDITURES		REVENUES-REALIZED		1988 PROPERTY TAX	
GENERAL GOVERNMENT		1988 Property Taxes Collected		STATE EQUALIZED TAX RATE	
Governing Body & Public Boards		1988 Payments in Lieu of Taxes	838,201.03	Local District School Taxes	1.10 508,544.00
Municipal Clerk		Delinquent Tax & Lien Collections	30,577.50	Regional & Consolidated School Tax	
Financial Administration	10,534.00	Business Personalty Replacement Taxes	13,543.96	School Taxes in Municipal Budget	
Assessment of Taxes	3,920.00	Taxes from Public Utilities	29,314.00	County Taxes	.36 167,239.58
Collection of Taxes	4,821.00	Other Miscellaneous Tax Revenues		County Library Taxes	.02 8,363.31
Planning, Housing & Development	4,500.00	State Aid Revenues	6,772.34	Local Municipal Purpose Taxes	.37 172,007.00
Human Resources		Federal Aid Revenues		Veteran & Senior Citizen Taxes	
Elections	210.00	State and Local Fiscal Assistance Acr Utilized		Total Taxes for Rate Computation	1.85 865,853.39
General Administration (other)	51,430.00	Sale of Acquired Property		Special District Taxes	
JUDICIARY		Other Miscellaneous Revenues	102,172.57	Bank Corp. Taxes	10,720.77
Municipal Courts	12,040.00	Prior Years Surplus Appropriated	90,000.00	Added and Omitted Taxes	4,391.75
PUBLIC SAFETY		REVENUES TOTAL	1,110,531.50	Total Taxes Levied - ABSTRACT	871,266.41
Fire Protection	20,800.00	Reserve For Uncollected Taxes	41,712.00	Total Taxes Billed	861,424.50
Police Protection	34,255.00	CAPITAL OUTLAY TOTAL	106,880.53	1988 TAXES COLLECTED	838,201.03
Civil Defense & Disaster Control		Public Enterprises		1988 Taxes Cancelled, Abated or Adjusted	462.42
Environmental Inspection & Control		Recreation—Culture		Transfer to Tax Title Liens ar Foreclosed	143.64
Other Public Safety		Public Works	25,759.00	Balance Outstanding Dec. 31, 1988	22,017.41
PUBLIC WORKS		Buildings and Grounds	30,121.50	PRIOR YEARS TAXES OUTSTANDING	
Streets and Drainage	23,960.00	Library and Education		Balance January 1, 1988	30,577.60
Sewers and Sewage Processing		Conservation		Collected in 1988	30,577.60
Garbage and Trash Disposal	100,000.00	All Other		Cancelled, Abated or Adjusted 1988	
Public Buildings and Grounds	13,140.00	CAPITAL DEBT AUTHORIZED, DECEMBER 31, 1988		Transfers to Tax Title Liens ar Foreclosed	
Other Public Works		ISSUED AND UNISSUED		Balance December 31, 1988	
HEALTH and WELFARE		School		TAX TITLE LIENS OUTSTANDING	
Health Services Except Environmental	500.00	Self-liquidating	30,500	Balance January 1, 1988	244.41
Welfare-Public Assistance	3,000.00	Other	416,150	Transfer From Taxes	143.04
Hospitals, Clinics, First Aid		Total	446,650	Redeemed in 1988	
Animal, Insect, & Rodent Control	200.00	ISSUED AND OUTSTANDING		Cancelled, Abated or Adjusted (1988)	
Other Welfare Services		School		Transfers to Foreclosed Property	
RECREATION and CONSERVATION		Self-liquidating	500.00	Balance December 31, 1988	1,088.05
Beaches and Boardwalks		Other	403,225.00	PROPERTY ACQUIRED BY DEED OR	
Parks, Playgrounds, Shade Trees		Total	403,725.00	FORECLOSURE	
Land Reclamation & Conservation	3,772.00	EQUALIZED VALUATION BASIS		Balance January 1, 1988	1,100.00
Other Recreational Services	405.00	FOR NET DEBT COMPUTATION	37,073,350	Transfers From Taxes or Liens	
EDUCATION (excluding schools)		REAL PROPERTY VALUATIONS		Sale for Cash (1988)	
Libraries		Code Class # of Parcels % VAL'N		Cancelled Abated or Adjusted (1988)	
Other Educational Services		1 Vacant Land 76 2.98		Balance December 31, 1988	1,100.00
STATUTORY EXPENDITURES		2 Residential 268 71.06		CURRENT FINANCES DECEMBER 31, 1988	
Pensions & F. I. C. A.	7,340.00	3 Farm 14 1.82		ASSETS	
Employee Fringe Benefits		4a Commercial 15 14.99		Cash Dec. 31, 1988	563,972.59
Other Statutory Expenditures	254.00	4b Industrial 5 7.94		Taxes Receivable	22,517.41
CETA And Other Public Employment Programs		4c Apartments 2 1.21		Tax Title Liens	1,088.05
MUNICIPAL FUNCTIONS TOTAL	300,051.00	Total 380		Foreclosed Property	1,100.00
CAPITAL IMPROVEMENTS *MEMO*	5,000.00			Emergencies & Other Deferred Charges	3,910.78
DEBT SERVICE				State and Federal Aid Receivable	315.88
Principal Payments	6,100.00			Other Receivables	9,929.43
Interest Payments	17,234.76			Total	607,934.14
DEFERRED CHARGES	5,553.67			LIABILITIES, RESERVES, AND SURPLUS	
SCHOOL, COUNTY, SPECIAL DISTRICT TAXES	684,146.89			Cash Liabilities	445,300.76
RESERVE FOR UNCOLLECTED TAXES	41,712.00			Reserves for Receivables	34,734.89
EXPENDITURES TOTAL	1,054,768.32			Surplus Dec. 31, 1988	127,892.49
				Total	607,934.14

0204

Population 1980 8,344
 Population 1988 7,781
 S & P Rating
 Moody Rating A

General Tax Rate Per \$100. 2.48
 State Equalized Tax Rate 2.01

BOGOTA BOROUGH – BERGEN COUNTY

Form of Government:

Borough Council

Number of Members on Governing Body – 6

PER CAPITA:		PER CENT:	
Gross Debt	255.28	Gross Debt	.58
Net Debt	235.27	Net Debt	.53
Debt Service	16.34	Tax Levy Collected	98.64
Total Tax Levy	1,041.01	Tax Levy Cancelled, Abated or Adjusted	.06
Municipal Expenditures	506.47		

EXPENDITURES		REVENUES-REALIZED		1988 PROPERTY TAX	
GENERAL GOVERNMENT				STATE EQUALIZED TAX RATE	
Governing Body & Public Boards	125.00			Local District School Taxes	1.17
Municipal Clerk				Regional & Consolidated School Tax	
Financial Administration	34,350.00			School Taxes in Municipal Budget	
Assessment of Taxes	16,200.00			County Taxes	.23
Collection of Taxes	23,400.00			County Library Taxes	
Planning, Housing & Development	19,300.00			Local Municipal Purpose Taxes	.61
Human Resources	61,757.00			Veteran & Senior Citizen Taxes	
Elections	2,700.00			Total Taxes for Rate Computation	2.01
General Administration (other)	560,232.00			Special District Taxes	
JUDICIARY				Bank Corp. Taxes	
Municipal Courts	48,400.00			Added and Omitted Taxes	5,460.00
PUBLIC SAFETY				Total Taxes Levied - ABSTRACT	8,100,100.17
Fire Protection	111,001.00			Total Taxes Billed	8,132,458.00
Police Protection	865,247.00			1988 TAXES COLLECTED	8,021,538.00
Civil Defense & Disaster Control	1,800.00			1988 Taxes Cancelled, Abated or Adjusted	5,086.00
Environmental Inspection & Control	48,000.00			Transfer to Tax Title Liens or Foreclosed Balance Outstanding Dec. 31, 1988	105,834.00
Other Public Safety				PRIOR YEARS TAXES OUTSTANDING	
PUBLIC WORKS				Balance January 1, 1988	98,885.00
Streets and Drainage	253,550.00			Collected in 1988	98,885.00
Sewers and Sewage Processing	224,546.00			Cancelled, Abated or Adjusted 1988	
Garbage and Trash Disposal	600,062.00			Transfers to Tax Title Liens or Foreclosed Balance December 31, 1988	
Public Buildings and Grounds	21,100.00			TAX TITLE LIENS OUTSTANDING	
Other Public Works	20,000.00			Balance January 1, 1988	
HEALTH and WELFARE				Transfer From Taxes Redeemed in 1988	
Health Services Except Environmental	13,850.00			Cancelled, Abated or Adjusted (1988)	
Welfare-Public Assistance	11,725.00			Transfers to Foreclosed Property Balance December 31, 1988	
Hospitals, Clinics, First Aid				PROPERTY ACQUIRED BY DEED OR FORECLOSURE	
Animal, Insect, & Rodent Control				Balance January 1, 1988	136,680.00
Other Welfare Services				Transfers From Taxes or Liens Sale for Cash (1988)	
RECREATION and CONSERVATION				Cancelled, Abated or Adjusted (1988)	
Beaches and Boardwalks				Balance December 31, 1988	136,680.00
Parks, Playgrounds, Shade Trees	24,350.00			CURRENT FINANCES DECEMBER 31, 1988	
Land Reclamation & Conservation				ASSETS	
Other Recreational Services	40,400.00			Cash Dec. 31, 1988	704,471.00
EDUCATION (excluding schools)				Taxes Receivable	105,834.00
Libraries	119,068.00			Tax Title Liens	
Other Educational Services	100.00			Foreclosed Property	136,680.00
STATUTORY EXPENDITURES				Emergencies & Other Deferred Charges	109,173.00
Pensions & F. I. C. A.	242,910.00			State and Federal Aid Receivable	26,400.00
Employee Fringe Benefits	136,960.00			Other Receivables	33,918.00
Other Statutory Expenditures	1.00			Total	1,116,476.00
CETA And Other Public Employment Programs				LIABILITIES, RESERVES, AND SURPLUS	
MUNICIPAL FUNCTIONS TOTAL	3,506,134.00			Cash Liabilities	272,507.00
CAPITAL IMPROVEMENTS *MEMO*				Reserves for Receivables	276,432.00
DEBT SERVICE				Surplus Dec. 31, 1988	567,537.00
Principal Payments	98,765.00			Total	1,116,476.00
Interest Payments	28,401.00				
DEFERRED CHARGES	90,401.00				
SCHOOL, COUNTY, SPECIAL DISTRICT TAXES	5,636,879.17				
RESERVE FOR UNCOLLECTED TAXES	217,114.00				
EXPENDITURES TOTAL	9,577,744.17				

1401
 Population 1980 8,620
 Population 1988 8,245
 S & P Rating A+
 Moody Rating A

General Tax Rate Per \$100. 4.09
 State Equalized Tax Rate 1.88

BOONTON TOWN - MORRIS COUNTY
Form of Government:
Town Council
Number of Members on Governing Body - 9

PER CAPITA:
 Gross Debt 1,124.91
 Net Debt 127.35
 Debt Service 18.11
 Total Tax Levy 1,129.85
 Municipal Expenditures 514.30

PER CENT
 Gross Debt 2.29
 Net Debt .26
 Tax Levy Collected 97.37
 Tax Levy Cancelled, Abated or Adjusted

EXPENDITURES		REVENUES-REALIZED		1988 PROPERTY TAX	
GENERAL GOVERNMENT				STATE EQUALIZED TAX RATE 1.14	
Governing Body & Public Boards		1988 Property Taxes Collected 9,105,137.72		Local District School Taxes	5,611,972.50
Municipal Clerk		1988 Payments in Lieu of Taxes 3,052.97		Regional & Consolidated School Tax	
Financial Administration	33,134.53	Delinquent Tax & Lien Collections 126,502.54		School Taxes in Municipal Budget	
Assessment of Taxes	17,651.78	Business Personality Replacement Taxes 324,739.44		County Taxes	1,231,301.27
Collection of Taxes	33,994.00	Taxes from Public Utilities 463,299.00		County Library Taxes	29,008.40
Planning, Housing & Development	54,400.00	Other Miscellaneous Tax Revenues		Local Municipal Purpose Taxes	2,396,559.53
Human Resources	5,775.56	State Aid Revenues 37,049.52		Veteran & Senior Citizen Taxes	83,800.00
Elections		Federal Aid Revenues		Total Taxes for Rate Computation	9,352,641.75
General Administration (other)	337,134.99	State and Local Fiscal Assistance Acr Utilized 1,069.00		Special District Taxes	
JUDICIARY		State and Local Fiscal Assistance Acr Utilized 1,069.00		Bank Corp. Taxes	27,586.23
Municipal Courts	60,923.01	Sale of Acquired Property		Added and Omitted Taxes	19,150.09
PUBLIC SAFETY		Other Miscellaneous Revenues		Total Taxes Levied - ABSTRACT	9,315,578.07
Fire Protection	69,006.92	Prior Years Surplus Appropriated 660,000.00		Total Taxes Billed	9,303,551.12
Police Protection	881,026.27	REVENUES TOTAL 11,172,560.23		1988 TAXES COLLECTED	9,105,137.72
Civil Defense & Disaster Control	2,000.00	Reserve For Uncollected Taxes 558,911.40		1988 Taxes Cancelled, Abated or Adjusted	439.18
Environmental Inspection & Control	30,806.00	CAPITAL OUTLAY TOTAL 723,599.45		Transfer to Tax Title Liens or Foreclosed Balance Outstanding Dec. 31, 1988	197,974.22
Other Public Safety		Public Enterprises 570,021.86		PRIOR YEARS TAXES OUTSTANDING	
PUBLIC WORKS		Recreation—Culture 93,944.53		Balance January 1, 1988	126,739.66
Streets and Drainage	434,290.00	Public Works 59,633.06		Collected in 1988	126,502.54
Sewers and Sewage Processing	600,000.00	Buildings and Grounds		Cancelled, Abated or Adjusted 1988	
Garbage and Trash Disposal	199,013.00	Library and Education		Transfers to Tax Title Liens or Foreclosed Balance December 31, 1988	237.12
Public Buildings and Grounds	66,776.05	Conservation		TAX TITLE LIENS OUTSTANDING	
Other Public Works	2,250.00	All Other		Balance January 1, 1988	
HEALTH and WELFARE		CAPITAL DEBT AUTHORIZED, DECEMBER 31, 1988		Transfer From Taxes	
Health Services Except Environmental	131,578.00	ISSUED AND UNISSUED GROSS DEBT NET DEBT		Redeemed in 1988	
Welfare-Public Assistance	15,452.41	School 5,095,000		Cancelled, Abated or Adjusted (1988)	
Hospitals, Clinics, First Aid		Self-liquidating 3,559,500 478,861		Transfers to Foreclosed Property	
Animal, Insect, & Rodent Control		Other 620,350 575,248		Balance December 31, 1988	
Other Welfare Services		Total 9,274,850 1,054,109		PROPERTY ACQUIRED BY DEED OR FORECLOSURE	
RECREATION and CONSERVATION		ISSUED AND OUTSTANDING		Balance January 1, 1988	93,600.00
Beaches and Boardwalks	4,400.00	School 137,000.00		Transfers From Taxes or Liens	
Parks, Playgrounds, Shade Trees	7,200.00	Self-Liquidating 1,444,000.00		Sale for Cash (1988)	
Land Reclamation & Conservation	48,333.80	Other 617,100.00		Cancelled, Abated or Adjusted (1988)	
Other Recreational Services		Total 2,198,100.00		Balance December 31, 1988	93,600.00
EDUCATION (excluding schools)		EQUALIZED VALUATION BASIS		CURRENT FINANCES DECEMBER 31, 1988	
Libraries	12,000.00	FOR NET DEBT COMPUTATION 404,243,755		ASSETS	
Other Educational Services		REAL PROPERTY VALUATIONS		Cash Dec. 31, 1988	1,198,640.94
STATUTORY EXPENDITURES		Code Class # of Parcels % VAL'N ASSESSED VALUATION		Taxes Receivable	198,261.34
Pensions & F. I. C. A.	272,067.87	1 Vacant Land 100 2.37 5,229,300.00		Tax Title Liens	
Employee Fringe Benefits	139,700.37	2 Residential 2118 76.18 168,107,600.00		Foreclosed Property	98,600.00
Other Statutory Expenditures		3 Farm 4 .07 175,000.00		Emergencies & Other Deferred Charges	7,468.24
CETA And Other Public Employment Programs		4a Commercial 182 10.33 22,806,900.00		State and Federal Aid Receivable	
MUNICIPAL FUNCTIONS		4b Industrial 27 9.41 20,762,700.00		Other Receivables	
CAPITAL IMPROVEMENTS		4c Apartments 14 1.63 3,601,200.00		Total	1,502,970.52
DEBT SERVICE		Total 2445 220,682,700.00		LIABILITIES, RESERVES, AND SURPLUS	
Principal Payments	110,300.00	Land Area 2.42 Sq. Miles		Cash Liabilities	516,459.94
Interest Payments	38,980.70	Net Valuation Taxable-Municipal 227,002,470		Reserves for Receivables	296,861.35
DEFERRED CHARGES		Net Valuation Taxable-County 524,033,117		Surplus Dec. 31, 1988	689,649.23
SCHOOL, COUNTY, SPECIAL DISTRICT TAXES	6,872,282.17	State Equalized Valuation 486,634,764		Total	1,502,970.52
RESERVE FOR UNCOLLECTED TAXES	558,911.40	State Equalization Ratio 45.95			
EXPENDITURES					
TOTAL	11,112,681.18				

1402

Population 1980 3,273
 Population 1988 3,390
 S & P Rating
 Maady Rating

General Tax Rate Per \$100.

2.31

State Equalized Tax Rate

1.08

BOONTON TOWNSHIP - MORRIS COUNTY**Form of Government:****Township Committee****Number of Members on Governing Body - 5**

PER CAPITA:

Gross Debt 99.41
 Net Debt 82.30
 Debt Service 21.37
 Total Tax Levy 1,190.92
 Municipal Expenditures 428.38

PER CENT:

Gross Debt .11
 Net Debt .09
 Tax Levy Collected 97.93
 Tax Levy Cancelled, Abated or Adjusted .17

EXPENDITURES		REVENUES-REALIZED		1988 PROPERTY TAX	
GENERAL GOVERNMENT				STATE EQUALIZED TAX RATE	
Governing Body & Public Boards		1988 Property Taxes Collected	3,937,727.57	Local District School Taxes	.64
Municipal Clerk		1988 Payments in Lieu of Taxes		Regional & Consolidated School Tax	
Financial Administration	44,445.00	Delinquent Tax & Lien Collections	56,709.06	School Taxes in Municipal Budget	
Assessment of Taxes	11,120.00	Business Personalty Replacement Taxes	45,277.60	County Taxes	.23
Collection of Taxes	23,435.00	Taxes from Public Utilities	166,962.00	County Library Taxes	.01
Planning, Housing & Development	37,970.00	Other Miscellaneous Tax Revenues		Local Municipal Purpose Taxes	.21
Human Resources	42,378.27	State Aid Revenues	75,370.91	Veteran & Senior Citizen Taxes	
Elections		Federal Aid Revenues		Total Taxes for Rate Computation	1.09
General Administration (other)	194,995.00	State and Local Fiscal Assistance Act Utilized	230.41	Special District Taxes	
JUDICIARY		Sale of Acquired Property		Bank Corp. Taxes	18,089.08
Municipal Courts	19,900.00	Other Miscellaneous Revenues		Added and Omitted Taxes	24,750.85
PUBLIC SAFETY		Total	4,430,102.96	Total Taxes Levied - ABSTRACT	4,037,207.33
Fire Protection	29,398.60	Prior Years Surplus Appropriated	315,000.00	Total Taxes Billed	4,020,930.43
Police Protection	322,036.25	REVENUES TOTAL	4,745,102.96	1988 TAXES COLLECTED	3,937,727.57
Civil Defense & Disaster Control	2,135.00	Reserve For Uncollected Taxes	160,221.72	1988 Taxes Cancelled, Abated or Adjusted	6,755.60
Environmental Inspection & Control	65,250.00	CAPITAL OUTLAY TOTAL	216,077.60	Transfer to Tax Title Liens or Foreclosed	1,737.12
Other Public Safety				Balance Outstanding Dec. 31, 1988	74,710.14
PUBLIC WORKS				PRIOR YEARS TAXES OUTSTANDING	
Streets and Drainage	191,626.41	Public Enterprises		Balance January 1, 1988	58,896.17
Sewers and Sewage Processing		Recreation—Culture		Collected in 1988	56,709.06
Garbage and Trash Disposal		Public Works	168,718.79	Cancelled, Abated or Adjusted 1988	1,780.28
Public Buildings and Grounds	26,900.00	Buildings and Grounds	47,358.81	Transfers to Tax Title Liens or Foreclosed	406.83
Other Public Works		Library and Education		Balance December 31, 1988	
HEALTH and WELFARE		Conservation		TAX TITLE LIENS OUTSTANDING	
Health Services Except Environmental	32,379.00	All Other		Balance January 1, 1988	23,790.86
Welfare-Public Assistance	20,450.00			Transfer From Taxes	2,190.95
Hospitals, Clinics, First Aid				Redeemed in 1988	
Animal, Insect, & Radent Control				Cancelled, Abated or Adjusted (1988)	
Other Welfare Services				Transfers to Foreclosed Property	23,306.62
RECREATION and CONSERVATION				Balance December 31, 1988	2,675.19
Beaches and Boardwalks				PROPERTY ACQUIRED BY DEED OR FORECLOSURE	
Parks, Playgrounds, Shade Trees				Balance January 1, 1988	128,223.38
Land Reclamation & Conservation	75.00			Transfers From Taxes or Liens	23,306.62
Other Recreational Services	3,000.00			Sale for Cash (1988)	
EDUCATION (excluding schools)				Cancelled, Abated or Adjusted (1988)	
Libraries				Balance December 31, 1988	151,530.00
Other Educational Services				CURRENT FINANCES DECEMBER 31, 1988	
STATUTORY EXPENDITURES				ASSETS	
Pensions & F. I. C. A.	91,457.20			Cash Dec. 31, 1988	
Employee Fringe Benefits	29,919.00			Taxes Receivable	74,710.14
Other Statutory Expenditures	100.00			Tax Title Liens	2,675.19
CETA And Other Public Employment Programs				Foreclosed Property	151,530.00
MUNICIPAL FUNCTIONS TOTAL	1,194,519.73			Emergencies & Other Deferred Charges	20,688.95
CAPITAL IMPROVEMENTS *MEMO*	55,000.00			State and Federal Aid Receivable	598,911.84
DEBT SERVICE				Other Receivables	113,774.57
Principal Payments	60,000.00			Total	962,290.69
Interest Payments	12,438.00			LIABILITIES, RESERVES, AND SURPLUS	
DEFERRED CHARGES	25,028.80			Cash Liabilities	274,864.17
SCHOOL, COUNTY, SPECIAL DISTRICT TAXES	3,228,950.87			Reserves for Receivables	248,795.92
RESERVE FOR UNCOLLECTED TAXES	160,221.72			Surplus Dec. 31, 1988	438,630.60
EXPENDITURES TOTAL	4,681,159.12			Total	962,290.69

0303

Population 1980 4,441
 Population 1988 4,330
 S & P Rating
 Moody Rating AAA

General Tax Rate Per \$100. 4.92
 State Equalized Tax Rate 2.09

BORDENTOWN CITY – BURLINGTON CO.**Form of Government:****Commission (1911)****Number of Members on Governing Body – 3****PER CAPITA:**

Gross Debt 1,754.61
 Net Debt 426.65
 Debt Service 5.52
 Total Tax Levy 696.77
 Municipal Expenditures 400.16

PER CENT:

Gross Debt 6.42
 Net Debt 1.56
 Tax Levy Collected 96.41
 Tax Levy Cancelled, Abated or Adjusted

EXPENDITURES		REVENUES-REALIZED		1988 PROPERTY TAX	
GENERAL GOVERNMENT				STATE EQUALIZED TAX RATE →	
Governing Body & Public Boards		1988 Property Taxes Collected	2,902,668.04	Local District School Taxes	
Municipal Clerk		1988 Payments in Lieu of Taxes		Regional & Consolidated School Tax 1.18	1,685,376.45
Financial Administration	77,837.28	Delinquent Tax & Lien Collections	102,391.23	School Taxes in Municipal Budget	
Assessment of Taxes	6,408.64	Business Personalty Replacement Taxes	77,708.52	County Taxes .51	723,602.36
Collection of Taxes	15,832.18	Taxes from Public Utilities	267,133.00	County Library Taxes .03	41,064.85
Planning, Housing & Development	20,450.88	Other Miscellaneous Tax Revenues		Local Municipal Purpose Taxes .37	533,300.00
Human Resources	8,000.00	State Aid Revenues	59,142.82	Veteran & Senior Citizen Taxes	39,725.00
Elections	2,031.61	Federal Aid Revenues		Total Taxes for Rate Computation 2.09	3,023,563.66
General Administration (other)	201,632.83	State and Local Fiscal Assistance Act Utilized	390.00	Special District Taxes	
JUDICIARY		Sale of Acquired Property		Bank Corp. Taxes	6,303.75
Municipal Courts	30,758.06	Other Miscellaneous Revenues	349,281.12	Added and Omitted Taxes	26,872.19
PUBLIC SAFETY		Total	3,758,714.73	Total Taxes Levied - ABSTRACT	3,017,019.60
Fire Protection	25,755.05	Prior Years Surplus Appropriated	391,700.00	Total Taxes Billed	3,010,715.35
Police Protection	453,403.19	REVENUES TOTAL	4,150,414.73	1988 TAXES COLLECTED	2,902,668.04
Civil Defense & Disaster Control		Reserve For Uncollected Taxes	155,772.67	1988 Taxes Cancelled, Abated or Adjusted	
Environmental Inspection & Control	72,446.73	CAPITAL OUTLAY TOTAL	1,385,207.30	Transfer to Tax Title Liens or Foreclosed	
Other Public Safety		Public Enterprises	891,210.01	Balance Outstanding Dec 31, 1988	103,047.81
PUBLIC WORKS		Recreation—Culture		PRIOR YEARS TAXES OUTSTANDING	
Streets and Drainage	97,610.74	Public Works	162,930.09	Balance January 1, 1988	94,290.89
Sewers and Sewage Processing		Buildings and Grounds	331,017.20	Collected in 1988	93,902.19
Garbage and Trash Disposal	150,664.04	Library and Education		Cancelled, Abated or Adjusted 1988	333.70
Public Buildings and Grounds	115,032.31	Conservation		Transfers to Tax Title Liens or Foreclosed	
Other Public Works		All Other		Balance December 31, 1988	
HEALTH and WELFARE		CAPITAL DEBT AUTHORIZED, DECEMBER 31, 1988		TAX TITLE LIENS OUTSTANDING	
Health Services Except Environmental		ISSUED AND UNISSUED GROSS DEBT NET DEBT		Balance January 1, 1988	30,999.50
Welfare-Public Assistance	8,934.30	School 734,979		Transfer From Taxes	
Hospitals, Clinics, First Aid		Self-liquidating 5,015,087		Redeemed in 1988	8,489.04
Animal, Insect, & Rodent Control		Other 1,847,385	1,847,385	Cancelled, Abated or Adjusted (1988)	
Other Welfare Services		Total 7,597,452	1,847,385	Transfers to Foreclosed Property	
RECREATION and CONSERVATION		ISSUED AND OUTSTANDING		Balance December 31, 1988	22,510.46
Beaches and Boardwalks		School 734,979.20		PROPERTY ACQUIRED BY DEED OR FORECLOSURE	
Parks, Playgrounds, Shade Trees	18,800.00	Self-liquidating 4,439,660.00		Balance January 1, 1988	11,050.00
Land Reclamation & Conservation	4,426.83	Other 1,445,250.00		Transfers From Taxes or Liens	
Other Recreational Services		Total 6,619,839.30		Sale for Cash (1988)	
EDUCATION (excluding schools)		EQUALIZED VALUATION BASIS		Cancelled, Abated or Adjusted (1988)	
Libraries	5,000.00	FOR NET DEBT COMPUTATION	113,297,634	Balance December 31, 1988	11,050.00
Other Educational Services		REAL PROPERTY VALUATIONS		CURRENT FINANCES DECEMBER 31, 1988	
STATUTORY EXPENDITURES		Code Class # of Parcels % VAL'N ASSESSED VALUATION		ASSETS	
Pensions & F. I. C. A.	101,761.77	1 Vacant Land 91 1.37 326,050.00		Cash Dec. 31, 1988	904,043.69
Employee Fringe Benefits	57,347.39	2 Residential 1135 59.71 36,064,350.00		Taxes Receivable	103,047.31
Other Statutory Expenditures		3 Farm 2 .04 27,400.00		Tax Title Liens	22,510.46
CETA And Other Public Employment Programs		4a Commercial 113 15.72 9,497,900.00		Foreclosed Property	11,050.00
MUNICIPAL FUNCTIONS TOTAL	1,479,133.83	4b Industrial 9 14.54 8,783,250.00		Emergencies & Other Deferred Charges	49,314.96
CAPITAL IMPROVEMENTS *MEMO*	10,000.00	4c Apartments 17 8.61 5,202,550.00		State and Federal Aid Receivable	
DEBT SERVICE		Total 1372 60,401,500.00		Other Receivables	45,242.88
Principal Payments	6,000.00	Land Area .94 Sq. Miles		Total	1,140,714.30
Interest Payments	17,919.08	Net Valuation Taxable-Municipal	60,707,500	LIABILITIES, RESERVES, AND SURPLUS	
DEFERRED CHARGES	73,851.90	Net Valuation Taxable-County	122,725,835	Cash Liabilities	455,023.11
SCHOOL, COUNTY, SPECIAL DISTRICT TAXES	2,450,043.66	State Equalized Valuation	142,527,563	Reserves for Receivables	136,351.15
RESERVE FOR UNCOLLECTED TAXES	155,772.67	State Equalization Ratio 42.47		Surplus Dec. 31, 1988	498,340.54
EXPENDITURES TOTAL	4,182,721.19			Total	1,140,714.80

0304
 Population 1980 7,170
 Population 1988 7,741
 S & P Rating
 Moody Rating A
 General Tax Rate Per \$100. 3.26
 State Equalized Tax Rate 2.13

BORDENTOWN TWP. - BURLINGTON CO.
Form of Government:
Township Committee
Number of Members on Governing Body - 5

PER CAPITA:
 Gross Debt 1,091.70
 Net Debt 499.80
 Debt Service 64.37
 Total Tax Levy 1,088.24
 Municipal Expenditures 451.94
 PER CENT:
 Gross Debt 2.81
 Net Debt 1.29
 Tax Levy Collected 96.92
 Tax Levy Cancelled, Abated or Adjusted .42

EXPENDITURES		REVENUES-REALIZED		1988 PROPERTY TAX	
GENERAL GOVERNMENT				STATE EQUALIZED TAX RATE →	
Governing Body & Public Boards		1988 Property Taxes Collected	8,153,865.67	Local District School Taxes	
Municipal Clerk		1988 Payments in Lieu of Taxes		Regional & Consolidated School Tax 1.18	4,329,241.52
Financial Administration	104,347.28	Delinquent Tax & Lien Collections	230,652.36	School Taxes in Municipal Budget	
Assessment of Taxes	47,900.00	Business Personalty Replacement Taxes	125,572.48	County Taxes	.54 1,988,617.24
Collection of Taxes	53,500.00	Taxes from Public Utilities	561,088.00	County Library Taxes	.03 113,457.91
Planning, Housing & Development	34,775.00	Other Miscellaneous Tax Revenues		Local Municipal Purpose Taxes	.39 1,420,000.00
Human Resources	63,138.00	State Aid Revenues	168,689.51	Veteran & Senior Citizen Taxes	73,300.00
Elections	2,500.00	Federal Aid Revenues		Total Taxes for Rote Computation 2.14	7,924,616.67
General Administration (other)	350,028.81	State and Local Fiscal Assistance Act Utilized		Special District Taxes	358,782.00
JUDICIARY		Sale of Acquired Property		Bank Corp. Taxes	6,974.30
Municipal Courts	103,571.70	Other Miscellaneous Revenues	956,468.53	Added and Omitted Taxes	207,021.83
PUBLIC SAFETY		Total	10,201,336.55	Total Taxes Levied - ABSTRACT	8,424,094.80
Fire Protection		Prior Years Surplus Appropriated	700,000.00	Total Taxes Billed	8,417,912.39
Police Protection	697,572.02	REVENUES TOTAL	10,901,336.55	1988 TAXES COLLECTED	8,158,865.67
Civil Defense & Disaster Control	2,500.00	Reserve For Uncollected Taxes	412,057.42	1988 Taxes Cancelled, Abated or Adjusted	35,668.44
Environmental Inspection & Control	1,000.00			Transfer to Tax Title Liens or Foreclosed	18,337.19
Other Public Safety		CAPITAL OUTLAY TOTAL	1,051,017.34	Balance Outstanding Dec. 31, 1988	205,041.09
PUBLIC WORKS				PRIOR YEARS TAXES OUTSTANDING	
Streets and Drainage	263,600.00	Public Enterprises	15,028.73	Balance January 1, 1988	274,631.35
Sewers and Sewage Processing		Recreation—Culture		Collected in 1988	236,428.02
Garbage and Trash Disposal	261,500.00	Public Works	596,730.90	Cancelled, Abated or Adjusted 1988	18,677.69
Public Buildings and Grounds	128,000.00	Buildings and Grounds	439,257.71	Transfers to Tax Title Liens or Foreclosed	
Other Public Works		Library and Education		Balance December 31, 1988	19,525.64
HEALTH and WELFARE		Conservation		TAX TITLE LIENS OUTSTANDING	
Health Services Except Environmental	11,700.00	All Other		Balance January 1, 1988	4,503.64
Welfare-Public Assistance	3,800.00	CAPITAL DEBT AUTHORIZED, DECEMBER 31, 1988		Transfer From Taxes	18,819.00
Hospitals, Clinics, First Aid		ISSUED AND UNISSUED GROSS DEBT NET DEBT		Redeemed in 1988	5,327.23
Animal, Insect, & Rodent Control		School 1,868,020		Cancelled, Abated or Adjusted (1988)	
Other Welfare Services		Self-liquidating 535,000		Transfers to Foreclosed Property	
RECREATION and CONSERVATION		Other 6,047,845	3,868,918	Balance December 31, 1988	17,995.41
Beaches and Boardwalks		Total 8,450,866	3,868,918	PROPERTY ACQUIRED BY DEED OR FORECLOSURE	
Parks, Playgrounds, Shade Trees	115,500.00			Balance January 1, 1988	101,110.00
Land Reclamation & Conservation	5,600.00	ISSUED AND OUTSTANDING		Transfers From Taxes or Liens	
Other Recreational Services		School 1,868,020.20		Sale for Cash (1988)	
EDUCATION (excluding schools)		Self-Liquidating 535,000.00		Cancelled, Abated or Adjusted (1988)	
Libraries	5,000.00	Other 6,034,000.00		Balance December 31, 1988	101,110.00
Other Educational Services		Total 8,437,020.20		CURRENT FINANCES DECEMBER 31, 1988	
STATUTORY EXPENDITURES		EQUALIZED VALUATION BASIS		ASSETS	
Pensions & F. I. C. A.	179,183.00	FOR NET DEBT COMPUTATION	300,664,552	Cash Dec. 31, 1988	2,268,779.54
Employee Fringe Benefits	108,800.00	REAL PROPERTY VALUATIONS		Taxes Receivable	224,566.73
Other Statutory Expenditures	12,600.00	Code Class # of Parcels % VAL'N		Tax Title Liens	17,995.41
CETA And Other Public Employment Programs		1 Vacant Land 244 5.90	13,923,500.00	Foreclosed Property	101,110.00
MUNICIPAL FUNCTIONS TOTAL	2,566,115.81	2 Residential 2138 56.11	132,500,900.00	Emergencies & Other Deferred Charges	183.00
CAPITAL IMPROVEMENTS *MEMO*	50,000.00	3 Farm 73 .88	2,031,740.00	State and Federal Aid Receivable	5,910.40
DEBT SERVICE		4a Commercial 156 26.91	63,546,700.00	Other Receivables	30,602.99
Principal Payments	245,000.00	4b Industrial 16 4.53	10,703,000.00	Total	2,649,148.07
Interest Payments	253,279.50	4c Apartments 5 5.67	13,398,000.00	LIABILITIES, RESERVES, AND SURPLUS	
		Total 2632	236,153,840.00	Cash Liabilities	612,659.24
DEFERRED CHARGES	22,000.00	Land Area 7.41 Sq. Miles		Reserves for Receivables	374,275.13
SCHOOL, COUNTY, SPECIAL DISTRICT TAXES	5,790,098.67	Net Valuation Taxable-Municipal	240,700,354	Surplus Dec. 31, 1988	1,662,213.70
RESERVE FOR UNCOLLECTED TAXES	412,057.42	Net Valuation Taxable-County	339,078,707	Total	2,649,148.07
EXPENDITURES TOTAL	10,288,551.40	State Equalized Valuation	365,969,593		
		State Equalization Ratio	65.34		

BOUND BROOK BOROUGH – SOMERSET CO.
Form of Government:
 Borough Council
Number of Members on Governing Body – 6

EXPENDITURES		REVENUES-REALIZED		1988 PROPERTY TAX	
GENERAL GOVERNMENT				STATE EQUALIZED TAX RATE	
Governing Body & Public Boards		1988 Property Taxes Collected	3,231,476.25	Local District School Taxes	.91
Municipal Clerk		1988 Payments in Lieu of Taxes		Regional & Consolidated School Tax	
Financial Administration	47,350.00	Delinquent Tax & Lien Collections	140,305.45	School Taxes in Municipal Budget	
Assessment of Taxes	10,730.00	Business Personality Replacement Taxes	94,516.04	County Taxes	.39
Collection of Taxes	27,856.00	Taxes from Public Utilities	550,858.20	County Library Taxes	
Planning, Housing & Development	27,900.00	Other Miscellaneous Tax Revenues		Local Municipal Purpose Taxes	.47
Human Resources	33,948.63	State Aid Revenues	151,454.11	Veteran & Senior Citizen Taxes	
Elections	3,566.00	Federal Aid Revenues		Total Taxes for Rate Computation	1.77
General Administration (other)	279,720.00	State and Local Fiscal Assistance Act Utilized	1,146.00	Special District Taxes	
JUDICIARY		Sale of Acquired Property		Bank Corp. Taxes	29,949.05
Municipal Courts	56,546.37	Other Miscellaneous Revenues	1,146,220.26	Added and Omitted Taxes	22,333.64
PUBLIC SAFETY		Total	10,315,976.31	Total Taxes Levied - ABSTRACT	8,556,170.21
Fire Protection	91,395.00	Prior Years Surplus Appropriated	40,000.00	Total Taxes Billed	3,539,662.25
Police Protection	842,039.29	REVENUES	TOTAL	1988 TAXES COLLECTED	3,231,476.25
Civil Defense & Disaster Control	600.00	Reserve For Uncollected Taxes	342,000.00	1988 Taxes Cancelled, Abated or Adjusted	80,956.00
Environmental Inspection & Control	61,160.00	CAPITAL OUTLAY	TOTAL	Transfer to Tax Title Liens or Foreclosed	3,024.91
Other Public Safety			568,619.13	Balance Outstanding Dec. 31, 1988	224,205.09
PUBLIC WORKS		Public Enterprises		PRIOR YEARS TAXES OUTSTANDING	
Streets and Drainage	211,893.60	Recreation—Culture	195.00	Balance January 1, 1988	140,305.45
Sewers and Sewage Processing	135,192.00	Public Works	357,309.73	Collected in 1988	140,305.45
Garbage and Trash Disposal	768,830.00	Buildings and Grounds	210,954.35	Cancelled, Abated or Adjusted 1988	
Public Buildings and Grounds	76,175.00	Library and Education	160.00	Transfers to Tax Title Liens or Foreclosed	
Other Public Works	24,000.00	Conservation		Balance December 31, 1988	
HEALTH and WELFARE		All Other		TAX TITLE LIENS OUTSTANDING	
Health Services Except Environmental	43,727.00	CAPITAL DEBT AUTHORIZED, DECEMBER 31, 1988		Balance January 1, 1988	12,110.80
Welfare-Public Assistance	9,257.00	ISSUED AND UNISSUED	GROSS DEBT	Transfer From Taxes	3,024.91
Hospitals, Clinics, First Aid		School	207,000	Redeemed in 1988	
Animal, Insect, & Rodent Control		Self-liquidating		Cancelled, Abated or Adjusted (1988)	
Other Welfare Services		Other	4,068,867	Transfers to Foreclosed Property	
RECREATION and CONSERVATION		Total	4,275,867	Balance December 31, 1988	15,135.71
Beaches and Boardwalks		ISSUED AND OUTSTANDING		PROPERTY ACQUIRED BY DEED OR FORECLOSURE	
Parks, Playgrounds, Shade Trees	5,460.00	School	207,000.00	Balance January 1, 1988	5,909.00
Land Reclamation & Conservation	29,990.00	Self-Liquidating		Transfers From Taxes or Liens	
Other Recreational Services	62,097.00	Other	3,402,000.00	Sale for Cash (1988)	
EDUCATION (excluding schools)		Total	3,609,000.00	Cancelled, Abated or Adjusted (1988)	
Libraries	155,000.00	EQUALIZED VALUATION BASIS		Balance December 31, 1988	5,909.00
Other Educational Services		FOR NET DEBT COMPUTATION	379,369,915	CURRENT FINANCES DECEMBER 31, 1988	
STATUTORY EXPENDITURES		REAL PROPERTY VALUATIONS		ASSETS	
Pensions & F. I. C. A.	284,915.00	Code	Class	# of Parcels	% VAL'N
Employee Fringe Benefits	142,835.00	1	Vacant Land	82	.99
Other Statutory Expenditures		2	Residential	2231	73.76
CETA And Other Public Employment Programs		3	Farm		
MUNICIPAL FUNCTIONS	TOTAL	4a	Commercial	222	17.60
CAPITAL IMPROVEMENTS	*MEMO*	4b	Industrial	1	.34
DEBT SERVICE		4c	Apartments	39	7.31
Principal Payments	210,000.00	Total	2575		
Interest Payments	261,251.80	Land Area	1.60 Sq. Miles		
DEFERRED CHARGES	160,523.40	Net Valuation Taxable-Municipal	155,700,706	LIABILITIES, RESERVES, AND SURPLUS	
SCHOOL, COUNTY, SPECIAL DISTRICT TAXES	6,227,836.56	Net Valuation Taxable-County	390,749,775	Cash Liabilities	702,797.62
RESERVE FOR UNCOLLECTED TAXES	342,000.00	State Equalized Valuation	467,205,785	Reserves for Receivables	516,860.71
EXPENDITURES	TOTAL	State Equalization Ratio	32.49	Surplus Dec. 31, 1988	263,223.00
				Total	1,482,886.33

1337

Population 1980 4,772
 Population 1988 4,763
 S & P Rating
 Moody Rating 3AA1

General Tax Rate Per \$100.

4.67

State Equalized Tax Rate

1.33

BRADLEY BEACH BORO. — MONMOUTH CO.**Form of Government:****Commission (1911)****Number of Members on Governing Body — 3****PER CAPITA:**

Gross Debt 606.91
 Net Debt 581.12
 Debt Service 25.01
 Total Tax Levy 1,074.93
 Municipal Expenditures 720.41

PER CENT:

Gross Debt 1.34
 Net Debt 1.29
 Tax Levy Collected 95.65
 Tax Levy Cancelled, Abated or Adjusted

EXPENDITURES		REVENUES-REALIZED		1988 PROPERTY TAX	
GENERAL GOVERNMENT				STATE EQUALIZED TAX RATE → .34	
Governing Body & Public Boards		1988 Property Taxes Collected	4,869,908.72	Local District School Taxes	2,264,300.00
Municipal Clerk	69,238.85	1988 Payments in Lieu of Taxes		Regional & Consolidated School Tax	
Financial Administration	15,430.00	Delinquent Tax & Lien Collections	214,716.48	School Taxes in Municipal Budget	
Assessment of Taxes	36,669.84	Business Personalty Replacement Taxes	37,154.52	County Taxes	902,412.30
Collection of Taxes	14,200.00	Taxes from Public Utilities	265,956.00	County Library Taxes	
Planning, Housing & Development	17,499.99	Other Miscellaneous Tax Revenues		Local Municipal Purpose Taxes	1,878,795.00
Human Resources		State Aid Revenues	75,973.79	Veteran & Senior Citizen Taxes	48,250.00
Elections		Federal Aid Revenues		Total Taxes for Rate Computation	5,093,757.30
General Administration (other)	443,643.23	State and Local Fiscal Assistance Act Utilized		Special District Taxes	
JUDICIARY		Sale of Acquired Property	852,315.33	Bank Corp. Taxes	17,066.42
Municipal Courts	45,375.02	Other Miscellaneous Revenues	6,316,024.84	Added and Omitted Taxes	62,671.18
PUBLIC SAFETY		Total	6,316,024.84	Total Taxes Levied - ABSTRACT	5,125,244.90
Fire Protection	83,375.85	Prior Years Surplus Appropriated	284,056.29	Total Taxes Billed	5,091,217.43
Police Protection	790,163.55	REVENUES TOTAL	6,600,081.13	1988 TAXES COLLECTED	4,869,908.72
Civil Defense & Disaster Control	500.00	Reserve For Uncollected Taxes	255,164.06	1988 Taxes Cancelled, Abated or Adjusted	
Environmental Inspection & Control	145,002.00	CAPITAL OUTLAY TOTAL	192,086.85	Transfer to Tax Title Liens or Foreclosed	10,000.92
Other Public Safety				Balance Outstanding Dec. 31, 1988	211,307.79
PUBLIC WORKS				PRIOR YEARS TAXES OUTSTANDING	
Streets and Drainage	26,950.00	Public Enterprises	2,172.73	Balance January 1, 1988	194,953.34
Sewers and Sewage Processing		Recreation—Culture	18,213.26	Collected in 1988	185,625.52
Garbage and Trash Disposal	249,164.97	Public Works	164,503.37	Cancelled, Abated or Adjusted 1988	
Public Buildings and Grounds	39,513.56	Buildings and Grounds	7,197.49	Transfers to Tax Title Liens or Foreclosed	
Other Public Works	250,904.52	Library and Education		Balance December 31, 1988	9,327.82
HEALTH and WELFARE		Conservation		TAX TITLE LIENS OUTSTANDING	
Health Services Except Environmental	13,293.66	All Other		Balance January 1, 1988	44,986.00
Welfare-Public Assistance	3,000.00	CAPITAL DEBT AUTHORIZED, DECEMBER 31, 1988		Transfer From Taxes	10,000.92
Hospitals, Clinics, First Aid		ISSUED AND UNISSUED		Redeemed in 1988	29,090.96
Animal, Insect, & Rodent Control	1,350.08	School	49,000	Cancelled, Abated or Adjusted (1988)	
Other Welfare Services	9,896.00	Self-liquidating	73,942	Transfers to Foreclosed Property	
RECREATION and CONSERVATION		Other	2,770,803	Balance December 31, 1988	25,895.96
Beaches and Boardwalks	260,720.33	Total	2,893,745	PROPERTY ACQUIRED BY DEED OR FORECLOSURE	
Parks, Playgrounds, Shade Trees	4,895.48	ISSUED AND OUTSTANDING		Balance January 1, 1988	28,655.00
Land Reclamation & Conservation	33,900.00	School	49,000.00	Transfers From Taxes or Liens	
Other Recreational Services	45,461.32	Self-Liquidating	40,000.00	Sale for Cash (1988)	
EDUCATION (excluding schools)		Other	1,228,796.95	Cancelled, Abated or Adjusted (1988)	
Libraries	59,922.64	Total	1,317,796.95	Balance December 31, 1988	28,655.00
Other Educational Services	3,726.44	EQUALIZED VALUATION BASIS		CURRENT FINANCES DECEMBER 31, 1988	
STATUTORY EXPENDITURES		FOR NET DEBT COMPUTATION	215,456,525	ASSETS	
Pensions & F. I. C. A.	246,746.80	REAL PROPERTY VALUATIONS		Cash Dec. 31, 1988	2,334,090.35
Employee Fringe Benefits	113,815.01	Code Class # of Parcels % VAL'N		Taxes Receivable	220,635.61
Other Statutory Expenditures		1 Vacant Land 113 1.18	1,273,700.00	Tax Title Liens	25,895.96
CETA And Other Public Employment Programs		2 Residential 1627 79.30	85,355,835.00	Foreclosed Property	28,655.00
MUNICIPAL FUNCTIONS TOTAL	3,039,409.14	3 Farm		Emergencies & Other Deferred Charges	88,480.00
CAPITAL IMPROVEMENTS *MEMO*	28,000.00	4a Commercial 106 7.59	8,171,400.00	State and Federal Aid Receivable	2,040.11
DEBT SERVICE		4b Industrial 5 .19	199,600.00	Other Receivables	42,035.99
Principal Payments	76,695.81	4c Apartments 51 11.73	12,629,500.00	Total	2,741,833.02
Interest Payments	42,546.81	Total 1902	107,630,035.00	LIABILITIES, RESERVES, AND SURPLUS	
DEFERRED CHARGES	21,079.13	Land Area .70 Sq. Miles		Cash Liabilities	1,617,332.36
SCHOOL, COUNTY, SPECIAL DISTRICT TAXES	3,166,712.30	Net Valuation Taxable-Municipal	107,951,297	Reserves for Receivables	290,520.44
RESERVE FOR UNCOLLECTED TAXES	255,164.06	Net Valuation Taxable-County	215,861,349	Surplus Dec. 31, 1988	833,980.22
EXPENDITURES TOTAL	6,601,607.30	State Equalized Valuation	268,257,620	Total	2,741,833.02
		State Equalization Ratio	40.17		

1805

Population 1980

7,846

Population 1988

9,882

S & P Rating

A1

Moody Rating

General Tax Rate Per \$100.

4.08

State Equalized Tax Rate

1.32

BRANCHBURG TOWNSHIP – SOMERSET CO.

Form of Government:

Township Committee

Number of Members on Governing Body – 5

PER CAPITA

Gross Debt

633.61

Net Debt

497.62

Debt Service

13.05

Total Tax Levy

1,427.19

Municipal Expenditures

474.52

PER CENT.

Gross Debt

.83

Net Debt

.65

Tax Levy Collected

95.72

Tax Levy Cancelled, Abated

or Adjusted .39

EXPENDITURES		REVENUES-REALIZED		1988 PROPERTY TAX	
GENERAL GOVERNMENT				STATE EQUALIZED TAX RATE → 1.32	
Governing Body & Public Boards		1988 Property Taxes Collected	13,433,380.02	Local District School Taxes	9,106,663.51
Municipal Clerk		1988 Payments in Lieu of Taxes		Regional & Consolidated School Tax	
Financial Administration	57,298.00	Delinquent Tax & Lien Collections	913,173.06	School Taxes in Municipal Budget	
Assessment of Taxes	46,750.00	Business Personalty Replacement Taxes	105,477.59	County Taxes	3,765,635.23
Collection of Taxes	36,500.00	Taxes from Public Utilities	2,100,865.00	County Library Taxes	222,732.96
Planning, Housing & Development	185,154.00	Other Miscellaneous Tax Revenues		Local Municipal Purpose Taxes	292,076.34
Human Resources	36,637.41	State Aid Revenues	79,723.37	Veteran & Senior Citizen Taxes	45,950.00
Elections	3,500.00	Federal Aid Revenues		Total Taxes for Rate Computation	13,436,113.54
General Administration (other)	383,597.00	State and Local Fiscal Assistance Act Utilized	511.00	Special District Taxes	
JUDICIARY		Sole of Acquired Property		Bank Corp. Taxes	26,041.27
Municipal Courts	54,750.00	Other Miscellaneous Revenues		Added and Omitted Taxes	687,239.53
PUBLIC SAFETY		Total	17,376,350.31	Total Taxes Levied - ABSTRACT	14,103,444.49
Fire Protection	207,750.63	Prior Years Surplus Appropriated	1,100,000.00	Total Taxes Billed	14,090,739.57
Police Protection	622,119.20	REVENUES TOTAL	13,476,350.31	1988 TAXES COLLECTED	13,486,380.02
Civil Defense & Disaster Control	1,100.00	Reserve For Uncollected Taxes	469,000.00	1988 Taxes Cancelled, Abated or Adjusted	12,790.83
Environmental Inspection & Control	99,470.00	CAPITAL OUTLAY TOTAL	415,156.74	Transfer to Tax Title Liens or Foreclosed	85,387.15
Other Public Safety				Balance Outstanding Dec. 31, 1988	504,231.52
PUBLIC WORKS				PRIOR YEARS TAXES OUTSTANDING	
Streets and Drainage	906,643.00	Public Enterprises	64,500.00	Balance January 1, 1988	837,956.53
Sewers and Sewage Processing	50,000.00	Recreation—Culture	572.50	Collected in 1988	307,404.79
Gorbage and Trash Disposal		Public Works	169,978.23	Cancelled, Abated or Adjusted 1988	5,359.74
Public Buildings and Grounds	123,156.00	Buildings and Grounds	130,115.96	Transfers to Tax Title Liens or Foreclosed	25,192.05
Other Public Works		Library and Education		Balance December 31, 1988	
HEALTH and WELFARE		Conservation		TAX TITLE LIENS OUTSTANDING	
Health Services Except Environmental	39,092.00	All Other		Balance January 1, 1988	5,768.27
Welfare-Public Assistance	5,800.00	CAPITAL DEBT AUTHORIZED, DECEMBER 31, 1988		Transfer From Taxes	114,372.52
Hospitals, Clinics, First Aid	500.00	ISSUED AND UNISSUED		Redeemed in 1988	5,768.27
Animal, Insect, & Rodent Control	3,200.00	School	1,097,000.00	Cancelled, Abated or Adjusted (1988)	
Other Welfare Services		Self-liquidating	148,000.00	Transfers to Foreclosed Property	
RECREATION and CONSERVATION		Other	5,016,356.00	Balance December 31, 1988	114,372.02
Beaches and Boardwalks		Total	6,261,356.00	PROPERTY ACQUIRED BY DEED OR	
Parks, Playgrounds, Shade Trees		ISSUED AND OUTSTANDING		FORECLOSURE	
Land Reclamation & Conservation	23,239.57	School	1,097,000.00	Balance January 1, 1988	
Other Recreational Services	124,990.00	Self-Liquidating	148,000.00	Transfers From Taxes or Liens	
EDUCATION (excluding schools)		Other	1,154,000.00	Sole for Cash (1988)	
Libraries		Total	2,399,000.00	Cancelled, Abated or Adjusted (1988)	
Other Educational Services	2,250.00	EQUALIZED VALUATION BASIS		Balance December 31, 1988	
STATUTORY EXPENDITURES		FOR NET DEBT COMPUTATION	757,915,260	CURRENT FINANCES DECEMBER 31, 1988	
Pensions & F. I. C. A.	230,700.00	REAL PROPERTY VALUATIONS		ASSETS	
Employee Fringe Benefits	134,000.00	Code Class # of Parcels % VAL'N	ASSESSED VALUATION	Cash Dec. 31, 1988	2,394,423.73
Other Statutory Expenditures		1 Vacant Land 739 5.25	17,139,650.00	Taxes Receivable	504,231.52
CETA And Other Public Employment Programs		2 Residential 2775 63.55	207,495,900.00	Tax Title Liens	114,372.02
MUNICIPAL FUNCTIONS TOTAL	3,988,226.86	3 Farm 252 3.10	10,124,950.00	Foreclosed Property	
CAPITAL IMPROVEMENTS *MEMO*		4a Commercial 104 6.98	22,802,050.00	Emergencies & Other Deferred Charges	120,000.00
DEBT SERVICE		4b Industrial 81 21.12	68,962,800.00	State and Federal Aid Receivable	2,215.09
Principal Payments	50,000.00	4c Apartments		Other Receivables	17,731.33
Interest Payments	78,934.00	Total 3951	326,525,350.00	Total	3,153,475.34
DEFERRED CHARGES	103,000.00	Land Area 20.35 Sq. Miles		LIABILITIES, RESERVES, AND SURPLUS	
SCHOOL, COUNTY, SPECIAL DISTRICT TAXES	13,098,037.30	Net Valuation Taxable-Municipal	323,515,332	Cash Liabilities	660,431.33
RESERVE FOR UNCOLLECTED TAXES	469,000.00	Net Valuation Taxable-County	793,749,390	Reserves for Receivables	636,335.97
EXPENDITURES TOTAL	17,787,248.16	State Equalized Valuation	1,011,033,051	Surplus Dec. 31, 1988	1,350,206.04
		State Equalization Ratio	32.36	Total	3,153,475.34

1903		
Population 1980	370	
Population 1988	850	
S & P Rating		2.35
Moody Rating		State Equalized Tax Rate
		1.25

BRANCHVILLE BOROUGH – SUSSEX CO.
Form of Government:
Borough Council
Number of Members on Governing Body – 6

PER CAPITA:		PER CENT:	
Gross Debt	927.33	Gross Debt	1.44
Net Debt	147.06	Net Debt	.23
Debt Service		Tax Levy Collected	96.56
Total Tax Levy	968.93	Tax Levy Cancelled, Abated or Adjusted	
Municipal Expenditures	1,035.71		

EXPENDITURES		REVENUES-REALIZED		1988 PROPERTY TAX	
GENERAL GOVERNMENT				STATE EQUALIZED TAX RATE	
Governing Body & Public Boards		1988 Property Taxes Collected	765,653.25	Local District School Taxes	.22 140,648.00
Municipal Clerk		1988 Payments in Lieu of Taxes		Regional & Consolidated School Tax	.51 325,707.59
Financial Administration	16,000.00	Delinquent Tax & Lien Collections	18,072.33	School Taxes in Municipal Budget	
Assessment of Taxes	6,000.00	Business Personality Replacement Taxes	32,684.48	County Taxes	.48 * 303,847.27
Collection of Taxes	13,500.00	Taxes from Public Utilities	28,830.00	County Library Taxes	.03 20,946.94
Planning, Housing & Development	15,100.00	Other Miscellaneous Tax Revenues	735,303.37	Local Municipal Purpose Taxes	
Human Resources		State Aid Revenues	8,970.36	Veteran & Senior Citizen Taxes	11,400.00
Elections		Federal Aid Revenues		Total Taxes for Rate Computation	1.24 802,549.80
General Administration (other)	39,200.00	State and Local Fiscal Assistance Act Utilized		Special District Taxes	
JUDICIARY		Sale of Acquired Property		Bank Corp. Taxes	31,665.28
Municipal Courts	12,000.00	Other Miscellaneous Revenues	135,072.34	Added and Omitted Taxes	775.50
PUBLIC SAFETY		Total	1,774,586.18	Total Taxes Levied - ABSTRACT	823,590.58
Fire Protection	47,523.80	Prior Years Surplus Appropriated	480,000.00	Total Taxes Billed	792,916.40
Police Protection	10,000.00	REVENUES TOTAL	2,254,536.18	1988 TAXES COLLECTED	765,653.25
Civil Defense & Disaster Control	1,700.00	Reserve For Uncollected Taxes	70,421.64	1988 Taxes Cancelled, Abated or Adjusted	2.35
Environmental Inspection & Control	6,100.00			Transfer to Tax Title Liens or Foreclosed	
Other Public Safety				Balance Outstanding Dec. 31, 1988	27,260.80
PUBLIC WORKS		CAPITAL OUTLAY TOTAL	12,382.45	PRIOR YEARS TAXES OUTSTANDING	
Streets and Drainage	173,500.00	Public Enterprises		Balance January 1, 1988	18,076.91
Sewers and Sewage Processing	118,500.00	Recreation—Culture	6,382.45	Collected in 1988	18,072.38
Garbage and Trash Disposal		Public Works		Cancelled, Abated or Adjusted 1988	4.53
Public Buildings and Grounds	11,000.00	Buildings and Grounds	6,000.00	Transfers to Tax Title Liens or Foreclosed	
Other Public Works		Library and Education		Balance December 31, 1988	
HEALTH and WELFARE		Conservation		TAX TITLE LIENS OUTSTANDING	
Health Services Except Environmental	4,050.00	All Other		Balance January 1, 1988	
Welfare-Public Assistance	2,300.00			Transfer From Taxes	
Hospitals, Clinics, First Aid	3,000.00	CAPITAL DEBT AUTHORIZED, DECEMBER 31, 1988		Redeemed in 1988	
Animal, Insect, & Rodent Control	1,200.00	ISSUED AND UNISSUED		Cancelled, Abated or Adjusted (1988)	
Other Welfare Services		SCHOOL	663,231	Transfers to Foreclosed Property	
RECREATION and CONSERVATION		Self-liquidating		Balance December 31, 1988	
Beaches and Boardwalks		Other	125,000	PROPERTY ACQUIRED BY DEED OR FORECLOSURE	
Parks, Playgrounds, Shade Trees	65,000.00	Total	788,231	Balance January 1, 1988	
Land Reclamation & Conservation				Transfers From Taxes or Liens	
Other Recreational Services	23,250.00	ISSUED AND OUTSTANDING		Sale for Cash (1988)	
EDUCATION (excluding schools)		School	357,744.87	Cancelled, Abated or Adjusted (1988)	
Libraries		Self-Liquidating		Balance December 31, 1988	
Other Educational Services	165,000.00	Other		CURRENT FINANCES DECEMBER 31, 1988	
STATUTORY EXPENDITURES		Total	357,744.87	ASSETS	
Pensions & F. I. C. A.	15,000.00	EQUALIZED VALUATION BASIS		Cash Dec. 31, 1988	1,590,676.64
Employee Fringe Benefits		FOR NET DEBT COMPUTATION	54,645,147	Taxes Receivable	27,260.80
Other Statutory Expenditures	2,000.00	REAL PROPERTY VALUATIONS		Tax Title Liens	
CETA And Other Public Employment Programs		Code Class # of Parcels % VAL'N		Foreclosed Property	
MUNICIPAL FUNCTIONS TOTAL	800,928.80	1 Vacant Land 50 1.42	478,400.00	Emergencies & Other Deferred Charges	7,000.00
CAPITAL IMPROVEMENTS *MEMO*	50,000.00	2 Residential 267 47.17	15,857,850.00	State and Federal Aid Receivable	
DEBT SERVICE		3 Farm 49.94	16,790,250.00	Other Receivables	245.08
Principal Payments		4a Commercial 51		Total	1,625,182.52
Interest Payments		4b Industrial 4 1.46	491,900.00	LIABILITIES, RESERVES, AND SURPLUS	
		4c Apartments 372	33,618,400.00	Cash Liabilities	609,403.71
DEFERRED CHARGES	9,000.00	Total Land Area .56 Sq. Miles		Reserves for Receivables	27,505.88
SCHOOL, COUNTY, SPECIAL DISTRICT TAXES	791,149.80	Net Valuation Taxable-Municipal	33,708,123	Surplus Dec. 31, 1988	988,272.93
RESERVE FOR UNCOLLECTED TAXES	70,421.64	Net Valuation Taxable-County	57,262,332	Total	1,625,182.52
EXPENDITURES TOTAL	1,671,500.24	State Equalized Valuation	63,520,666		
		State Equalization Ratio	53.00		

Population 1980 53,629
 Population 1988 62,825
 S & P Rating A
 Moody Rating AAA

General Tax Rate Per \$100.

3.61

State Equalized Tax Rate

1.50

BRICK TOWNSHIP - OCEAN COUNTY**Form of Government:****Mayor-Council Plan B (OMCL 50)****Number of Members on Governing Body - 7****PER CAPITA:**

Gross Debt 621.47
 Net Debt 467.55
 Debt Service 56.29
 Total Tax Levy 1,027.46
 Municipal Expenditures 395.33

PER CENT

Gross Debt 1.21
 Net Debt .91
 Tax Levy Collected 95.45
 Tax Levy Cancelled, Abated or Adjusted

EXPENDITURES		REVENUES-REALIZED		1988 PROPERTY TAX	
GENERAL GOVERNMENT				STATE EQUALIZED TAX RATE →	
Governing Body & Public Boards	182,152.00	1988 Property Taxes Collected	61,435,995.57	Local District School Taxes .73	31,968,414.10
Municipal Clerk	199,391.00	1988 Payments in Lieu of Taxes		Regional & Consolidated School Tax	
Financial Administration	193,834.00	Delinquent Tax & Lien Collections	1,761,585.32	School Taxes in Municipal Budget	
Assessment of Taxes	269,373.00	Business Personalty Replacement Taxes	199,357.00	County Taxes .35	* 14,503,471.73
Collection of Taxes	241,152.00	Taxes from Public Utilities	3,101,602.77	County Library Taxes .02	943,336.56
Planning, Housing & Development	403,203.00	Other Miscellaneous Tax Revenues		Local Municipal Purpose Taxes .34	13,942,639.31
Human Resources	172,802.23	State Aid Revenues	623,003.10	Veteran & Senior Citizen Taxes	772,000.00
Elections	3,800.00	Federal Aid Revenues		Total Taxes for Rate Computation 1.49	62,130,361.75
General Administration (other)	1,742,119.00	State and Local Fiscal Assistance Act Utilized		Special District Taxes	1,783,000.00
JUDICIARY		Sale of Acquired Property		Bank Corp. Taxes	132,267.49
Municipal Courts	204,350.95	Other Miscellaneous Revenues		Added and Omitted Taxes	1,276,333.00
PUBLIC SAFETY		Total	69,940,274.02	Total Taxes Levied - ABSTRACT	64,550,462.24
Fire Protection		Prior Years Surplus Appropriated	2,400,000.00	Total Taxes Billed	64,418,194.75
Police Protection	4,346,629.50	REVENUES TOTAL	72,340,274.02	1988 TAXES COLLECTED	61,485,995.57
Civil Defense & Disaster Control	1,500.00	Reserve For Uncollected Taxes	2,192,000.00	1988 Taxes Cancelled, Abated or Adjusted	
Environmental Inspection & Control	462,758.00	CAPITAL OUTLAY TOTAL	2,331,107.46	Transfer to Tax Title Liens or Foreclosed	
Other Public Safety		Public Enterprises		Balance Outstanding Dec. 31, 1988	2,932,199.13
PUBLIC WORKS		Recreation—Culture	515,549.77	PRIOR YEARS TAXES OUTSTANDING	
Streets and Drainage	1,403,952.00	Public Works	1,356,871.30	Balance January 1, 1988	1,847,066.27
Sewers and Sewage Processing	113,470.00	Buildings and Grounds	458,686.39	Collected in 1988	1,667,591.73
Garbage and Trash Disposal	4,519,778.00	Library and Education		Cancelled, Abated or Adjusted 1988	23,935.02
Public Buildings and Grounds	608,168.00	Conservation		Transfers to Tax Title Liens or Foreclosed	
Other Public Works	156,000.00	All Other		Balance December 31, 1988	155,489.47
HEALTH and WELFARE		CAPITAL DEBT AUTHORIZED, DECEMBER 31, 1988		TAX TITLE LIENS OUTSTANDING	
Health Services Except Environmental		ISSUED AND UNISSUED		Balance January 1, 1988	221,722.57
Welfare-Public Assistance	15,000.00	School	9,167,000	Transfer From Taxes	
Hospitals, Clinics, First Aid	33,000.00	Self-liquidating	155,000	Redeemed in 1988	93,994.04
Animal, Insect, & Rodent Control	38,000.00	Other	29,721,850	Cancelled, Abated or Adjusted (1988)	
Other Welfare Services	32,350.00	Total	39,043,850	Transfers to Foreclosed Property	
RECREATION and CONSERVATION		ISSUED AND OUTSTANDING		Balance December 31, 1988	127,723.53
Beaches and Boardwalks	55,624.00	School	9,167,000.00	PROPERTY ACQUIRED BY DEED OR FORECLOSURE	
Parks, Playgrounds, Shade Trees	950.00	Self-Liquidating	155,000.00	Balance January 1, 1988	542,650.00
Land Reclamation & Conservation	193,573.00	Other	23,593,100.00	Transfers From Taxes or Liens	
Other Recreational Services	343,230.00	Total	37,920,100.00	Sale for Cash (1988)	
EDUCATION (excluding schools)		EQUALIZED VALUATION BASIS		Cancelled, Abated or Adjusted (1988)	
Libraries		FOR NET DEBT COMPUTATION	3,226,739.531	Balance December 31, 1988	542,650.00
Other Educational Services		REAL PROPERTY VALUATIONS		CURRENT FINANCES DECEMBER 31, 1988	
STATUTORY EXPENDITURES		Code Class # of Parcels % VAL'N		ASSETS	
Pensions & F. I. C. A.	1,639,437.18	1 Vacant Land 4359 4.09	69,075,450.00	Cash Dec. 31, 1988	14,169,276.73
Employee Fringe Benefits	1,050,500.00	2 Residential 25194 85.16	1,439,378,100.00	Taxes Receivable	3,087,683.65
Other Statutory Expenditures	75,000.00	3 Farm 7 .05	877,800.00	Tax Title Liens	127,728.53
CETA And Other Public Employment Programs		4a Commercial 619 8.98	151,821,100.00	Foreclosed Property	542,650.00
MUNICIPAL FUNCTIONS TOTAL	18,706,211.86	4b Industrial 16 .22	3,710,450.00	Emergencies & Other Deferred Charges	8,000.00
CAPITAL IMPROVEMENTS *MEMO*	270,000.00	4c Apartments 14 1.50	25,420,350.00	State and Federal Aid Receivable	19,266.79
DEBT SERVICE		Total 30209	1,690,233,250.00	Other Receivables	340,044.56
Principal Payments	1,516,595.11	Land Area 26.40 Sq. Miles		Total	18,294,655.26
Interest Payments	2,019,728.48	Net Valuation Taxable-Municipal	1,701,516,254	LIABILITIES, RESERVES, AND SURPLUS	
DEFERRED CHARGES	402,324.49	Net Valuation Taxable-County	3,388,368,801	Cash Liabilities	2,384,794.16
SCHOOL, COUNTY, SPECIAL DISTRICT TAXES	49,198,722.44	State Equalized Valuation	4,089,117,805	Reserves for Receivables	4,098,111.74
RESERVE FOR UNCOLLECTED TAXES	2,192,000.00	State Equalization Ratio	41.45	Surplus Dec. 31, 1988	11,811,749.36
EXPENDITURES TOTAL	74,035,532.38			Total	18,294,655.26

0601
 Population 1980 13,795
 Population 1988 13,744
 S & P Rating
 Moody Rating SAA
 General Tax Rate Per \$100. 5.23
 State Equalized Tax Rate 3.49

BRIDGETON CITY - CUMBERLAND COUNTY
Form of Government:
Mayor-Council Plan A (OMCL 50)
Number of Members on Governing Body - 5

PER CAPITA:
 Gross Debt 387.78
 Net Debt 178.82
 Debt Service 20.81
 Total Tax Levy 459.19
 Municipal Expenditures 515.01
 PER CENT:
 Gross Debt 3.35
 Net Debt 1.55
 Tax Levy Collected 86.30
 Tax Levy Cancelled, Abated or Adjusted .70

EXPENDITURES		REVENUES-REALIZED		1988 PROPERTY TAX	
GENERAL GOVERNMENT				STATE EQUALIZED TAX RATE	
Governing Body & Public Boards	74,663.79	1988 Property Taxes Collected	7,436,412.34	Local District School Taxes	1.21 2,992,504.00
Municipal Clerk	31,920.22	1988 Payments in Lieu of Taxes	24,722.90	Regional & Consolidated School Tax	
Financial Administration	353,517.73	Delinquent Tax & Lien Collections	975,236.51	School Taxes in Municipal Budget	
Assessment of Taxes	33,918.00	Business Personality Replacement Taxes	579,430.76	County Taxes	1.10 * 2,706,367.66
Collection of Taxes	104,023.00	Taxes from Public Utilities	981,039.00	County Library Taxes	
Planning, Housing & Development	115,799.73	Other Miscellaneous Tax Revenues	3,178,746.84	Local Municipal Purpose Taxes	1.17 2,878,000.00
Human Resources	1,107,706.00	State Aid Revenues		Veteran & Senior Citizen Taxes	193,750.00
Elections	6,495.00	Federal Aid Revenues		Total Taxes for Rate Computation	3.48 8,770,621.66
General Administration (other)	971,853.31	State and Local Fiscal Assistance Act Utilized		Special District Taxes	
JUDICIARY		Sale of Acquired Property		Bank Corp. Taxes	2,409.68
Municipal Courts	146,837.36	Other Miscellaneous Revenues	1,404,883.01	Added and Omitted Taxes	27,791.35
PUBLIC SAFETY		Total	14,580,521.36	Total Taxes Levied - ABSTRACT	8,607,072.69
Fire Protection	457,174.00	Prior Years Surplus Appropriated	488,000.00	Total Taxes Billed	8,616,773.14
Police Protection	1,320,332.79	REVENUES TOTAL	15,068,521.36	1988 TAXES COLLECTED	7,436,412.34
Civil Defense & Disaster Control	2,200.00	Reserve For Uncollected Taxes	1,346,947.21	1988 Taxes Cancelled, Abated or Adjusted	60,462.35
Environmental Inspection & Control	143,141.00	CAPITAL OUTLAY TOTAL	229,765.07	Transfer to Tax Title Liens or Foreclosed	187,438.43
Other Public Safety				Balance Outstanding Dec. 31, 1988	932,460.02
PUBLIC WORKS				PRIOR YEARS TAXES OUTSTANDING	
Streets and Drainage	934,047.24	Public Enterprises		Balance January 1, 1988	751,359.69
Sewers and Sewage Processing		Recreation—Culture		Collected in 1988	712,976.44
Garbage and Trash Disposal	260,168.04	Public Works	100,561.55	Cancelled, Abated or Adjusted 1988	
Public Buildings and Grounds	255,636.00	Buildings and Grounds	129,203.52	Transfers to Tax Title Liens or Foreclosed	5,328.71
Other Public Works		Library and Education		Balance December 31, 1988	33,054.54
HEALTH and WELFARE		Conservation		TAX TITLE LIENS OUTSTANDING	
Health Services Except Environmental	377,452.53	All Other		Balance January 1, 1988	848,861.93
Welfare-Public Assistance	59,966.90	CAPITAL DEBT AUTHORIZED, DECEMBER 31, 1988		Transfer From Taxes	191,247.15
Hospitals, Clinics, First Aid		ISSUED AND UNISSUED		Redeemed in 1988	262,260.07
Animal, Insect, & Rodent Control		School	3,608,000	Cancelled, Abated or Adjusted (1988)	
Other Welfare Services		Self-liquidating	457,000	Transfers to Foreclosed Property	17,558.49
RECREATION and CONSERVATION		Other	3,203,525	Balance December 31, 1988	760,290.52
Beaches and Boardwalks		Total	7,268,525	PROPERTY ACQUIRED BY DEED OR FORECLOSURE	
Parks, Playgrounds, Shade Trees	2,830.00			Balance January 1, 1988	1,795,154.33
Land Reclamation & Conservation	8,752.74	ISSUED AND OUTSTANDING		Transfers From Taxes or Liens	19,995.67
Other Recreational Services	239,536.14	School	3,608,000.00	Sale for Cash (1988)	12,550.00
EDUCATION (excluding schools)		Self-Liquidating	457,000.00	Cancelled, Abated or Adjusted (1988)	61,250.00
Libraries	146,833.63	Other	2,805,250.00	Balance December 31, 1988	1,741,350.00
Other Educational Services	3,700.00	Total	6,870,250.00	CURRENT FINANCES DECEMBER 31, 1988	
STATUTORY EXPENDITURES		EQUALIZED VALUATION BASIS		ASSETS	
Pensions & F. I. C. A.	479,573.30	FOR NET DEBT COMPUTATION	216,323,573	Cash Dec. 31, 1988	2,905,497.98
Employee Fringe Benefits		REAL PROPERTY VALUATIONS		Taxes Receivable	965,514.56
Other Statutory Expenditures		Code Class # of Parcels % VAL'N	ASSESSED VALUATION	Tax Title Liens	760,290.52
CETA And Other Public Employment Programs		1 Vacant Land 1049 2.09	3,351,800.00	Foreclosed Property	1,741,350.00
MUNICIPAL FUNCTIONS TOTAL	7,715,658.50	2 Residential 4563 65.40	104,878,600.00	Emergencies & Other Deferred Charges	69,961.73
CAPITAL IMPROVEMENTS *MEMO*	10,000.00	3 Farm 15 .14	214,400.00	State and Federal Aid Receivable	458,610.11
DEBT SERVICE		4a Commercial 436 16.22	26,006,270.00	Other Receivables	1,601,391.82
Principal Payments	223,416.31	4b Industrial 54 12.25	19,642,620.00	Total	8,502,616.72
Interest Payments	166,619.00	4c Apartments 35 3.91	6,270,400.00	LIABILITIES, RESERVES, AND SURPLUS	
		Total 6203	160,364,090.00	Cash Liabilities	1,880,592.98
DEFERRED CHARGES	200,624.35	Land Area 6.50 Sq. Miles		Reserves for Receivables	5,033,509.25
SCHOOL, COUNTY, SPECIAL DISTRICT TAXES	5,698,871.66	Net Valuation Taxable-Municipal	164,292,973	Surplus Dec. 31, 1988	1,588,514.49
RESERVE FOR UNCOLLECTED TAXES	1,346,947.21	Net Valuation Taxable-County	239,487,678	Total	8,502,616.72
EXPENDITURES TOTAL	15,352,137.03	State Equalized Valuation	244,499,075		
		State Equalization Ratio	66.66		

1806

Population 1980 29,175
 Population 1988 30,247
 S & P Rating AA-
 Moody Rating AA

General Tax Rate Per \$100.

2.08

State Equalized Tax Rate

1.52

BRIDGEWATER TOWNSHIP - SOMERSET CO.

Form of Government:

Mayor-Council Plan E (OMCL 50)

Number of Members on Governing Body - 5

PER CAPITA

Gross Debt 1,887.66
 Net Debt 776.24
 Debt Service 54.93
 Total Tax Levy 1,463.42
 Municipal Expenditures 477.61

PER CENT

Gross Debt 2.46
 Net Debt 1.01
 Tax Levy Collected 97.34
 Tax Levy Cancelled, Abated or Adjusted .05

EXPENDITURES		REVENUES-REALIZED		1988 PROPERTY TAX	
GENERAL GOVERNMENT				STATE EQUALIZED TAX RATE →	
Governing Body & Public Boards	57,527.00	1988 Property Taxes Collected	45,103,203.36	Local District School Taxes	
Municipal Clerk	123,717.00	1988 Payments in Lieu of Taxes		Regional & Consolidated School Tax	.97 27,831,455.91
Financial Administration	153,502.00	Delinquent Tax & Lien Collections	1,371,165.34	School Taxes in Municipal Budget	
Assessment of Taxes	77,014.00	Business Personalty Replacement Taxes	2,033,808.93	County Taxes	.42 12,075,783.40
Collection of Taxes	135,457.00	Taxes from Public Utilities	3,039,319.00	County Library Taxes	.02 713,156.40
Planning, Housing & Development	139,276.00	Other Miscellaneous Tax Revenues		Local Municipal Purpose Taxes	.10 2,932,530.39
Human Resources	84,445.76	State Aid Revenues	317,210.36	Veteran & Senior Citizen Taxes	
Elections	9,675.00	Federal Aid Revenues		Total Taxes for Rate Computation	1.51 43,765,026.60
General Administration (other)	2,493,573.00	State and Local Fiscal Assistance Act Utilized	1,804.00	Special District Taxes	
JUDICIARY		Sale of Acquired Property		Bank Corp. Taxes	94,146.04
Municipal Courts	150,739.00	Other Miscellaneous Revenues	4,499,226.93	Added and Omitted Taxes	64,390.17
PUBLIC SAFETY		Total	56,420,737.37	Total Taxes Levied - ABSTRACT	44,415,309.04
Fire Protection	360,721.40	Prior Years Surplus Appropriated	1,370,000.00	Total Taxes Billed	46,339,340.68
Police Protection	2,549,719.20	REVENUES TOTAL	57,790,737.37	1988 TAXES COLLECTED	45,103,203.36
Civil Defense & Disaster Control	9,150.00	Reserve For Uncollected Taxes	1,693,000.00	1988 Taxes Cancelled, Abated or Adjusted	24,024.21
Environmental Inspection & Control	146,631.00			Transfer to Tax Title Liens or Foreclosed	123,754.49
Other Public Safety		CAPITAL OUTLAY TOTAL	2,646,835.35	Balance Outstanding Dec. 31, 1988	1,083,353.12
PUBLIC WORKS				PRIOR YEARS TAXES OUTSTANDING	
Streets and Drainage	1,367,447.00	Public Enterprises	270,978.74	Balance January 1, 1988	1,349,317.69
Sewers and Sewage Processing		Recreation—Culture	72,238.01	Collected in 1988	1,309,931.23
Garbage and Trash Disposal		Public Works	1,500,198.25	Cancelled, Abated or Adjusted 1988	9,434.92
Public Buildings and Grounds	219,838.00	Buildings and Grounds	303,370.35	Transfers to Tax Title Liens or Foreclosed	7,357.30
Other Public Works		Library and Education		Balance December 31, 1988	23,094.24
HEALTH and WELFARE		Conservation		TAX TITLE LIENS OUTSTANDING	
Health Services Except Environmental	133,365.00	All Other		Balance January 1, 1988	281,621.28
Welfare-Public Assistance	46,722.00			Transfer From Taxes	131,271.26
Hospitals, Clinics, First Aid	5,000.00	CAPITAL DEBT AUTHORIZED, DECEMBER 31, 1988		Redeemed in 1988	61,234.11
Animal, Insect, & Rodent Control	34,100.00	ISSUED AND UNISSUED		Cancelled, Abated or Adjusted (1988)	
Other Welfare Services		School	25,544,140	Transfers to Foreclosed Property	
RECREATION and CONSERVATION		Self-liquidating	6,620,500	Balance December 31, 1988	351,653.43
Beaches and Boardwalks		Other	24,931,274	PROPERTY ACQUIRED BY DEED OR FORECLOSURE	
Parks, Playgrounds, Shade Trees	525,861.00	Total	57,095,914	Balance January 1, 1988	360,671.00
Land Reclamation & Conservation	206,999.00	ISSUED AND OUTSTANDING		Transfers From Taxes or Liens	
Other Recreational Services		School	1,575,344.16	Sale for Cash (1988)	
EDUCATION (excluding schools)		Self-Liquidating	4,550,000.00	Cancelled, Abated or Adjusted (1988)	
Libraries	70,400.00	Other	14,402,000.00	Balance December 31, 1988	360,671.00
Other Educational Services		Total	20,527,344.16	CURRENT FINANCES DECEMBER 31, 1988	
STATUTORY EXPENDITURES		EQUALIZED VALUATION BASIS		ASSETS	
Pensions & F. I. C. A.	331,435.00	FOR NET DEBT COMPUTATION	2,319,417,767	Cash Dec. 31, 1988	10,133,266.60
Employee Fringe Benefits	294,200.00	REAL PROPERTY VALUATIONS		Taxes Receivable	1,106,452.36
Other Statutory Expenditures		Code Class # of Parcels % VAL'N		Tax Title Liens	351,653.43
CETA And Other Public Employment Programs		1 Vacant Land 1751 4.90	102,099,100.00	Foreclosed Property	360,671.00
MUNICIPAL FUNCTIONS TOTAL	10,731,514.36	2 Residential 9645 62.51	1,303,237,500.00	Emergencies & Other Deferred Charges	106,232.93
CAPITAL IMPROVEMENTS *MEMO*	145,000.00	3 Farm 95 .43	9,044,615.00	State and Federal Aid Receivable	12,001.06
DEBT SERVICE		4a Commercial 260 13.73	391,529,321.00	Other Receivables	92,266.95
Principal Payments	335,000.00	4b Industrial 56 13.05	272,144,500.00	Total	12,223,549.38
Interest Payments	326,329.00	4c Apartments 17 .32	6,775,100.00	LIABILITIES, RESERVES, AND SURPLUS	
DEFERRED CHARGES	360,564.50	Total 11325	2,034,330,137.00	Cash Liabilities	5,068,592.47
SCHOOL, COUNTY, SPECIAL DISTRICT TAXES	41,324,241.94	Land Area 32.30 Sq. Miles		Reserves for Receivables	1,374,257.17
RESERVE FOR UNCOLLECTED TAXES	1,693,000.00	Net Valuation Taxable-Municipal	2,094,100,379	Surplus Dec. 31, 1988	5,280,639.74
EXPENDITURES TOTAL	55,770,649.30	Net Valuation Taxable-County	2,553,943,554	Total	12,223,549.33
		State Equalized Valuation	2,861,295,553		
		State Equalization Ratio	73.10		

1308

Population 1980 4,063
 Population 1988 4,561
 S & P Rating
 Moody Rating

General Tax Rate Per \$100.

State Equalized Tax Rate

2.54

1.43

BRIELLE BOROUGH – MONMOUTH COUNTY**Form of Government:****Borough Council****Number of Members on Governing Body – 6****PER CAPITA:**

Gross Debt 934.89
 Net Debt 316.62
 Debt Service 54.69
 Total Tax Levy 1,439.39
 Municipal Expenditures 670.51

PER CENT:

Gross Debt 1.17
 Net Debt .39
 Tax Levy Collected 95.74
 Tax Levy Cancelled, Abated or Adjusted .13

EXPENDITURES		REVENUES-REALIZED		1988 PROPERTY TAX	
GENERAL GOVERNMENT		STATE EQUALIZED TAX RATE		Local District School Taxes	
Governing Body & Public Boards		1988 Property Taxes Collected	6,271,622.47	.64	2,914,725.00
Municipal Clerk		1988 Payments in Lieu of Taxes			
Financial Administration	13,670.00	Delinquent Tax & Lien Collections	151,087.42		
Assessment of Taxes	19,970.00	Business Personalty Replacement Taxes	35,274.52		
Collection of Taxes	22,150.00	Taxes from Public Utilities	236,920.00		
Planning, Housing & Development	37,700.00	Other Miscellaneous Tax Revenues			
Human Resources	28,275.98	State Aid Revenues	47,152.33		
Elections		Federal Aid Revenues			
General Administration (other)	307,500.10	State and Local Fiscal Assistance Act Utilized	1,463.28		
JUDICIARY		Sale of Acquired Property			
Municipal Courts	33,634.90	Other Miscellaneous Revenues			
PUBLIC SAFETY		Total	7,100,975.30		
Fire Protection	55,070.16	Prior Years Surplus Appropriated	637,800.00		
Police Protection	749,632.56	REVENUES TOTAL	7,738,775.30		
Civil Defense & Disaster Control	24,600.00	Reserve For Uncollected Taxes	457,347.70		
Environmental Inspection & Control	23,460.00				
Other Public Safety		CAPITAL OUTLAY TOTAL	193,395.10		
PUBLIC WORKS		Public Enterprises			
Streets and Drainage	230,153.10	Recreation—Culture			
Sewers and Sewage Processing		Public Works	112,716.25		
Garbage and Trash Disposal	250,000.00	Buildings and Grounds			
Public Buildings and Grounds	53,900.00	Library and Education	80,678.35		
Other Public Works		Conservation			
HEALTH and WELFARE		All Other			
Health Services Except Environmental	22,137.00				
Welfare-Public Assistance	6,105.00	CAPITAL DEBT AUTHORIZED, DECEMBER 31, 1988			
Hospitals, Clinics, First Aid		ISSUED AND UNISSUED GROSS DEBT			
Animal, Insect, & Rodent Control	2,000.00	School	318,400		
Other Welfare Services		Self-liquidating	2,501,499		
RECREATION and CONSERVATION		Other	1,444,126		
Beaches and Boardwalks		Total	4,264,025		
Parks, Playgrounds, Shade Trees	7,355.00				
Land Reclamation & Conservation	59,750.00	ISSUED AND OUTSTANDING			
Other Recreational Services	12,300.00	School	318,400.00		
EDUCATION (excluding schools)		Self-Liquidating	2,500,549.00		
Libraries	47,400.00	Other	1,037,036.23		
Other Educational Services	350.00	Total	3,906,035.23		
STATUTORY EXPENDITURES		EQUALIZED VALUATION BASIS			
Pensions & F. I. C. A.	196,596.00	FOR NET DEBT COMPUTATION	365,939,501		
Employee Fringe Benefits	87,500.00	REAL PROPERTY VALUATIONS			
Other Statutory Expenditures		Code Class # of Parcels % VAL'N			
CETA And Other Public Employment Programs		1 Vacant Land 198 2.31	5,902,600.00		
MUNICIPAL FUNCTIONS TOTAL	2,301,319.80	2 Residential 1709 84.13	215,296,300.00		
CAPITAL IMPROVEMENTS *MEMO*	20,000.00	3 Farm			
DEBT SERVICE		4a Commercial 83 10.30	27,629,000.00		
Principal Payments	204,950.00	4b Industrial			
Interest Payments	44,472.50	4c Apartments 2 2.71	6,926,000.00		
		Total 1992	255,754,400.00		
DEFERRED CHARGES	47,591.46	Land Area 1.65 Sq. Miles			
SCHOOL, COUNTY, SPECIAL DISTRICT TAXES	4,563,615.63	Net Valuation Taxable-Municipal	256,238,632		
RESERVE FOR UNCOLLECTED TAXES	457,347.70	Net Valuation Taxable-County	380,173,421		
EXPENDITURES TOTAL	7,621,797.09	State Equalized Valuation	456,293,179		
		State Equalization Ratio	56.11		
				1988 PROPERTY TAX	
				STATE EQUALIZED TAX RATE	
				Local District School Taxes	.64
				Regional & Consolidated School Tax	
				School Taxes in Municipal Budget	
				County Taxes	.35
				County Library Taxes	.01
				Local Municipal Purpose Taxes	.42
				Veteran & Senior Citizen Taxes	
				Total Taxes for Rate Computation	1.42
				Special District Taxes	
				Bank Corp. Taxes	15,123.19
				Added and Omitted Taxes	49,940.18
				Total Taxes Levied - ABSTRACT	6,565,076.00
				Total Taxes Billed	6,550,793.82
				1988 TAXES COLLECTED	6,271,622.47
				1988 Taxes Cancelled, Abated or Adjusted	8,307.36
				Transfer to Tax Title Liens or Foreclosed	1,172.10
				Balance Outstanding Dec. 31, 1988	269,696.89
				PRIOR YEARS TAXES OUTSTANDING	
				Balance January 1, 1988	136,465.49
				Collected in 1988	136,465.49
				Cancelled, Abated or Adjusted 1988	
				Transfers to Tax Title Liens or Foreclosed	
				Balance December 31, 1988	
				TAX TITLE LIENS OUTSTANDING	
				Balance January 1, 1988	27,573.76
				Transfer From Taxes	1,172.10
				Redeemed in 1988	14,621.93
				Cancelled, Abated or Adjusted (1988)	
				Transfers to Foreclosed Property	9,457.61
				Balance December 31, 1988	4,666.32
				PROPERTY ACQUIRED BY DEED OR FORECLOSURE	
				Balance January 1, 1988	10,100.00
				Transfers From Taxes or Liens	9,457.61
				Sale for Cash (1988)	
				Cancelled, Abated or Adjusted (1988)	
				Balance December 31, 1988	19,557.61
				CURRENT FINANCES DECEMBER 31, 1988	
				ASSETS	
				Cash Dec. 31, 1988	2,402,664.42
				Taxes Receivable	269,696.89
				Tax Title Liens	4,666.32
				Foreclosed Property	19,557.61
				Emergencies & Other Deferred Charges	37,325.76
				State and Federal Aid Receivable	
				Other Receivables	3,448.55
				Total	2,737,359.55
				LIABILITIES, RESERVES, AND SURPLUS	
				Cash Liabilities	1,724,275.37
				Reserves for Receivables	297,369.37
				Surplus Dec. 31, 1988	715,714.81
				Total	2,737,359.55

0103

Population 1980 8,318
 Population 1988 10,565
 S & P Rating
 Moody Rating AAA

General Tax Rate Per \$100.

1.77

State Equalized Tax Rate

1.65

BRIGANTINE CITY - ATLANTIC COUNTY

Form of Government:

Commission (1911)

Number of Members on Governing Body - 3

PER CAPITA:

Gross Debt 2,385.17
 Net Debt 1,066.36
 Debt Service 192.89
 Total Tax Levy 1,554.19
 Municipal Expenditures 987.93

PER CENT:

Gross Debt 3.03
 Net Debt 1.36
 Tax Levy Collected 93.74
 Tax Levy Cancelled, Abated or Adjusted 2.9

EXPENDITURES		REVENUES-REALIZED		1988 PROPERTY TAX	
GENERAL GOVERNMENT				STATE EQUALIZED TAX RATE	
Governing Body & Public Boards	65,871.00	1988 Property Taxes Collected	15,387,371.00	Local District School Taxes	.41 3,885,155.00
Municipal Clerk		1988 Payments in Lieu of Taxes		Regional & Consolidated School Tax	
Financial Administration	95,750.00	Delinquent Tax & Lien Collections	324,087.00	School Taxes in Municipal Budget	.06 568,322.00
Assessment of Taxes	64,556.00	Business Personalty Replacement Taxes	28,362.00	County Taxes	.43 * 3,995,911.39
Collection of Taxes	78,151.00	Taxes from Public Utilities	537,725.00	County Library Taxes	.03 276,661.27
Planning, Housing & Development	14,417.00	Other Miscellaneous Tax Revenues		Local Municipal Purpose Taxes	.73 6,311,032.00
Human Resources	237,769.00	State Aid Revenues	157,176.00	Veteran & Senior Citizen Taxes	
Elections	5,000.00	Federal Aid Revenues		Total Taxes for Rate Computation	1.06 15,649,231.66
General Administration (other)	934,074.00	State and Local Fiscal Assistance Act Utilized		Special District Taxes	
JUDICIARY		Sale of Acquired Property		Bank Corp. Taxes	9,503.00
Municipal Courts	70,740.00	Other Miscellaneous Revenues	1,616,282.00	Added and Omitted Taxes	873,385.00
PUBLIC SAFETY		Total	18,551,003.00	Total Taxes Levied - ABSTRACT	16,419,969.66
Fire Protection	968,783.00	Prior Years Surplus Appropriated	697,000.00	Total Taxes Billed	16,414,090.00
Police Protection	1,176,285.00	REVENUES TOTAL	19,248,003.00	1988 TAXES COLLECTED	15,387,371.00
Civil Defense & Disaster Control	43,188.00	Reserve For Uncollected Taxes	1,343,432.00	1988 Taxes Cancelled, Abated or Adjusted	47,107.00
Environmental Inspection & Control	171,531.00	CAPITAL OUTLAY TOTAL	3,023,234.00	Transfer to Tax Title Liens or Foreclosed	13.00
Other Public Safety				Balance Outstanding Dec. 31, 1988	979,594.00
PUBLIC WORKS				PRIOR YEARS TAXES OUTSTANDING	
Streets and Drainage	531,022.00	Public Enterprises	1,532,667.00	Balance January 1, 1988	320,353.00
Sewers and Sewage Processing	21,336.00	Recreation—Culture		Collected in 1988	747,472.00
Garbage and Trash Disposal	792,077.00	Public Works	1,215,135.00	Cancelled, Abated or Adjusted 1988	
Public Buildings and Grounds	224,256.00	Buildings and Grounds	275,382.00	Transfers to Tax Title Liens or Foreclosed	67,119.00
Other Public Works		Library and Education		Balance December 31, 1988	5,767.00
HEALTH and WELFARE		Conservation		TAX TITLE LIENS OUTSTANDING	
Health Services Except Environmental		All Other		Balance January 1, 1988	17,014.00
Welfare-Public Assistance	17,400.00	CAPITAL DEBT AUTHORIZED, DECEMBER 31, 1988		Transfer From Taxes	76,052.00
Hospitals, Clinics, First Aid		ISSUED AND UNISSUED GROSS DEBT		Redeemed in 1988	76,515.00
Animal, Insect, & Rodent Control	13,000.00	School	6,881,533	Cancelled, Abated or Adjusted (1988)	
Other Welfare Services		Self-liquidating	7,051,373	Transfers to Foreclosed Property	
RECREATION and CONSERVATION		Other	11,266,091	Balance December 31, 1988	16,451.00
Beaches and Boardwalks	220,799.00	Total	25,199,497	PROPERTY ACQUIRED BY DEED OR FORECLOSURE	
Parks, Playgrounds, Shade Trees	37,921.00	ISSUED AND OUTSTANDING		Balance January 1, 1988	1,151,423.00
Land Reclamation & Conservation	1,975.00	School	6,881,533.00	Transfers From Taxes or Liens	
Other Recreational Services		Self-liquidating	6,877,691.00	Sale for Cash (1988)	342,561.00
EDUCATION (excluding schools)		Other	10,300,253.00	Cancelled, Abated or Adjusted (1988)	
Libraries		Total	24,059,477.00	Balance December 31, 1988	308,362.00
Other Educational Services		EQUALIZED VALUATION BASIS		CURRENT FINANCES DECEMBER 31, 1988	
STATUTORY EXPENDITURES		FOR NET DEBT COMPUTATION	831,296,894	ASSETS	
Pensions & F. I. C. A.	591,576.00	REAL PROPERTY VALUATIONS		Cash Dec. 31, 1988	3,608,739.00
Employee Fringe Benefits	352,610.00	Code Class # of Parcels % VAL'N		Taxes Receivable	985,361.00
Other Statutory Expenditures	3,000.00	1 Vacant Land 1202 5.90	51,431,500.00	Tax Title Liens	16,451.00
CETA And Other Public Employment Programs		2 Residential 6623 87.94	766,844,100.00	Foreclosed Property	308,362.00
MUNICIPAL FUNCTIONS TOTAL	6,738,207.00	3 Farm		Emergencies & Other Deferred Charges	133,065.00
CAPITAL IMPROVEMENTS *MEMO*		4a Commercial 131 5.62	43,991,900.00	State and Federal Aid Receivable	84,986.00
DEBT SERVICE		4b Industrial		Other Receivables	3,201.00
Principal Payments	666,388.00	4c Apartments 16 .55	4,790,000.00	Total	5,140,665.00
Interest Payments	1,265,895.00	Total	872,057,500.00	LIABILITIES, RESERVES, AND SURPLUS	
TYPE I SCHL DEBT *MEMO	655,964.00	Land Area 6.39 Sq. Miles		Cash Liabilities	1,414,988.00
DEFERRED CHARGES	423,519.00	Net Valuation Taxable-Municipal	877,014,954	Reserves for Receivables	1,313,875.00
SCHOOL, COUNTY, SPECIAL DISTRICT TAXES	8,726,049.66	Net Valuation Taxable-County	855,699,549	Surplus Dec. 31, 1988	2,411,302.00
RESERVE FOR UNCOLLECTED TAXES	1,343,482.00	State Equalized Valuation	938,537,906	Total	5,140,665.00
EXPENDITURES TOTAL	19,163,540.66	State Equalization Ratio	93.41		

1987/3000

* ABOVE DEBT SERVICE INCLUDES TYPE I SCHOOL DEBT

131

*Includes County Health Service Taxes or County Vocational School Taxes. See Table 13.

0407
Population 1980 2,133
Population 1988 2,079
S & P Rating
Moody Rating 3AA

General Tax Rate Per \$100. 5.63
State Equalized Tax Rate 2.92

BROOKLAWN BOROUGH - CAMDEN CO.
Form of Government:
Borough Council
Number of Members on Governing Body - 6

PER CAPITA:
Gross Debt 911.26
Net Debt 586.41
Debt Service 19.59
Total Tax Levy 744.94
Municipal Expenditures 541.52
PER CENT:
Gross Debt 3.85
Net Debt 2.48
Tax Levy Collected 94.39
Tax Levy Cancelled, Abated or Adjusted .14

EXPENDITURES		REVENUES-REALIZED		1988 PROPERTY TAX	
GENERAL GOVERNMENT				STATE EQUALIZED TAX RATE	
Governing Body & Public Boards	6,712.95	1988 Property Taxes Collected	1,461,790.79	Local District School Taxes	1.05 556,182.00
Municipal Clerk	25,236.90	1988 Payments in Lieu of Taxes		Regional & Consolidated School Tax	
Financial Administration	35,007.95	Delinquent Tax & Lien Collections	53,414.65	School Taxes in Municipal Budget	
Assessment of Taxes	4,918.13	Business Personalty Replacement Taxes	23,528.64	County Taxes	.96 510,184.00
Collection of Taxes	28,930.07	Taxes from Public Utilities	142,896.00	County Library Taxes	.03 13,397.00
Planning, Housing & Development	20,000.00	Other Miscellaneous Tax Revenues		Local Municipal Purpose Taxes	.88 468,000.00
Human Resources	3,167.17	State Aid Revenues	85,197.22	Veteran & Senior Citizen Taxes	
Elections	2,032.22	Federal Aid Revenues		Total Taxes for Rate Computation	2.92 1,593,413.00
General Administration (other)	123,266.47	State and Local Fiscal Assistance Act Utilized		Special District Taxes	
JUDICIARY		Sole of Acquired Property	331,214.85	Bank Corp. Taxes	971.89
Municipal Courts	33,349.27	Other Miscellaneous Revenues	2,103,042.15	Added and Omitted Taxes	
PUBLIC SAFETY		Total	2,233,042.15	Total Taxes Levied - ABSTRACT	1,548,734.89
Fire Protection	18,933.44	Prior Years Surplus Appropriated	125,000.00	Total Taxes Billed	1,548,634.58
Police Protection	163,990.21	REVENUES TOTAL	2,233,042.15	1988 TAXES COLLECTED	1,461,790.79
Civil Defense & Disaster Control	25.00	Reserve For Uncollected Taxes	92,053.17	1988 Taxes Cancelled, Abated or Adjusted	2,216.37
Environmental Inspection & Control	14,107.99			Transfer to Tax Title Liens or Foreclosed	4,250.00
Other Public Safety		CAPITAL OUTLAY TOTAL	250,416.08	Balance Outstanding Dec. 31, 1988	80,377.42
PUBLIC WORKS				PRIOR YEARS TAXES OUTSTANDING	
Streets and Drainage	91,133.91	Public Enterprises	222,576.66	Balance January 1, 1988	82,928.72
Sewers and Sewage Processing	86,670.65	Recreation—Culture		Collected in 1988	56,855.12
Gorbage and Trash Disposal	136,000.00	Public Works	22,124.42	Cancelled, Abated or Adjusted 1988	
Public Buildings and Grounds	2,876.04	Buildings and Grounds	5,715.00	Transfers to Tax Title Liens or Foreclosed	
Other Public Works	6,764.45	Library and Education		Balance December 31, 1988	26,073.60
HEALTH and WELFARE		Conservation		TAX TITLE LIENS OUTSTANDING	
Health Services Except Environmental	745.00	All Other		Balance January 1, 1988	22,133.87
Welfare Public Assistance	650.00			Transfer From Taxes	4,250.00
Hospitals, Clinics, First Aid		CAPITAL DEBT AUTHORIZED, DECEMBER 31, 1988		Redeemed in 1988	1,559.53
Animal, Insect, & Radent Control		ISSUED AND UNISSUED GROSS DEBT NET DEBT		Cancelled, Abated or Adjusted (1988)	
Other Welfare Services		School		Transfers to Foreclosed Property	
RECREATION and CONSERVATION		Self-liquidating	1,529,113	Balance December 31, 1988	24,824.34
Beaches and Boardwalks		Other	365,402	PROPERTY ACQUIRED BY DEED OR FORECLOSURE	
Parks, Playgrounds, Shade Trees	302.54	Total	1,894,515	Balance January 1, 1988	94,975.00
Land Reclamation & Conservation	30,230.00	ISSUED AND OUTSTANDING		Transfers From Taxes or Liens	
Other Recreational Services	6,335.13	School		Sole for Cash (1988)	
EDUCATION (excluding schools)		Self-liquidating	1,444,317.19	Cancelled, Abated or Adjusted (1988)	
Libraries		Other	259,902.00	Balance December 31, 1988	94,975.00
Other Educational Services		Total	1,704,219.19	CURRENT FINANCES DECEMBER 31, 1988	
STATUTORY EXPENDITURES		EQUALIZED VALUATION BASIS FOR NET DEBT COMPUTATION	49,184,906	ASSETS	
Pensions & F. I. C. A.	33,452.40	REAL PROPERTY VALUATIONS		Cash Dec. 31, 1988	592,289.37
Employee Fringe Benefits	37,000.00	Code Class # of Parcels % VAL'N		Taxes Receivable	106,451.02
Other Statutory Expenditures	1,000.00	1 Vacant Land 54 1.43	385,700.00	Tax Title Liens	24,824.34
CETA And Other Public Employment Programs		2 Residential 649 56.21	17,801,850.00	Foreclosed Property	94,975.00
MUNICIPAL FUNCTIONS TOTAL	933,657.94	3 Form		Emergencies & Other Deferred Charges	99,412.64
CAPITAL IMPROVEMENTS *MEMO*	8,100.00	4a Commercial 53 28.90	7,771,750.00	State and Federal Aid Receivable	38,000.00
DEBT SERVICE		4b Industrial 5 1.44	386,000.00	Other Receivables	86,725.63
Principal Payments	22,132.42	4c Apartments 5 2.02	542,200.00	Total	1,042,678.00
Interest Payments	13,598.16	Total 771	26,387,500.00	LIABILITIES, RESERVES, AND SURPLUS	
DEFERRED CHARGES	59,377.41	Land Area .49 Sq. Miles		Cash Liabilities	450,263.65
SCHOOL, COUNTY, SPECIAL DISTRICT TAXES	1,079,763.00	Net Valuation Taxable-Municipal	27,250,294	Reserves for Receivables	298,271.59
RESERVE FOR UNCOLLECTED TAXES	92,053.17	Net Valuation Taxable-County	49,436,124	Surplus Dec. 31, 1988	294,142.76
EXPENDITURES TOTAL	2,205,592.10	State Equalized Valuation	52,734,239	Total	1,042,678.00
		State Equalization Ratio	51.34		

0104

Population 1980 3,642
 Population 1988 3,741
 S & P Rating
 Moody Rating

General Tax Rate Per \$100

2.67

State Equalized Tax Rate

2.51

BUENA BOROUGH - ATLANTIC COUNTY

Form of Government:

Borough Council

Number of Members on Governing Body - 6

PER CAPITA

Gross Debt 671.32
 Net Debt 556.93
 Debt Service 33.78
 Total Tax Levy 637.39
 Municipal Expenditures 493.76

PER CENT

Gross Debt 2.86
 Net Debt 2.37
 Tax Levy Collected 92.31
 Tax Levy Cancelled, Abated or Adjusted .04

EXPENDITURES		REVENUES-REALIZED		1988 PROPERTY TAX	
GENERAL GOVERNMENT				STATE EQUALIZED TAX RATE	
Governing Body & Public Boards	29,000.00	1988 Property Taxes Collected	2,376,236.42	Local District School Taxes	
Municipal Clerk	16,492.00	1988 Payments in Lieu of Taxes	873.43	Regional & Consolidated School Tax	1.15
Financial Administration	51,533.00	Delinquent Tax & Lien Collections	159,999.47	School Taxes in Municipal Budget	
Assessment of Taxes	37,265.12	Business Personalty Replacement Taxes	45,562.20	County Taxes	.46 *
Collection of Taxes	13,602.00	Taxes from Public Utilities	288,824.39	County Library Taxes	.03
Planning, Housing & Development	164,654.27	Other Miscellaneous Tax Revenues		Local Municipal Purpose Taxes	.36
Human Resources	32,000.00	State Aid Revenues	220,496.74	Veteran & Senior Citizen Taxes	
Elections		Federal Aid Revenues	142,853.00	Total Taxes for Rate Computation	2.50
General Administration (other)	193,123.40	State and Local Fiscal Assistance Act Utilized	298.00	Special District Taxes	
JUDICIARY		Sale of Acquired Property		Bank Corp. Taxes	
Municipal Courts	35,925.00	Other Miscellaneous Revenues	298,302.05	Added and Omitted Taxes	
PUBLIC SAFETY		Total	3,533,945.70	Total Taxes Levied - ABSTRACT	
Fire Protection		Prior Years Surplus Appropriated		Total Taxes Billed	
Police Protection	234,907.74	REVENUES TOTAL	3,533,945.70	1988 TAXES COLLECTED	
Civil Defense & Disaster Control	1,100.00	Reserve For Uncollected Taxes	163,940.98	1988 Taxes Cancelled, Abated or Adjusted	
Environmental Inspection & Control	300.00	CAPITAL OUTLAY TOTAL	1,239,836.53	Transfer to Tax Title Liens or Foreclosed	
Other Public Safety	53,140.00	Public Enterprises		Balance Outstanding Dec. 31, 1988	
PUBLIC WORKS		Recreation—Culture		PRIOR YEARS TAXES OUTSTANDING	
Streets and Drainage	165,563.76	Public Works	1,045,456.36	Balance January 1 1988	
Sewers and Sewage Processing		Buildings and Grounds	194,380.17	Collected in 1988	
Garbage and Trash Disposal	201,841.73	Library and Education		Cancelled, Abated or Adjusted 1988	
Public Buildings and Grounds	28,143.00	Conservation		Transfers to Tax Title Liens or Foreclosed	
Other Public Works	8,725.00	All Other		Balance December 31, 1988	
HEALTH and WELFARE		CAPITAL DEBT AUTHORIZED, DECEMBER 31, 1988		TAX TITLE LIENS OUTSTANDING	
Health Services Except Environmental		ISSUED AND UNISSUED		Balance January 1, 1988	
Welfare-Public Assistance	11,300.00	School	427,931	Transfer From Taxes	
Hospitals, Clinics, First Aid		Self-liquidating		Redeemed in 1988	
Animal, Insect, & Rodent Control	4,000.00	Other	2,083,457	Cancelled, Abated or Adjusted (1988)	
Other Welfare Services		Total	2,511,389	Transfers to Foreclosed Property	
RECREATION and CONSERVATION		ISSUED AND OUTSTANDING		Balance December 31, 1988	
Beaches and Boardwalks		School	427,931.76	PROPERTY ACQUIRED BY DEED OR FORECLOSURE	
Parks, Playgrounds, Shade Trees		Self-Liquidating		Balance January 1, 1988	
Land Reclamation & Conservation		Other	2,052,143.22	Transfers From Taxes or Liens	
Other Recreational Services	500.00	Total	2,430,074.98	Sale for Cash (1988)	
EDUCATION (excluding schools)		EQUALIZED VALUATION BASIS		Cancelled, Abated or Adjusted (1988)	
Libraries		FOR NET DEBT COMPUTATION	37,894,710	Balance December 31, 1988	
Other Educational Services		REAL PROPERTY VALUATIONS		CURRENT FINANCES DECEMBER 31, 1988	
STATUTORY EXPENDITURES		Code Class # of Parcels % VAL'N ASSESSED VALUATION		ASSETS	
Pensions & F. I. C. A.	64,449.17	1 Vacant Land 249 2.15 1,904,700.00		Cash Dec. 31, 1988	
Employee Fringe Benefits	56,060.00	2 Residential 1049 62.79 55,750,800.00		Taxes Receivable	
Other Statutory Expenditures		3 Farm 263 9.51 3,449,700.00		Tax Title Liens	
CETA And Other Public Employment Programs		4a Commercial 110 15.13 13,434,300.00		Foreclosed Property	
MUNICIPAL FUNCTIONS TOTAL	1,403,635.24	4b Industrial 7 8.26 7,331,700.00		Emergencies & Other Deferred Charges	
CAPITAL IMPROVEMENTS *MEMO*	25,000.00	4c Apartments 4 2.16 1,917,000.00		State and Federal Aid Receivable	
DEBT SERVICE		Total 1632 38,783,200.00		Other Receivables	
Principal Payments	74,337.10	Land Area 7.40 Sq. Miles		Total	
Interest Payments	51,963.95	Net Valuation Taxable-Municipal	90,901,643	LIABILITIES, RESERVES, AND SURPLUS	
DEFERRED CHARGES	148,169.49	Net Valuation Taxable-County	93,788,313	Cash Liabilities	
SCHOOL, COUNTY, SPECIAL DISTRICT TAXES	1,730,093.43	State Equalized Valuation	95,669,572	Reserves for Receivables	
RESERVE FOR UNCOLLECTED TAXES	163,940.93	State Equalization Ratio	93.90	Surplus Dec. 31, 1988	
EXPENDITURES TOTAL	3,577,245.24			Total	

0105

Population 1980 6,959
 Population 1988 7,585
 S & P Rating
 Moody Rating

General Tax Rate Per \$100.

4.56

State Equalized Tax Rate

1.53

BUENA VISTA TOWNSHIP - ATLANTIC CO.

Form of Government:

Township Committee

Number of Members on Governing Body - 5

PER CAPITA:

Gross Debt 107.33

Net Debt

Debt Service

Total Tax Levy 424.43

Municipal Expenditures 249.52

PER CENT:

Gross Debt .49

Net Debt

Tax Levy Collected 85.73

Tax Levy Cancelled, Abated

or Adjusted .06

EXPENDITURES		REVENUES-REALIZED		1988 PROPERTY TAX	
GENERAL GOVERNMENT				STATE EQUALIZED TAX RATE	
Governing Body & Public Boards		1988 Property Taxes Collected	2,811,172.27	Local District School Taxes	
Municipal Clerk		1988 Payments in Lieu of Taxes		Regional & Consolidated School Tax	1.08
Financial Administration	30,800.00	Delinquent Tax & Lien Collections	313,326.58	School Taxes in Municipal Budget	
Assessment of Taxes	488,000.00	Business Personalty Replacement Taxes	45,571.32	County Taxes	.44 *
Collection of Taxes	59,150.00	Taxes from Public Utilities	452,134.00	County Library Taxes	.03
Planning, Housing & Development	17,700.00	Other Miscellaneous Tax Revenues		Local Municipal Purpose Taxes	.03
Human Resources	14,500.00	State Aid Revenues	44,343.97	Veteran & Senior Citizen Taxes	
Elections	5,000.00	Federal Aid Revenues		Total Taxes for Rate Computation	1.58
General Administration (other)	235,000.00	State and Local Fiscal Assistance Act Utilized	8,105.81	Special District Taxes	
JUDICIARY		Sale of Acquired Property		Bank Corp. Taxes	65.20
Municipal Courts	36,000.00	Other Miscellaneous Revenues	235,685.55	Added and Omitted Taxes	21,916.67
PUBLIC SAFETY		Total	3,910,339.50	Total Taxes Levied - ABSTRACT	3,219,301.67
Fire Protection	25,000.00	Prior Years Surplus Appropriated	315,000.00	Total Taxes Billed	3,279,236.47
Police Protection	17,400.00	REVENUES TOTAL	4,225,339.50	1988 TAXES COLLECTED	2,811,172.27
Civil Defense & Disaster Control	500.00	Reserve For Uncollected Taxes	423,246.06	1988 Taxes Cancelled, Abated or Adjusted	2,069.10
Environmental Inspection & Control				Transfer to Tax Title Liens or Foreclosed	
Other Public Safety		CAPITAL OUTLAY TOTAL		Balance Outstanding Dec. 31, 1988	465,995.10
PUBLIC WORKS				PRIOR YEARS TAXES OUTSTANDING	
Streets and Drainage	230,000.00	Public Enterprises		Balance January 1, 1988	278,532.18
Sewers and Sewage Processing	118,000.00	Recreation—Culture		Collected in 1988	249,290.91
Garbage and Trash Disposal	42,000.00	Public Works		Cancelled, Abated or Adjusted 1988	13.77
Public Buildings and Grounds	38,000.00	Buildings and Grounds		Transfers to Tax Title Liens or Foreclosed	29,227.50
Other Public Works		Library and Education		Balance December 31, 1988	
HEALTH and WELFARE		Conservation		TAX TITLE LIENS OUTSTANDING	
Health Services Except Environmental	11,850.34	All Other		Balance January 1, 1988	905,469.33
Welfare-Public Assistance	14,500.00	CAPITAL DEBT AUTHORIZED, DECEMBER 31, 1988		Transfer From Taxes	29,227.50
Hospitals, Clinics, First Aid		ISSUED AND UNISSUED GROSS DEBT		Redeemed in 1988	64,035.67
Animal, Insect, & Rodent Control	6,000.00	School	814,068	Cancelled, Abated or Adjusted (1988)	
Other Welfare Services		Self-liquidating		Transfers to Foreclosed Property	
RECREATION and CONSERVATION		Other		Balance December 31, 1988	870,661.16
Beaches and Boardwalks		Total	814,068	PROPERTY ACQUIRED BY DEED OR	
Parks, Playgrounds, Shade Trees	25,000.00	ISSUED AND OUTSTANDING		FORECLOSURE	
Land Reclamation & Conservation		School		Balance January 1, 1988	906,627.24
Other Recreational Services		Self-Liquidating		Transfers From Taxes or Liens	
EDUCATION (excluding schools)		Other		Sale for Cash (1988)	
Libraries		Total		Cancelled, Abated or Adjusted (1988)	
Other Educational Services		EQUALIZED VALUATION BASIS		Balance December 31, 1988	906,627.24
STATUTORY EXPENDITURES		FOR NET DEBT COMPUTATION	167,204,912	CURRENT FINANCES DECEMBER 31, 1988	
Pensions & F. I. C. A.	51,000.00	REAL PROPERTY VALUATIONS		ASSETS	
Employee Fringe Benefits		Code Class # of Parcels % VAL'N		Cash Dec. 31, 1988	1,076,047.61
Other Statutory Expenditures	4,000.00	1 Vacant Land 5865 19.00	12,309,330.00	Taxes Receivable	465,995.10
CETA And Other Public Employment Programs		2 Residential 1824 58.53	37,923,645.00	Tax Title Liens	870,661.16
MUNICIPAL FUNCTIONS TOTAL	1,469,400.34	3 Farm 538 11.98	7,761,591.00	Foreclosed Property	906,627.24
CAPITAL IMPROVEMENTS *MEMO*		4a Commercial 106 7.68	4,977,750.00	Emergencies & Other Deferred Charges	466,300.00
DEBT SERVICE		4b Industrial 11 2.81	1,820,820.00	State and Federal Aid Receivable	
Principal Payments		4c Apartments		Other Receivables	15,088.67
Interest Payments		Total 8344	64,793,136.00	Total	3,800,719.78
DEFERRED CHARGES		Land Area 41.83 Sq. Miles		LIABILITIES, RESERVES, AND SURPLUS	
SCHOOL, COUNTY, SPECIAL DISTRICT TAXES	3,137,319.80	Net Valuation Taxable-Municipal	65,530,718	Cash Liabilities	1,187,735.14
RESERVE FOR UNCOLLECTED TAXES	423,246.06	Net Valuation Taxable-County	173,349,509	Reserves for Receivables	2,258,064.62
EXPENDITURES TOTAL	5,029,966.20	State Equalized Valuation	187,515,143	Surplus Dec. 31, 1988	354,920.02
		State Equalization Ratio	34.69	Total	3,800,719.78

0305

Population 1980 10,246
 Population 1988 10,266
 S & P Rating
 Moody Rating A1

General Tax Rate Per \$100.

State Equalized Tax Rate

3.43

1.64

BURLINGTON CITY – BURLINGTON COUNTY**Form of Government:****Special Charter (P.L. 1851 c. 149)****Number of Members on Governing Body – 12**

PER CAPITA:

Gross Debt 341.43
 Net Debt 195.95
 Debt Service 13.36
 Total Tax Levy 515.17
 Municipal Expenditures 861.61

PER CENT

Gross Debt 1.22
 Net Debt .70
 Tax Levy Collected 94.63
 Tax Levy Cancelled, Abated or Adjusted .01

EXPENDITURES		REVENUES-REALIZED		1988 PROPERTY TAX	
GENERAL GOVERNMENT		STATE EQUALIZED TAX RATE		Local District School Taxes	
Governing Body & Public Boards		1988 Property Taxes Collected	5,004,441.51	1.03	3,302,000.00
Municipal Clerk		1988 Payments in Lieu of Taxes			
Financial Administration	144,300.00	Delinquent Tax & Lien Collections	420,031.66		97,000.00
Assessment of Taxes	37,500.00	Business Personalty Replacement Taxes	131,446.63	.03	1,755,906.70
Collection of Taxes	162,300.00	Taxes from Public Utilities	6,628,559.00	.55	99,636.29
Planning, Housing & Development	129,300.00	Other Miscellaneous Tax Revenues		.03	160,499.00
Human Resources	1,000.00	State Aid Revenues	124,166.18		5,415,041.99
Elections		Federal Aid Revenues			
General Administration (other)	1,233,400.00	State and Local Fiscal Assistance Act Utilized			
JUDICIARY		Sale of Acquired Property	757,253.66		3,673.78
Municipal Courts	83,600.00	Other Miscellaneous Revenues	13,065,893.69		30,521.46
PUBLIC SAFETY		Total	14,421,908.69		5,288,738.23
Fire Protection	208,000.00	Prior Years Surplus Appropriated	1,356,010.00		5,285,716.40
Police Protection	1,810,445.00	REVENUES	640,000.00		5,004,441.51
Civil Defense & Disaster Control	2,500.00	Reserve For Uncollected Taxes	1,225,669.90		688.87
Environmental Inspection & Control	131,400.00	CAPITAL OUTLAY			4,250.06
Other Public Safety		TOTAL			276,335.96
PUBLIC WORKS		Public Enterprises		PRIOR YEARS TAXES OUTSTANDING	
Streets and Drainage	599,500.00	Recreation—Culture		Balance January 1, 1988	
Sewers and Sewage Processing		Public Works		Collected in 1988	
Garbage and Trash Disposal	327,000.00	Buildings and Grounds		Cancelled, Abated or Adjusted 1988	
Public Buildings and Grounds	213,700.00	Library and Education		Transfers to Tax Title Liens or Foreclosed	
Other Public Works	692,900.00	Conservation		Balance December 31, 1988	
HEALTH and WELFARE		All Other		TAX TITLE LIENS OUTSTANDING	
Health Services Except Environmental	77,300.00	CAPITAL DEBT AUTHORIZED, DECEMBER 31, 1988		Balance January 1, 1988	
Welfare-Public Assistance	149,700.00	ISSUED AND UNISSUED		Transfer From Taxes	
Hospitals, Clinics, First Aid		GROSS DEBT		Redeemed in 1988	
Animal, Insect, & Rabent Control		School 1,369,000		Cancelled, Abated or Adjusted (1988)	
Other Welfare Services		Self-Liquidating 235,000		Transfers to Foreclosed Property	
RECREATION and CONSERVATION		Other 1,901,650		Balance December 31, 1988	
Beaches and Boardwalks		Total 3,505,650		PROPERTY ACQUIRED BY DEED OR FORECLOSURE	
Parks, Playgrounds, Shade Trees	226,200.00	ISSUED AND OUTSTANDING		Balance January 1, 1988	
Land Reclamation & Conservation		School 1,369,000.00		Transfers From Taxes or Liens	
Other Recreational Services	54,300.00	Self-Liquidating 110,000.00		Sale for Cash (1988)	
EDUCATION (excluding schools)		Other 1,479,000.00		Cancelled, Abated or Adjusted (1988)	
Libraries	35,000.00	EQUALIZED VALUATION BASIS		Balance December 31, 1988	
Other Educational Services		FOR NET DEBT COMPUTATION		CURRENT FINANCES DECEMBER 31, 1988	
STATUTORY EXPENDITURES		REAL PROPERTY VALUATIONS		ASSETS	
Pensions & F. I. C. A.	640,000.54	Code Class # of Parcels % VAL'N		Cash Dec. 31, 1988	
Employee Fringe Benefits	578,400.00	1 Vacant Land 343 1.76		Taxes Receivable	
Other Statutory Expenditures	40,000.00	2 Residential 2993 62.39		Tax Title Liens	
CETA And Other Public Employment Programs		3 Farm 4 .03		Foreclosed Property	
MUNICIPAL FUNCTIONS		4a Commercial 352 23.55		Emergencies & Other Deferred Charges	
CAPITAL IMPROVEMENTS		4b Industrial 18 9.93		State and Federal Aid Receivable	
DEBT SERVICE		4c Apartments 12 2.33		Other Receivables	
Principal Payments	75,000.00	Total 3722		Total	
Interest Payments	67,256.00	Land Area 3.44 Sq. Miles		LIABILITIES, RESERVES, AND SURPLUS	
TYPE I SCHL DEBT *MEMO		Net Valuation Taxable-Municipal		Cash Liabilities	
DEFERRED CHARGES		Net Valuation Taxable-County		Reserves for Receivables	
SCHOOL, COUNTY, SPECIAL DISTRICT TAXES		State Equalized Valuation		Surplus Dec. 31, 1988	
RESERVE FOR UNCOLLECTED TAXES		State Equalization Ratio		Total	
EXPENDITURES					

0306

Population 1980 11,527
 Population 1988 11,347
 S & P Rating
 Moody Rating 3AA1

General Tax Rate Per \$100. 2.58
 State Equalized Tax Rate 2.04

BURLINGTON TWP. - BURLINGTON CO.**Form of Government:****Mayor-Council Plan E (OMCL 50)****Number of Members on Governing Body - 7**

PER CAPITA:		PER CENT:	
Gross Debt	1,012.44	Gross Debt	2.70
Net Debt	512.37	Net Debt	1.37
Debt Service	76.63	Tax Levy Collected	92.50
Total Tax Levy	892.44	Tax Levy Cancelled, Abated or Adjusted	1.75
Municipal Expenditures	685.91		

EXPENDITURES		REVENUES-REALIZED		1988 PROPERTY TAX	
GENERAL GOVERNMENT				STATE EQUALIZED TAX RATE	
Governing Body & Public Boards	261,333.00	1988 Property Taxes Collected		Local District School Taxes	1.16 5,776,643.00
Municipal Clerk		1988 Payments in Lieu of Taxes		Regional & Consolidated School Tax	
Financial Administration	96,544.84	Delinquent Tax & Lien Collections		School Taxes in Municipal Budget	
Assessment of Taxes	75,230.00	Business Personalty Replacement Taxes		County Taxes	.55 2,743,538.05
Collection of Taxes	91,468.00	Taxes from Public Utilities		County Library Taxes	.03 156,196.38
Planning, Housing & Development	75,630.00	Other Miscellaneous Tax Revenues		Local Municipal Purpose Taxes	.30 1,499,556.00
Human Resources	40,625.00	State Aid Revenues		Veteran & Senior Citizen Taxes	82,325.00
Elections		Federal Aid Revenues		Total Taxes for Rate Computation	2.04 10,258,258.43
General Administration (other)	969,639.00	State and Local Fiscal Assistance Act Utilized		Special District Taxes	
JUDICIARY		Sale of Acquired Property		Bank Corp. Taxes	7,630.57
Municipal Courts	35,335.00	Other Miscellaneous Revenues		Added and Omitted Taxes	389,131.98
PUBLIC SAFETY		Prior Years Surplus Appropriated		Total Taxes Levied - ABSTRACT	10,572,695.98
Fire Protection	284,354.76	REVENUES TOTAL		Total Taxes Billed	10,566,093.85
Police Protection	1,777,923.92	Reserve For Uncollected Taxes		1988 TAXES COLLECTED	9,773,611.95
Civil Defense & Disaster Control	1,000.00	CAPITAL OUTLAY TOTAL		1988 Taxes Cancelled, Abated or Adjusted	185,092.28
Environmental Inspection & Control	164,753.00	Public Enterprises		Transfer to Tax Title Liens or Foreclosed	1,148.55
Other Public Safety		Recreation—Culture		Balance Outstanding Dec. 31, 1988	606,241.07
PUBLIC WORKS		Public Works		PRIOR YEARS TAXES OUTSTANDING	
Streets and Drainage	676,220.00	Buildings and Grounds		Balance January 1, 1988	990,649.16
Sewers and Sewage Processing	12,000.00	Library and Education		Collected in 1988	809,366.32
Garbage and Trash Disposal	319,500.00	Conservation		Cancelled, Abated or Adjusted 1988	121,906.40
Public Buildings and Grounds	277,250.00	All Other		Transfers to Tax Title Liens or Foreclosed	
Other Public Works	142,894.00	CAPITAL DEBT AUTHORIZED, DECEMBER 31, 1988		Balance December 31, 1988	59,376.44
HEALTH and WELFARE		ISSUED AND UNISSUED GROSS DEBT NET DEBT		TAX TITLE LIENS OUTSTANDING	
Health Services Except Environmental		School 941,000		Balance January 1, 1988	7,156.71
Welfare-Public Assistance	15,000.00	Self-liquidating 4,983,318		Transfer From Taxes	
Hospitals, Clinics, First Aid		Other 6,070,102		Redeemed in 1988	
Animal, Insect, & Rodent Control		Total 11,994,420		Cancelled, Abated or Adjusted (1988)	
Other Welfare Services	22,620.00	ISSUED AND OUTSTANDING		Transfers to Foreclosed Property	7,156.71
RECREATION and CONSERVATION		School 941,000.00		Balance December 31, 1988	
Beaches and Boardwalks		Self-Liquidating 2,099,000.00		PROPERTY ACQUIRED BY DEED OR FORECLOSURE	
Parks, Playgrounds, Shade Trees	33,350.00	Other 5,334,000.00		Balance January 1, 1988	403,495.24
Land Reclamation & Conservation	2,300.00	Total 8,374,000.00		Transfers From Taxes or Liens	8,305.26
Other Recreational Services	208,334.00	EQUALIZED VALUATION BASIS		Sale for Cash (1988)	
EDUCATION (excluding schools)		FOR NET DEBT COMPUTATION		Cancelled, Abated or Adjusted (1988)	
Libraries	1,250.00	REAL PROPERTY VALUATIONS		Balance December 31, 1988	411,800.50
Other Educational Services		Code Class # of Parcels % VAL'N ASSESSED VALUATION		CURRENT FINANCES DECEMBER 31, 1988	
STATUTORY EXPENDITURES		1 Vacant Land 518 7.53 29,492,154.00		ASSETS	
Pensions & F. I. C. A.	583,165.05	2 Residential 2671 41.92 164,069,000.00		Cash Dec. 31, 1988	3,001,313.73
Employee Fringe Benefits	337,000.00	3 Farm 126 1.16 4,557,460.00		Taxes Receivable	665,617.51
Other Statutory Expenditures	16,000.00	4a Commercial 149 24.37 95,403,098.00		Tax Title Liens	
CETA And Other Public Employment Programs		4b Industrial 45 17.64 69,038,320.00		Foreclosed Property	411,800.50
MUNICIPAL FUNCTIONS		4c Apartments 13 7.37 28,864,200.00		Emergencies & Other Deferred Charges	
CAPITAL IMPROVEMENTS		Total 3522 391,424,232.00		State and Federal Aid Receivable	
DEBT SERVICE		Land Area 14.20 Sq. Miles		Other Receivables	113,071.46
Principal Payments	475,000.00	Net Valuation Taxable-Municipal		LIABILITIES, RESERVES, AND SURPLUS	
Interest Payments	432,334.38	Net Valuation Taxable-County		Cash Liabilities	1,456,141.97
DEFERRED CHARGES		State Equalized Valuation		Reserves for Receivables	1,190,489.47
SCHOOL, COUNTY, SPECIAL DISTRICT TAXES	21,119.95	State Equalization Ratio		Surplus Dec. 31, 1988	1,545,171.76
RESERVE FOR UNCOLLECTED TAXES	8,676,377.43			Total	4,191,803.20
EXPENDITURES					
TOTAL	16,802,351.33				

1403
Population 1980 7,616
Population 1988 7,195
S & P Rating B33+
Moody Rating A

General Tax Rate Per \$100. 2.73
State Equalized Tax Rate 1.31

BUTLER BOROUGH - MORRIS COUNTY
Form of Government:
Borough Council
Number of Members on Governing Body - 6

PER CAPITA
Gross Debt 1,204.33
Net Debt 463.23
Debt Service 65.79
Total Tax Levy 1,090.50
Municipal Expenditures 703.94
PER CENT
Gross Debt 2.47
Net Debt .95
Tax Levy Collected 97.93
Tax Levy Cancelled, Abated or Adjusted .05

EXPENDITURES		REVENUES-REALIZED		1988 PROPERTY TAX	
GENERAL GOVERNMENT				STATE EQUALIZED TAX RATE	
Governing Body & Public Boards	10,662.00	1988 Property Taxes Collected		Local District School Taxes	1.18 5,045,613.50
Municipal Clerk		1988 Payments in Lieu of Taxes		Regional & Consolidated School Tax	
Financial Administration		Delinquent Tax & Lien Collections		School Taxes in Municipal Budget	
Assessment of Taxes	25,254.00	Business Personalty Replacement Taxes		County Taxes	.23 985,245.60
Collection of Taxes	32,419.00	Taxes from Public Utilities		County Library Taxes	.01 23,200.31
Planning, Housing & Development	82,956.00	Other Miscellaneous Tax Revenues		Local Municipal Purpose Taxes	.40 1,703,321.00
Human Resources	37,604.66	State Aid Revenues		Veteran & Senior Citizen Taxes	
Elections		Federal Aid Revenues		Total Taxes for Rate Computation	1.32 7,830,935.41
General Administration (other)	339,903.00	State and Local Fiscal Assistance Act Utilized		Special District Taxes	
JUDICIARY		Sale of Acquired Property		Bank Corp. Taxes	
Municipal Courts	39,391.00	Other Miscellaneous Revenues		Added and Omitted Taxes	
PUBLIC SAFETY		Total		Total Taxes Levied - ABSTRACT	7,846,139.71
Fire Protection	84,050.00	Prior Years Surplus Appropriated		Total Taxes Billed	7,831,336.62
Police Protection	804,602.40	REVENUES TOTAL		1988 TAXES COLLECTED	7,669,223.89
Civil Defense & Disaster Control	3,105.00	Reserve For Uncollected Taxes		1988 Taxes Cancelled, Abated or Adjusted	3,633.63
Environmental Inspection & Control	43,247.00	CAPITAL OUTLAY TOTAL		Transfer to Tax Title Liens or Foreclosed	
Other Public Safety		Public Enterprises		Balance Outstanding Dec. 31, 1988	153,474.10
PUBLIC WORKS		Recreation—Culture		PRIOR YEARS TAXES OUTSTANDING	
Streets and Drainage	240,425.00	Public Works		Balance January 1, 1988	137,991.22
Sewers and Sewage Processing	1,383,724.00	Buildings and Grounds		Collected in 1988	120,812.31
Gorbage and Trash Disposal	702,000.00	Library and Education		Cancelled, Abated or Adjusted 1988	
Public Buildings and Grounds	65,210.00	Conservation		Transfers to Tax Title Liens or Foreclosed	
Other Public Works		All Other		Balance December 31, 1988	17,178.41
HEALTH and WELFARE		CAPITAL DEBT AUTHORIZED, DECEMBER 31, 1988		TAX TITLE LIENS OUTSTANDING	
Health Services Except Environmental	46,834.00	ISSUED AND UNISSUED GROSS DEBT NET DEBT		Balance January 1, 1988	
Welfare-Public Assistance	2,550.00	School 233,000		Transfer From Taxes	
Hospitals, Clinics, First Aid		Self-liquidating 5,048,378		Redeemed in 1988	
Animal, Insect, & Rodent Control		Other 3,333,299		Cancelled, Abated or Adjusted (1988)	
Other Welfare Services		Total 3,665,177		Transfers to Foreclosed Property	
RECREATION and CONSERVATION		ISSUED AND OUTSTANDING		Balance December 31, 1988	
Beaches and Boardwalks		School 233,000.00		PROPERTY ACQUIRED BY DEED OR FORECLOSURE	
Parks, Playgrounds, Shade Trees	1,500.00	Self-Liquidating 4,930,950.00		Balance January 1, 1988	17,000.00
Land Reclamation & Conservation	5,435.17	Other		Transfers From Taxes or Liens	
Other Recreational Services	40,299.00	Total 5,213,950.00		Sale for Cash (1988)	
EDUCATION (excluding schools)		EQUALIZED VALUATION BASIS		Cancelled, Abated or Adjusted (1988)	
Libraries	61,632.00	FOR NET DEBT COMPUTATION		Balance December 31, 1988	17,000.00
Other Educational Services	5,238.00	REAL PROPERTY VALUATIONS		CURRENT FINANCES DECEMBER 31, 1988	
STATUTORY EXPENDITURES		Code Class # of Parcels % VAL'N ASSESSED VALUATION		ASSETS	
Pensions & F. I. C. A.	170,315.00	1 Vacant Land 132 2.18 6,183,500.00		Cash Dec. 31, 1988	1,023,072.00
Employee Fringe Benefits	140,539.00	2 Residential 1935 76.09 215,875,500.00		Taxes Receivable	175,652.31
Other Statutory Expenditures		3 Farm		Tax Title Liens	
CETA And Other Public Employment Programs		4a Commercial 121 12.13 34,409,300.00		Foreclosed Property	17,000.00
MUNICIPAL FUNCTIONS TOTAL	4,369,545.23	4b Industrial 24 6.42 13,209,200.00		Emergencies & Other Deferred Charges	23,239.42
CAPITAL IMPROVEMENTS *MEMO*	22,806.00	4c Apartments 14 3.19 9,037,000.00		State and Federal Aid Receivable	3,043.57
DEBT SERVICE		Total 2276 233,714,600.00		Other Receivables	162,453.91
Principal Payments	275,000.00	Land Area 1.97 Sq. Miles		Total	1,410,066.41
Interest Payments	198,335.74	Net Valuation Taxable-Municipal		LIABILITIES, RESERVES, AND SURPLUS	
DEFERRED CHARGES	39,241.00	Net Valuation Taxable-County		Cash Liabilities	594,668.40
SCHOOL, COUNTY, SPECIAL DISTRICT TAXES	6,055,054.41	State Equalized Valuation		Reserves for Receivables	355,106.42
RESERVE FOR UNCOLLECTED TAXES	218,642.00	State Equalization Ratio		Surplus Dec. 31, 1988	460,291.59
EXPENDITURES TOTAL	11,155,879.33			Total	1,410,066.41

1904

Population 1980 7,502
 Population 1988 7,974
 S & P Rating
 Moody Rating

General Tax Rate Per \$100.

2.72

State Equalized Tax Rate

1.76

BYRAM TOWNSHIP - SUSSEX COUNTY

Form of Government:

Council-Manager Plan B (OMCL 50)

Number of Members on Governing Body - 5

PER CAPITA:

Gross Debt 454.36
 Net Debt 46.40
 Debt Service 15.89
 Total Tax Levy 1,008.24
 Municipal Expenditures 345.43

PER CENT:

Gross Debt .99
 Net Debt .10
 Tax Levy Collected 95.98
 Tax Levy Cancelled, Abated or Adjusted .02

EXPENDITURES		REVENUES-REALIZED		1988 PROPERTY TAX	
GENERAL GOVERNMENT		1988 Property Taxes Collected		STATE EQUALIZED TAX RATE	
Governing Body & Public Boards		1988 Payments in Lieu of Taxes	7,725,293.77	Local District School Taxes	.54 2,436,603.00
Municipal Clerk	59,122.52	Delinquent Tax & Lien Collections	257,266.17	Regional & Consolidated School Tax	.42 1,876,481.16
Financial Administration	42,434.11	Business Personalty Replacement Taxes	31,666.60	School Taxes in Municipal Budget	
Assessment of Taxes	73,359.17	Taxes from Public Utilities	330,865.00	County Taxes	.42 1,902,503.92
Collection of Taxes	51,013.31	Other Miscellaneous Tax Revenues		County Library Taxes	.03 138,528.42
Planning, Housing & Development	45,219.00	State Aid Revenues	114,162.08	Local Municipal Purpose Taxes	.35 1,593,892.14
Human Resources	5,604.55	Federal Aid Revenues	4,388.26	Veteran & Senior Citizen Taxes	
Elections	390,808.31	State and Local Fiscal Assistance Act Utilized		Total Taxes for Rate Computation	1.76 7,990,608.64
General Administration (other)		Sale of Acquired Property	417,024.75	Special District Taxes	
JUDICIARY		Other Miscellaneous Revenues	8,880,666.63	Bank Corp. Taxes	8,905.29
Municipal Courts	40,919.65	Total	9,152,072.15	Added and Omitted Taxes	82,807.21
PUBLIC SAFETY		Prior Years Surplus Appropriated	271,405.52	Total Taxes Levied - ABSTRACT	8,039,721.14
Fire Protection	55,751.44	REVENUES	9,152,072.15	Total Taxes Billed	8,048,506.73
Police Protection	552,339.15	Reserve For Uncollected Taxes	307,585.88	1988 TAXES COLLECTED	7,725,293.77
Civil Defense & Disaster Control	3,433.61	CAPITAL OUTLAY	414,640.75	1988 Taxes Cancelled, Abated or Adjusted	1,633.84
Environmental Inspection & Control	49,177.40	Total	414,640.75	Transfer to Tax Title Liens or Foreclosed	36,953.92
Other Public Safety				Balance Outstanding Dec. 31, 1988	284,625.20
PUBLIC WORKS				PRIOR YEARS TAXES OUTSTANDING	
Streets and Drainage	378,171.35	Public Enterprises		Balance January 1, 1988	281,066.95
Sewers and Sewage Processing		Recreation—Culture		Collected in 1988	251,391.15
Garbage and Trash Disposal	4,350.00	Public Works		Cancelled, Abated or Adjusted 1988	
Public Buildings and Grounds	20,857.04	Buildings and Grounds	414,640.75	Transfers to Tax Title Liens or Foreclosed	28,947.90
Other Public Works	25,243.62	Library and Education		Balance December 31, 1988	727.90
HEALTH and WELFARE		Conservation		TAX TITLE LIENS OUTSTANDING	
Health Services Except Environmental	33,574.34	All Other		Balance January 1, 1988	44,119.60
Welfare-Public Assistance	479.00	CAPITAL DEBT AUTHORIZED, DECEMBER 31, 1988		Transfer From Taxes	65,901.82
Hospitals, Clinics, First Aid		ISSUED AND UNISSUED		Redeemed in 1988	5,875.02
Animal, Insect, & Rodent Control	4,562.18	GROSS DEBT	3,253,106	Cancelled, Abated or Adjusted (1988)	
Other Welfare Services		School		Transfers to Foreclosed Property	
RECREATION and CONSERVATION		Self-liquidating	370,000	Balance December 31, 1988	104,146.40
Beaches and Boardwalks		Other	370,000	PROPERTY ACQUIRED BY DEED OR	
Parks, Playgrounds, Shade Trees	17,430.00	Total	3,623,106	FORECLOSURE	
Land Reclamation & Conservation	14,337.80	ISSUED AND OUTSTANDING		Balance January 1, 1988	293,100.00
Other Recreational Services	11,125.90	School	3,253,106.35	Transfers From Taxes or Liens	
EDUCATION (excluding schools)		Self-liquidating		Sale for Cash (1988)	
Libraries		Other	370,000.00	Cancelled, Abated or Adjusted (1988)	
Other Educational Services		Total	3,623,106.35	Balance December 31, 1988	293,100.00
STATUTORY EXPENDITURES		EQUALIZED VALUATION BASIS		CURRENT FINANCES DECEMBER 31, 1988	
Pensions & F. I. C. A.	172,710.52	FOR NET DEBT COMPUTATION	367,020,542	ASSETS	
Employee Fringe Benefits	145,752.61	REAL PROPERTY VALUATIONS		Cash Dec. 31, 1988	1,260,965.72
Other Statutory Expenditures		Code Class # of Parcels % VAL'N		Taxes Receivable	285,353.10
CETA And Other Public Employment Programs		1 Vacant Land 930 6.90	20,114,400.00	Tax Title Liens	104,146.40
MUNICIPAL FUNCTIONS		2 Residential 2737 85.13	248,200,300.00	Foreclosed Property	293,100.00
CAPITAL IMPROVEMENTS	224,9026.58	3 Farm 93 .99	2,866,900.00	Emergencies & Other Deferred Charges	115,873.33
DEBT SERVICE		4a Commercial 91 6.35	18,501,100.00	State and Federal Aid Receivable	19,453.99
Principal Payments	90,000.00	4b Industrial 10 .54	1,576,200.00	Other Receivables	4,517.75
Interest Payments	36,631.00	4c Apartments 2 .11	310,200.00	Total	2,083,410.29
DEFERRED CHARGES	71,175.00	Total 3913	291,569,100.00	LIABILITIES, RESERVES, AND SURPLUS	
SCHOOL, COUNTY, SPECIAL DISTRICT TAXES	6,354,116.50	Land Area 20.60 Sq. Miles		Cash Liabilities	1,098,703.87
RESERVE FOR UNCOLLECTED TAXES	307,585.88	Net Valuation Taxable-Municipal	292,856,600	Reserves for Receivables	687,117.25
EXPENDITURES	9,103,534.96	Net Valuation Taxable-County	378,758,087	Surplus Dec. 31, 1988	297,589.17
TOTAL		State Equalized Valuation	451,100,983	Total	2,083,410.29
		State Equalization Ratio	64.82		

0703

Population 1980 7,624
 Population 1988 7,626
 S & P Rating
 Moody Rating

General Tax Rate Per \$100.

8.16

State Equalized Tax Rate

1.95

CALDWELL BORO. - TWP. - ESSEX COUNTY**Form of Government:****Borough Council****Number of Members on Governing Body - 6****PER CAPITA:**

Gross Debt 4,071.11
 Net Debt 372.88
 Debt Service 53.64
 Total Tax Levy 1,184.93
 Municipal Expenditures 587.92

PER CENT:

Gross Debt 13.01
 Net Debt 1.19
 Tax Levy Collected 98.45
 Tax Levy Cancelled, Abated or Adjusted

EXPENDITURES		REVENUES-REALIZED		1988 PROPERTY TAX	
GENERAL GOVERNMENT				STATE EQUALIZED TAX RATE → .34	
Governing Body & Public Boards	5,000.00	1988 Property Taxes Collected		Local District School Taxes	3,887,152.11
Municipal Clerk		1988 Payments in Lieu of Taxes		Regional & Consolidated School Tax	
Financial Administration	76,002.11	Delinquent Tax & Lien Collections		School Taxes in Municipal Budget	
Assessment of Taxes	24,722.00	Business Personalty Replacement Taxes		County Taxes	3,033,037.49
Collection of Taxes	31,540.85	Taxes from Public Utilities		County Library Taxes	
Planning, Housing & Development	5,345.00	Other Miscellaneous Tax Revenues		Local Municipal Purpose Taxes	2,031,835.00
Human Resources	17,925.00	State Aid Revenues		Veteran & Senior Citizen Taxes	45,600.00
Elections	2,251.00	Federal Aid Revenues		Total Taxes for Rate Computation	8,997,624.60
General Administration (other)	357,519.00	State and Local Fiscal Assistance Act Utilized		Special District Taxes	
JUDICIARY		Sale of Acquired Property		Bank Corp. Taxes	26,198.18
Municipal Courts	65,308.20	Other Miscellaneous Revenues		Added and Omitted Taxes	58,443.78
PUBLIC SAFETY		Total		Total Taxes Levied - ABSTRACT	9,036,671.56
Fire Protection	50,208.00	Prior Years Surplus Appropriated		Total Taxes Billed	9,016,407.02
Police Protection	965,439.87	REVENUES TOTAL		1988 TAXES COLLECTED	8,376,791.64
Civil Defense & Disaster Control	190.00	Reserve For Uncollected Taxes		1988 Taxes Cancelled, Abated or Adjusted	
Environmental Inspection & Control	61,947.39	CAPITAL OUTLAY TOTAL		Transfer to Tax Title Liens or Foreclosed	
Other Public Safety				Balance Outstanding Dec. 31, 1988	139,615.38
PUBLIC WORKS				PRIOR YEARS TAXES OUTSTANDING	
Streets and Drainage	319,213.00	Public Enterprises		Balance January 1, 1988	133,420.73
Sewers and Sewage Processing	302,630.60	Recreation—Culture		Collected in 1988	133,420.73
Garbage and Trash Disposal	570,800.00	Public Works		Cancelled, Abated or Adjusted 1988	
Public Buildings and Grounds	71,130.35	Buildings and Grounds		Transfers to Tax Title Liens or Foreclosed	
Other Public Works		Library and Education		Balance December 31, 1988	
HEALTH and WELFARE		Conservation		TAX TITLE LIENS OUTSTANDING	
Health Services Except Environmental	54,468.71	All Other		Balance January 1, 1988	
Welfare-Public Assistance	28,666.00	CAPITAL DEBT AUTHORIZED, DECEMBER 31, 1988		Transfer From Taxes	
Hospitals, Clinics, First Aid		ISSUED AND UNISSUED GROSS DEBT NET DEBT		Redeemed in 1988	
Animal, Insect, & Rodent Control	1,500.00	School 1,542,808		Cancelled, Abated or Adjusted (1988)	
Other Welfare Services		Self-liquidating 26,659,600		Transfers to Foreclosed Property	
RECREATION and CONSERVATION		Other 2,843,900		Balance December 31, 1988	
Beaches and Boardwalks		Total 31,046,308		PROPERTY ACQUIRED BY DEED OR FORECLOSURE	
Parks, Playgrounds, Shade Trees	12,900.00	ISSUED AND OUTSTANDING		Balance January 1, 1988	
Land Reclamation & Conservation	130,170.31	School 1,542,808.53		Transfers From Taxes or Liens	
Other Recreational Services	177,403.00	Self-Liquidating 17,579,777.00		Sale for Cash (1988)	
EDUCATION (excluding schools)		Other 2,753,884.00		Cancelled, Abated or Adjusted (1988)	
Libraries	29,500.78	Total 21,876,469.53		Balance December 31, 1988	
Other Educational Services		EQUALIZED VALUATION BASIS FOR NET DEBT COMPUTATION		CURRENT FINANCES DECEMBER 31, 1988	
STATUTORY EXPENDITURES		REAL PROPERTY VALUATIONS		ASSETS	
Pensions & F. I. C. A.	293,458.00	Code Class # of Parcels % VAL'N		Cash Dec. 31, 1988	535,349.95
Employee Fringe Benefits	150,320.00	1 Vacant Land 95 .84		Taxes Receivable	139,615.38
Other Statutory Expenditures		2 Residential 1720 70.84		Tax Title Liens	
CETA And Other Public Employment Programs		3 Farm		Foreclosed Property	
MUNICIPAL FUNCTIONS TOTAL	3,805,659.67	4a Commercial 186 17.37		Emergencies & Other Deferred Charges	
CAPITAL IMPROVEMENTS *MEMO*	4,900.00	4b Industrial		State and Federal Aid Receivable	
DEBT SERVICE		4c Apartments 21 10.95		Other Receivables	109,204.14
Principal Payments	186,700.00	Total 2022		Total	784,669.47
Interest Payments	222,363.07	Land Area 1.20 Sq. Miles		LIABILITIES, RESERVES, AND SURPLUS	
DEFERRED CHARGES	113,000.00	Net Valuation Taxable-Municipal		Cash Liabilities	364,511.14
SCHOOL, COUNTY, SPECIAL DISTRICT TAXES	6,920,189.60	Net Valuation Taxable-County		Reserves for Receivables	248,819.52
RESERVE FOR UNCOLLECTED TAXES	155,733.65	State Equalized Valuation		Surplus Dec. 31, 1988	171,338.81
EXPENDITURES TOTAL	11,403,645.99	State Equalization Ratio 23.85		Total	784,669.47

Population 1980 1,023
 Population 1988 1,064
 S & P Rating
 Moody Rating

General Tax Rate Per \$100.

3.71

State Equalized Tax Rate

1.80

CALIFON BOROUGH - HUNTERDON CO.

Form of Government:

Borough Council

Number of Members on Governing Body - 6

PER CAPITA:

Gross Debt 191.77
 Net Debt 49.34
 Debt Service 12.88
 Total Tax Levy 1,178.23
 Municipal Expenditures 410.49

PER CENT:

Gross Debt .37
 Net Debt .09
 Tax Levy Collected 97.82
 Tax Levy Cancelled, Abated or Adjusted .08

EXPENDITURES		REVENUES-REALIZED		1988 PROPERTY TAX	
GENERAL GOVERNMENT		1988 Property Taxes Collected		STATE EQUALIZED TAX RATE	
Governing Body & Public Boards		1988 Payments in Lieu of Taxes	1,219,675.71	Local District School Taxes	.73
Municipal Clerk		Delinquent Tax & Lien Collections	42,649.79	Regional & Consolidated School Tax	.40
Financial Administration	11,335.00	Business Personalty Replacement Taxes	13,530.16	School Taxes in Municipal Budget	
Assessment of Taxes	3,320.00	Taxes from Public Utilities	55,565.00	County Taxes	.38
Collection of Taxes	3,945.00	Other Miscellaneous Tax Revenues		County Library Taxes	.02
Planning, Housing & Development	7,737.00	State Aid Revenues	19,019.62	Local Municipal Purpose Taxes	.27
Human Resources	570.00	Federal Aid Revenues		Veteran & Senior Citizen Taxes	
Elections		State and Local Fiscal Assistance Act Utilized		Total Taxes for Rate Computation	1.80
General Administration (other)	105,493.00	Sale of Acquired Property		Special District Taxes	
JUDICIARY		Other Miscellaneous Revenues	45,608.37	Bank Corp. Taxes	
Municipal Courts	16,435.00	Total	1,395,048.65	Added and Omitted Taxes	
PUBLIC SAFETY		Prior Years Surplus Appropriated	30,000.00	Total Taxes Levied - ABSTRACT	
Fire Protection	16,305.60	REVENUES TOTAL	1,476,048.65	Total Taxes Billed	
Police Protection	75,030.00	Reserve For Uncollected Taxes	68,150.16	1988 TAXES COLLECTED	
Civil Defense & Disaster Control	20.00	CAPITAL OUTLAY TOTAL	120,860.09	1988 Taxes Cancelled, Abated or Adjusted	
Environmental Inspection & Control	750.00			Transfer to Tax Title Liens or Foreclosed	
Other Public Safety				Balance Outstanding Dec. 31, 1988	
PUBLIC WORKS					26,173.65
Streets and Drainage	46,541.00			PRIOR YEARS TAXES OUTSTANDING	
Sewers and Sewage Processing	3,750.10			Balance January 1, 1988	
Garbage and Trash Disposal	12,550.00			Collected in 1988	
Public Buildings and Grounds	13,155.00			Cancelled, Abated or Adjusted 1988	
Other Public Works				Transfers to Tax Title Liens or Foreclosed	
HEALTH and WELFARE				Balance December 31, 1988	
Health Services Except Environmental	2,300.00			TAX TITLE LIENS OUTSTANDING	
Welfare-Public Assistance	350.00			Balance January 1, 1988	
Hospitals, Clinics, First Aid				Transfer From Taxes	
Animal, Insect, & Rodent Control	160.00			Redeemed in 1988	
Other Welfare Services				Cancelled, Abated or Adjusted (1988)	
RECREATION and CONSERVATION				Transfers to Foreclosed Property	
Beaches and Boardwalks				Balance December 31, 1988	
Parks, Playgrounds, Shade Trees	1,398.00			PROPERTY ACQUIRED BY DEED OR	
Land Reclamation & Conservation	392.00			FORECLOSURE	
Other Recreational Services	1,800.00			Balance January 1, 1988	
EDUCATION (excluding schools)				Transfers From Taxes or Liens	
Libraries	100.00			Sale for Cash (1988)	
Other Educational Services	350.00			Cancelled, Abated or Adjusted (1988)	
STATUTORY EXPENDITURES				Balance December 31, 1988	
Pensions & F. I. C. A.	13,500.59			CURRENT FINANCES DECEMBER 31, 1988	
Employee Fringe Benefits	5,530.00			ASSETS	
Other Statutory Expenditures	1,100.00			Cash Dec. 31, 1988	
CETA And Other Public Employment Programs				Taxes Receivable	
MUNICIPAL FUNCTIONS TOTAL	354,912.29			Tax Title Liens	
CAPITAL IMPROVEMENTS *MEMO*	7,530.00			Foreclosed Property	
DEBT SERVICE				Emergencies & Other Deferred Charges	
Principal Payments	5,000.00			State and Federal Aid Receivable	
Interest Payments	3,730.11			Other Receivables	
DEFERRED CHARGES				Total	
SCHOOL, COUNTY, SPECIAL DISTRICT TAXES	1,053,252.13			LIABILITIES, RESERVES, AND SURPLUS	
RESERVE FOR UNCOLLECTED TAXES	68,150.16			Cash Liabilities	
EXPENDITURES TOTAL	1,490,014.69			Reserves for Receivables	
				Surplus Dec. 31, 1988	
				Total	

0408

Population 1980 84,910
 Population 1988 81,896
 S & P Rating BB3-
 Moody Rating BAA

General Tax Rate Per \$100.

15.77

State Equalized Tax Rate

4.73

CAMDEN CITY - CAMDEN COUNTY

Form of Government:

Mayor-Council Plan B (OMCL 50)

Number of Members on Governing Body - 7

PER CAPITA:

Gross Debt 583.73
 Net Debt 218.06
 Debt Service 23.21
 Total Tax Levy 473.06
 Municipal Expenditures 834.33

PER CENT:

Gross Debt 7.10
 Net Debt 2.65
 Tax Levy Collected 83.33
 Tax Levy Cancelled, Abated or Adjusted 1.26

EXPENDITURES		REVENUES-REALIZED		1988 PROPERTY TAX	
GENERAL GOVERNMENT				STATE EQUALIZED TAX RATE 1.54	
Governing Body & Public Boards	518,117.00	1988 Property Taxes Collected 32,230,167.70		Local District School Taxes	12,462,503.73
Municipal Clerk	166,132.00	1988 Payments in Lieu of Taxes 1,794,712.45		Regional & Consolidated School Tax	
Financial Administration	571,393.00	Delinquent Tax & Lien Collections 4,610,093.20		School Taxes in Municipal Budget	
Assessment of Taxes	181,041.00	Business Personalty Replacement Taxes 4,002,369.70		County Taxes	7,987,251.00
Collection of Taxes	353,373.00	Taxes from Public Utilities 6,303,714.00		County Library Taxes	
Planning, Housing & Development	3,547,644.43	Other Miscellaneous Tax Revenues 27,474,217.65		Local Municipal Purpose Taxes	17,861,134.73
Human Resources	5,233,638.57	Federal Aid Revenues 447,483.57		Veteran & Senior Citizen Taxes	654,450.00
Elections	24,300.00	State and Local Fiscal Assistance Act Utilized		Total Taxes for Rate Computation	38,965,639.46
General Administration (other)	6,387,921.00	Sole of Acquired Property		Special District Taxes	
JUDICIARY		Other Miscellaneous Revenues 5,343,069.61		Bank Corp. Taxes	102,573.16
Municipal Courts	620,636.00	Prior Years Surplus Appropriated 3,747,630.72		Added and Omitted Taxes	323,345.13
PUBLIC SAFETY		REVENUES TOTAL 35,923,458.60		Total Taxes Levied - ABSTRACT	38,742,107.75
Fire Protection	11,594,538.00	Reserve For Uncollected Taxes 5,943,075.76		Total Taxes Billed	38,639,534.62
Police Protection	8,626,676.79	CAPITAL OUTLAY TOTAL 6,233,608.61		1988 TAXES COLLECTED	32,200,167.70
Civil Defense & Disaster Control	30,416.00	Public Enterprises 352,507.77		1988 Taxes Cancelled, Abated or Adjusted	485,058.89
Environmental Inspection & Control	673,393.00	Recreation—Culture 1,631,070.29		Transfer to Tax Title Liens or Foreclosed	2,785,307.73
Other Public Safety	31,453.00	Public Works 4,198,159.61		Balance Outstanding Dec. 31, 1988	3,169,000.31
PUBLIC WORKS		Buildings and Grounds 1,870.94		PRIOR YEARS TAXES OUTSTANDING	
Streets and Drainage	2,179,540.00	Library and Education		Balance January 1, 1988	3,563,934.06
Sewers and Sewage Processing	800,030.00	Conservation		Collected in 1988	2,794,712.31
Gorbage and Trash Disposal	6,002,376.19	All Other		Cancelled, Abated or Adjusted 1988	86,200.53
Public Buildings and Grounds	464,129.00	CAPITAL DEBT AUTHORIZED, DECEMBER 31, 1988		Transfers to Tax Title Liens or Foreclosed	439,642.39
Other Public Works		ISSUED AND UNISSUED GROSS DEBT NET DEBT		Balance December 31, 1988	243,278.84
HEALTH and WELFARE		School 23,756,000		TAX TITLE LIENS OUTSTANDING	
Health Services Except Environmental	880,139.98	Self-liquidating 8,629,000		Balance January 1, 1988	7,790,299.70
Welfare-Public Assistance	1,534,952.00	Other 15,414,200		Transfer From Taxes	3,255,953.19
Hospitals, Clinics, First Aid		Total 47,809,200		Redeemed in 1988	1,815,380.39
Animal, Insect, & Rodent Control	47,600.00	ISSUED AND OUTSTANDING		Cancelled, Abated or Adjusted (1988)	
Other Welfare Services		School 12,030,000.00		Transfers to Foreclosed Property	
RECREATION and CONSERVATION		Self-liquidating 3,229,000.00		Balance December 31, 1988	9,230,872.00
Beaches and Boardwalks	103,173.00	Other 14,433,000.00		PROPERTY ACQUIRED BY DEED OR FORECLOSURE	
Parks, Playgrounds, Shade Trees	121,613.46	Total 34,742,000.00		Balance January 1, 1988	22,779,736.83
Land Reclamation & Conservation	180,116.14	EQUALIZED VALUATION BASIS FOR NET DEBT COMPUTATION 673,349,999		Transfers From Taxes or Liens	
Other Recreational Services	364,952.00	REAL PROPERTY VALUATIONS		Sole for Cash (1988)	1,182,409.17
EDUCATION (excluding schools)		Code Class # of Parcels % VAL'N ASSESSED VALUATION		Cancelled, Abated or Adjusted (1988)	573,406.71
Libraries	505,000.00	1 Vacant Land 2782 1.49 3,350,481.00		Balance December 31, 1988	21,023,921.00
Other Educational Services	409,433.57	2 Residential 21364 56.52 127,230,528.00		CURRENT FINANCES DECEMBER 31, 1988	
STATUTORY EXPENDITURES		3 Farm 48,736,572.00		ASSETS	
Pensions & F. I. C. A.	4,350,246.49	4a Commercial 1659 21.64 36,425,305.00		Cash Dec. 31, 1988	10,795,104.91
Employee Fringe Benefits	3,206,314.00	4b Industrial 162 16.17 9,413,395.00		Taxes Receivable	3,412,279.15
Other Statutory Expenditures	80,000.00	4c Apartments 143 4.18 225,206,231.00		Tax Title Liens	9,230,372.00
CETA And Other Public Employment Programs		Total 26110 242,975,573		Foreclosed Property	21,023,921.00
MUNICIPAL FUNCTIONS TOTAL 59,735,428.67		Land Area 8.63 Sq. Miles		Emergencies & Other Deferred Charges	505,409.03
CAPITAL IMPROVEMENTS *MEMO* 50,000.00		Net Valuation Taxable-Municipal 783,758,680		State and Federal Aid Receivable	950,000.00
DEBT SERVICE		Net Valuation Taxable-County 763,483,799		Other Receivables	238,232.36
Principal Payments 1,157,000.00		State Equalized Valuation 30.00		Total	46,155,313.45
Interest Payments 1,153,234.25		State Equalization Ratio		LIABILITIES, RESERVES, AND SURPLUS	
DEFERRED CHARGES 289,838.83				Cash Liabilities	3,949,003.40
SCHOOL, COUNTY, SPECIAL DISTRICT TAXES 20,450,054.73				Reserves for Receivables	33,905,304.51
RESERVE FOR UNCOLLECTED TAXES 5,943,075.76				Surplus Dec. 31, 1988	3,301,510.54
EXPENDITURES TOTAL 88,778,632.24				Total	46,155,313.45

0502

Population 1980 4,853
 Population 1988 5,912
 S & P Rating
 Moody Rating AAA

General Tax Rate Per \$100.

1.30

State Equalized Tax Rate

1.38

CAPE MAY CITY – CAPE MAY COUNTY

Form of Government:

Council-Manager (1923)

Number of Members on Governing Body – 3

PER CAPITA:

Gross Debt 2,234.20

Net Debt 1,342.09

Debt Service 129.18

Total Tax Levy 1,272.88

Municipal Expenditures 939.55

PER CENT:

Gross Debt 3.04

Net Debt 1.82

Tax Levy Collected 92.61

Tax Levy Cancelled, Abated
or Adjusted .49

EXPENDITURES		REVENUES-REALIZED		1988 PROPERTY TAX	
GENERAL GOVERNMENT				STATE EQUALIZED TAX RATE	
Governing Body & Public Boards				Local District School Taxes	15
Municipal Clerk	96,760.47	1988 Property Taxes Collected	6,953,125.03	Regional & Consolidated School Tax	48
Financial Administration	56,904.50	1988 Payments in Lieu of Taxes	84,519.44	School Taxes in Municipal Budget	
Assessment of Taxes	53,195.00	Delinquent Tax & Lien Collections	452,162.97	County Taxes	37
Collection of Taxes	55,791.43	Business Personalty Replacement Taxes	108,826.36	County Library Taxes	02
Planning, Housing & Development	56,550.00	Taxes from Public Utilities	328,416.00	Lacol Municipal Purpose Taxes	37
Human Resources	103,492.62	Other Miscellaneous Tax Revenues		Veteron & Senior Citizen Taxes	
Eiections		State Aid Revenues	253,666.90	Total Taxes for Rate Computation	1.39
General Administration (other)	855,067.37	Federal Aid Revenues		Special District Taxes	
JUDICIARY		State and Local Fiscal Assistance Act Utilized	3,160.06	Bank Corp. Taxes	
Municipal Courts	92,907.39	Sale of Acquired Property		Added and Omitted Taxes	
PUBLIC SAFETY		Other Miscellaneous Revenues	2,106,601.37	Total Taxes Levied - ABSTRACT	
Fire Protection	305,939.86	Total	10,290,478.13	Total Taxes Billed	
Police Protection	780,953.39	Prior Years Surplus Appropriated	600,000.00	1988 TAXES COLLECTED	
Civil Defense & Disaster Control	5,715.00	REVENUES	10,890,478.13	1988 Taxes Cancelled, Abated or Adjusted	
Envrinmental Inspection & Control	154,244.88	Reserve For Uncollected Taxes	486,335.41	Transfer to Tax Title Liens or Foreclosed	
Other Public Safety		CAPITAL OUTLAY	981,231.19	Balance Outstanding Dec. 31, 1988	
PUBLIC WORKS		TOTAL		PRIOR YEARS TAXES OUTSTANDING	
Streets and Drainage	342,633.41	Public Enterprises	606,850.21	Balance January 1, 1988	
Sewers and Sewoge Processing	7,434.44	Recreation—Culture	693.00	Collected in 1988	
Garbage and Trash Disposol	25,000.00	Public Works		Cancelled, Abated or Adjusted 1988	
Public Buildings and Grounds	338,845.42	Buildings and Grounds	373,687.98	Transfers to Tax Title Liens or Foreclosed	
Other Public Works		Library and Education		Balance December 31, 1988	
HEALTH and WELFARE		Conservation		TAX TITLE LIENS OUTSTANDING	
Health Services Except Environmental	5,524.45	All Other		Balance January 1, 1988	
Welfare-Public Assistance	11,702.71	CAPITAL DEBT AUTHORIZED, DECEMBER 31, 1988		Transfer From Taxes	
Hospitals, Clinics, First Aid		ISSUED AND UNISSUED		Redeemed in 1988	
Animol, Insect, & Radent Control		GROSS DEBT		Cancelled, Abated or Adjusted (1988)	
Other Welfare Services		NET DEBT		Transfers to Foreclosed Property	
RECREATION and CONSERVATION		School	1,009,347	Balance December 31, 1988	
Beaches and Boardwalks	354,903.30	Self-liquidating	4,264,788	PROPERTY ACQUIRED BY DEED OR	
Parks, Playgrounds, Shode Trees	22,075.00	Other	7,934,455	FORECLOSURE	
Land Reclamotion & Conservation	63,943.85	Total	13,208,591	Balance January 1, 1988	
Other Recreational Services	16,500.00	ISSUED AND OUTSTANDING		Transfers From Taxes or Liens	
EDUCATION (excluding schools)		School	1,009,347.35	Sale for Cash (1988)	
Libraries	55,028.29	Self-Liquidating	4,243,538.98	Cancelled, Abated or Adjusted (1988)	
Other Educational Services	6,350.00	Other	7,481,485.13	Balance December 31, 1988	
STATUTORY EXPENDITURES		Total	12,734,371.46	CURRENT FINANCES DECEMBER 31, 1988	
Pensions & F. I. C. A.	335,500.00	EQUALIZED VALUATION BASIS		ASSETS	
Employee Fringe Benefits		FOR NET DEBT COMPUTATION	435,200,879	Cash Dec. 31, 1988	
Other Statutory Expenditures	21,000.00	REAL PROPERTY VALUATIONS		Taxes Receivable	
CETA And Other Public Employment Pragroms		Code Class # of Parcels % VAL'N		Tox Title Liens	
MUNICIPAL FUNCTIONS		1 Vacant Land 325 4.42		Foreclosed Property	
CAPITAL IMPROVEMENTS		2 Residential 2732 65.58		Emergencies & Other Deferred Charges	
DEBT SERVICE		3 Farm		State and Federal Aid Receivable	
Principal Payments	234,864.52	4a Commercial 242 23.24		Other Receivables	
Interest Payments	478,330.37	4b Industrial		Total	
		4c Aportments 121 6.76		LIABILITIES, RESERVES, AND SURPLUS	
DEFERRED CHARGES		Total 3420		Cash Liabilities	
SCHOOL, COUNTY, SPECIAL DISTRICT TAXES		Land Area 2.54 Sq. Miles		Reserves for Receivables	
RESERVE FOR UNCOLLECTED TAXES		Net Valuation Taxable-Municipal		Surplus Dec. 31, 1988	
EXPENDITURES		Net Valuation Taxable-County		Total	
TOTAL	10,995,112.03	State Equalized Valuation			
		State Equalization Ratio			

Population 1980 255
 Population 1988 287
 S & P Rating
 Moody Rating

General Tax Rate Per \$100 .39
 State Equalized Tax Rate .78

CAPE MAY POINT BORO. - CAPE MAY CO.

Form of Government:

Commission (1911)

Number of Members on Governing Body - 3

PER CAPITA:

Gross Debt 1,503.14
 Net Debt
 Debt Service
 Total Tax Levy 2,590.74
 Municipal Expenditures 1,553.84

PER CENT:

Gross Debt 4.05
 Net Debt
 Tax Levy Collected 96.19
 Tax Levy Cancelled, Abated or Adjusted .05

EXPENDITURES		REVENUES-REALIZED		1988 PROPERTY TAX	
GENERAL GOVERNMENT				STATE EQUALIZED TAX RATE .07	
Governing Body & Public Boards		1988 Property Taxes Collected	715,219.31	Local District School Taxes	63,531.00
Municipal Clerk		1988 Payments in Lieu of Taxes		Regional & Consolidated School Tax	
Financial Administration	16,621.09	Delinquent Tax & Lien Collections	27,924.92	School Taxes in Municipal Budget	
Assessment of Taxes	3,075.00	Business Personalty Replacement Taxes	235.92	County Taxes	360,376.73
Collection of Taxes	3,415.00	Taxes from Public Utilities	21,966.00	County Library Taxes	20,727.44
Planning, Housing & Development	4,200.00	Other Miscellaneous Tax Revenues		Local Municipal Purpose Taxes	292,724.06
Human Resources		State Aid Revenues	42,490.71	Veteran & Senior Citizen Taxes	10,400.00
Elections	1,475.00	Federal Aid Revenues		Total Taxes for Rate Computation	748,259.23
General Administration (other)	69,070.38	State and Local Fiscal Assistance Act Utilized		Special District Taxes	
JUDICIARY		Sale of Acquired Property		Bank Corp. Taxes	
Municipal Courts	16,475.00	Other Miscellaneous Revenues	32,653.42	Added and Omitted Taxes	5,634.56
PUBLIC SAFETY		Total	890,495.23	Total Taxes Levied - ABSTRACT	743,543.79
Fire Protection	3,600.00	Prior Years Surplus Appropriated		Total Taxes Billed	743,543.79
Police Protection	56,350.00	REVENUES TOTAL	890,495.28	1988 TAXES COLLECTED	715,219.31
Civil Defense & Disaster Control	200.00	Reserve For Uncollected Taxes	46,250.68	1988 Taxes Cancelled, Abated or Adjusted	369.82
Environmental Inspection & Control	14,450.00	CAPITAL OUTLAY TOTAL	2,507,632.61	Transfer to Tax Title Liens or Foreclosed	
Other Public Safety				Balance Outstanding Dec. 31, 1988	27,954.66
PUBLIC WORKS				PRIOR YEARS TAXES OUTSTANDING	
Streets and Drainage	14,030.00	Public Enterprises	2,507,632.61	Balance January 1, 1988	28,344.74
Sewers and Sewage Processing		Recreation—Culture		Collected in 1988	27,924.92
Garbage and Trash Disposal	50,200.00	Public Works		Cancelled, Abated or Adjusted 1988	
Public Buildings and Grounds	3,000.00	Buildings and Grounds		Transfers to Tax Title Liens or Foreclosed	
Other Public Works	14,063.00	Library and Education		Balance December 31, 1988	419.32
HEALTH and WELFARE		Conservation		TAX TITLE LIENS OUTSTANDING	
Health Services Except Environmental	75.00	All Other		Balance January 1, 1988	
Welfare-Public Assistance	430.00	CAPITAL DEBT AUTHORIZED, DECEMBER 31, 1988		Transfer From Taxes	
Hospitals, Clinics, First Aid	100.00	ISSUED AND UNISSUED GROSS DEBT NET DEBT		Redeemed in 1988	
Animal, Insect, & Rodent Control	75.00	School	3,301,400	Cancelled, Abated or Adjusted (1988)	
Other Welfare Services		Self-liquidating		Transfers to Foreclosed Property	
RECREATION and CONSERVATION		Other	3,301,400	Balance December 31, 1988	
Beaches and Boardwalks	53,900.00	ISSUED AND OUTSTANDING		PROPERTY ACQUIRED BY DEED OR FORECLOSURE	
Parks, Playgrounds, Shade Trees		School		Balance January 1, 1988	13,575.00
Land Reclamation & Conservation	1,633.61	Self-Liquidating	2,815,000.00	Transfers From Taxes or Liens	
Other Recreational Services		Other		Sale for Cash (1988)	
EDUCATION (excluding schools)		Total	2,815,000.00	Cancelled, Abated or Adjusted (1988)	
Libraries	100.00	EQUALIZED VALUATION BASIS FOR NET DEBT COMPUTATION	81,496,557	Balance December 31, 1988	13,575.00
Other Educational Services		REAL PROPERTY VALUATIONS		CURRENT FINANCES DECEMBER 31, 1988 ASSETS	
STATUTORY EXPENDITURES		Code Class # of Parcels % VAL'N		Cash Dec. 31, 1988	229,773.21
Pensions & F. I. C. A.	15,150.00	1 Vacant Land 156 13.41	11,118,800.00	Taxes Receivable	23,374.43
Employee Fringe Benefits		2 Residential 499 85.40	70,739,800.00	Tax Title Liens	
Other Statutory Expenditures	1,500.00	3 Farm		Foreclosed Property	13,575.00
CETA And Other Public Employment Programs		4a Commercial 2 .79	658,500.00	Emergencies & Other Deferred Charges	4,244.47
MUNICIPAL FUNCTIONS TOTAL	363,628.08	4b Industrial		State and Federal Aid Receivable	
CAPITAL IMPROVEMENTS *MEMO*		4c Apartments 1 .39	325,900.00	Other Receivables	158.82
DEBT SERVICE		Total 658	82,893,000.00	Total	276,125.98
Principal Payments		Land Area .30 Sq. Miles		LIABILITIES, RESERVES, AND SURPLUS	
Interest Payments		Net Valuation Taxable-Municipal	82,959,120	Cash Liabilities	72,571.43
DEFERRED CHARGES	36,072.50	Net Valuation Taxable-County	83,274,743	Reserves for Receivables	42,108.30
SCHOOL, COUNTY, SPECIAL DISTRICT TAXES	445,135.17	State Equalized Valuation	94,445,034	Surplus Dec. 31, 1988	161,446.25
RESERVE FOR UNCOLLECTED TAXES	46,250.68	State Equalization Ratio	87.83	Total	276,125.98
EXPENDITURES TOTAL	891,036.43				

.93

Number of Members on Governing Body – 6

Gross Debt	1,065.76
Net Debt	873.02
Debt Service	139.80
Total Tax Levy	2,024.83
Municipal Expenditures	1,083.17

Gross Debt	.59
Net Debt	.49
Tax Levy Collected	92.75
Tax Levy Cancelled, Aboted or Adjusted	.19

• 2009/10

1713

Population 1980 8,396
 Population 1988 8,616
 S & P Rating
 Moody Rating

General Tax Rate Per \$100. 5.86
 State Equalized Tax Rate 2.39

CARNEYS POINT TWP. - SALEM COUNTY

Form of Government:

Township Committee

Number of Members on Governing Body - 5

PER CAPITA.		PER CENT
Gross Debt	595.05	Gross Debt 2.93
Net Debt	64.09	Net Debt .32
Debt Service	24.72	Tax Levy Collected 36.61
Debt Tax Levy	535.13	Tax Levy Cancelled, Abated or Adjusted
Municipal Expenditures	337.98	

EXPENDITURES		REVENUES-REALIZED		1988 PROPERTY TAX	
GENERAL GOVERNMENT				STATE EQUALIZED TAX RATE	
Governing Body & Public Boards	12,500.00	1988 Property Taxes Collected	3,990,824.79	Local District School Taxes	
Municipal Clerk	13,100.00	1988 Payments in Lieu of Taxes	32,094.07	Regional & Consolidated School Tax	1.37
Financial Administration	62,770.00	Delinquent Tax & Lien Collections	416,742.14	School Taxes in Municipal Budget	
Assessment of Taxes	9,105.00	Business Personalty Replacement Taxes	276,991.52	County Taxes	.82
Collection of Taxes	31,935.00	Taxes from Public Utilities	507,433.00	County Library Taxes	
Planning, Housing & Development	11,355.00	Other Miscellaneous Tax Revenues	960,078.76	Local Municipal Purpose Taxes	.20
Human Resources	93,353.00	State Aid Revenues	134,513.33	Veteran & Senior Citizen Taxes	
Elections		Federal Aid Revenues		Total Taxes for Rate Computation	2.39
General Administration (other)	204,357.00	State and Local Fiscal Assistance Act Utilized	330.00	Special District Taxes	
JUDICIARY		Sale of Acquired Property		Bank Corp. Taxes	2,939.21
Municipal Courts	89,773.46	Other Miscellaneous Revenues	315,387.56	Added and Omitted Taxes	55,373.39
PUBLIC SAFETY		Total	6,635,000.67	Total Taxes Levied - ABSTRACT	4,610,677.83
Fire Protection	75,764.53	Prior Years Surplus Appropriated	124,000.00	Total Taxes Billed	4,607,688.62
Police Protection	754,161.27	REVENUES TOTAL	6,759,000.57	1988 TAXES COLLECTED	3,990,824.79
Civil Defense & Disaster Control	5,500.00	Reserve For Uncollected Taxes	479,670.00	1988 Taxes Cancelled, Abated or Adjusted	
Environmental Inspection & Control	44,803.92	CAPITAL OUTLAY TOTAL	104,923.73	Transfer to Tax Title Liens or Foreclosed	32,053.56
Other Public Safety		Public Enterprises		Balance Outstanding Dec. 31, 1988	584,810.27
PUBLIC WORKS		Recreation—Culture		PRIOR YEARS TAXES OUTSTANDING	
Streets and Drainage	237,560.00	Public Works	57,973.73	Balance January 1, 1988	413,181.24
Sewers and Sewage Processing		Buildings and Grounds	46,950.00	Collected in 1988	335,066.21
Garbage and Trash Disposal	222,230.00	Library and Education		Cancelled, Abated or Adjusted 1988	
Public Buildings and Grounds	40,000.00	Conservation		Transfers to Tax Title Liens or Foreclosed	
Other Public Works		All Other		Balance December 31, 1988	28,115.03
HEALTH and WELFARE		CAPITAL DEBT AUTHORIZED, DECEMBER 31, 1988		TAX TITLE LIENS OUTSTANDING	
Health Services Except Environmental	3,750.00	ISSUED AND UNISSUED		Balance January 1, 1988	56,199.00
Welfare-Public Assistance	7,170.00	GROSS DEBT	4,574,753	Transfer From Taxes	32,053.56
Hospitals, Clinics, First Aid	3,100.00	NET DEBT		Redeemed in 1988	32,026.63
Animal, Insect, & Rodent Control	5,900.00	School	552,185	Cancelled, Abated or Adjusted (1988)	
Other Welfare Services		Self-Liquidating	552,185	Transfers to Foreclosed Property	
RECREATION and CONSERVATION		Other	552,185	Balance December 31, 1988	50,225.93
Beaches and Boardwalks		Total	5,126,938	PROPERTY ACQUIRED BY DEED OR FORECLOSURE	
Parks, Playgrounds, Shade Trees	1,150.00	ISSUED AND OUTSTANDING		Balance January 1, 1988	156,900.00
Land Reclamation & Conservation	35,503.00	School	203,848.35	Transfers From Taxes or Liens	
Other Recreational Services	5,350.00	Self-Liquidating	545,165.00	Sale for Cash (1988)	
EDUCATION (excluding schools)		Other	749,013.35	Cancelled, Abated or Adjusted (1988)	
Libraries	3,000.00	Total	749,013.35	Balance December 31, 1988	156,900.00
Other Educational Services		EQUALIZED VALUATION BASIS		CURRENT FINANCES DECEMBER 31, 1988	
STATUTORY EXPENDITURES		FOR NET DEBT COMPUTATION	172,254,763	ASSETS	
Pensions & F. I. C. A.	138,136.00	REAL PROPERTY VALUATIONS		Cash Dec. 31, 1988	331,733.57
Employee Fringe Benefits	106,500.00	Code Class # of Parcels % VAL'N	ASSESSED VALUATION	Taxes Receivable	612,925.30
Other Statutory Expenditures	100.00	1 Vacant Land 583 4.31	3,697,750.00	Tax Title Liens	50,225.93
CETA And Other Public Employment Programs		2 Residential 2314 65.15	50,112,620.00	Foreclosed Property	156,900.00
MUNICIPAL FUNCTIONS TOTAL	2,219,377.13	3 Farm 243 4.06	3,128,100.00	Emergencies & Other Deferred Charges	5,699.68
CAPITAL IMPROVEMENTS *MEMO*	135,000.00	4a Commercial 137 12.62	9,703,900.00	State and Federal Aid Receivable	
DEBT SERVICE		4b Industrial 9 6.40	4,966,200.00	Other Receivables	110,661.58
Principal Payments	162,425.00	4c Apartments 11 6.90	5,303,900.00	Total	1,275,346.36
Interest Payments	50,541.72	Total	76,914,470.00	LIABILITIES, RESERVES, AND SURPLUS	
DEFERRED CHARGES		Land Area 17.90 Sq. Miles		Cash Liabilities	231,082.31
SCHOOL, COUNTY, SPECIAL DISTRICT TAXES	4,179,155.23	Net Valuation Taxable-Municipal	77,704,330	Reserves for Receivables	936,912.31
RESERVE FOR UNCOLLECTED TAXES	479,670.00	Net Valuation Taxable-County	137,199,133	Surplus Dec 31, 1988	106,750.74
EXPENDITURES TOTAL	7,091,169.13	State Equalized Valuation	139,537,525	Total	1,275,346.36
		State Equalization Ratio	40.75		

1201

Population 1980 20,598

Population 1988 19,269

S & P Rating

Moody Rating A

General Tax Rate Per \$100.

1.85

State Equalized Tax Rate

1.95

CARTERET BOROUGH - MIDDLESEX CO.**Form of Government:****Borough Council****Number of Members on Governing Body - 6**

PER CAPITA:

Gross Debt

1,868.32

Net Debt

1,856.02

Debt Service

50.87

Total Tax Levy

1,032.88

Municipal Expenditures

642.27

PER CENT:

Gross Debt

4.58

Net Debt

4.55

Tax Levy Collected

95.04

Tax Levy Cancelled, Abated

or Adjusted 1.07

EXPENDITURES		REVENUES-REALIZED		1988 PROPERTY TAX	
GENERAL GOVERNMENT				STATE EQUALIZED TAX RATE	
Governing Body & Public Boards		1988 Property Taxes Collected	19,007,150.36	Local District School Taxes	.90 9,275,183.50
Municipal Clerk		1988 Payments in Lieu of Taxes	156,205.25	Regional & Consolidated School Tax	
Financial Administration	22,500.00	Delinquent Tax & Lien Collections	372,597.53	School Taxes in Municipal Budget	
Assessment of Taxes	45,900.00	Business Personalty Replacement Taxes	893,875.92	County Taxes	.41 4,181,221.28
Collection of Taxes	150,000.00	Taxes from Public Utilities	1,275,185.00	County Library Taxes	
Planning, Housing & Development	9,900.00	Other Miscellaneous Tax Revenues		Local Municipal Purpose Taxes	.62 6,408,904.82
Human Resources	215,677.61	State Aid Revenues	983,475.84	Veteran & Senior Citizen Taxes	
Elections	15,000.00	Federal Aid Revenues		Total Taxes far Rate Computation	1.93 20,191,659.60
General Administration (other)	1,572,400.00	State and Local Fiscal Assistance Act Utilized		Special District Taxes	
JUDICIARY		Sale of Acquired Property		Bank Corp. Taxes	1,540.96
Municipal Courts	115,000.00	Other Miscellaneous Revenues	2,629,913.31	Added and Omitted Taxes	35,809.96
PUBLIC SAFETY		Total	25,318,403.21	Total Taxes Levied - ABSTRACT	19,902,660.52
Fire Protection	964,777.50	Prior Years Surplus Appropriated	453,177.00	Total Taxes Billed	19,998,440.33
Police Protection	2,340,221.95	REVENUES TOTAL	25,771,580.21	1988 TAXES COLLECTED	19,007,150.36
Civil Defense & Disaster Control	5,000.00	Reserve For Uncollected Taxes	604,000.00	1988 Taxes Cancelled, Abated or Adjusted	213,269.85
Environmental Inspection & Control	160,300.00			Transfer to Tax Title Liens or Foreclosed	16,083.90
Other Public Safety				Balance Outstanding Dec. 31, 1988	761,936.22
PUBLIC WORKS		CAPITAL OUTLAY TOTAL	5,847,294.51	PRIOR YEARS TAXES OUTSTANDING	
Streets and Drainage	642,450.00	Public Enterprises		Balance January 1, 1988	465,611.27
Sewers and Sewage Processing	747,000.00	Recreation—Culture		Collected in 1988	355,763.32
Garbage and Trash Disposal	1,230,500.00	Public Works	5,844,582.00	Cancelled, Abated or Adjusted 1988	1,202.05
Public Buildings and Grounds	306,500.00	Buildings and Grounds	2,712.51	Transfers to Tax Title Liens or Foreclosed	394.24
Other Public Works		Library and Education		Balance December 31, 1988	108,251.66
HEALTH and WELFARE		Conservation		TAX TITLE LIENS OUTSTANDING	
Health Services Except Environmental	171,600.00	All Other		Balance January 1, 1988	109,896.23
Welfare-Public Assistance	74,900.00			Transfer From Taxes	30,236.65
Hospitals, Clinics, First Aid				Redeemed in 1988	16,834.21
Animal, Insect, & Rodent Control				Cancelled, Abated or Adjusted (1988)	
Other Welfare Services				Transfers to Foreclosed Property	
RECREATION and CONSERVATION				Balance December 31, 1988	123,298.67
Beaches and Boardwalks				PROPERTY ACQUIRED BY DEED OR FORECLOSURE	
Parks, Playgrounds, Shade Trees	349,000.00			Balance January 1, 1988	1,108,000.00
Land Reclamation & Conservation	55,000.00			Transfers From Taxes or Liens	
Other Recreational Services	132,500.00			Sale for Cash (1988)	
EDUCATION (excluding schools)				Cancelled, Abated or Adjusted (1988)	
Libraries	213,000.00			Balance December 31, 1988	1,108,000.00
Other Educational Services				CURRENT FINANCES DECEMBER 31, 1988	
STATUTORY EXPENDITURES				ASSETS	
Pensions & F. I. C. A.	843,543.00			Cash Dec. 31, 1988	3,300,814.02
Employee Fringe Benefits				Taxes Receivable	870,187.88
Other Statutory Expenditures				Tax Title Liens	123,298.67
CETA And Other Public Employment Programs				Foreclosed Property	1,108,000.00
MUNICIPAL FUNCTIONS TOTAL	10,437,700.06			Emergencies & Other Deferred Charges	204,000.00
CAPITAL IMPROVEMENTS *MEMO*	225,000.00			State and Federal Aid Receivable	
DEBT SERVICE				Other Receivables	36,696.78
Principal Payments	454,000.00			Total	5,642,997.35
Interest Payments	526,131.75			LIABILITIES, RESERVES, AND SURPLUS	
DEFERRED CHARGES	354,000.00			Cash Liabilities	1,822,887.39
SCHOOL, COUNTY, SPECIAL DISTRICT TAXES	13,456,404.78			Reserves for Receivables	2,138,183.33
RESERVE FOR UNCOLLECTED TAXES	604,000.00			Surplus Dec. 31, 1988	1,681,926.63
EXPENDITURES TOTAL	25,832,236.59			Total	5,642,997.35

0704

Population 1980 12,600

Population 1988 12,254

S & P Rating

Moody Rating

A

General Tax Rate Per \$100.

5.52

State Equalized Tax Rate

1.69

CEDAR GROVE TOWNSHIP - ESSEX CO.

Form of Government:

Council-Manager Plan B (OMCL 50)

Number of Members on Governing Body - 5

PER CAPITA:

Gross Debt 1,007.50

Net Debt 95.14

Debt Service 19.67

Total Tax Levy 1,357.27

Municipal Expenditures 452.85

PER CENT.

Gross Debt 1.61

Net Debt .15

Tax Levy Collected 93.62

Tax Levy Cancelled, Abated

or Adjusted .31

EXPENDITURES		REVENUES-REALIZED		1988 PROPERTY TAX	
GENERAL GOVERNMENT				STATE EQUALIZED TAX RATE	
Governing Body & Public Boards	3,335.00	1988 Property Taxes Collected	16,396,573.03	Local District School Taxes	.77 7,044,534.00
Municipal Clerk	76,847.00	1988 Payments in Lieu of Taxes		Regional & Consolidated School Tax	
Financial Administration	34,041.00	Delinquent Tax & Lien Collections	317,663.17	School Taxes in Municipal Budget	
Assessment of Taxes	56,565.00	Business Personalty Replacement Taxes	169,251.16	County Taxes	.63 5,175,324.02
Collection of Taxes	30,170.00	Taxes from Public Utilities	349,829.00	County Library Taxes	
Planning, Housing & Development	65,642.00	Other Miscellaneous Tax Revenues		Local Municipal Purpose Taxes	.24 2,175,014.64
Human Resources	74,261.36	State Aid Revenues	547,423.51	Veteran & Senior Citizen Taxes	
Elections	3,920.00	Federal Aid Revenues		Total Taxes for Rate Computation	1.69 15,498,522.66
General Administration (other)	463,633.00	State and Local Fiscal Assistance Act Utilized		Special District Taxes	
JUDICIARY		Sale of Acquired Property		Bank Corp. Taxes	32,303.35
Municipal Courts	69,923.00	Other Miscellaneous Revenues	1,044,822.50	Added and Omitted Taxes	
PUBLIC SAFETY		Total	19,325,572.42	Total Taxes Levied - ABSTRACT	16,631,973.32
Fire Protection	164,810.64	Prior Years Surplus Appropriated	605,134.00	Total Taxes Billed	16,625,944.53
Police Protection	1,361,974.43	REVENUES TOTAL	19,930,756.42	1988 TAXES COLLECTED	16,396,578.03
Civil Defense & Disaster Control	11,738.00	Reserve For Uncollected Taxes	597,737.55	1988 Taxes Cancelled, Abated or Adjusted	51,040.96
Environmental Inspection & Control	72,690.00	CAPITAL OUTLAY TOTAL	7,253,048.57	Transfer to Tax Title Liens or Foreclosed	3,215.94
Other Public Safety		Public Enterprises	7,111,376.51	Balance Outstanding Dec. 31, 1988	175,109.55
PUBLIC WORKS		Recreation—Culture	1,153.12	PRIOR YEARS TAXES OUTSTANDING	
Streets and Drainage	632,491.00	Public Works	31,647.73	Balance January 1, 1988	323,013.34
Sewers and Sewage Processing	9,131.31	Buildings and Grounds	103,871.16	Collected in 1988	315,167.11
Garbage and Trash Disposal	100.00	Library and Education		Cancelled, Abated or Adjusted 1988	5,439.34
Public Buildings and Grounds	155,639.00	Conservation		Transfers to Tax Title Liens or Foreclosed	
Other Public Works		All Other		Balance December 31, 1988	2,406.89
HEALTH and WELFARE		CAPITAL DEBT AUTHORIZED, DECEMBER 31, 1988		TAX TITLE LIENS OUTSTANDING	
Health Services Except Environmental	43,939.00	ISSUED AND UNISSUED		Balance January 1, 1988	17,350.09
Welfare-Public Assistance	5,500.00	School	11,180,050	Transfer From Taxes	3,215.94
Hospitals, Clinics, First Aid		Self-liquidating	1,165,900	Redeemed in 1988	2,496.06
Animal, Insect, & Rodent Control	7,655.00	Other	1,165,900	Cancelled, Abated or Adjusted (1988)	
Other Welfare Services		Total	12,345,950	Transfers to Foreclosed Property	
RECREATION and CONSERVATION		ISSUED AND OUTSTANDING		Balance December 31, 1988	15,069.97
Beaches and Boardwalks		School	3,909,000.00	PROPERTY ACQUIRED BY DEED OR	
Parks, Playgrounds, Shade Trees	123,730.00	Self-liquidating	690,000.00	FORECLOSURE	
Land Reclamation & Conservation	175.00	Other	4,599,000.00	Balance January 1, 1988	377,900.00
Other Recreational Services	159,012.00	Total	4,599,000.00	Transfers From Taxes or Liens	
EDUCATION (excluding schools)		EQUALIZED VALUATION BASIS		Sale for Cash (1988)	
Libraries	258,264.45	FOR NET DEBT COMPUTATION	763,170,360	Cancelled, Abated or Adjusted (1988)	
Other Educational Services	1,500.00	REAL PROPERTY VALUATIONS		Balance December 31, 1988	377,900.00
STATUTORY EXPENDITURES		Code Class # of Parcels % VAL'N		CURRENT FINANCES DECEMBER 31, 1988	
Pensions & F. I. C. A.	307,608.00	1 Vacant Land 275 4.65	12,948,000.00	ASSETS	
Employee Fringe Benefits	167,240.00	2 Residential 3422 73.52	204,844,200.00	Cash Dec. 31, 1988	9,058,157.13
Other Statutory Expenditures		3 Farm 2 .11	300,100.00	Taxes Receivable	177,516.44
CETA And Other Public Employment Programs		4a Commercial 151 11.86	33,054,100.00	Tax Title Liens	18,069.97
MUNICIPAL FUNCTIONS TOTAL	4,431,710.19	4b Industrial 42 6.95	19,353,700.00	Foreclosed Property	377,900.00
CAPITAL IMPROVEMENTS *MEMO*	10,000.00	4c Apartments 6 2.92	8,137,000.00	Emergencies & Other Deferred Charges	50,500.00
DEBT SERVICE		Total	278,637,100.00	State and Federal Aid Receivable	11,043.12
Principal Payments	208,497.12	Land Area 4.50 Sq. Miles		Other Receivables	12,786.25
Interest Payments	32,510.96	Net Valuation Taxable-Municipal	279,310,600	Total	9,705,972.96
DEFERRED CHARGES	278,693.18	Net Valuation Taxable-County	802,104,159	LIABILITIES, RESERVES, AND SURPLUS	
SCHOOL, COUNTY, SPECIAL DISTRICT TAXES	14,250,358.02	State Equalized Valuation	911,252,258	Cash Liabilities	7,873,368.74
RESERVE FOR UNCOLLECTED TAXES	597,787.55	State Equalization Ratio	30.60	Reserves for Receivables	586,272.66
EXPENDITURES TOTAL	19,799,557.02			Surplus Dec. 31, 1988	1,246,331.56
				Total	9,705,972.96

1404

Population 1980 3,537
 Population 1988 3,101
 S & P Rating AA
 Moody Rating AA

General Tax Rate Per \$100. 3.41
 State Equalized Tax Rate 1.43

CHATHAM BOROUGH - MORRIS COUNTY
Form of Government:
Borough Council
Number of Members on Governing Body - 6

PER CAPITA:
 Gross Debt 1,412.16
 Net Debt 1,267.00
 Debt Service 31.57
 Total Tax Levy 1,394.41
 Municipal Expenditures 619.90

PER CENT:
 Gross Debt 1.74
 Net Debt 1.56
 Tax Levy Collected 99.12
 Tax Levy Cancelled, Abated or Adjusted .01

EXPENDITURES		REVENUES-REALIZED		1988 PROPERTY TAX	
GENERAL GOVERNMENT				STATE EQUALIZED TAX RATE →	
Governing Body & Public Boards		1988 Property Taxes Collected	11,126,404.17	Local District School Taxes	
Municipal Clerk		1988 Payments in Lieu of Taxes		Regional & Consolidated School Tax	.81 6,354,329.59
Financial Administration	11,750.00	Delinquent Tax & Lien Collections	201,816.07	School Taxes in Municipal Budget	
Assessment of Taxes	22,935.00	Business Personalty Replacement Taxes	120,077.40	County Taxes	.24 1,908,856.09
Collection of Taxes	34,810.00	Taxes from Public Utilities	494,528.00	County Library Taxes	
Planning, Housing & Development	47,957.00	Other Miscellaneous Tax Revenues		Local Municipal Purpose Taxes	.37 2,905,041.38
Human Resources		State Aid Revenues	111,335.07	Veteran & Senior Citizen Taxes	54,000.00
Elections		Federal Aid Revenues		Total Taxes for Rate Computation	1.42 11,222,227.06
General Administration (other)	454,436.00	State and Local Fiscal Assistance Act Utilized	2,904.90	Special District Taxes	
JUDICIARY		Sale of Acquired Property		Bank Corp. Taxes	88,108.66
Municipal Courts	51,357.43	Other Miscellaneous Revenues		Added and Omitted Taxes	39,763.74
PUBLIC SAFETY		Total	12,671,313.85	Total Taxes Levied - ABSTRACT	11,296,099.46
Fire Protection	37,016.64	Prior Years Surplus Appropriated	1,100,000.00	Total Taxes Billed	11,225,260.16
Police Protection	1,054,273.12	REVENUES TOTAL	13,771,313.35	1988 TAXES COLLECTED	11,126,404.17
Civil Defense & Disaster Control	3,155.00	Reserve For Uncollected Taxes	891,160.40	1988 Taxes Cancelled, Abated or Adjusted	1,608.61
Environmental Inspection & Control	53,441.00	CAPITAL OUTLAY TOTAL	1,928,449.99	Transfer to Tax Title Liens or Foreclosed Balance Outstanding Dec. 31, 1988	97,247.38
Other Public Safety				PRIOR YEARS TAXES OUTSTANDING	
PUBLIC WORKS				Balance January 1, 1988	213,142.66
Streets and Drainage	493,425.60	Public Enterprises	109,388.87	Collected in 1988	201,816.07
Sewers and Sewage Processing	657,967.50	Recreation—Culture	16,757.77	Cancelled, Abated or Adjusted 1988	
Garbage and Trash Disposal		Public Works	133,230.06	Transfers to Tax Title Liens or Foreclosed Balance December 31, 1988	11,326.59
Public Buildings and Grounds	111,600.00	Buildings and Grounds	1,619,073.29	TAX TITLE LIENS OUTSTANDING	
Other Public Works		Library and Education		Balance January 1, 1988	
HEALTH and WELFARE		Conservation		Transfer From Taxes Redeemed in 1988	
Health Services Except Environmental	23,045.00	All Other		Cancelled, Abated or Adjusted (1988)	
Welfare-Public Assistance	2,435.00	CAPITAL DEBT AUTHORIZED, DECEMBER 31, 1988		Transfers to Foreclosed Property Balance December 31, 1988	
Hospitals, Clinics, First Aid		ISSUED AND UNISSUED		PROPERTY ACQUIRED BY DEED OR FORECLOSURE	
Animal, Insect, & Rodent Control	4,717.50	School	1,175,878	Balance January 1, 1988	32,850.00
Other Welfare Services		Self-liquidating		Transfers From Taxes or Liens Sale for Cash (1988)	
RECREATION and CONSERVATION		Other	10,264,000	Cancelled, Abated or Adjusted (1988)	
Beaches and Boardwalks		Total	11,439,878	Balance December 31, 1988	32,850.00
Parks, Playgrounds, Shade Trees	49,850.00	ISSUED AND OUTSTANDING		CURRENT FINANCES DECEMBER 31, 1988	
Land Reclamation & Conservation		School	1,175,878.96	ASSETS	
Other Recreational Services	61,255.00	Self-Liquidating		Cash Dec. 31, 1988	2,151,348.64
EDUCATION (excluding schools)		Other	3,234,000.00	Taxes Receivable	108,573.97
Libraries	250,450.00	Total	4,409,878.96	Tax Title Liens	
Other Educational Services		EQUALIZED VALUATION BASIS FOR NET DEBT COMPUTATION	659,159,515	Foreclosed Property	32,850.00
STATUTORY EXPENDITURES		REAL PROPERTY VALUATIONS		Emergencies & Other Deferred Charges	7,500.00
Pensions & F. I. C. A.	285,700.00	Code Class # of Parcels % VAL'N		State and Federal Aid Receivable	
Employee Fringe Benefits	96,068.00	1 Vacant Land 74 1.07	3,516,800.00	Other Receivables	3,005.05
Other Statutory Expenditures	500.00	2 Residential 2565 78.78	257,874,500.00	Total	2,303,277.66
CETA And Other Public Employment Programs		3 Farm 1 100.00	100.00	LIABILITIES, RESERVES, AND SURPLUS	
MUNICIPAL FUNCTIONS TOTAL	3,863,199.84	4a Commercial 156 15.77	51,628,500.00	Cash Liabilities	716,205.72
CAPITAL IMPROVEMENTS *MEMO*	253,000.00	4b Industrial 28 1.46	4,786,100.00	Reserves for Receivables	144,429.02
DEBT SERVICE		4c Apartments 11 2.91	9,528,756.00	Surplus Dec. 31, 1988	1,442,642.92
Principal Payments	134,239.57	Total 2835	327,334,756.00	Total	2,303,277.66
Interest Payments	121,507.94	Land Area 2.35 Sq. Miles			
DEFERRED CHARGES	6,718.39	Net Valuation Taxable-Municipal	328,020,423		
SCHOOL, COUNTY, SPECIAL DISTRICT TAXES	8,263,135.68	Net Valuation Taxable-County	812,536,787		
RESERVE FOR UNCOLLECTED TAXES	891,160.40	State Equalized Valuation	783,303,298		
EXPENDITURES TOTAL	13,285,011.82	State Equalization Ratio	41.83		

1405

Population 1980 8,883
 Population 1988 9,323
 S & P Rating
 Moody Rating AA1

General Tax Rate Per \$100.

3.23

State Equalized Tax Rate

1.31

CHATHAM TOWNSHIP - MORRIS COUNTY

Form of Government:

Township Committee

Number of Members on Governing Body - 5

PER CAPITA:

Gross Debt 570.86
 Net Debt 409.42
 Debt Service 33.07
 Total Tax Levy 1,455.84
 Municipal Expenditures 622.12

PER CENT:

Gross Debt .63
 Net Debt .45
 Tax Levy Collected 97.66
 Tax Levy Cancelled, Abated or Adjusted .05

EXPENDITURES		REVENUES-REALIZED		1988 PROPERTY TAX	
GENERAL GOVERNMENT		1988 Property Taxes Collected		STATE EQUALIZED TAX RATE	
Governing Body & Public Boards		1988 Payments in Lieu of Taxes	13,230,829.14	Local District School Taxes	
Municipal Clerk		Delinquent Tax & Lien Collections	307,203.45	Regional & Consolidated School Tax .74	
Financial Administration	14,233.25	Business Personalty Replacement Taxes	32,003.83	School Taxes in Municipal Budget	
Assessment of Taxes	27,171.00	Taxes from Public Utilities	761,431.00	County Taxes .23	
Collection of Taxes	45,600.00	Other Miscellaneous Tax Revenues		County Library Taxes	
Planning, Housing & Development	70,129.00	State Aid Revenues	101,125.74	Local Municipal Purpose Taxes .34	
Human Resources	10,330.00	Federal Aid Revenues		Veteran & Senior Citizen Taxes	
Elections	3,025.00	State and Local Fiscal Assistance Acq. Utilized	1,420.86	Total Taxes for Rate Computation 1.31	
General Administration (other)	792,376.33	Sale of Acquired Property		Special District Taxes	
JUDICIARY		Other Miscellaneous Revenues	539,801.80	Bank Corp. Taxes	
Municipal Courts	53,140.00	Prior Years Surplus Appropriated	1,000,000.00	Added and Omitted Taxes	
PUBLIC SAFETY		REVENUES TOTAL	16,023,375.87	Total Taxes Levied - ABSTRACT	
Fire Protection	120,143.07	Reserve For Uncollected Taxes	813,033.27	Total Taxes Billed	
Police Protection	1,302,739.53	CAPITAL OUTLAY TOTAL	435,026.00	1988 TAXES COLLECTED	
Civil Defense & Disaster Control	12,555.00	Public Enterprises		1988 Taxes Cancelled, Abated or Adjusted	
Environmental Inspection & Control	136,075.00	Recreation—Culture		Transfer to Tax Title Liens or Foreclosed	
Other Public Safety		Public Works	213,339.14	Balance Outstanding Dec. 31, 1988	
PUBLIC WORKS		Buildings and Grounds	53,415.38	PRIOR YEARS TAXES OUTSTANDING	
Streets and Drainage	871,950.62	Library and Education	163,221.48	Balance January 1, 1988	
Sewers and Sewage Processing	203,434.00	Conservation		Collected in 1988	
Garbage and Trash Disposal	6,000.00	All Other		Cancelled, Abated or Adjusted 1988	
Public Buildings and Grounds	36,350.00	CAPITAL DEBT AUTHORIZED, DECEMBER 31, 1988		Transfers to Tax Title Liens or Foreclosed	
Other Public Works	1,211.75	ISSUED AND UNISSUED		Balance December 31, 1988	
HEALTH and WELFARE		School	1,505,121	TAX TITLE LIENS OUTSTANDING	
Health Services Except Environmental	32,070.00	Self-liquidating	976,400	Balance January 1, 1988	
Welfare-Public Assistance	6,100.00	Other	2,840,600	Transfer From Taxes	
Hospitals, Clinics, First Aid		Total	5,322,121	Redeemed in 1988	
Animal, Insect, & Rodent Control	100.00	ISSUED AND OUTSTANDING		Cancelled, Abated or Adjusted (1988)	
Other Welfare Services		School	1,505,121.04	Transfers to Foreclosed Property	
RECREATION and CONSERVATION		Self-Liquidating	976,400.00	Balance December 31, 1988	
Beaches and Boardwalks		Other	2,725,600.00	PROPERTY ACQUIRED BY DEED OR	
Parks, Playgrounds, Shade Trees	72,339.00	Total	5,207,121.04	FORECLOSURE	
Land Reclamation & Conservation		EQUALIZED VALUATION BASIS		Balance January 1, 1988	
Other Recreational Services	4,000.00	FOR NET DEBT COMPUTATION	843,721,923	Transfers From Taxes or Liens	
EDUCATION (excluding schools)		REAL PROPERTY VALUATIONS		Sale for Cash (1988)	
Libraries	265,471.00	Code Class # of Parcels % VAL'N		Cancelled, Abated or Adjusted (1988)	
Other Educational Services		1 Vacant Land 259 1.54	6,424,100.00	Balance December 31, 1988	
STATUTORY EXPENDITURES		2 Residential 3197 39.90	374,214,823.00	CURRENT FINANCES DECEMBER 31, 1988	
Pensions & F. I. C. A.	327,978.55	3 Farm 21 .36	1,503,200.00	ASSETS	
Employee Fringe Benefits	191,000.00	4a Commercial 27 4.34	18,031,900.00	Cash Dec. 31, 1988	
Other Statutory Expenditures	1,000.00	4b Industrial 1 .05	213,200.00	Taxes Receivable	
CETA And Other Public Employment Programs		4c Apartments 3 3.80	15,825,600.00	Tax Title Liens	
MUNICIPAL FUNCTIONS TOTAL	4,606,677.16	Total 3508	416,272,823.00	Foreclosed Property	
CAPITAL IMPROVEMENTS *MEMO*	165,000.00	Land Area 9.10 Sq. Miles		Emergencies & Other Deferred Charges	
DEBT SERVICE		Net Valuation Taxable-Municipal	417,063,036	State and Federal Aid Receivable	
Principal Payments	136,300.00	Net Valuation Taxable-County	1,022,341,649	Other Receivables	
Interest Payments	171,431.00	State Equalized Valuation	1,027,510,201	Total	
DEFERRED CHARGES	71,969.51	State Equalization Ratio	40.54	LIABILITIES, RESERVES, AND SURPLUS	
SCHOOL, COUNTY, SPECIAL DISTRICT TAXES	9,965,255.51			Cash Liabilities	
RESERVE FOR UNCOLLECTED TAXES	813,033.27			Reserves for Receivables	
EXPENDITURES TOTAL	15,765,266.45			Surplus Dec. 31, 1988	
				Total	

0409

Population 1980 68,785

Population 1988 74,677

S & P Rating

Moody Rating

AA1

General Tax Rate Per \$100.

6.64

State Equalized Tax Rate

2.47

CHERRY HILL TOWNSHIP - CAMDEN CO.**Form of Government:****Mayor-Council Plan B (OMCL 50)****Number of Members on Governing Body - 7****PER CAPITA:**

Gross Debt 778.02

Net Debt 612.11

Debt Service 54.69

Total Tax Levy 1,339.14

Municipal Expenditures 343.87

PER CENT:

Gross Debt 1.83

Net Debt 1.44

Tax Levy Collected 98.07

Tax Levy Cancelled, Abated

or Adjusted .05

EXPENDITURES		REVENUES-REALIZED		1988 PROPERTY TAX	
GENERAL GOVERNMENT				STATE EQUALIZED TAX RATE	
Governing Body & Public Boards	121,121.00	1988 Property Taxes Collected	97,975,677.18	Local District School Taxes	1.24 47,207,639.00
Municipal Clerk	150,778.00	1988 Payments in Lieu of Taxes		Regional & Consolidated School Tax	
Financial Administration	185,346.00	Delinquent Tax & Lien Collections	1,612,854.50	School Taxes in Municipal Budget	
Assessment of Taxes	196,022.00	Business Personalty Replacement Taxes	1,206,985.32	County Taxes	.89 33,707,006.00
Collection of Taxes	174,775.00	Taxes from Public Utilities	5,022,759.00	County Library Taxes	
Planning, Housing & Development	162,030.00	Other Miscellaneous Tax Revenues	305,829.14	Local Municipal Purpose Taxes	.33 12,660,908.50
Human Resources	185,308.28	State Aid Revenues	613,594.84	Veteran & Senior Citizen Taxes	486,150.00
Elections		Federal Aid Revenues		Total Taxes for Rate Computation	2.46 94,061,703.50
General Administration (other)	1,230,533.00	State and Local Fiscal Assistance Act Utilized		Special District Taxes	4,301,613.50
JUDICIARY	232,751.00	Sale of Acquired Property		Bank Corp. Taxes	182,564.78
Municipal Courts		Other Miscellaneous Revenues	3,471,859.60	Added and Omitted Taxes	1,943,589.94
PUBLIC SAFETY		Total	110,209,559.58	Total Taxes Levied - ABSTRACT	100,003,321.72
Fire Protection		Prior Years Surplus Appropriated	2,230,000.00	Total Taxes Billed	99,904,445.63
Police Protection	5,713,071.83	REVENUES	TOTAL	1988 TAXES COLLECTED	97,975,677.18
Civil Defense & Disaster Control	12,300.00	Reserve For Uncollected Taxes	112,439,559.58	1988 Taxes Cancelled, Abated or Adjusted	46,284.85
Environmental Inspection & Control	377,069.00		2,914,726.00	Transfer to Tax Title Liens or Foreclosed	31,004.20
Other Public Safety		CAPITAL OUTLAY	TOTAL	Balance Outstanding Dec. 31, 1988	1,851,479.40
PUBLIC WORKS			4,660,530.33	PRIOR YEARS TAXES OUTSTANDING	
Streets and Drainage	2,574,872.00	Public Enterprises	540,754.80	Balance January 1, 1988	1,701,729.41
Sewers and Sewage Processing	29,476.00	Recreation—Culture		Collected in 1988	1,598,656.83
Garbage and Trash Disposal	3,547,404.00	Public Works	3,963,166.95	Cancelled, Abated or Adjusted 1988	13,894.93
Public Buildings and Grounds	112,018.00	Buildings and Grounds	57,244.89	Transfers to Tax Title Liens or Foreclosed	2,569.86
Other Public Works		Library and Education	99,363.74	Balance December 31, 1988	86,607.79
HEALTH and WELFARE		Conservation		TAX TITLE LIENS OUTSTANDING	
Health Services Except Environmental	274,131.00	All Other		Balance January 1, 1988	169,549.62
Welfare-Public Assistance	22,900.00	CAPITAL DEBT AUTHORIZED, DECEMBER 31, 1988		Transfer From Taxes	34,526.41
Hospitals, Clinics, First Aid		ISSUED AND UNISSUED	GROSS DEBT	Redeemed in 1988	14,197.67
Animal, Insect, & Rodent Control		School	1,456,000	Cancelled, Abated or Adjusted (1988)	15,842.96
Other Welfare Services		Self-liquidating	9,032,300	Transfers to Foreclosed Property	
RECREATION and CONSERVATION		Other	47,562,205	Balance December 31, 1988	174,035.40
Beaches and Boardwalks		Total	58,100,506	PROPERTY ACQUIRED BY DEED OR FORECLOSURE	
Parks, Playgrounds, Shade Trees	26,000.00	ISSUED AND OUTSTANDING		Balance January 1, 1988	453,667.00
Land Reclamation & Conservation		School	1,456,000.00	Transfers From Taxes or Liens	
Other Recreational Services	189,151.00	Self-Liquidating	6,028,500.00	Sale for Cash (1988)	
EDUCATION (excluding schools)		Other	41,542,560.00	Cancelled, Abated or Adjusted (1988)	
Libraries	903,413.00	Total	49,027,060.00	Balance December 31, 1988	453,667.00
Other Educational Services		EQUALIZED VALUATION BASIS		CURRENT FINANCES DECEMBER 31, 1988	
STATUTORY EXPENDITURES		FOR NET DEBT COMPUTATION	3,169,323,870	ASSETS	
Pensions & F. I. C. A.	1,241,631.00	REAL PROPERTY VALUATIONS		Cash Dec. 31, 1988	9,569,132.26
Employee Fringe Benefits	925,400.00	Code Class # of Parcels % VAL'N	ASSESSED VALUATION	Taxes Receivable	1,938,087.19
Other Statutory Expenditures		1 Vacant Land 1342 1.72	24,058,925.00	Tax Title Liens	174,035.40
CETA And Other Public Employment Programs		2 Residential 21912 65.28	912,853,970.00	Foreclosed Property	453,667.00
MUNICIPAL FUNCTIONS	TOTAL	3 Farm 28 .09	1,329,050.00	Emergencies & Other Deferred Charges	
CAPITAL IMPROVEMENTS	*MEMO*	4a Commercial 747 26.23	366,843,175.00	State and Federal Aid Receivable	61,997.50
DEBT SERVICE		4b Industrial 171 4.63	64,797,300.00	Other Receivables	186,333.15
Principal Payments	2,183,541.00	4c Apartments 16 2.04	23,496,325.00	Total	12,383,252.50
Interest Payments	1,900,857.64	Total 24216	1,398,378,745.00	LIABILITIES, RESERVES, AND SURPLUS	
DEFERRED CHARGES	37,595.00	Land Area 24.18 Sq. Miles		Cash Liabilities	3,272,037.15
SCHOOL, COUNTY, SPECIAL DISTRICT TAXES	85,216,253.50	Net Valuation Taxable-Municipal	1,409,395,624	Reserves for Receivables	2,752,122.74
RESERVE FOR UNCOLLECTED TAXES	2,914,726.00	Net Valuation Taxable-County	3,283,326,800	Surplus Dec. 31, 1988	6,359,092.61
EXPENDITURES	TOTAL	State Equalized Valuation	3,774,145,902	Total	12,383,252.50
	110,895,634.25	State Equalization Ratio	37.16		

0410
Population 1980 1,590
Population 1988 1,657
S & P Rating
Moody Rating

General Tax Rate Per \$100. 5.69
State Equalized Tax Rate 3.38

CHESILHURST BOROUGH - CAMDEN CO.
Form of Government:
Borough Council
Number of Members on Governing Body - 6

PER CAPITA:
Gross Debt 2,330.92
Net Debt 146.46
Debt Service 16.30
Total Tax Levy 527.29
Municipal Expenditures 609.50
PER CENT:
Gross Debt 15.85
Net Debt 1.00
Tax Levy Collected 32.26
Tax Levy Cancelled, Abated or Adjusted

EXPENDITURES		REVENUES-REALIZED		1988 PROPERTY TAX	
GENERAL GOVERNMENT				STATE EQUALIZED TAX RATE	
Governing Body & Public Boards		1988 Property Taxes Collected	718,756.39	Local District School Taxes .97	249,073.32
Municipal Clerk		1988 Payments in Lieu of Taxes		Regional & Consolidated School Tax .74	190,275.00
Financial Administration	43,706.00	Delinquent Tax & Lien Collections	133,272.05	School Taxes in Municipal Budget	
Assessment of Taxes	3,070.00	Business Personalty Replacement Taxes	5,739.52	County Taxes 1.00	255,993.00
Collection of Taxes	5,910.00	Taxes from Public Utilities	92,206.00	County Library Taxes .03	6,723.00
Planning, Housing & Development	17,711.00	Other Miscellaneous Tax Revenues		Local Municipal Purpose Taxes .65	167,202.44
Human Resources	37,240.00	State Aid Revenues	139,905.92	Veteran & Senior Citizen Taxes	16,250.00
Elections	2,000.00	Federal Aid Revenues		Total Taxes for Rate Computation 3.39	385,526.76
General Administration (other)	177,100.00	State and Local Fiscal Assistance Act Utilized		Special District Taxes	
JUDICIARY		Sale of Acquired Property		Bank Corp. Taxes	
Municipal Courts	17,004.73	Other Miscellaneous Revenues	375,654.79	Added and Omitted Taxes	4,446.32
PUBLIC SAFETY		Total	1,515,534.67	Total Taxes Levied - ABSTRACT	873,723.58
Fire Protection	14,964.40	Prior Years Surplus Appropriated	28,000.00	Total Taxes Billed	873,723.58
Police Protection	38,020.00	REVENUES TOTAL	1,543,534.67	1988 TAXES COLLECTED	718,756.39
Civil Defense & Disaster Control	550.00	Reserve For Uncollected Taxes	171,419.17	1988 Taxes Cancelled, Abated or Adjusted	
Environmental Inspection & Control		CAPITAL OUTLAY TOTAL	137,895.80	Transfer to Tax Title Liens or Foreclosed	17,610.05
Other Public Safety				Balance Outstanding Dec. 31, 1988	137,357.14
PUBLIC WORKS				PRIOR YEARS TAXES OUTSTANDING	
Streets and Drainage	30,039.00	Public Enterprises		Balance January 1, 1988	130,192.15
Sewers and Sewage Processing		Recreation—Culture		Collected in 1988	123,473.22
Garbage and Trash Disposal	56,190.00	Public Works	137,895.80	Cancelled, Abated or Adjusted 1988	
Public Buildings and Grounds	22,100.00	Buildings and Grounds		Transfers to Tax Title Liens or Foreclosed	
Other Public Works	12,019.00	Library and Education		Balance December 31, 1988	6,713.93
HEALTH and WELFARE		Conservation		TAX TITLE LIENS OUTSTANDING	
Health Services Except Environmental	1.00	All Other		Balance January 1, 1988	64,004.83
Welfare-Public Assistance	12,000.00	CAPITAL DEBT AUTHORIZED, DECEMBER 31, 1988		Transfer From Taxes	9,661.97
Hospitals, Clinics, First Aid		ISSUED AND UNISSUED GROSS DEBT		Redeemed in 1988	9,793.83
Animal, Insect, & Rodent Control	1,200.00	School	219,646	Cancelled, Abated or Adjusted (1988)	
Other Welfare Services		Self-liquidating		Transfers to Foreclosed Property	
RECREATION and CONSERVATION		Other	3,642,680	Balance December 31, 1988	63,872.97
Beaches and Boardwalks		Total	3,862,326	PROPERTY ACQUIRED BY DEED OR FORECLOSURE	
Parks, Playgrounds, Shade Trees		ISSUED AND OUTSTANDING		Balance January 1, 1988	418,123.79
Land Reclamation & Conservation	7,500.00	School	219,646.21	Transfers From Taxes or Liens	8,321.55
Other Recreational Services	1,700.00	Self-liquidating		Sale for Cash (1988)	
EDUCATION (excluding schools)		Other	191,130.00	Cancelled, Abated or Adjusted (1988)	
Libraries		Total	410,776.21	Balance December 31, 1988	425,445.34
Other Educational Services		EQUALIZED VALUATION BASIS		CURRENT FINANCES DECEMBER 31, 1988	
STATUTORY EXPENDITURES		FOR NET DEBT COMPUTATION	24,363,042	ASSETS	
Pensions & F. I. C. A.	20,252.00	REAL PROPERTY VALUATIONS		Cash Dec. 31, 1988	380,467.48
Employee Fringe Benefits		Code Class # of Parcels % VAL'N		Taxes Receivable	144,071.07
Other Statutory Expenditures	3,500.00	1 Vacant Land 452 13.87	2,096,240.00	Tax Title Liens	63,872.97
CETA And Other Public Employment Programs		2 Residential 394 80.18	12,116,845.00	Foreclosed Property	426,445.34
MUNICIPAL FUNCTIONS TOTAL	573,777.13	3 Farm		Emergencies & Other Deferred Charges	238,600.00
CAPITAL IMPROVEMENTS *MEMO*	6,000.00	4a Commercial 18 4.37	736,604.00	State and Federal Aid Receivable	
DEBT SERVICE		4b Industrial 2 .50	75,400.00	Other Receivables	221,728.49
Principal Payments	25,220.00	4c Apartments 2 .57	36,800.00	Total	1,475,185.35
Interest Payments	2,622.49	Total 868	15,111,389.00	LIABILITIES, RESERVES, AND SURPLUS	
DEFERRED CHARGES	236,895.43	Land Area 1.72 Sq. Miles		Cash Liabilities	557,945.99
SCHOOL, COUNTY, SPECIAL DISTRICT TAXES	702,074.32	Net Valuation Taxable-Municipal	15,286,167	Reserves for Receivables	646,117.87
RESERVE FOR UNCOLLECTED TAXES	171,419.17	Net Valuation Taxable-County	24,805,845	Surplus Dec. 31, 1988	271,121.49
EXPENDITURES TOTAL	1,712,008.54	State Equalized Valuation	25,602,326	Total	1,475,185.35
		State Equalization Ratio	59.43		

1406

Population 1980 1,433
 Population 1988 1,445
 S & P Rating
 Moody Rating

General Tax Rate Per \$100. 2.27
 State Equalized Tax Rate 1.34

CHESTER BOROUGH - MORRIS COUNTY

Form of Government:

Borough Council

Number of Members on Governing Body - 6

PER CAPITA:		PER CENT:	
Gross Debt	1,765.46	Gross Debt	1.84
Net Debt	1,527.85	Net Debt	1.59
Debt Service	20.80	Tax Levy Collected	96.97
Total Tax Levy	2,071.99	Tax Levy Cancelled, Abated or Adjusted	.34
Municipal Expenditures	965.46		

EXPENDITURES		REVENUES-REALIZED		1988 PROPERTY TAX	
GENERAL GOVERNMENT				STATE EQUALIZED TAX RATE	
Governing Body & Public Boards		1988 Property Taxes Collected	2,870,967.70	Local District School Taxes	.67 1,087,063.26
Municipal Clerk		1988 Payments in Lieu of Taxes		Regional & Consolidated School Tax	.45 724,327.69
Financial Administration	41,900.00	Delinquent Tax & Lien Collections	79,970.63	School Taxes in Municipal Budget	
Assessment of Taxes	21,250.00	Business Personalty Replacement Taxes	34,837.56	County Taxes	.25 398,497.48
Collection of Taxes	2,800.00	Taxes from Public Utilities	108,388.00	County Library Taxes	
Planning, Housing & Development	12,555.00	Other Miscellaneous Tax Revenues		Local Municipal Purpose Taxes	.47 755,418.62
Human Resources	36,702.00	State Aid Revenues	162,956.53	Veteran & Senior Citizen Taxes	
Elections		Federal Aid Revenues		Total Taxes for Rate Computation	1.84 2,972,857.05
General Administration (other)	177,700.00	State and Local Fiscal Assistance Act Utilized	271.00	Special District Taxes	
JUDICIARY		Sale of Acquired Property		Bank Corp. Taxes	15,050.62
Municipal Courts	23,920.00	Other Miscellaneous Revenues	312,799.68	Added and Omitted Taxes	13,668.62
PUBLIC SAFETY		Total	3,590,191.10	Total Taxes Levied - ABSTRACT	2,994,026.29
Fire Protection	11,973.87	Prior Years Surplus Appropriated	120,000.00	Total Taxes Billed	2,981,247.14
Police Protection	304,749.74	REVENUES TOTAL	3,710,191.10	1988 TAXES COLLECTED	2,890,967.70
Civil Defense & Disaster Control		Reserve For Uncollected Taxes	119,938.69	1988 Taxes Cancelled, Abated or Adjusted	10,210.46
Environmental Inspection & Control	21,626.00	CAPITAL OUTLAY TOTAL	247,734.30	Transfer to Tax Title Liens or Foreclosed	15.89
Other Public Safety	19,805.00			Balance Outstanding Dec. 31, 1988	80,053.09
PUBLIC WORKS				PRIOR YEARS TAXES OUTSTANDING	
Streets and Drainage	235,450.00	Public Enterprises		Balance January 1, 1988	79,970.63
Sewers and Sewage Processing	1,174.27	Recreation—Culture		Collected in 1988	79,970.63
Garbage and Trash Disposal	30,434.00	Public Works	189,176.88	Cancelled, Abated or Adjusted 1988	
Public Buildings and Grounds	27,400.00	Buildings and Grounds	54,757.42	Transfers to Tax Title Liens or Foreclosed	
Other Public Works		Library and Education	3,800.00	Balance December 31, 1988	
HEALTH and WELFARE		Conservation		TAX TITLE LIENS OUTSTANDING	
Health Services Except Environmental	30,435.36	All Other		Balance January 1, 1988	293.84
Welfare-Public Assistance	1,575.00	CAPITAL DEBT AUTHORIZED, DECEMBER 31, 1988		Transfer From Taxes	15.89
Hospitals, Clinics, First Aid	200.00	ISSUED AND UNISSUED		Redeemed in 1988	
Animal, Insect, & Rodent Control		School	343,333	Cancelled, Abated or Adjusted (1988)	
Other Welfare Services		Self-liquidating		Transfers to Foreclosed Property	
RECREATION and CONSERVATION		Other	2,207,750	Balance December 31, 1988	309.73
Beaches and Boardwalks		Total	2,551,083	PROPERTY ACQUIRED BY DEED OR	
Parks, Playgrounds, Shade Trees	5,170.00			FORECLOSURE	
Land Reclamation & Conservation	51.03	ISSUED AND OUTSTANDING		Balance January 1, 1988	
Other Recreational Services	3,430.00	School	343,333.46	Transfers From Taxes or Liens	
EDUCATION (excluding schools)		Self-Liquidating		Sale for Cash (1988)	
Libraries	42,500.00	Other	545,000.00	Cancelled, Abated or Adjusted (1988)	
Other Educational Services		Total	888,333.46	Balance December 31, 1988	
STATUTORY EXPENDITURES		EQUALIZED VALUATION BASIS		CURRENT FINANCES DECEMBER 31, 1988	
Pensions & F. I. C. A.	63,340.85	FOR NET DEBT COMPUTATION	138,782,709	ASSETS	
Employee Fringe Benefits	43,935.00	REAL PROPERTY VALUATIONS		Cash Dec. 31, 1988	405,549.61
Other Statutory Expenditures	2,641.02	Code Class # of Parcels % VAL'N		Taxes Receivable	80,053.09
CETA And Other Public Employment Programs		1 Vacant Land 27 2.71	3,526,800.00	Tax Title Liens	309.73
MUNICIPAL FUNCTIONS TOTAL	1,180,323.14	2 Residential 353 44.06	57,392,300.00	Foreclosed Property	
CAPITAL IMPROVEMENTS *MEMO*	97,800.00	3 Farm 17 .51	663,400.00	Emergencies & Other Deferred Charges	14,008.87
DEBT SERVICE		4a Commercial 126 52.31	69,146,900.00	State and Federal Aid Receivable	136,000.00
Principal Payments	30,059.40	4b Industrial		Other Receivables	12,011.37
Interest Payments		4c Apartments 2 .41	536,200.00	Total	647,932.67
DEFERRED CHARGES	64,763.50	Total 525	130,265,600.00	LIABILITIES, RESERVES, AND SURPLUS	
SCHOOL, COUNTY, SPECIAL DISTRICT TAXES	2,209,838.43	Land Area 1.60 Sq. Miles		Cash Liabilities	201,967.13
RESERVE FOR UNCOLLECTED TAXES	119,938.69	Net Valuation Taxable-Municipal	130,730,331	Reserves for Receivables	92,374.19
EXPENDITURES TOTAL	3,604,973.16	Net Valuation Taxable-County	170,409,852	Surplus Dec. 31, 1988	353,591.35
		State Equalized Valuation	161,505,156	Total	647,932.67
		State Equalization Ratio	80.89		

Population 1980	5,198
Population 1988	5,778
S & P Rating	
Moody Rating	

General Tax Rate Per \$100.	2.75
State Equalized Tax Rate	1.48

CHESTER TOWNSHIP – MORRIS COUNTY

Form of Government:
Small Municipality Plan C (OMCL 50)
Number of Members on Governing Body – 5

PER CAPITA.		PER CENT.	
Gross Debt	803.62	Gross Debt	1.00
Net Debt	604.91	Net Debt	.75
Debt Service	33.51	Tax Levy Collected	97.74
Total Tax Levy	1,539.11	Tax Levy Cancelled, Abated or Adjusted	.09
Municipal Expenditures	620.73		

EXPENDITURES		REVENUES-REALIZED		1988 PROPERTY TAX	
GENERAL GOVERNMENT				STATE EQUALIZED TAX RATE	
Governing Body & Public Boards		1988 Property Taxes Collected	8,734,389.01	Local District School Taxes	.58 3,423,508.17
Municipal Clerk		1988 Payments in Lieu of Taxes	4,122.15	Regional & Consolidated School Tax	.41 2,422,657.26
Financial Administration	30,925.67	Delinquent Tax & Lien Collections	135,315.13	School Taxes in Municipal Budget	
Assessment of Taxes	45,355.00	Business Personalty Replacement Taxes	49,409.64	County Taxes	.23 1,375,336.20
Collection of Taxes	32,530.00	Taxes from Public Utilities	779,962.00	County Library Taxes	
Planning, Housing & Development	70,030.00	Other Miscellaneous Tax Revenues		Local Municipal Purpose Taxes	.26 1,514,317.33
Human Resources	29,595.00	State Aid Revenues	49,243.95	Veteran & Senior Citizen Taxes	
Elections		Federal Aid Revenues		Total Taxes for Rate Computation	1.48 3,756,418.99
General Administration (other)	401,470.00	State and Local Fiscal Assistance Act Utilized	468.00	Special District Taxes	
JUDICIARY		Sale of Acquired Property		Bank Corp. Taxes	6,560.51
Municipal Courts	42,340.00	Other Miscellaneous Revenues	470,366.89	Added and Omitted Taxes	147,213.44
PUBLIC SAFETY		Total	10,223,281.82	Total Taxes Levied - ABSTRACT	3,892,966.05
Fire Protection	96,662.00	Prior Years Surplus Appropriated	709,417.00	Total Taxes Billed	3,936,309.72
Police Protection	807,638.90	REVENUES	10,932,693.32	1988 TAXES COLLECTED	3,734,389.01
Civil Defense & Disaster Control	100.00	Reserve For Uncollected Taxes	261,621.73	1988 Taxes Cancelled, Abated or Adjusted	7,980.50
Environmental Inspection & Control	113,900.00	CAPITAL OUTLAY	345,710.67	Transfer to Tax Title Liens or Foreclosed	4,270.75
Other Public Safety		Total		Balance Outstanding Dec. 31, 1988	189,669.46
PUBLIC WORKS		Public Enterprises		PRIOR YEARS TAXES OUTSTANDING	
Streets and Drainage	495,461.80	Recreation—Culture		Balance January 1, 1988	143,129.83
Sewers and Sewage Processing		Public Works	298,696.61	Collected in 1988	129,781.63
Garbage and Trash Disposal	49,060.00	Buildings and Grounds	47,014.05	Cancelled, Abated or Adjusted 1988	
Public Buildings and Grounds	71,000.00	Library and Education		Transfers to Tax Title Liens or Foreclosed	3,204.31
Other Public Works		Conservation		Balance December 31, 1988	10,143.34
HEALTH and WELFARE		All Other		TAX TITLE LIENS OUTSTANDING	
Health Services Except Environmental	76,215.00	CAPITAL DEBT AUTHORIZED, DECEMBER 31, 1988		Balance January 1, 1988	7,450.76
Welfare-Public Assistance	1,200.00	ISSUED AND UNISSUED		Transfer From Taxes	3,015.66
Hospitals, Clinics, First Aid		School	1,143,157	Redeemed in 1988	5,533.50
Animal, Insect, & Rodent Control		Self-liquidating		Cancelled, Abated or Adjusted (1988)	
Other Welfare Services		Other	3,495,146	Transfers to Foreclosed Property	
RECREATION and CONSERVATION		Total	4,638,303	Balance December 31, 1988	9,932.92
Beaches and Boardwalks		ISSUED AND OUTSTANDING		PROPERTY ACQUIRED BY DEED OR FORECLOSURE	
Parks, Playgrounds, Shade Trees	10,000.00	School	1,143,157.01	Balance January 1, 1988	17,500.00
Land Reclamation & Conservation	5,330.00	Self-Liquidating		Transfers From Taxes or Liens	
Other Recreational Services	22,710.00	Other	3,049,423.00	Sale for Cash (1988)	
EDUCATION (excluding schools)		Total	4,192,580.01	Cancelled, Abated or Adjusted (1988)	
Libraries	142,300.00	EQUALIZED VALUATION BASIS		Balance December 31, 1988	17,500.00
Other Educational Services		FOR NET DEBT COMPUTATION	464,109,564	CURRENT FINANCES DECEMBER 31, 1988	
STATUTORY EXPENDITURES		REAL PROPERTY VALUATIONS		ASSETS	
Pensions & F. I. C. A.	202,526.00	Code Class # of Parcels % VAL'N	ASSESSED VALUATION	Cash Dec. 31, 1988	1,325,100.93
Employee Fringe Benefits	34,000.00	1 Vacant Land 308 5.53	17,515,000.00	Taxes Receivable	199,313.30
Other Statutory Expenditures		2 Residential 1658 32.33	262,518,800.00	Tax Title Liens	9,932.92
CETA And Other Public Employment Programs		3 Farm 216 5.93	18,313,600.00	Foreclosed Property	17,500.00
MUNICIPAL FUNCTIONS	2,835,419.37	4a Commercial 96 4.55	14,413,050.00	Emergencies & Other Deferred Charges	69,115.24
CAPITAL IMPROVEMENTS	35,000.00	4b Industrial 7 1.16	3,636,700.00	State and Federal Aid Receivable	
DEBT SERVICE		4c Apartments		Other Receivables	47,760.01
Principal Payments	229,640.00	Total	316,952,150.00	Total	1,669,222.40
Interest Payments	252,895.42	Land Area 28.90 Sq. Miles		LIABILITIES, RESERVES, AND SURPLUS	
DEFERRED CHARGES	7,000.00	Net Valuation Taxable-Municipal	313,280,648	Cash Liabilities	483,703.68
SCHOOL, COUNTY, SPECIAL DISTRICT TAXES	7,223,675.37	Net Valuation Taxable-County	585,836,371	Reserves for Receivables	275,000.23
RESERVE FOR UNCOLLECTED TAXES	261,621.73	State Equalized Valuation	592,001,941	Surplus Dec. 31, 1988	910,312.49
EXPENDITURES	10,810,251.89	State Equalization Ratio	53.66	Total	1,669,222.40

0307

Population 1980 3,867
 Population 1988 4,728
 S & P Rating
 Moody Rating

General Tax Rate Per \$100. 2.86
 State Equalized Tax Rate 1.73

CHESTERFIELD TWP. - BURLINGTON CO.**Form of Government:****Township Committee****Number of Members on Governing Body - 3****PER CAPITA:**

Gross Debt 568.57
 Net Debt 562.61
 Debt Service 6.28
 Total Tax Levy 518.07
 Municipal Expenditures 205.65

PER CENT:

Gross Debt 2.62
 Net Debt 2.59
 Tax Levy Collected 95.69
 Tax Levy Cancelled, Abated or Adjusted .20

EXPENDITURES		REVENUES-REALIZED		1988 PROPERTY TAX	
GENERAL GOVERNMENT				STATE EQUALIZED TAX RATE	
Governing Body & Public Boards		1988 Property Taxes Collected	2,349,537.85	Local District School Taxes .58	734,905.50
Municipal Clerk		1988 Payments in Lieu of Taxes		Regional & Consolidated School Tax .51	647,138.43
Financial Administration	32,000.00	Delinquent Tax & Lien Collections	105,816.82	School Taxes in Municipal Budget	
Assessment of Taxes	23,750.00	Business Personalty Replacement Taxes	35,731.88	County Taxes .55	691,110.34
Collection of Taxes	21,000.00	Taxes from Public Utilities	280,932.00	County Library Taxes .03	39,213.03
Planning, Housing & Development	47,300.00	Other Miscellaneous Tax Revenues		Local Municipal Purpose Taxes .06	75,000.00
Human Resources	2,500.00	State Aid Revenues	137,978.35	Veteran & Senior Citizen Taxes	21,900.00
Elections		Federal Aid Revenues		Total Taxes for Rate Computation 1.73	2,209,267.30
General Administration (other)	184,000.00	State and Local Fiscal Assistance Act Utilized	258.00	Special District Taxes	85,837.90
JUDICIARY		Sale of Acquired Property		Bank Corp. Taxes	1,529.59
Municipal Courts	45,300.00	Other Miscellaneous Revenues	236,524.64	Added and Omitted Taxes	174,686.47
PUBLIC SAFETY		Total	3,146,829.54	Total Taxes Levied - ABSTRACT	2,449,421.26
Fire Protection	3,900.00	Prior Years Surplus Appropriated	399,040.00	Total Taxes Billed	2,455,325.50
Police Protection	60,000.00	REVENUES	TOTAL	1988 TAXES COLLECTED	2,349,587.85
Civil Defense & Disaster Control	575.00	Reserve For Uncollected Taxes	158,500.00	1988 Taxes Cancelled, Abated or Adjusted	4,816.80
Environmental Inspection & Control	36,000.00			Transfer to Tax Title Liens or Foreclosed	146.71
Other Public Safety				Balance Outstanding Dec. 31, 1988	100,774.14
PUBLIC WORKS		CAPITAL OUTLAY	TOTAL	PRIOR YEARS TAXES OUTSTANDING	
Streets and Drainage	221,258.00	Public Enterprises		Balance January 1, 1988	106,383.83
Sewers and Sewage Processing		Recreation—Culture		Collected in 1988	105,816.82
Garbage and Trash Disposal		Public Works	52,272.43	Cancelled, Abated or Adjusted 1988	
Public Buildings and Grounds	36,000.00	Buildings and Grounds	34,112.24	Transfers to Tax Title Liens or Foreclosed	99.98
Other Public Works		Library and Education		Balance December 31, 1988	467.03
HEALTH and WELFARE		Conservation		TAX TITLE LIENS OUTSTANDING	
Health Services Except Environmental	1,375.00	All Other		Balance January 1, 1988	
Welfare-Public Assistance	6,700.00			Transfer From Taxes	272.48
Hospitals, Clinics, First Aid		CAPITAL DEBT AUTHORIZED, DECEMBER 31, 1988		Redeemed in 1988	
Animal, Insect, & Rodent Control		ISSUED AND UNISSUED	GROSS DEBT	Cancelled, Abated or Adjusted (1988)	
Other Welfare Services		School	28,199	Transfers to Foreclosed Property	
RECREATION and CONSERVATION		Self-liquidating		Balance December 31, 1988	272.48
Beaches and Boardwalks		Other	2,660,000	PROPERTY ACQUIRED BY DEED OR FORECLOSURE	
Parks, Playgrounds, Shade Trees	6,000.00	Total	2,688,199	Balance January 1, 1988	7,800.00
Land Reclamation & Conservation	3,500.00			Transfers From Taxes or Liens	
Other Recreational Services	2,500.00	ISSUED AND OUTSTANDING		Sale for Cash (1988)	
EDUCATION (excluding schools)		School		Cancelled, Abated or Adjusted (1988)	
Libraries	8,500.00	Self-Liquidating		Balance December 31, 1988	7,800.00
Other Educational Services	500.00	Other		CURRENT FINANCES DECEMBER 31, 1988	
STATUTORY EXPENDITURES		Total	1,263,199.45	ASSETS	
Pensions & F. I. C. A.	32,000.00	EQUALIZED VALUATION BASIS		Cash Dec. 31, 1988	1,970,905.29
Employee Fringe Benefits	9,000.00	FOR NET DEBT COMPUTATION		Taxes Receivable	101,241.17
Other Statutory Expenditures		REAL PROPERTY VALUATIONS		Tax Title Liens	272.48
CETA And Other Public Employment Programs		Code Class # of Parcels % VAL'N	ASSESSED VALUATION	Foreclosed Property	7,800.00
MUNICIPAL FUNCTIONS		1 Vacant Land 84 2.42	1,826,900.00	Emergencies & Other Deferred Charges	
CAPITAL IMPROVEMENTS	*MEMO*	2 Residential 587 60.77	45,830,800.00	State and Federal Aid Receivable	
DEBT SERVICE		3 Farm 436 26.81	20,221,500.00	Other Receivables	76,490.87
Principal Payments		4a Commercial 69 10.00	7,538,000.00	Total	2,156,709.81
Interest Payments	29,699.28	4b Industrial		LIABILITIES, RESERVES, AND SURPLUS	
		4c Apartments		Cash Liabilities	1,245,792.18
		Total	1176	Reserves for Receivables	185,804.52
DEFERRED CHARGES		Land Area 21.81 Sq. Miles		Surplus Dec. 31, 1988	725,113.11
SCHOOL, COUNTY, SPECIAL DISTRICT TAXES	2,198,205.20	Net Valuation Taxable-Municipal	76,414,564	Total	2,156,709.81
RESERVE FOR UNCOLLECTED TAXES	158,500.00	Net Valuation Taxable-County	117,191,516		
EXPENDITURES	TOTAL	State Equalized Valuation	125,550,956		
	3,170,502.43	State Equalization Ratio	60.55		

0308

Population 1980 16,072

Population 1988 15,511

S & P Rating

Moody Rating A1

General Tax Rate Per \$100.

3.24

State Equalized Tax Rate

2.01

CINNAMINSON TWP. - BURLINGTON CO.

Form of Government:

Township Committee

Number of Members on Governing Body - 5

PER CAPITA:

Gross Debt 383.71

Net Debt 187.66

Debt Service 21.34

Total Tax Levy 940.63

Municipal Expenditures 233.17

PER CENT:

Gross Debt 1.03

Net Debt .50

Tax Levy Collected 97.86

Tax Levy Cancelled, Abated

or Adjusted .40

EXPENDITURES		REVENUES-REALIZED		1988 PROPERTY TAX	
GENERAL GOVERNMENT				STATE EQUALIZED TAX RATE 1.23	
Governing Body & Public Boards		1988 Property Taxes Collected	14,258,526.29	Local District School Taxes	3,464,522.55
Municipal Clerk		1988 Payments in Lieu of Taxes		Regional & Consolidated School Tax	
Financial Administration	67,951.00	Delinquent Tax & Lien Collections	211,659.24	School Taxes in Municipal Budget	
Assessment of Taxes	20,500.00	Business Personalty Replacement Taxes	235,662.44	County Taxes	.54 3,550,039.93
Collection of Taxes	40,900.00	Taxes from Public Utilities	1,501,444.00	County Library Taxes	.03 201,430.32
Planning, Housing & Development	20,450.02	Other Miscellaneous Tax Revenues		Local Municipal Purpose Taxes	.16 1,061,361.65
Human Resources		State Aid Revenues	126,643.47	Veteran & Senior Citizen Taxes	136,650.00
Elections		Federal Aid Revenues		Total Taxes for Rate Computation	2.01 13,414,004.45
General Administration (other)	769,530.50	State and Local Fiscal Assistance Act Utilized	1,475.39	Special District Taxes	1,175,350.00
JUDICIARY		Sale of Acquired Property		Bank Corp. Taxes	25,001.89
Municipal Courts	49,220.00	Other Miscellaneous Revenues	926,170.85	Added and Omitted Taxes	111,665.29
PUBLIC SAFETY		Total	17,311,581.63	Total Taxes Levied - ABSTRACT	14,590,071.63
Fire Protection		Prior Years Surplus Appropriated	733,500.00	Total Taxes Billed	14,570,401.03
Police Protection	1,196,475.39	REVENUES TOTAL	18,045,081.68	1988 TAXES COLLECTED	14,258,526.29
Civil Defense & Disaster Control	3,600.00	Reserve For Uncollected Taxes	382,961.81	1988 Taxes Cancelled, Abated or Adjusted	57,305.42
Environmental Inspection & Control	106,950.00	CAPITAL OUTLAY TOTAL	352,233.25	Transfer to Tax Title Liens or Foreclosed	56.35
Other Public Safety		Public Enterprises		Balance Outstanding Dec. 31, 1988	253,337.61
PUBLIC WORKS		Recreation—Culture	11,642.90	PRIOR YEARS TAXES OUTSTANDING	
Streets and Drainage	892,000.00	Public Works	166,674.03	Balance January 1, 1988	214,230.94
Sewers and Sewage Processing		Buildings and Grounds	173,916.32	Collected in 1988	211,659.24
Garbage and Trash Disposal		Library and Education		Cancelled, Abated or Adjusted 1988	500.00
Public Buildings and Grounds	99,750.00	Conservation		Transfers to Tax Title Liens or Foreclosed	
Other Public Works		All Other		Balance December 31, 1988	2,071.70
HEALTH and WELFARE		CAPITAL DEBT AUTHORIZED, DECEMBER 31, 1988		TAX TITLE LIENS OUTSTANDING	
Health Services Except Environmental	3,100.00	ISSUED AND UNISSUED		Balance January 1, 1988	123.42
Welfare-Public Assistance	13,325.00	School	3,041,000	Transfer From Taxes	56.35
Hospitals, Clinics, First Aid		Self-liquidating		Redeemed in 1988	
Animal, Insect, & Rodent Control	1,000.00	Other	2,910,774	Cancelled, Abated or Adjusted (1988)	
Other Welfare Services		Total	5,951,774	Transfers to Foreclosed Property	
RECREATION and CONSERVATION		ISSUED AND OUTSTANDING		Balance December 31, 1988	179.77
Beaches and Boardwalks		School	2,227,000.00	PROPERTY ACQUIRED BY DEED OR	
Parks, Playgrounds, Shade Trees	2,000.00	Self-Liquidating		FORECLOSURE	
Land Reclamation & Conservation		Other	2,637,834.41	Balance January 1, 1988	29,770.00
Other Recreational Services	48,000.00	Total	4,864,834.41	Transfers From Taxes or Liens	
EDUCATION (excluding schools)		EQUALIZED VALUATION BASIS		Sale for Cash (1988)	
Libraries	35,000.00	FOR NET DEBT COMPUTATION	577,660,639	Cancelled, Abated or Adjusted (1988)	
Other Educational Services		REAL PROPERTY VALUATIONS		Balance December 31, 1988	29,770.00
STATUTORY EXPENDITURES		Code Class # of Parcels % VAL'N		CURRENT FINANCES DECEMBER 31, 1988	
Pensions & F. I. C. A.	281,000.00	1 Vacant Land 321 1.33	7,464,750.00	ASSETS	
Employee Fringe Benefits	27,500.00	2 Residential 4637 73.95	301,293,400.00	Cash Dec. 31, 1988	5,112,923.59
Other Statutory Expenditures		3 Farm 19 .26	1,039,700.00	Taxes Receivable	255,959.31
CETA And Other Public Employment Programs		4a Commercial 139 11.92	48,583,500.00	Tax Title Liens	179.77
MUNICIPAL FUNCTIONS TOTAL	3,678,261.91	4b Industrial 94 12.02	48,963,084.00	Foreclosed Property	29,770.00
CAPITAL IMPROVEMENTS *MEMO*	10,000.00	4c Apartments 1 .02	66,300.00	Emergencies & Other Deferred Charges	51,461.00
DEBT SERVICE		Total 5211	407,410,734.00	State and Federal Aid Receivable	
Principal Payments	245,000.00	Land Area 7.57 Sq. Miles		Other Receivables	27,202.88
Interest Payments	86,006.25	Net Valuation Taxable-Municipal	410,520,611	Total	5,477,496.55
DEFERRED CHARGES		Net Valuation Taxable-County	601,991,841	LIABILITIES, RESERVES, AND SURPLUS	
SCHOOL, COUNTY, SPECIAL DISTRICT TAXES	13,391,842.80	State Equalized Valuation	658,849,027	Cash Liabilities	3,868,231.88
RESERVE FOR UNCOLLECTED TAXES	382,961.81	State Equalization Ratio	62.13	Reserves for Receivables	313,111.96
EXPENDITURES TOTAL	17,784,072.77			Surplus Dec. 31, 1988	1,296,152.71
				Total	5,477,496.55

2002
 Population 1980 15,697
 Population 1988 16,055
 S & P Rating
 Moody Rating A1
 General Tax Rate Per \$100. 2.62
 State Equalized Tax Rate 1.65

CLARK TOWNSHIP – UNION COUNTY
Form of Government:
Mayor–Council Plan F (OMCL 50)
Number of Members on Governing Body – 7

PER CAPITA:
 Gross Debt 298.32
 Net Debt 256.73
 Debt Service 31.42
 Total Tax Levy 1,162.17
 Municipal Expenditures 489.68
 PER CENT:
 Gross Debt .50
 Net Debt .43
 Tax Levy Collected 96.57
 Tax Levy Cancelled, Abated or Adjusted .14

EXPENDITURES		REVENUES-REALIZED		1988 PROPERTY TAX	
GENERAL GOVERNMENT				STATE EQUALIZED TAX RATE	
Governing Body & Public Boards	51,070.00	1988 Property Taxes Collected		Local District School Taxes	6,104,494.50
Municipal Clerk	33,374.31	1988 Payments in Lieu of Taxes		Regional & Consolidated School Tax	5,241,979.38
Financial Administration	3,700.00	Delinquent Tax & Lien Collections		School Taxes in Municipal Budget	
Assessment of Taxes	53,529.00	Business Personalty Replacement Taxes		County Taxes	4,194,882.07
Collection of Taxes	33,759.04	Taxes from Public Utilities		County Library Taxes	
Planning, Housing & Development	13,138.29	Other Miscellaneous Tax Revenues		Local Municipal Purpose Taxes	3,018,050.01
Human Resources	149,417.53	State Aid Revenues		Veteran & Senior Citizen Taxes	179,800.00
Elections	5,700.00	Federal Aid Revenues		Total Taxes for Rate Computation	18,739,205.96
General Administration (other)	513,916.33	State and Local Fiscal Assistance Act Utilized		Special District Taxes	
JUDICIARY		Sale of Acquired Property		Bank Corp. Taxes	54,924.46
Municipal Courts	95,440.00	Other Miscellaneous Revenues		Added and Omitted Taxes	44,311.11
PUBLIC SAFETY		Total		Total Taxes Levied - ABSTRACT	18,658,641.53
Fire Protection	293,843.27	Prior Years Surplus Appropriated		Total Taxes Billed	18,603,717.07
Police Protection	1,824,347.73	REVENUES		1988 TAXES COLLECTED	17,966,065.31
Civil Defense & Disaster Control	7,577.00	Reserve For Uncollected Taxes		1988 Taxes Cancelled, Abated or Adjusted	26,715.06
Environmental Inspection & Control	36,120.19	CAPITAL OUTLAY		Transfer to Tax Title Liens or Foreclosed	1,818.28
Other Public Safety		TOTAL		Balance Outstanding Dec. 31, 1988	609,118.42
PUBLIC WORKS				PRIOR YEARS TAXES OUTSTANDING	
Streets and Drainage	642,071.40	Public Enterprises		Balance January 1, 1988	406,512.19
Sewers and Sewage Processing	1,359,273.00	Recreation—Culture		Collected in 1988	404,442.49
Garbage and Trash Disposal		Public Works		Cancelled, Abated or Adjusted 1988	2,069.70
Public Buildings and Grounds	197,218.96	Buildings and Grounds		Transfers to Tax Title Liens or Foreclosed	
Other Public Works	27,808.00	Library and Education		Balance December 31, 1988	
HEALTH and WELFARE		Conservation		TAX TITLE LIENS OUTSTANDING	
Health Services Except Environmental	37,256.00	All Other		Balance January 1, 1988	18,509.09
Welfare-Public Assistance	11,028.00	CAPITAL DEBT AUTHORIZED, DECEMBER 31, 1988		Transfer From Taxes	1,818.28
Hospitals, Clinics, First Aid		ISSUED AND UNISSUED		Redeemed in 1988	
Animal, Insect, & Rodent Control	9,000.00	GROSS DEBT		Cancelled, Abated or Adjusted (1988)	
Other Welfare Services		NET DEBT		Transfers to Foreclosed Property	
RECREATION and CONSERVATION				Balance December 31, 1988	20,327.37
Beaches and Boardwalks				PROPERTY ACQUIRED BY DEED OR	
Parks, Playgrounds, Shade Trees	18,974.32			FORECLOSURE	
Land Reclamation & Conservation				Balance January 1, 1988	35,575.00
Other Recreational Services	23,150.00			Transfers From Taxes or Liens	
EDUCATION (excluding schools)				Sale for Cash (1988)	
Libraries	239,200.00			Cancelled, Abated or Adjusted (1988)	
Other Educational Services				Balance December 31, 1988	35,575.00
STATUTORY EXPENDITURES				CURRENT FINANCES DECEMBER 31, 1988	
Pensions & F. I. C. A.	482,109.42			ASSETS	
Employee Fringe Benefits	316,282.00			Cash Dec. 31, 1988	1,497,013.34
Other Statutory Expenditures				Taxes Receivable	609,118.42
CETA And Other Public Employment Programs				Tax Title Liens	20,327.37
MUNICIPAL FUNCTIONS	6,533,954.79			Foreclosed Property	35,575.00
CAPITAL IMPROVEMENTS	50,000.00			Emergencies & Other Deferred Charges	305,738.51
DEBT SERVICE				State and Federal Aid Receivable	22,455.88
Principal Payments	330,000.00			Other Receivables	106,818.96
Interest Payments	174,402.00			Total	2,597,047.48
DEFERRED CHARGES	102,552.20			LIABILITIES, RESERVES, AND SURPLUS	
SCHOOL, COUNTY, SPECIAL DISTRICT TAXES	15,541,355.95			Cash Liabilities	689,250.75
RESERVE FOR UNCOLLECTED TAXES	716,000.00			Reserves for Receivables	771,839.75
EXPENDITURES	23,403,244.94			Surplus Dec. 31, 1988	1,135,956.98
				Total	2,597,047.48

0801

Population 1980 6,013
Population 1988 5,879
S & P Rating
Moody Rating

General Tax Rate Per \$100.

3.20

State Equalized Tax Rate

2.81

CLAYTON BOROUGH - GLOUCESTER CO.

Form of Government:

Borough Council

Number of Members on Governing Body - 6

PER CAPITA:

Gross Debt 1,328.80

Net Debt 393.11

Debt Service 10.35

Total Tax Levy 577.03

Municipal Expenditures 407.77

PER CENT:

Gross Debt 7.23

Net Debt 2.14

Tax Levy Collected 89.58

Tax Levy Cancelled, Abated
or Adjusted

EXPENDITURES		REVENUES-REALIZED		1988 PROPERTY TAX	
GENERAL GOVERNMENT				STATE EQUALIZED TAX RATE →	
Governing Body & Public Boards	9,345.00	1988 Property Taxes Collected	3,038,174.03	Local District School Taxes	1.26 1,508,374.00
Municipal Clerk	31,056.00	1988 Payments in Lieu of Taxes		Regional & Consolidated School Tax	
Financial Administration	69,310.00	Delinquent Tax & Lien Collections	319,520.92	School Taxes in Municipal Budget	
Assessment of Taxes	16,308.00	Business Personalty Replacement Taxes	45,148.36	County Taxes	.72 861,142.43
Collection of Taxes	19,690.00	Taxes from Public Utilities	371,177.00	County Library Taxes	.02 24,317.92
Planning, Housing & Development	5,734.00	Other Miscellaneous Tax Revenues		Local Municipal Purpose Taxes	.30 959,243.57
Human Resources	331.80	State Aid Revenues	134,236.90	Veteran & Senior Citizen Taxes	
Elections	1,865.00	Federal Aid Revenues		Total Taxes for Rate Computation	2.30 3,422,977.92
General Administration (other)	243,133.00	State and Local Fiscal Assistance Act Utilized	376.04	Special District Taxes	
JUDICIARY		Sale of Acquired Property		Bank Corp. Taxes	2,083.43
Municipal Courts	36,520.00	Other Miscellaneous Revenues	335,443.80	Added and Omitted Taxes	36,674.10
PUBLIC SAFETY		Total	4,244,077.10	Total Taxes Levied - ABSTRACT	3,392,340.45
Fire Protection	60,955.80	Prior Years Surplus Appropriated	210,000.00	Total Taxes Billed	3,391,549.32
Police Protection	642,607.75	REVENUES TOTAL	4,454,077.10	1988 TAXES COLLECTED	3,038,174.08
Civil Defense & Disaster Control	440.00	Reserve For Uncollected Taxes	370,719.75	1988 Taxes Cancelled, Abated or Adjusted	
Environmental Inspection & Control	34,108.89	CAPITAL OUTLAY TOTAL	168,991.33	Transfer to Tax Title Liens or Foreclosed	
Other Public Safety				Balance Outstanding Dec. 31, 1988	353,375.74
PUBLIC WORKS				PRIOR YEARS TAXES OUTSTANDING	
Streets and Drainage	190,198.99	Public Enterprises	12,331.55	Balance January 1, 1988	295,364.29
Sewers and Sewage Processing		Recreation—Culture	5,823.43	Collected in 1988	277,120.04
Garbage and Trash Disposal	230,367.00	Public Works	75,414.45	Cancelled, Abated or Adjusted 1988	
Public Buildings and Grounds	17,045.00	Buildings and Grounds	75,366.95	Transfers to Tax Title Liens or Foreclosed	
Other Public Works		Library and Education		Balance December 31, 1988	12,244.35
HEALTH and WELFARE		Conservation		TAX TITLE LIENS OUTSTANDING	
Health Services Except Environmental	2,858.25	All Other		Balance January 1, 1988	212,965.14
Welfare-Public Assistance	10,945.42	CAPITAL DEBT AUTHORIZED, DECEMBER 31, 1988		Transfer From Taxes	
Hospitals, Clinics, First Aid		ISSUED AND UNISSUED		Redeemed in 1988	42,400.88
Animal, Insect, & Rodent Control	10.00	School	6,003,000	Cancelled, Abated or Adjusted (1988)	
Other Welfare Services		Self-liquidating	1,131,000	Transfers to Foreclosed Property	
RECREATION and CONSERVATION		Other	628,000	Balance December 31, 1988	170,564.26
Beaches and Boardwalks	143,450.00	Total	7,812,000	PROPERTY ACQUIRED BY DEED OR	
Parks, Playgrounds, Shade Trees				FORECLOSURE	
Land Reclamation & Conservation	1,530.00	ISSUED AND OUTSTANDING		Balance January 1, 1988	331,604.50
Other Recreational Services	28,974.00	School	5,995,000.00	Transfers From Taxes or Liens	
EDUCATION (excluding schools)		Self-Liquidating	1,131,000.00	Sole for Cash (1988)	30,000.00
Libraries		Other	628,000.00	Cancelled, Abated or Adjusted (1988)	
Other Educational Services		Total	7,804,000.00	Balance December 31, 1988	301,604.50
STATUTORY EXPENDITURES		EQUALIZED VALUATION BASIS		CURRENT FINANCES DECEMBER 31, 1988	
Pensions & F. I. C. A.	100,704.03	FOR NET DEBT COMPUTATION	107,997,321	ASSETS	
Employee Fringe Benefits		REAL PROPERTY VALUATIONS		Cash Dec. 31, 1988	620,513.86
Other Statutory Expenditures	4,200.00	Code Class # of Parcels % VAL'N	ASSESSED VALUATION	Taxes Receivable	371,620.59
CETA And Other Public Employment Programs		1 Vacant Land 316 3.11	3,197,800.00	Tax Title Liens	170,564.26
MUNICIPAL FUNCTIONS TOTAL	1,901,637.98	2 Residential 1709 74.89	77,014,200.00	Foreclosed Property	301,604.50
CAPITAL IMPROVEMENTS *MEMO*	10,000.00	3 Farm 60 1.33	1,413,400.00	Emergencies & Other Deferred Charges	134,890.90
DEBT SERVICE		4a Commercial 36 8.56	8,807,400.00	State and Federal Aid Receivable	
Principal Payments	33,500.00	4b Industrial 17 9.00	2,259,500.00	Other Receivables	84,531.06
Interest Payments	27,349.13	4c Apartments 3 3.05	3,139,300.00	Total	1,683,725.17
		Total 2196	102,831,600.00	LIABILITIES, RESERVES, AND SURPLUS	
DEFERRED CHARGES	64,018.03	Land Area 7.25 Sq. Miles		Cash Liabilities	357,735.37
SCHOOL, COUNTY, SPECIAL DISTRICT TAXES	2,394,334.35	Net Valuation Taxable-Municipal	104,839,866	Reserves for Receivables	923,320.41
RESERVE FOR UNCOLLECTED TAXES	370,719.75	Net Valuation Taxable-County	109,905,300	Surplus Dec. 31, 1988	397,669.39
EXPENDITURES TOTAL	4,791,609.29	State Equalized Valuation	119,181,921	Total	1,683,725.17
		State Equalization Ratio	37.76		

0411
 Population 1980 5,764
 Population 1988 5,874
 S & P Rating
 Moody Rating BAA1

General Tax Rate Per \$100. 5.61
 State Equalized Tax Rate 3.11

CLEMENTON BOROUGH - CAMDEN CO.
Form of Government:
Borough Council
Number of Members on Governing Body - 6

PER CAPITA:
 Gross Debt 775.54
 Net Debt 454.55
 Debt Service 29.18
 Total Tax Levy 577.95
 Municipal Expenditures 339.06
 PER CENT:
 Gross Debt 4.57
 Net Debt 2.68
 Tax Levy Collected 93.13
 Tax Levy Cancelled, Abated or Adjusted .13

EXPENDITURES		REVENUES-REALIZED		1988 PROPERTY TAX	
GENERAL GOVERNMENT				STATE EQUALIZED TAX RATE	
Governing Body & Public Boords		1988 Property Taxes Collected	3,164,716.29	Local District School Taxes	.59 644,515.46
Municipal Clerk		1988 Payments in Lieu of Taxes		Regional & Consolidated School Tax	.64 696,917.00
Financial Administration	42,773.00	Delinquent Tax & Lien Collections	185,780.39	School Taxes in Municipal Budget	
Assessment of Taxes	11,254.00	Business Personalty Replacement Taxes	37,522.36	County Taxes	.97 1,056,733.00
Collection of Taxes	39,415.00	Taxes from Public Utilities	233,453.00	County Library Taxes	.03 27,755.00
Planning, Housing & Development	9,850.00	Other Miscellaneous Tax Revenues		Local Municipal Purpose Taxes	.88 956,000.00
Human Resources	31,402.00	State Aid Revenues	98,534.73	Veteran & Senior Citizen Taxes	
Elections	3,600.00	Federal Aid Revenues		Total Taxes for Rate Computation	3.11 3,445,870.46
General Administration (other)	229,516.00	State and Local Fiscal Assistance Act Utilized	909.46	Special District Taxes	
JUDICIARY		Sale of Acquired Property	1,425.00	Bank Corp. Taxes	869.69
Municipal Courts	45,630.00	Other Miscellaneous Revenues	212,571.26	Added and Omitted Taxes	12,111.98
PUBLIC SAFETY		Total	3,934,912.49	Total Taxes Levied - ABSTRACT	3,394,902.13
Fire Protection	27,610.00	Prior Years Surplus Appropriated	410,000.00	Total Taxes Billed	3,398,049.85
Police Protection	416,621.57	REVENUES TOTAL	4,344,912.49	1988 TAXES COLLECTED	3,164,716.29
Civil Defense & Disaster Control	700.00	Reserve For Uncollected Taxes	323,929.29	1988 Taxes Cancelled, Abated or Adjusted	4,257.71
Environmental Inspection & Control	25,570.00	CAPITAL OUTLAY TOTAL	108,325.40	Transfer to Tax Title Liens or Foreclosed	
Other Public Safety		Public Enterprises	67,569.85	Balance Outstanding Dec. 31, 1988	225,075.85
PUBLIC WORKS		Recreation—Culture		PRIOR YEARS TAXES OUTSTANDING	
Streets and Drainage	146,659.00	Public Works	32,914.11	Balance January 1, 1988	186,306.41
Sewers and Sewage Processing	260,000.00	Buildings and Grounds	7,841.44	Collected in 1988	167,897.82
Garbage and Trash Disposal	14,770.00	Library and Education		Cancelled, Abated or Adjusted 1988	
Public Buildings and Grounds		Conservation		Transfers to Tax Title Liens or Foreclosed	3,816.44
Other Public Works		All Other		Balance December 31, 1988	14,592.15
HEALTH and WELFARE		CAPITAL DEBT AUTHORIZED, DECEMBER 31, 1988		TAX TITLE LIENS OUTSTANDING	
Health Services Except Environmental	5,745.00	ISSUED AND UNISSUED		Balance January 1, 1988	228,750.96
Welfare-Public Assistance	5,000.00	School	1,463,436	Transfer From Taxes	3,816.44
Hospitals, Clinics, First Aid		Self-Liquidating	1,602,965	Redeemed in 1988	17,882.57
Animal, Insect, & Rodent Control		Other	1,489,135	Cancelled, Abated or Adjusted (1988)	
Other Welfare Services		Total	4,555,536	Transfers to Foreclosed Property	
RECREATION and CONSERVATION		ISSUED AND OUTSTANDING		Balance December 31, 1988	214,684.83
Beaches and Boardwalks	450.00	School	1,463,436.08	PROPERTY ACQUIRED BY DEED OR FORECLOSURE	
Parks, Playgrounds, Shade Trees	5,250.00	Self-Liquidating	1,574,245.66	Balance January 1, 1988	51,292.95
Land Reclamation & Conservation	750.00	Other	1,406,500.00	Transfers From Taxes or Liens	
Other Recreational Services		Total	4,444,181.74	Sale for Cash (1988)	1,425.00
EDUCATION (excluding schools)		EQUALIZED VALUATION BASIS		Cancelled, Abated or Adjusted (1988)	
Libraries	3,800.00	FOR NET DEBT COMPUTATION	99,718,350	Balance December 31, 1988	49,867.95
Other Educational Services		REAL PROPERTY VALUATIONS		CURRENT FINANCES DECEMBER 31, 1988	
STATUTORY EXPENDITURES		Code Class # of Parcels % VAL'N	ASSESSED VALUATION	ASSETS	
Pensions & F. I. C. A.	79,337.00	1 Vacant Land 261 3.17	1,890,080.00	Cash Dec. 31, 1988	727,828.60
Employee Fringe Benefits	65,000.00	2 Residential 1686 75.88	45,242,485.00	Taxes Receivable	239,668.00
Other Statutory Expenditures	5,000.00	3 Farm		Tax Title Liens	214,684.83
CETA And Other Public Employment Programs		4a Commercial 72 15.71	9,366,885.00	Foreclosed Property	49,867.95
MUNICIPAL FUNCTIONS TOTAL	1,430,722.57	4b Industrial		Emergencies & Other Deferred Charges	44.00
CAPITAL IMPROVEMENTS *MEMO*	10,000.00	4c Apartments 7 5.24	3,123,100.00	State and Federal Aid Receivable	
DEBT SERVICE		Total 2026	59,622,550.00	Other Receivables	32,947.30
Principal Payments	86,400.00	Land Area 1.91 Sq. Miles		Total	1,265,040.68
Interest Payments	85,022.39	Net Valuation Taxable-Municipal	60,329,074	LIABILITIES, RESERVES, AND SURPLUS	
DEFERRED CHARGES	15,535.64	Net Valuation Taxable-County	102,413,413	Cash Liabilities	351,064.94
SCHOOL, COUNTY, SPECIAL DISTRICT TAXES	2,425,920.46	State Equalized Valuation	108,406,217	Reserves for Receivables	537,168.08
RESERVE FOR UNCOLLECTED TAXES	323,929.29	State Equalization Ratio	55.36	Surplus Dec. 31, 1988	376,807.66
EXPENDITURES TOTAL	4,417,580.35			Total	1,265,040.68

0206
 Population 1980 21,464
 Population 1988 20,127
 S & P Rating
 Moody Rating

General Tax Rate Per \$100. 2.35
 State Equalized Tax Rate 1.29

CLIFFSIDE PARK BOROUGH - BERGEN CO.
Form of Government:
Borough Council
Number of Members on Governing Body - 6

PER CAPITA:		PER CENT:	
Gross Debt	257.93	Gross Debt	.43
Net Debt	257.93	Net Debt	.43
Debt Service	73.30	Tax Levy Collected	98.29
Total Tax Levy	910.53	Tax Levy Cancelled, Abated or Adjusted	.04
Municipal Expenditures	543.57		

EXPENDITURES		REVENUES-REALIZED		1988 PROPERTY TAX	
GENERAL GOVERNMENT				STATE EQUALIZED TAX RATE	
Governing Body & Public Boards	1,000.00	1988 Property Taxes Collected		Local District School Taxes .53	
Municipal Clerk		18,022,646.13		Regional & Consolidated School Tax	
Financial Administration	613,257.00	1988 Payments in Lieu of Taxes		School Taxes in Municipal Budget	
Assessment of Taxes	41,510.00	Delinquent Tax & Lien Collections		County Taxes .22	
Collection of Taxes	163,539.00	Business Personalty Replacement Taxes		County Library Taxes	
Planning, Housing & Development	49,590.00	Taxes from Public Utilities		Local Municipal Purpose Taxes .55	
Human Resources	73,600.00	Other Miscellaneous Tax Revenues		Veteran & Senior Citizen Taxes	
Elections		State Aid Revenues		Total Taxes far Rate Computation 1.30	
General Administration (other)	1,006,786.00	Federal Aid Revenues		Special District Taxes	
JUDICIARY		State and Local Fiscal Assistance Act Utilized		Bank Corp. Taxes	
Municipal Courts	98,714.00	State and Local Fiscal Assistance Act Utilized		Added and Omitted Taxes	
PUBLIC SAFETY		Sole of Acquired Property		Total Taxes Levied - ABSTRACT	
Fire Protection	134,373.60	Other Miscellaneous Revenues		Total Taxes Billed	
Police Protection	1,750,095.16	Total		1988 TAXES COLLECTED	
Civil Defense & Disaster Control	6,200.00	Prior Years Surplus Appropriated		1988 Taxes Cancelled, Abated or Adjusted	
Environmental Inspection & Control	78,230.00	REVENUES TOTAL		Transfer to Tax Title Liens or Foreclosed	
Other Public Safety		Reserve For Uncollected Taxes		Balance Outstanding Dec. 31, 1988	
PUBLIC WORKS		CAPITAL OUTLAY TOTAL		PRIOR YEARS TAXES OUTSTANDING	
Streets and Drainage	652,631.00	Public Enterprises		Balance January 1, 1988	
Sewers and Sewage Processing	878,556.00	Recreation—Culture		Collected in 1988	
Garbage and Trash Disposal	1,256,005.00	Public Works		Cancelled, Abated or Adjusted 1988	
Public Buildings and Grounds	101,976.00	Buildings and Grounds		Transfers to Tax Title Liens or Foreclosed	
Other Public Works		Library and Education		Balance December 31, 1988	
HEALTH and WELFARE		Conservation		TAX TITLE LIENS OUTSTANDING	
Health Services Except Environmental	92,734.00	All Other		Balance January 1, 1988	
Welfare-Public Assistance	11,963.00	CAPITAL DEBT AUTHORIZED, DECEMBER 31, 1988		Transfer From Taxes	
Hospitals, Clinics, First Aid		ISSUED AND UNISSUED GROSS DEBT NET DEBT		Redeemed in 1988	
Animal, Insect, & Rodent Control		School		Cancelled, Abated or Adjusted (1988)	
Other Welfare Services		Self-liquidating		Transfers to Foreclosed Property	
RECREATION and CONSERVATION		Other		Balance December 31, 1988	
Beaches and Boardwalks		Total		PROPERTY ACQUIRED BY DEED OR FORECLOSURE	
Parks, Playgrounds, Shade Trees	65,265.00	ISSUED AND OUTSTANDING		Balance January 1, 1988	
Land Reclamation & Conservation		School		Transfers From Taxes or Liens	
Other Recreational Services	89,400.00	Self-Liquidating		Sale for Cash (1988)	
EDUCATION (excluding schools)		Other		Cancelled, Abated or Adjusted (1988)	
Libraries	290,643.00	Total		Balance December 31, 1988	
Other Educational Services		EQUALIZED VALUATION BASIS		CURRENT FINANCES DECEMBER 31, 1988	
STATUTORY EXPENDITURES		FOR NET DEBT COMPUTATION		ASSETS	
Pensions & F. I. C. A.	613,679.17	REAL PROPERTY VALUATIONS		Cash Dec. 31, 1988	
Employee Fringe Benefits	437,600.00	Code Class # of Parcels % VAL'N		Taxes Receivable	
Other Statutory Expenditures	1.00	ASSESSED VALUATION		Tax Title Liens	
CETA And Other Public Employment Programs		1 Vacant Land 151 .78		Foreclosed Property	
MUNICIPAL FUNCTIONS		2 Residential 4873 81.68		Emergencies & Other Deferred Charges	
CAPITAL IMPROVEMENTS		3 Farm		State and Federal Aid Receivable	
DEBT SERVICE		4a Commercial 243 7.69		Other Receivables	
Principal Payments	1,047,546.98	4b Industrial 15 .64		Total	
Interest Payments	437,872.16	4c Apartments 137 9.21		LIABILITIES, RESERVES, AND SURPLUS	
		Total 5419		Cash Liabilities	
DEFERRED CHARGES		Land Area 1.00 Sq. Miles		Reserves for Receivables	
SCHOOL, COUNTY, SPECIAL DISTRICT TAXES		Net Valuation Taxable-Municipal		Surplus Dec. 31, 1988	
RESERVE FOR UNCOLLECTED TAXES		Net Valuation Taxable-County		Total	
EXPENDITURES		State Equalized Valuation			
		State Equalization Ratio			

1602	
Population 1980	74,333
Population 1988	75,193
S & P Rating	AA-
Moody Rating	AAA
General Tax Rate Per \$100.	5.27
State Equalized Tax Rate	1.60

CLIFTON CITY - PASSAIC COUNTY

Form of Government:

Council-Manager (1923)

Number of Members on Governing Body - 7

PER CAPITA:		PER CENT:	
Gross Debt	579.58	Gross Debt	1.09
Net Debt	383.54	Net Debt	.72
Debt Service	51.94	Tax Levy Collected	98.31
Total Tax Levy	1,001.90	Tax Levy Cancelled, Abated or Adjusted	.16
Municipal Expenditures	577.00		

EXPENDITURES		REVENUES-REALIZED		1988 PROPERTY TAX	
GENERAL GOVERNMENT				STATE EQUALIZED TAX RATE	
Governing Body & Public Boards	230,350.00	1988 Property Taxes Collected	74,786,704.19	Local District School Taxes	.63 29,670,835.00
Municipal Clerk	234,655.00	1988 Payments in Lieu of Taxes	93,754.02	Regional & Consolidated School Tax	
Financial Administration	474,837.28	Delinquent Tax & Lien Collections	1,213,066.71	School Taxes in Municipal Budget	.01 401,500.00
Assessment of Taxes	267,334.00	Business Personality Replacement Taxes	3,161,018.36	County Taxes	.45 21,066,161.94
Collection of Taxes	257,500.00	Taxes from Public Utilities	6,081,122.00	County Library Taxes	
Planning, Housing & Development	43,009.00	Other Miscellaneous Tax Revenues		Local Municipal Purpose Taxes	.52 24,522,256.00
Human Resources	288,015.26	State Aid Revenues	1,544,342.41	Veteran & Senior Citizen Taxes	
Elections	32,500.00	Federal Aid Revenues		Total Taxes for Rate Computation	1.61 76,613,402.94
General Administration (other)	2,716,712.65	State and Local Fiscal Assistance Act Utilized	6,051.40	Special District Taxes	
JUDICIARY		Sale of Acquired Property	288,743.00	Bank Corp. Taxes	354,313.40
Municipal Courts	360,210.00	Other Miscellaneous Revenues	8,228,808.40	Added and Omitted Taxes	319,604.13
PUBLIC SAFETY		Total	95,403,615.49	Total Taxes Levied - ABSTRACT	76,334,670.47
Fire Protection	5,760,612.00	Prior Years Surplus Appropriated	95,403,615.49	Total Taxes Billed	76,074,575.54
Police Protection	6,467,330.10	REVENUES TOTAL	95,403,615.49	1988 TAXES COLLECTED	74,786,704.19
Civil Defense & Disaster Control	9,921.00	Reserve For Uncollected Taxes	2,400,000.00	1988 Taxes Cancelled, Abated or Adjusted	123,978.19
Environmental Inspection & Control	372,647.00	CAPITAL OUTLAY TOTAL	3,734,975.12	Transfer to Tax Title Liens or Foreclosed	27,136.56
Other Public Safety	205,935.00			Balance Outstanding Dec. 31, 1988	1,136,756.60
PUBLIC WORKS				PRIOR YEARS TAXES OUTSTANDING	
Streets and Drainage	1,727,330.00	Public Enterprises		Balance January 1, 1988	1,434,111.07
Sewers and Sewage Processing	7,935,375.00	Recreation—Culture	45,320.59	Collected in 1988	1,193,933.94
Garbage and Trash Disposal		Public Works	1,560,333.92	Cancelled, Abated or Adjusted 1988	141,553.58
Public Buildings and Grounds	272,250.00	Buildings and Grounds	715,980.61	Transfers to Tax Title Liens or Foreclosed	56,795.89
Other Public Works	226,353.00	Library and Education	1,463,340.00	Balance December 31, 1988	41,827.66
HEALTH and WELFARE		Conservation		TAX TITLE LIENS OUTSTANDING	
Health Services Except Environmental	592,551.00	All Other		Balance January 1, 1988	59,839.82
Welfare-Public Assistance	105,470.00	CAPITAL DEBT AUTHORIZED, DECEMBER 31, 1988		Transfer From Taxes	104,242.02
Hospitals, Clinics, First Aid		ISSUED AND UNISSUED		Redeemed in 1988	19,132.77
Animal, Insect, & Rodent Control	52,150.00	School	11,223,275	Cancelled, Abated or Adjusted (1988)	582.72
Other Welfare Services		Self-Liquidating		Transfers to Foreclosed Property	
RECREATION and CONSERVATION		Other	32,935,075	Balance December 31, 1988	144,366.35
Beaches and Boardwalks		Total	44,158,350	PROPERTY ACQUIRED BY DEED OR	
Parks, Playgrounds, Shade Trees	306,625.00	ISSUED AND OUTSTANDING		FORECLOSURE	
Land Reclamation & Conservation	109,179.00	School	5,769,000.00	Balance January 1, 1988	344,924.00
Other Recreational Services	661,527.00	Self-Liquidating		Transfers From Taxes or Liens	
EDUCATION (excluding schools)		Other	28,071,036.90	Sale for Cash (1988)	287,500.00
Libraries	1,364,793.00	Total	33,840,036.90	Cancelled, Abated or Adjusted (1988)	32,200.00
Other Educational Services	1,075.00	EQUALIZED VALUATION BASIS		Balance December 31, 1988	25,224.00
STATUTORY EXPENDITURES		FOR NET DEBT COMPUTATION	4,033,972,409	CURRENT FINANCES DECEMBER 31, 1988	
Pensions & F. I. C. A.	2,885,936.00	REAL PROPERTY VALUATIONS		ASSETS	
Employee Fringe Benefits	1,600,000.00	Code Class # of Parcels % VAL'N	ASSESSED VALUATION	Cash Dec. 31, 1988	19,596,518.64
Other Statutory Expenditures	20,840.00	1 Vacant Land 528 .73	8,780,800.00	Taxes Receivable	1,178,584.26
CETA And Other Public Employment Programs		2 Residential 19743 59.87	719,651,000.00	Tax Title Liens	144,366.35
MUNICIPAL FUNCTIONS TOTAL	35,632,622.29	3 Farm 3	64,900.00	Foreclosed Property	25,224.00
CAPITAL IMPROVEMENTS *MEMO*	100,000.00	4a Commercial 1179 16.49	198,172,100.00	Emergencies & Other Deferred Charges	882,400.00
DEBT SERVICE		4b Industrial 307 19.51	234,520,200.00	State and Federal Aid Receivable	102,942.65
Principal Payments	1,950,000.00	4c Apartments 92 3.39	40,785,800.00	Other Receivables	825,173.53
Interest Payments	2,007,163.92	Total 21852	1,201,974,800.00	Total	22,755,209.43
TYPE I SCHL DEBT *MEMO	401,500.00	Land Area 11.20 Sq. Miles		LIABILITIES, RESERVES, AND SURPLUS	
DEFERRED CHARGES	1,965,085.86	Net Valuation Taxable-Municipal	1,208,213,260	Cash Liabilities	14,963,629.18
SCHOOL, COUNTY, SPECIAL DISTRICT TAXES	51,133,496.94	Net Valuation Taxable-County	4,243,667,265	Reserves for Receivables	2,173,048.14
RESERVE FOR UNCOLLECTED TAXES	2,400,000.00	State Equalized Valuation	4,705,234,981	Surplus Dec. 31, 1988	5,618,532.11
EXPENDITURES TOTAL	95,100,369.01	State Equalization Ratio	25.58	Total	22,755,209.43

1005

Population 1980 1,910
 Population 1988 1,921
 S & P Rating
 Moody Rating AAA

General Tax Rate Per \$100. 2.52
 State Equalized Tax Rate 1.93

CLINTON TOWN - HUNTERDON COUNTY

Form of Government:

Town Council

Number of Members on Governing Body - 7

PER CAPITA: Gross Debt 1,795.80 PER CENT: Gross Debt 2.53
 Net Debt 1,495.09 Net Debt 2.10
 Debt Service 37.88 Tax Levy Collected 95.41
 Total Tax Levy 1,666.60 Tax Levy Cancelled, Abated
 Municipal Expenditures 779.30 or Adjusted

EXPENDITURES		REVENUES-REALIZED		1988 PROPERTY TAX	
GENERAL GOVERNMENT		1988 Property Taxes Collected 3,011,302.27		STATE EQUALIZED TAX RATE	
Governing Body & Public Boards		1988 Payments in Lieu of Taxes 2,275.05		Local District School Taxes .51	835,803.69
Municipal Clerk		Delinquent Tax & Lien Collections 99,730.00		Regional & Consolidated School Tax .49	800,839.70
Financial Administration 23,600.00		Business Personalty Replacement Taxes 42,364.16		School Taxes in Municipal Budget	
Assessment of Taxes 9,350.00		Taxes from Public Utilities 31,831.00		County Taxes .39	628,064.25
Collection of Taxes 10,330.00		Other Miscellaneous Tax Revenues		County Library Taxes .02	31,331.70
Planning, Housing & Development 18,225.00		State Aid Revenues 18,117.70		Local Municipal Purpose Taxes .52	846,330.48
Human Resources 3,339.79		Federal Aid Revenues		Veteran & Senior Citizen Taxes	9,950.00
Elections		State and Local Fiscal Assistance Act Utilized 242.00		Total Taxes for Rate Computation 1.93	3,152,424.32
General Administration (other) 177,629.19		Sale of Acquired Property		Special District Taxes	
JUDICIARY		Other Miscellaneous Revenues		Bank Corp. Taxes	53,525.11
Municipal Courts 33,900.00		Total 3,432,022.30		Added and Omitted Taxes	5,546.04
PUBLIC SAFETY		Prior Years Surplus Appropriated 250,000.00		Total Taxes Levied - ABSTRACT	3,201,545.97
Fire Protection 23,158.08		REVENUES TOTAL 3,732,022.30		Total Taxes Billed	3,156,334.92
Police Protection 225,412.21		Reserve For Uncollected Taxes 218,455.96		1988 TAXES COLLECTED	3,011,302.27
Civil Defense & Disaster Control 500.00		CAPITAL OUTLAY TOTAL 516,289.91		1988 Taxes Cancelled, Abated or Adjusted	65.52
Environmental Inspection & Control 15,735.00		Public Enterprises 162,542.35		Transfer to Tax Title Liens or Foreclosed	
Other Public Safety		Recreation—Culture		Balance Outstanding Dec. 31, 1988	144,967.13
PUBLIC WORKS		Public Works 295,123.80		PRIOR YEARS TAXES OUTSTANDING	
Streets and Drainage 224,100.00		Buildings and Grounds 58,618.76		Balance January 1, 1988	97,200.13
Sewers and Sewage Processing		Library and Education		Collected in 1988	97,192.02
Garbage and Trash Disposal 240,000.00		Conservation		Cancelled, Abated or Adjusted 1988	.87
Public Buildings and Grounds 35,555.00		All Other		Transfers to Tax Title Liens or Foreclosed	
Other Public Works 13,100.00		CAPITAL DEBT AUTHORIZED, DECEMBER 31, 1988		Balance December 31, 1988	7.24
HEALTH and WELFARE		ISSUED AND UNISSUED GROSS DEBT NET DEBT		TAX TITLE LIENS OUTSTANDING	
Health Services Except Environmental		School 339,737		Balance January 1, 1988	2,537.98
Welfare-Public Assistance 2,840.00		Self-liquidating 2,259,500		Transfer From Taxes	
Hospitals, Clinics, First Aid		Other 850,500		Redeemed in 1988	2,537.98
Animal, Insect, & Rodent Control		Total 3,449,737		Cancelled, Abated or Adjusted (1988)	
Other Welfare Services		ISSUED AND OUTSTANDING		Transfers to Foreclosed Property	
RECREATION and CONSERVATION		School 96,078.33		Balance December 31, 1988	
Beaches and Boardwalks		Self-Liquidating 2,259,500.00		PROPERTY ACQUIRED BY DEED OR	
Parks, Playgrounds, Shade Trees		Other 138,000.00		FORECLOSURE	
Land Reclamation & Conservation 9,334.00		Total 2,493,578.33		Balance January 1, 1988	
Other Recreational Services 500.00		EQUALIZED VALUATION BASIS		Transfers From Taxes or Liens	
EDUCATION (excluding schools)		FOR NET DEBT COMPUTATION		Sale for Cash (1988)	
Libraries 1,000.00		REAL PROPERTY VALUATIONS		Cancelled, Abated or Adjusted (1988)	
Other Educational Services 500.00		Code Class # of Parcels % VAL'N ASSESSED VALUATION		Balance December 31, 1988	
STATUTORY EXPENDITURES		1 Vacant Land 52 2.03 2,532,000.00		CURRENT FINANCES DECEMBER 31, 1988	
Pensions & F. I. C. A. 44,455.00		2 Residential 532 59.50 74,034,400.00		ASSETS	
Employee Fringe Benefits 26,200.63		3 Farm 7 .25 311,300.00		Cash Dec. 31, 1988	655,220.48
Other Statutory Expenditures 2,000.00		4a Commercial 114 33.47 41,671,400.00		Taxes Receivable	144,974.37
CETA And Other Public Employment Programs		4b Industrial		Tax Title Liens	
MUNICIPAL FUNCTIONS TOTAL 1,159,819.95		4c Apartments 10 4.75 5,920,800.00		Foreclosed Property	
CAPITAL IMPROVEMENTS *MEMO* 47,500.00		Total 715 124,519,900.00		Emergencies & Other Deferred Charges	16,000.00
DEBT SERVICE		Land Area 1.30 Sq. Miles		State and Federal Aid Receivable	
Principal Payments 59,000.00		Net Valuation Taxable-Municipal 125,031,305		Other Receivables	6,033.64
Interest Payments 13,762.10		Net Valuation Taxable-County 140,791,642		Total	823,228.49
DEFERRED CHARGES 46,000.00		State Equalized Valuation 162,900,424		LIABILITIES, RESERVES, AND SURPLUS	
SCHOOL, COUNTY, SPECIAL DISTRICT TAXES 2,296,144.34		State Equalization Ratio 76.63		Cash Liabilities	172,153.81
RESERVE FOR UNCOLLECTED TAXES 218,455.96				Reserves for Receivables	151,008.01
EXPENDITURES TOTAL 3,793,132.35				Surplus Dec. 31, 1988	500,066.67

1006
Population 1980 7,345
Population 1988 10,322
S & P Rating
Moody Rating

General Tax Rate Per \$100. 3.14
State Equalized Tax Rate 1.56

CLINTON TOWNSHIP - HUNTERDON CO.
Form of Government:
Small Municipality Plan C (OMCL 50)
Number of Members on Governing Body - 5

PER CAPITA:
Gross Debt 888.33
Net Debt 551.80
Debt Service 48.67
Total Tax Levy 1,642.26
Municipal Expenditures 449.85
PER CENT:
Gross Debt 1.10
Net Debt .68
Tax Levy Collected 96.79
Tax Levy Cancelled, Abated or Adjusted .40

EXPENDITURES		REVENUES-REALIZED		1988 PROPERTY TAX	
GENERAL GOVERNMENT				STATE EQUALIZED TAX RATE	
Governing Body & Public Boards		1988 Property Taxes Collected	16,463,572.29	Local District School Taxes	.58 6,130,270.47
Municipal Clerk	53,075.00	1988 Payments in Lieu of Taxes		Regional & Consolidated School Tax	.43 4,592,140.86
Financial Administration	45,500.00	Delinquent Tax & Lien Collections	237,323.71	School Taxes in Municipal Budget	
Assessment of Taxes	279,385.00	Business Personality Replacement Taxes	100,233.04	County Taxes	.40 4,208,504.74
Collection of Taxes	40,695.00	Taxes from Public Utilities	564,505.00	County Library Taxes	.02 210,446.93
Planning, Housing & Development	153,773.00	Other Miscellaneous Tax Revenues		Local Municipal Purpose Taxes	.13 1,327,110.80
Human Resources	131,000.00	State Aid Revenues	83,952.35	Veteran & Senior Citizen Taxes	
Elections		Federal Aid Revenues		Total Taxes for Rate Computation	1.56 16,516,023.80
General Administration (other)	447,371.58	State and Local Fiscal Assistance Act Utilized		Special District Taxes	
JUDICIARY		Sale of Acquired Property		Bank Corp. Taxes	8,584.63
Municipal Courts	81,779.00	Other Miscellaneous Revenues		Added and Omitted Taxes	474,320.88
PUBLIC SAFETY		Total	18,810,085.17	Total Taxes Levied - ABSTRACT	16,951,379.31
Fire Protection	107,321.57	Prior Years Surplus Appropriated	1,500,000.00	Total Taxes Billed	17,009,823.10
Police Protection	751,251.13	REVENUES TOTAL	20,310,085.17	1988 TAXES COLLECTED	16,463,572.29
Civil Defense & Disaster Control	250.00	Reserve For Uncollected Taxes	799,626.65	1988 Taxes Cancelled, Abated or Adjusted	68,218.15
Environmental Inspection & Control	191,728.01	CAPITAL OUTLAY TOTAL	643,121.62	Transfer to Tax Title Liens or Foreclosed	7,280.72
Other Public Safety				Balance Outstanding Dec. 31, 1988	470,751.94
PUBLIC WORKS				PRIOR YEARS TAXES OUTSTANDING	
Streets and Drainage	423,639.77	Public Enterprises		Balance January 1, 1988	304,520.61
Sewers and Sewage Processing	12,743.56	Recreation—Culture	15,909.40	Collected in 1988	287,323.71
Garbage and Trash Disposal	19,000.00	Public Works	37,603.95	Cancelled, Abated or Adjusted 1988	608.73
Public Buildings and Grounds	57,250.00	Buildings and Grounds	539,608.27	Transfers to Tax Title Liens or Foreclosed	16,491.27
Other Public Works		Library and Education		Balance December 31, 1988	96.90
HEALTH and WELFARE		Conservation		TAX TITLE LIENS OUTSTANDING	
Health Services Except Environmental	53,025.00	All Other		Balance January 1, 1988	6,867.08
Welfare-Public Assistance	11,477.00	CAPITAL DEBT AUTHORIZED, DECEMBER 31, 1988		Transfer From Taxes	26,673.76
Hospitals, Clinics, First Aid		ISSUED AND UNISSUED		Redeemed in 1988	
Animal, Insect, & Rodent Control		School	3,473,734	Cancelled, Abated or Adjusted (1988)	
Other Welfare Services		Self-liquidating		Transfers to Foreclosed Property	
RECREATION and CONSERVATION		Other	5,695,650	Balance December 31, 1988	33,540.84
Beaches and Boardwalks		Total	9,169,384	PROPERTY ACQUIRED BY DEED OR FORECLOSURE	
Parks, Playgrounds, Shade Trees		ISSUED AND OUTSTANDING		Balance January 1, 1988	48,100.00
Land Reclamation & Conservation	1,833.82	School	2,836,198.87	Transfers From Taxes or Liens	
Other Recreational Services	42,750.00	Self-liquidating		Sale for Cash (1988)	
EDUCATION (excluding schools)		Other	4,339,000.00	Cancelled, Abated or Adjusted (1988)	
Libraries		Total	7,175,198.87	Balance December 31, 1988	48,100.00
Other Educational Services		EQUALIZED VALUATION BASIS		CURRENT FINANCES DECEMBER 31, 1988	
STATUTORY EXPENDITURES		FOR NET DEBT COMPUTATION	837,103,330	ASSETS	
Pensions & F. I. C. A.	169,075.83	REAL PROPERTY VALUATIONS		Cash Dec. 31, 1988	6,078,696.96
Employee Fringe Benefits	119,312.00	Code Class # of Parcels % VAL'N		Taxes Receivable	470,848.84
Other Statutory Expenditures	9,000.00	1 Vacant Land 416 2.38	12,458,703.00	Tax Title Liens	33,540.84
CETA And Other Public Employment Programs		2 Residential 3017 62.88	329,697,625.00	Foreclosed Property	48,100.00
MUNICIPAL FUNCTIONS		3 Farm 417 3.73	19,566,500.00	Emergencies & Other Deferred Charges	253,845.64
CAPITAL IMPROVEMENTS *MEMO*	167,120.00	4a Commercial 144 28.77	150,843,750.00	State and Federal Aid Receivable	
DEBT SERVICE		4b Industrial 7 2.10	10,993,200.00	Other Receivables	350,345.11
Principal Payments	175,000.00	4c Apartments 3 .14	753,000.00	Total	7,235,377.39
Interest Payments	327,326.25	Total 4004	524,317,778.00	LIABILITIES, RESERVES, AND SURPLUS	
DEFERRED CHARGES		Land Area 30.06 Sq. Miles		Cash Liabilities	4,582,256.07
SCHOOL, COUNTY, SPECIAL DISTRICT TAXES	15,141,363.00	Net Valuation Taxable-Municipal	525,606,181	Reserves for Receivables	902,834.79
RESERVE FOR UNCOLLECTED TAXES	799,626.65	Net Valuation Taxable-County	940,362,208	Surplus Dec. 31, 1988	1,750,286.53
EXPENDITURES TOTAL	19,784,633.45	State Equalized Valuation	1,057,316,153	Total	7,235,377.39
		State Equalization Ratio	49.65		

0207
 Population 1980 8,164
 Population 1988 7,951
 S & P Rating A
 Moody Rating A1
 General Tax Rate Per \$100. 3.66
 State Equalized Tax Rate 1.52

CLOSTER BOROUGH – BERGEN COUNTY
Form of Government:
Borough Council
Number of Members on Governing Body – 6

PER CAPITA:
 Gross Debt 794.79
 Net Debt 794.54
 Debt Service 103.83
 Total Tax Levy 1,587.01
 Municipal Expenditures 721.71
 PER CENT.
 Gross Debt .94
 Net Debt .94
 Tax Levy Collected 97.64
 Tax Levy Cancelled, Abated or Adjusted .05

EXPENDITURES		REVENUES-REALIZED		1988 PROPERTY TAX	
GENERAL GOVERNMENT				STATE EQUALIZED TAX RATE	
Governing Body & Public Boards	114,562.00	1988 Property Taxes Collected	12,291,287.00	Local District School Taxes .57	4,691,697.00
Municipal Clerk	167,178.00	1988 Payments in Lieu of Taxes		Regional & Consolidated School Tax .34	2,826,576.70
Financial Administration	22,578.00	Delinquent Tax & Lien Collections	255,099.00	School Taxes in Municipal Budget	
Assessment of Taxes	6,000.00	Business Personalty Replacement Taxes	94,023.00	County Taxes .21	1,744,465.95
Collection of Taxes	45,570.00	Taxes from Public Utilities	1,182,056.00	County Library Taxes	
Planning, Housing & Development	43,276.00	Other Miscellaneous Tax Revenues		Local Municipal Purpose Taxes .39	3,229,303.00
Human Resources	1,902.00	State Aid Revenues	87,138.00	Veteran & Senior Citizen Taxes	72,050.00
Elections	658,054.00	Federal Aid Revenues		Total Taxes for Rate Computation 1.51	12,564,597.65
General Administration (other)		State and Local Fiscal Assistance Act Utilized	1,041.00	Special District Taxes	
JUDICIARY		Sale of Acquired Property		Bank Corp. Taxes	42,731.00
Municipal Courts	43,370.00	Other Miscellaneous Revenues	591,043.00	Added and Omitted Taxes	83,071.00
PUBLIC SAFETY		Total	14,501,687.00	Total Taxes Levied - ABSTRACT	12,618,349.65
Fire Protection	146,168.00	Prior Years Surplus Appropriated	540,000.00	Total Taxes Billed	12,588,936.00
Police Protection	991,437.00	REVENUES TOTAL	15,041,687.00	1988 TAXES COLLECTED	12,291,287.00
Civil Defense & Disaster Control		Reserve For Uncollected Taxes	403,969.00	1988 Taxes Cancelled, Abated or Adjusted	6,424.00
Environmental Inspection & Control	37,260.00	CAPITAL OUTLAY TOTAL	215,774.00	Transfer to Tax Title Liens or Foreclosed	
Other Public Safety				Balance Outstanding Dec. 31, 1988	291,225.00
PUBLIC WORKS				PRIOR YEARS TAXES OUTSTANDING	
Streets and Drainage	463,400.00	Public Enterprises		Balance January 1, 1988	255,099.00
Sewers and Sewage Processing	4,500.00	Recreation—Culture	86,835.00	Collected in 1988	255,099.00
Garbage and Trash Disposal	761,300.00	Public Works	127,661.00	Cancelled, Abated or Adjusted 1988	
Public Buildings and Grounds	36,000.00	Buildings and Grounds	1,278.00	Transfers to Tax Title Liens or Foreclosed	
Other Public Works	53,930.00	Library and Education		Balance December 31, 1988	
HEALTH and WELFARE		Conservation		TAX TITLE LIENS OUTSTANDING	
Health Services Except Environmental	42,561.00	All Other		Balance January 1, 1988	
Welfare-Public Assistance	2,299.00	CAPITAL DEBT AUTHORIZED, DECEMBER 31, 1988		Transfer From Taxes	
Hospitals, Clinics, First Aid		ISSUED AND UNISSUED GROSS DEBT		Redeemed in 1988	
Animal, Insect, & Rodent Control		School		Cancelled, Abated or Adjusted (1988)	
Other Welfare Services		Self-liquidating		Transfers to Foreclosed Property	
RECREATION and CONSERVATION		Other	6,319,337	Balance December 31, 1988	
Beaches and Boardwalks		Total	6,319,337	PROPERTY ACQUIRED BY DEED OR	
Parks, Playgrounds, Shade Trees	24,900.00			FORECLOSURE	
Land Reclamation & Conservation	1,000.00	ISSUED AND OUTSTANDING		Balance January 1, 1988	130,531.00
Other Recreational Services	59,071.00	School		Transfers From Taxes or Liens	
EDUCATION (excluding schools)		Self-liquidating		Sale for Cash (1988)	
Libraries	167,325.00	Other	6,125,054.14	Cancelled, Abated or Adjusted (1988)	
Other Educational Services		Total	6,125,054.14	Balance December 31, 1988	130,531.00
STATUTORY EXPENDITURES		EQUALIZED VALUATION BASIS		CURRENT FINANCES DECEMBER 31, 1988	
Pensions & F. I. C. A.	356,430.00	FOR NET DEBT COMPUTATION	670,448,317	ASSETS	
Employee Fringe Benefits	198,200.00	REAL PROPERTY VALUATIONS		Cash Dec. 31, 1988	1,598,092.00
Other Statutory Expenditures	11,500.00	Code Class # of Parcels % VAL'N	ASSESSED VALUATION	Taxes Receivable	291,225.00
CETA And Other Public Employment Programs		1 Vacant Land 164 2.83	9,598,300.00	Tax Title Liens	
MUNICIPAL FUNCTIONS TOTAL	4,464,831.00	2 Residential 2598 84.37	285,668,700.00	Foreclosed Property	130,531.00
CAPITAL IMPROVEMENTS *MEMO*	75,000.00	3 Farm 7 .15	494,700.00	Emergencies & Other Deferred Charges	19,100.00
DEBT SERVICE		4a Commercial 104 11.03	37,363,100.00	State and Federal Aid Receivable	10,238.00
Principal Payments	503,981.00	4b Industrial 6 1.59	5,336,200.00	Other Receivables	3,130.00
Interest Payments	361,341.00	4c Apartments 1 .02	80,600.00	Total	2,052,316.00
		Total 2830	338,591,600.00	LIABILITIES, RESERVES, AND SURPLUS	
DEFERRED CHARGES	4,160.00	Land Area 3.17 Sq. Miles		Cash Liabilities	697,117.00
SCHOOL, COUNTY, SPECIAL DISTRICT TAXES	9,262,739.65	Net Valuation Taxable-Municipal	341,690,290	Reserves for Receivables	424,886.00
RESERVE FOR UNCOLLECTED TAXES	403,969.00	Net Valuation Taxable-County	692,358,330	Surplus Dec. 31, 1988	930,313.00
EXPENDITURES TOTAL	15,001,071.65	State Equalized Valuation	820,163,362	Total	2,052,316.00
		State Equalization Ratio	41.44		

0412

Population 1980 15,333
 Population 1988 15,297
 S & P Rating
 Moody Rating A

General Tax Rate Per \$100. 4.21
 State Equalized Tax Rate 2.85

COLLINGSWOOD BOROUGH - CAMDEN CO.

Form of Government:

Commission (1911)

Number of Members on Governing Body - 3

PER CAPITA:

Gross Debt 287.38
 Net Debt 109.33
 Debt Service 17.27
 Total Tax Levy 736.30
 Municipal Expenditures 310.03

PER CENT:

Gross Debt 1.26
 Net Debt .48
 Tax Levy Collected 97.60
 Tax Levy Cancelled, Abated or Adjusted .07

EXPENDITURES		REVENUES-REALIZED		1988 PROPERTY TAX	
GENERAL GOVERNMENT		1988 Property Taxes Collected		STATE EQUALIZED TAX RATE 1.27	
Governing Body & Public Boards		1988 Payments in Lieu of Taxes	10,946,173.13	Local District School Taxes	4,958,460.07
Municipal Clerk	21,324.73	Delinquent Tax & Lien Collections	384,020.83	Regional & Consolidated School Tax	
Financial Administration	25,537.00	Business Personalty Replacement Taxes	115,352.16	School Taxes in Municipal Budget	
Assessment of Taxes	53,052.65	Taxes from Public Utilities	680,617.00	County Taxes	.94 3,689,847.00
Collection of Taxes	13,043.12	Other Miscellaneous Tax Revenues		County Library Taxes	
Planning, Housing & Development	52,590.23	State Aid Revenues	297,743.96	Local Municipal Purpose Taxes	.64 2,523,000.00
Human Resources	7,530.00	Federal Aid Revenues		Veteran & Senior Citizen Taxes	178,850.00
Elections	213,614.93	State and Local Fiscal Assistance Act Utilized	6,800.00	Total Taxes for Rate Computation	2.85 11,350,157.07
General Administration (other)		Sale of Acquired Property	613,068.13	Special District Taxes	
JUDICIARY		Other Miscellaneous Revenues	13,044,275.21	Bank Corp. Taxes	53,326.03
Municipal Courts	34,223.95	Prior Years Surplus Appropriated	565,000.00	Added and Omitted Taxes	38,616.94
PUBLIC SAFETY		REVENUES TOTAL	13,609,275.21	Total Taxes Levied - ABSTRACT	11,263,248.04
Fire Protection	349,430.95	Reserve For Uncollected Taxes	452,269.75	Total Taxes Billed	11,215,860.27
Police Protection	984,294.28	CAPITAL OUTLAY TOTAL	261,668.66	1988 TAXES COLLECTED	10,946,173.13
Civil Defense & Disaster Control	25.00	Public Enterprises	40,521.26	1988 Taxes Cancelled, Abated or Adjusted	7,391.37
Environmental Inspection & Control	55,753.55	Recreation—Culture		Transfer to Tax Title Liens or Foreclosed	5,356.39
Other Public Safety		Public Works	99,128.34	Balance Outstanding Dec. 31, 1988	256,939.38
PUBLIC WORKS		Buildings and Grounds	122,019.05	PRIOR YEARS TAXES OUTSTANDING	
Streets and Drainage	418,535.00	Library and Education		Balance January 1, 1988	379,564.02
Sewers and Sewage Processing		Conservation		Collected in 1988	376,366.42
Garbage and Trash Disposal	733,000.00	All Other		Cancelled, Abated or Adjusted 1988	2,516.66
Public Buildings and Grounds	35,130.50	CAPITAL DEBT AUTHORIZED, DECEMBER 31, 1988		Transfers to Tax Title Liens or Foreclosed	
Other Public Works		ISSUED AND UNISSUED GROSS DEBT NET DEBT		Balance December 31, 1988	680.94
HEALTH and WELFARE		School 1,472,000		TAX TITLE LIENS OUTSTANDING	
Health Services Except Environmental	255.00	Self-Liquidating 1,453,000	201,400	Balance January 1, 1988	23,522.11
Welfare-Public Assistance	7,700.00	Other 1,471,000	1,471,000	Transfer From Taxes	5,356.39
Hospitals, Clinics, First Aid		Total 4,396,000	1,672,400	Redeemed in 1988	7,654.41
Animal, Insect, & Rodent Control	1,500.00	ISSUED AND OUTSTANDING		Cancelled, Abated or Adjusted (1988)	
Other Welfare Services		School 1,472,000.00		Transfers to Foreclosed Property	
RECREATION and CONSERVATION		Self-Liquidating 1,386,600.00		Balance December 31, 1988	21,224.09
Beaches and Boardwalks		Other 1,471,000.00		PROPERTY ACQUIRED BY DEED OR	
Parks, Playgrounds, Shade Trees	74,037.93	Total 4,329,600.00		FORECLOSURE	
Land Reclamation & Conservation				Balance January 1, 1988	53,350.00
Other Recreational Services	63,004.00	EQUALIZED VALUATION BASIS		Transfers From Taxes or Liens	
EDUCATION (excluding schools)		FOR NET DEBT COMPUTATION	348,784,251	Sale for Cash (1988)	6,800.00
Libraries	195,376.45	REAL PROPERTY VALUATIONS		Cancelled, Abated or Adjusted (1988)	19,500.00
Other Educational Services	13,025.00	Code Class # of Parcels % VAL'N ASSESSED VALUATION		Balance December 31, 1988	27,050.00
STATUTORY EXPENDITURES		1 Vacant Land 149 .75 1,932,550.00		CURRENT FINANCES DECEMBER 31, 1988	
Pensions & F. I. C. A.	326,609.00	2 Residential 3942 75.23 194,500,700.00		ASSETS	
Employee Fringe Benefits	275,937.00	3 Farm 36,657,450.00		Cash Dec. 31, 1988	1,381,223.45
Other Statutory Expenditures		4a Commercial 4b Industrial 4c Apartments 40 9.85 25,460,000.00		Taxes Receivable	257,620.32
CETA And Other Public Employment Programs		Total 4489 258,550,700.00		Tax Title Liens	21,224.09
MUNICIPAL FUNCTIONS TOTAL	4,015,180.27	Land Area 1.86 Sq. Miles		Foreclosed Property	27,050.00
CAPITAL IMPROVEMENTS *M E M O*	10,000.00	Net Valuation Taxable-Municipal	265,429,666	Emergencies & Other Deferred Charges	389.37
DEBT SERVICE		Net Valuation Taxable-County	357,976,643	State and Federal Aid Receivable	28,700.00
Principal Payments	150,000.00	State Equalized Valuation	388,334,705	Other Receivables	59,480.68
Interest Payments	114,212.00	State Equalization Ratio	67.78	Total	1,775,687.91
DEFERRED CHARGES	10,875.72			LIABILITIES, RESERVES, AND SURPLUS	
SCHOOL, COUNTY, SPECIAL DISTRICT TAXES	8,648,307.07			Cash Liabilities	493,438.40
RESERVE FOR UNCOLLECTED TAXES	452,269.75			Reserves for Receivables	349,125.08
EXPENDITURES TOTAL	13,390,844.81			Surplus Dec. 31, 1988	933,124.43
				Total	1,775,687.91

1309

Population 1980 7,888
 Population 1988 8,465
 S & P Rating
 Moody Rating

General Tax Rate Per \$100.

1.14

State Equalized Tax Rate

1.26

COLTS NECK TOWNSHIP – MONMOUTH CO.

Form of Government:

Township Committee

Number of Members on Governing Body – 5

PER CAPITA:

Gross Debt 930.94
 Net Debt 403.00
 Debt Service 25.94
 Total Tax Levy 1,221.51
 Municipal Expenditures 389.95

PER CENT:

Gross Debt 1.22
 Net Debt .53
 Tax Levy Collected 95.41
 Tax Levy Cancelled, Abated
 or Adjusted

EXPENDITURES		REVENUES-REALIZED		1988 PROPERTY TAX	
GENERAL GOVERNMENT		1988 Property Taxes Collected		STATE EQUALIZED TAX RATE	
Governing Body & Public Boards			9,957,183.94	Local District School Taxes	.53 4,300,500.50
Municipal Clerk				Regional & Consolidated School Tax	.27 2,205,200.66
Financial Administration	25,330.00	1988 Payments in Lieu of Taxes		School Taxes in Municipal Budget	
Assessment of Taxes	26,020.00	Delinquent Tax & Lien Collections	231,311.64	County Taxes	.36 2,875,247.03
Collection of Taxes	57,530.00	Business Personalty Replacement Taxes	62,268.72	County Library Taxes	.01 109,247.70
Planning, Housing & Development	108,245.00	Taxes from Public Utilities	1,143,473.00	Local Municipal Purpose Taxes	.09 697,619.00
Human Resources		Other Miscellaneous Tax Revenues		Veteran & Senior Citizen Taxes	30,450.00
Elections	5,500.00	State Aid Revenues	42,740.53	Total Taxes for Rate Computation	1.26 10,213,354.94
General Administration (other)	756,824.00	Federal Aid Revenues		Special District Taxes	
JUDICIARY		State and Local Fiscal Assistance Act Utilized		Bank Corp. Taxes	11,690.39
Municipal Courts	99,800.00	Sale of Acquired Property		Added and Omitted Taxes	140,453.28
PUBLIC SAFETY		Other Miscellaneous Revenues	212,432.31	Total Taxes Levied - ABSTRACT	10,340,063.61
Fire Protection	67,600.00	Total	12,399,465.69	Total Taxes Billed	10,323,373.22
Police Protection	578,157.00	Prior Years Surplus Appropriated	542,650.00	1988 TAXES COLLECTED	9,957,183.94
Civil Defense & Disaster Control	500.00	REVENUES TOTAL	12,942,115.69	1988 Taxes Cancelled, Abated or Adjusted	
Environmental Inspection & Control	13,500.02	Reserve For Uncollected Taxes	372,332.00	Transfer to Tax Title Liens or Foreclosed	
Other Public Safety		CAPITAL OUTLAY TOTAL	1,116,696.51	Balance Outstanding Dec. 31, 1988	371,184.23
PUBLIC WORKS				PRIOR YEARS TAXES OUTSTANDING	
Streets and Drainage	553,905.00	Public Enterprises		Balance January 1, 1988	295,918.14
Sewers and Sewage Processing	31,500.00	Recreation—Culture		Collected in 1988	280,486.33
Garbage and Trash Disposal		Public Works	99,959.93	Cancelled, Abated or Adjusted 1988	
Public Buildings and Grounds		Buildings and Grounds	1,016,736.53	Transfers to Tax Title Liens or Foreclosed	
Other Public Works		Library and Education		Balance December 31, 1988	15,431.76
HEALTH and WELFARE		Conservation		TAX TITLE LIENS OUTSTANDING	
Health Services Except Environmental	46,333.00	All Other		Balance January 1, 1988	72,459.10
Welfare-Public Assistance	17,700.00	CAPITAL DEBT AUTHORIZED, DECEMBER 31, 1988		Transfer From Taxes	
Hospitals, Clinics, First Aid		ISSUED AND UNISSUED		Redeemed in 1988	325.26
Animal, Insect, & Rodent Control		School	4,469,011	Cancelled, Abated or Adjusted (1988)	
Other Welfare Services		Self-liquidating		Transfers to Foreclosed Property	
RECREATION and CONSERVATION		Other	3,411,364	Balance December 31, 1988	71,033.84
Beaches and Boardwalks		Total	7,880,376	PROPERTY ACQUIRED BY DEED OR	
Parks, Playgrounds, Shade Trees	17,820.00			FORECLOSURE	
Land Reclamation & Conservation	1,415.00	ISSUED AND OUTSTANDING		Balance January 1, 1988	
Other Recreational Services	102,130.00	School	4,469,011.64	Transfers From Taxes or Liens	
EDUCATION (excluding schools)		Self-liquidating		Sale for Cash (1988)	
Libraries	16,000.00	Other	2,923,643.00	Cancelled, Abated or Adjusted (1988)	
Other Educational Services		Total	7,392,654.64	Balance December 31, 1988	
STATUTORY EXPENDITURES		EQUALIZED VALUATION BASIS		CURRENT FINANCES DECEMBER 31, 1988	
Pensions & F. I. C. A.	123,000.12	FOR NET DEBT COMPUTATION	646,523,992	ASSETS	
Employee Fringe Benefits		REAL PROPERTY VALUATIONS		Cash Dec. 31, 1988	3,755,787.73
Other Statutory Expenditures		Code Class # of Parcels % VAL'N		Taxes Receivable	330,516.04
CETA And Other Public Employment Programs		1 Vacant Land 207 3.55	31,494,500.00	Tax Title Liens	71,633.34
MUNICIPAL FUNCTIONS TOTAL	2,654,024.14	2 Residential 2033 78.38	695,320,300.00	Foreclosed Property	
CAPITAL IMPROVEMENTS *MEMO*	25,000.00	3 Farm 532 13.23	117,439,600.00	Emergencies & Other Deferred Charges	76,320.02
DEBT SERVICE		4a Commercial 60 4.84	42,898,200.00	State and Federal Aid Receivable	
Principal Payments	19,407.00	4b Industrial		Other Receivables	1,222.00
Interest Payments	200,181.88	4c Apartments		Total	4,291,639.53
DEFERRED CHARGES	55,000.00	Total 2382	837,222,600.00	LIABILITIES, RESERVES, AND SURPLUS	
SCHOOL, COUNTY, SPECIAL DISTRICT TAXES	9,490,295.94	Land Area 31.70 Sq. Miles		Cash Liabilities	2,873,015.42
RESERVE FOR UNCOLLECTED TAXES	372,332.00	Net Valuation Taxable-Municipal	892,335,132	Reserves for Receivables	459,471.56
EXPENDITURES TOTAL	12,791,240.96	Net Valuation Taxable-County	689,541,932	Surplus Dec. 31, 1988	959,152.38
		State Equalized Valuation	805,928,226	Total	4,291,639.53
		State Equalization Ratio	110.79		

0602

Population 1980 4,674
 Population 1988 5,174
 S & P Rating
 Moody Rating

General Tax Rate Per \$100.

State Equalized Tax Rate

4.66

2.21

COMMERCIAL TWP. - CUMBERLAND CO.

Form of Government:

Township Committee

Number of Members on Governing Body - 3

PER CAPITA:

Gross Debt 91.23
 Net Debt 69.58
 Debt Service 20.14
 Total Tax Levy 419.96
 Municipal Expenditures 319.70

PER CENT:

Gross Debt .69
 Net Debt .53
 Tax Levy Collected 83.46
 Tax Levy Cancelled, Abated or Adjusted .19

EXPENDITURES		REVENUES-REALIZED		1988 PROPERTY TAX	
GENERAL GOVERNMENT				STATE EQUALIZED TAX RATE	
Governing Body & Public Boards		1988 Property Taxes Collected	1,820,596.00	Local District School Taxes	.89 781,842.00
Municipal Clerk		1988 Payments in Lieu of Taxes		Regional & Consolidated School Tax	
Financial Administration	45,561.00	Delinquent Tax & Lien Collections	214,288.00	School Taxes in Municipal Budget	
Assessment of Taxes	110,313.00	Business Personalty Replacement Taxes	39,468.00	County Taxes	.90 * 784,068.65
Collection of Taxes	39,900.00	Taxes from Public Utilities	290,219.00	County Library Taxes	
Planning, Housing & Development	16,850.00	Other Miscellaneous Tax Revenues		Local Municipal Purpose Taxes	.42 362,916.00
Human Resources	61,000.00	State Aid Revenues	279,289.00	Veteran & Senior Citizen Taxes	110,250.00
Elections	4,600.00	Federal Aid Revenues		Total Taxes for Rate Computation	2.21 2,039,076.65
General Administration (other)	156,200.00	State and Local Fiscal Assistance Act Utilized	7,715.00	Special District Taxes	217,471.00
JUDICIARY		Sale of Acquired Property		Bank Corp. Taxes	175.00
Municipal Courts	39,600.00	Other Miscellaneous Revenues	185,044.00	Added and Omitted Taxes	26,403.00
PUBLIC SAFETY		Total	2,836,619.00	Total Taxes Levied - ABSTRACT	2,172,875.65
Fire Protection	1,500.00	Prior Years Surplus Appropriated	236,509.00	Total Taxes Billed	2,181,342.00
Police Protection	5,750.00	REVENUES TOTAL	3,073,128.00	1988 TAXES COLLECTED	1,820,596.00
Civil Defense & Disaster Control	400.00	Reserve For Uncollected Taxes	324,442.00	1988 Taxes Cancelled, Abated or Adjusted	4,169.00
Environmental Inspection & Control	31,018.00			Transfer to Tax Title Liens or Foreclosed	53,831.00
Other Public Safety				Balance Outstanding Dec. 31, 1988	302,746.00
PUBLIC WORKS		CAPITAL OUTLAY TOTAL		PRIOR YEARS TAXES OUTSTANDING	
Streets and Drainage	259,835.00	Public Enterprises		Balance January 1, 1988	214,340.00
Sewers and Sewage Processing	4,009.00	Recreation—Culture		Collected in 1988	180,767.00
Garbage and Trash Disposal	192,000.00	Public Works		Cancelled, Abated or Adjusted 1988	576.00
Public Buildings and Grounds	63,050.00	Buildings and Grounds		Transfers to Tax Title Liens or Foreclosed	11,282.00
Other Public Works		Library and Education		Balance December 31, 1988	21,715.00
HEALTH and WELFARE		Conservation		TAX TITLE LIENS OUTSTANDING	
Health Services Except Environmental	100.00	All Other		Balance January 1, 1988	150,637.00
Welfare-Public Assistance	15,540.00			Transfer From Taxes	68,858.00
Hospitals, Clinics, First Aid		CAPITAL DEBT AUTHORIZED, DECEMBER 31, 1988		Redeemed in 1988	33,521.00
Animal, Insect, & Rodent Control	20,200.00	ISSUED AND UNISSUED GROSS DEBT NET DEBT		Cancelled, Abated or Adjusted (1988)	
Other Welfare Services	300.00	School 112,000		Transfers to Foreclosed Property	
RECREATION and CONSERVATION		Self-liquidating 360,000	360,000	Balance December 31, 1988	185,974.00
Beaches and Boardwalks		Other 472,000	360,000	PROPERTY ACQUIRED BY DEED OR	
Parks, Playgrounds, Shade Trees	15,500.00	Total	472,000	FORECLOSURE	
Land Reclamation & Conservation		ISSUED AND OUTSTANDING		Balance January 1, 1988	260,720.00
Other Recreational Services	14,104.00	School 112,000.00		Transfers From Taxes or Liens	
EDUCATION (excluding schools)		Self-Liquidating 360,000.00		Sale for Cash (1988)	
Libraries		Other 472,000.00		Cancelled, Abated or Adjusted (1988)	
Other Educational Services		Total	472,000.00	Balance December 31, 1988	260,720.00
STATUTORY EXPENDITURES		EQUALIZED VALUATION BASIS		CURRENT FINANCES DECEMBER 31, 1988	
Pensions & F. I. C. A.	32,377.00	FOR NET DEBT COMPUTATION	68,241,043	ASSETS	
Employee Fringe Benefits	20,000.00	REAL PROPERTY VALUATIONS		Cash Dec. 31, 1988	467,914.00
Other Statutory Expenditures	5,500.00	Code Class # of Parcels % VAL'N		Taxes Receivable	324,461.00
CETA And Other Public Employment Programs		1 Vacant Land 2471 13.21	5,258,912.00	Tax Title Liens	185,974.00
MUNICIPAL FUNCTIONS TOTAL	1,155,207.00	2 Residential 1884 74.83	29,792,670.00	Foreclosed Property	260,720.00
CAPITAL IMPROVEMENTS *MEMO*		3 Farm 138 2.45	975,600.00	Emergencies & Other Deferred Charges	137,062.00
DEBT SERVICE		4a Commercial 72 3.29	1,311,450.00	State and Federal Aid Receivable	
Principal Payments	66,000.00	4b Industrial 19 6.13	2,440,665.00	Other Receivables	240,205.00
Interest Payments	33,208.00	4c Apartments 1 .09	36,000.00	Total	1,616,336.00
		Total 4585	39,815,297.00	LIABILITIES, RESERVES, AND SURPLUS	
DEFERRED CHARGES	70,292.00	Land Area 34.00 Sq. Miles		Cash Liabilities	419,708.00
SCHOOL, COUNTY, SPECIAL DISTRICT TAXES	1,783,331.65	Net Valuation Taxable-Municipal	41,455,028	Reserves for Receivables	853,506.00
RESERVE FOR UNCOLLECTED TAXES	324,442.00	Net Valuation Taxable-County	66,419,939	Surplus Dec. 31, 1988	343,122.00
EXPENDITURES TOTAL	3,437,530.65	State Equalized Valuation	85,585,118	Total	1,616,336.00
		State Equalization Ratio	47.43		

*Includes County Health Service Taxes or County Vocational School Taxes. See Table 13.

0106

Population 1980 254
Population 1988 257
S & P Rating
Moody Rating

General Tax Rate Per \$100.

1.66

State Equalized Tax Rate

1.66

CORBIN CITY CITY - ATLANTIC COUNTY**Form of Government:****Special Charter (P.L. 1922 c. 56)****Number of Members on Governing Body - 3**

PER CAPITA.

Gross Debt 1,331.32

Net Debt

Debt Service 77.47

Total Tax Levy 949.37

Municipal Expenditures 774.31

PER CENT:

Gross Debt 3.09

Net Debt

Tax Levy Collected 91.61

Tax Levy Cancelled, Abated
or Adjusted .03

EXPENDITURES		REVENUES-REALIZED		1988 PROPERTY TAX	
GENERAL GOVERNMENT				STATE EQUALIZED TAX RATE	
Governing Body & Public Boards		1988 Property Taxes Collected	200,084.80	Local District School Taxes	125,428.00
Municipal Clerk		1988 Payments in Lieu of Taxes		Regional & Consolidated School Tax	
Financial Administration	14,590.41	Delinquent Tax & Lien Collections	18,414.03	School Taxes in Municipal Budget	
Assessment of Taxes	6,437.56	Business Personalty Replacement Taxes	2,004.80	County Taxes	57,056.06
Collection of Taxes	7,270.00	Taxes from Public Utilities	61,864.00	County Library Taxes	3,945.13
Planning, Housing & Development	2,199.36	Other Miscellaneous Tax Revenues		Local Municipal Purpose Taxes	28,800.00
Human Resources		State Aid Revenues	22,634.74	Veteran & Senior Citizen Taxes	6,900.00
Elections	385.00	Federal Aid Revenues		Total Taxes for Rate Computation	222,129.19
General Administration (other)	52,006.66	State and Local Fiscal Assistance Act Utilized		Special District Taxes	
JUDICIARY		Sale of Acquired Property		Bank Corp. Taxes	
Municipal Courts	8,939.47	Other Miscellaneous Revenues	35,678.21	Added and Omitted Taxes	3,058.13
PUBLIC SAFETY		Total	340,680.58	Total Taxes Levied - ABSTRACT	218,237.37
Fire Protection	904.00	Prior Years Surplus Appropriated	64,801.52	Total Taxes Billed	218,401.96
Police Protection	1,000.00	REVENUES TOTAL	405,482.10	1988 TAXES COLLECTED	200,084.80
Civil Defense & Disaster Control	1,000.00	Reserve For Uncollected Taxes	29,500.00	1988 Taxes Cancelled, Abated or Adjusted	185.47
Environmental Inspection & Control		CAPITAL OUTLAY TOTAL		Transfer to Tax Title Liens or Foreclosed	1,879.74
Other Public Safety				Balance Outstanding Dec. 31, 1988	16,251.95
PUBLIC WORKS				PRIOR YEARS TAXES OUTSTANDING	
Streets and Drainage	24,950.00	Public Enterprises		Balance January 1, 1988	19,203.71
Sewers and Sewage Processing		Recreation—Culture		Collected in 1988	13,414.03
Garbage and Trash Disposal	10,000.00	Public Works		Cancelled, Abated or Adjusted 1988	98.84
Public Buildings and Grounds	3,166.11	Buildings and Grounds		Transfers to Tax Title Liens or Foreclosed	89.05
Other Public Works		Library and Education		Balance December 31, 1988	601.79
HEALTH and WELFARE		Conservation		TAX TITLE LIENS OUTSTANDING	
Health Services Except Environmental	140.00	All Other		Balance January 1, 1988	5,673.93
Welfare-Public Assistance	2,213.00	CAPITAL DEBT AUTHORIZED, DECEMBER 31, 1988		Transfer From Taxes	1,991.26
Hospitals, Clinics, First Aid		ISSUED AND UNISSUED GROSS DEBT		Redeemed in 1988	
Animal, Insect, & Rodent Control	4,390.40	School	355,000	Cancelled, Abated or Adjusted (1988)	
Other Welfare Services	400.00	Self-liquidating		Transfers to Foreclosed Property	
RECREATION and CONSERVATION		Other		Balance December 31, 1988	7,665.24
Beaches and Boardwalks		Total	355,000	PROPERTY ACQUIRED BY DEED OR	
Parks, Playgrounds, Shade Trees		ISSUED AND OUTSTANDING		FORECLOSURE	
Land Reclamation & Conservation		School		Balance January 1, 1988	10,310.00
Other Recreational Services		Self-Liquidating		Transfers From Taxes or Liens	
EDUCATION (excluding schools)		Other		Sale for Cash (1988)	
Libraries		Total		Cancelled, Abated or Adjusted (1988)	
Other Educational Services		EQUALIZED VALUATION BASIS		Balance December 31, 1988	10,310.00
STATUTORY EXPENDITURES		FOR NET DEBT COMPUTATION	11,505,040	CURRENT FINANCES DECEMBER 31, 1988	
Pensions & F. I. C. A.	7,400.00	REAL PROPERTY VALUATIONS		ASSETS	
Employee Fringe Benefits	1,719.92	Code Class # of Parcels % VAL'N		Cash Dec. 31, 1988	342,505.08
Other Statutory Expenditures	600.00	1 Vacant Land 131 20.97	2,702,100.00	Taxes Receivable	16,353.74
CETA And Other Public Employment Programs		2 Residential 155 65.81	8,478,400.00	Tax Title Liens	7,665.24
MUNICIPAL FUNCTIONS TOTAL	149,711.89	3 Farm 9 3.43	449,300.00	Foreclosed Property	10,310.00
CAPITAL IMPROVEMENTS *MEMO*		4a Commercial 10 9.73	1,253,000.00	Emergencies & Other Deferred Charges	
DEBT SERVICE		4b Industrial		State and Federal Aid Receivable	922.31
Principal Payments		4c Apartments		Other Receivables	536.66
Interest Payments	19,915.50	Total	305	Total	378,793.03
TYPE I SCHL DEBT *MEMO	19,915.50	Land Area 8.30 Sq. Miles		LIABILITIES, RESERVES, AND SURPLUS	
DEFERRED CHARGES		Net Valuation Taxable-Municipal	13,011,662	Cash Liabilities	154,979.47
SCHOOL, COUNTY, SPECIAL DISTRICT TAXES	186,429.19	Net Valuation Taxable-County	12,202,108	Reserves for Receivables	35,365.64
RESERVE FOR UNCOLLECTED TAXES	29,500.00	State Equalized Valuation	13,007,798	Surplus Dec. 31, 1988	188,447.92
EXPENDITURES TOTAL	385,556.58	State Equalization Ratio	100.03	Total	378,793.03

1987/3000

* ABOVE DEBT SERVICE INCLUDES TYPE I SCHOOL DEBT

167

*Includes County Health Service Taxes or County Vocational School Taxes. See Table 13.

1202

Population 1980 1,927
 Population 1988 2,312
 S & P Rating
 Moody Rating

General Tax Rate Per \$100.

2.03

State Equalized Tax Rate

1.53

CRANBURY TOWNSHIP - MIDDLESEX CO.

Form of Government:

Township Committee

Number of Members on Governing Body - 3

PER CAPITA:

Gross Debt 1,056.16
 Net Debt 1,056.16
 Debt Service 16.54
 Total Tax Levy 2,367.60
 Municipal Expenditures 884.84

PER CENT:

Gross Debt .89
 Net Debt .89
 Tax Levy Collected 97.72
 Tax Levy Cancelled, Abated or Adjusted .01

EXPENDITURES		REVENUES-REALIZED		1988 PROPERTY TAX	
GENERAL GOVERNMENT		1988 Property Taxes Collected		STATE EQUALIZED TAX RATE	
Governing Body & Public Boards			5,338,876.13	Local District School Taxes	.75 2,464,589.00
Municipal Clerk	34,074.20	1988 Payments in Lieu of Taxes		Regional & Consolidated School Tax	
Financial Administration	17,725.00	Delinquent Tax & Lien Collections	69,041.77	School Taxes in Municipal Budget	
Assessment of Taxes	23,425.00	Business Personalty Replacement Taxes	140,505.92	County Taxes	.39 1,277,055.73
Collection of Taxes	243,633.36	Taxes from Public Utilities	336,217.00	County Library Taxes	
Planning, Housing & Development	26,725.00	Other Miscellaneous Tax Revenues		Local Municipal Purpose Taxes	.44 1,458,044.00
Human Resources	1,144.64	State Aid Revenues	26,361.42	Veteran & Senior Citizen Taxes	13,600.00
Elections	234,200.00	Federal Aid Revenues		Total Taxes for Rate Computation	1.58 5,213,288.73
General Administration (other)	54,823.33	State and Local Fiscal Assistance Act Utilized		Special District Taxes	
JUDICIARY		Sale of Acquired Property	559,360.41	Bank Corp. Taxes	33,718.23
Municipal Courts	54,130.80	Other Miscellaneous Revenues	6,470,862.70	Added and Omitted Taxes	240,489.62
PUBLIC SAFETY		Total	6,470,862.70	Total Taxes Levied - ABSTRACT	5,473,896.58
Fire Protection	415,200.00	Prior Years Surplus Appropriated	221,000.00	Total Taxes Billed	5,463,166.27
Police Protection	5,500.00	REVENUES	6,691,862.70	1988 TAXES COLLECTED	5,338,876.18
Civil Defense & Disaster Control	51,525.00	Reserve For Uncollected Taxes	150,000.00	1988 Taxes Cancelled, Abated or Adjusted	321.08
Environmental Inspection & Control		CAPITAL OUTLAY	25,764.30	Transfer to Tax Title Liens or Foreclosed	913.50
Other Public Safety		TOTAL	25,764.30	Balance Outstanding Dec. 31, 1988	123,055.51
PUBLIC WORKS				PRIOR YEARS TAXES OUTSTANDING	
Streets and Drainage	174,759.00	Public Enterprises	3,306.00	Balance January 1, 1988	81,989.31
Sewers and Sewage Processing	82,150.00	Recreation—Culture		Collected in 1988	69,041.77
Garbage and Trash Disposal	7,500.00	Public Works	19,871.80	Cancelled, Abated or Adjusted 1988	231.00
Public Buildings and Grounds	72,000.00	Buildings and Grounds	2,586.50	Transfers to Tax Title Liens or Foreclosed	
Other Public Works		Library and Education		Balance December 31, 1988	12,716.54
HEALTH and WELFARE		Conservation		TAX TITLE LIENS OUTSTANDING	
Health Services Except Environmental	6,400.00	All Other		Balance January 1, 1988	5,734.63
Welfare-Public Assistance	9,000.00	CAPITAL DEBT AUTHORIZED, DECEMBER 31, 1988		Transfer From Taxes	913.50
Hospitals, Clinics, First Aid	1,650.00	ISSUED AND UNISSUED		Redeemed in 1988	
Animal, Insect, & Rodent Control	3,550.00	School		Cancelled, Abated or Adjusted (1988)	
Other Welfare Services		Self-liquidating		Transfers to Foreclosed Property	
RECREATION and CONSERVATION		Other	2,441,840	Balance December 31, 1988	6,648.13
Beaches and Boardwalks		Total	2,441,840	PROPERTY ACQUIRED BY DEED OR	
Parks, Playgrounds, Shade Trees	35,800.00			FORECLOSURE	
Land Reclamation & Conservation	900.00	ISSUED AND OUTSTANDING		Balance January 1, 1988	
Other Recreational Services	11,950.00	School		Transfers From Taxes or Liens	
EDUCATION (excluding schools)		Self-liquidating		Sale for Cash (1988)	
Libraries	91,405.00	Other	597,000.00	Cancelled, Abated or Adjusted (1988)	
Other Educational Services		Total	597,000.00	Balance December 31, 1988	
STATUTORY EXPENDITURES		EQUALIZED VALUATION BASIS		CURRENT FINANCES DECEMBER 31, 1988	
Pensions & F. I. C. A.	106,300.00	FOR NET DEBT COMPUTATION	275,375,902	ASSETS	
Employee Fringe Benefits	57,500.00	REAL PROPERTY VALUATIONS		Cash Dec. 31, 1988	889,404.19
Other Statutory Expenditures		Code Class # of Parcels % VAL'N		Taxes Receivable	135,772.05
CETA And Other Public Employment Programs		1 Vacant Land 81 3.78	9,642,200.00	Tax Title Liens	6,648.13
MUNICIPAL FUNCTIONS		2 Residential 689 49.60	126,484,600.00	Foreclosed Property	
CAPITAL IMPROVEMENTS	1,823,065.33	3 Farm 179 4.60	11,721,100.00	Emergencies & Other Deferred Charges	8,200.00
DEBT SERVICE	433,000.00	4a Commercial 78 13.57	34,606,500.00	State and Federal Aid Receivable	
Principal Payments	3,000.00	4b Industrial 17 28.15	71,788,700.00	Other Receivables	113,068.01
Interest Payments	30,250.00	4c Apartments 2 .29	749,500.00	Total	1,153,092.38
DEFERRED CHARGES	34,430.00	Total 1046	254,992,600.00	LIABILITIES, RESERVES, AND SURPLUS	
SCHOOL, COUNTY, SPECIAL DISTRICT TAXES	3,741,644.73	Land Area 13.38 Sq. Miles		Cash Liabilities	202,514.34
RESERVE FOR UNCOLLECTED TAXES	150,000.00	Net Valuation Taxable-Municipal	256,144,612	Reserves for Receivables	255,488.19
EXPENDITURES	5,787,390.56	Net Valuation Taxable-County	318,380,548	Surplus Dec. 31, 1988	695,089.85
TOTAL		State Equalized Valuation	328,065,602	Total	1,153,092.38
		State Equalization Ratio	78.00		

2003

Population 1980 24,573
 Population 1988 23,664
 S & P Rating
 Moody Rating A1

General Tax Rate Per \$100. 1.43
 State Equalized Tax Rate 1.68

CRANFORD TOWNSHIP – UNION COUNTY
Form of Government:
Township Committee
Number of Members on Governing Body – 5

PER CAPITA
 Gross Debt 587.59
 Net Debt 431.25
 Debt Service 21.33
 Total Tax Levy 1,203.30
 Municipal Expenditures 516.53

PER CENT:
 Gross Debt .93
 Net Debt .72
 Tax Levy Collected 98.31
 Tax Levy Cancelled, Abated or Adjusted .33

EXPENDITURES		REVENUES-REALIZED		1988 PROPERTY TAX	
GENERAL GOVERNMENT				STATE EQUALIZED TAX RATE → .93	
Governing Body & Public Boards		1988 Property Taxes Collected	29,152,294.93	Local District School Taxes	15,764,794.63
Municipal Clerk		1988 Payments in Lieu of Taxes	61,872.38	Regional & Consolidated School Tax	
Financial Administration	165,450.00	Delinquent Tax & Lien Collections	362,311.53	School Taxes in Municipal Budget	
Assessment of Taxes	67,762.00	Business Personalty Replacement Taxes	385,464.00	County Taxes	6,131,579.53
Collection of Taxes	57,800.00	Taxes from Public Utilities	2,504,099.00	County Library Taxes	
Planning, Housing & Development	58,620.00	Other Miscellaneous Tax Revenues		Local Municipal Purpose Taxes	6,549,197.29
Human Resources	30,339.00	State Aid Revenues	297,538.47	Veteran & Senior Citizen Taxes	229,500.00
Elections	12,050.00	Federal Aid Revenues		Total Taxes for Rate Computation	1.68 23,675,171.45
General Administration (other)	1,626,250.00	State and Local Fiscal Assistance Act Utilized		Special District Taxes	
JUDICIARY		Sole of Acquired Property		Bank Corp. Taxes	17,423.30
Municipal Courts	123,637.00	Other Miscellaneous Revenues	1,371,357.75	Added and Omitted Taxes	11,595.37
PUBLIC SAFETY		Total	33,634,988.61	Total Taxes Levied - ABSTRACT	23,474,797.12
Fire Protection	1,536,341.00	Prior Years Surplus Appropriated	920,000.00	Total Taxes Billed	28,537,338.52
Police Protection	2,392,339.00	REVENUES TOTAL	34,554,988.61	1988 TAXES COLLECTED	28,152,294.73
Civil Defense & Disaster Control	3,331.00	Reserve For Uncollected Taxes	753,521.00	1988 Taxes Cancelled, Abated or Adjusted	94,543.31
Environmental Inspection & Control	32,025.00			Transfer to Tax Title Liens or Foreclosed	4,071.43
Other Public Safety				Balance Outstanding Dec. 31, 1988	386,428.30
PUBLIC WORKS		CAPITAL OUTLAY TOTAL	995,370.97	PRIOR YEARS TAXES OUTSTANDING	
Streets and Drainage	978,704.00	Public Enterprises		Balance January 1, 1988	376,595.53
Sewers and Sewage Processing	643,805.00	Recreation—Culture	7,039.63	Collected in 1988	343,333.64
Garbage and Trash Disposal		Public Works	739,996.79	Cancelled, Abated or Adjusted 1988	500.00
Public Buildings and Grounds	373,237.00	Buildings and Grounds	153,869.16	Transfers to Tax Title Liens or Foreclosed	
Other Public Works	216,635.00	Library and Education	79,465.34	Balance December 31, 1988	32,761.39
HEALTH and WELFARE		Conservation		TAX TITLE LIENS OUTSTANDING	
Health Services Except Environmental	139,572.00	All Other		Balance January 1, 1988	29,032.70
Welfare-Public Assistance	31,305.00			Transfer From Taxes	4,071.48
Hospitals, Clinics, First Aid		CAPITAL DEBT AUTHORIZED, DECEMBER 31, 1988		Redeemed in 1988	13,977.94
Animal, Insect, & Rodent Control	3,500.00	ISSUED AND UNISSUED		Cancelled, Abated or Adjusted (1988)	
Other Welfare Services		School	2,801,000	Transfers to Foreclosed Property	
RECREATION and CONSERVATION		Self-Liquidating	897,673	Balance December 31, 1988	14,126.24
Beaches and Boardwalks		Other	10,206,043	PROPERTY ACQUIRED BY DEED OR FORECLOSURE	
Parks, Playgrounds, Shade Trees		Total	13,904,716	Balance January 1, 1988	4,061,300.00
Land Reclamation & Conservation	194,156.00	ISSUED AND OUTSTANDING		Transfers From Taxes or Liens	
Other Recreational Services	234,422.00	School	2,801,000.00	Sale for Cash (1988)	138,500.00
EDUCATION (excluding schools)		Self-Liquidating	897,763.00	Cancelled, Abated or Adjusted (1988)	
Libraries	413,875.00	Other	9,048,776.42	Balance December 31, 1988	3,922,300.00
Other Educational Services		Total	12,747,539.42	CURRENT FINANCES DECEMBER 31, 1988	
STATUTORY EXPENDITURES		EQUALIZED VALUATION BASIS		ASSETS	
Pensions & F. I. C. A.	881,840.00	FOR NET DEBT COMPUTATION	1,417,900,072	Cash Dec. 31, 1988	2,461,280.35
Employee Fringe Benefits	495,630.00	REAL PROPERTY VALUATIONS		Taxes Receivable	419,190.19
Other Statutory Expenditures		Code Class # of Parcels % VAL'N		Tax Title Liens	14,126.24
CETA And Other Public Employment Programs		1 Vacant Land 102 .40	7,663,200.00	Foreclosed Property	3,922,300.00
MUNICIPAL FUNCTIONS TOTAL	10,873,236.00	2 Residential 7150 78.98	1,509,333,600.00	Emergencies & Other Deferred Charges	183,768.48
CAPITAL IMPROVEMENTS *MEMO*	331,393.00	3 Farm 1 .01	105,200.00	State and Federal Aid Receivable	
DEBT SERVICE		4a Commercial 259 13.40	256,010,700.00	Other Receivables	63,435.73
Principal Payments	20,000.00	4b Industrial 53 5.87	112,235,800.00	Total	7,069,650.99
Interest Payments	497,697.95	4c Apartments 13 1.35	25,756,700.00	LIABILITIES, RESERVES, AND SURPLUS	
		Total	7578	Cash Liabilities	1,724,980.50
DEFERRED CHARGES	74,991.00	Land Area 4.90 Sq. Miles		Reserves for Receivables	4,414,324.04
SCHOOL, COUNTY, SPECIAL DISTRICT TAXES	21,896,474.16	Net Valuation Taxable-Municipal	1,924,978,113	Surplus Dec. 31, 1988	929,346.45
RESERVE FOR UNCOLLECTED TAXES	753,521.00	Net Valuation Taxable-County	1,470,530,249	Total	7,069,650.99
EXPENDITURES TOTAL	34,120,920.12	State Equalized Valuation	1,697,831,500		
		State Equalization Ratio	113.51		

0208

Population 1980 7,609
 Population 1988 7,513
 S & P Rating
 Moody Rating A1

General Tax Rate Per \$100.

1.70

State Equalized Tax Rate

1.37

CRESSKILL BOROUGH - BERGEN COUNTY**Form of Government:****Borough Council****Number of Members on Governing Body - 6****PER CAPITA:**

Gross Debt 418.20
 Net Debt 386.52
 Debt Service 20.19
 Total Tax Levy 1,470.85
 Municipal Expenditures 656.45

PER CENT:

Gross Debt .48
 Net Debt .44
 Tax Levy Collected 98.68
 Tax Levy Cancelled, Abated or Adjusted .13

EXPENDITURES		REVENUES-REALIZED		1988 PROPERTY TAX	
GENERAL GOVERNMENT				STATE EQUALIZED TAX RATE → .81	
Governing Body & Public Boards		1988 Property Taxes Collected	10,831,635.00	Local District School Taxes	6,478,650.00
Municipal Clerk	19,538.93	1988 Payments in Lieu of Taxes		Regional & Consolidated School Tax	
Financial Administration	24,850.00	Delinquent Tax & Lien Collections	151,411.00	School Taxes in Municipal Budget	
Assessment of Taxes	111,836.31	Business Personalty Replacement Taxes	67,666.80	County Taxes	1,702,921.07
Collection of Taxes	15,650.00	Taxes from Public Utilities	658,768.00	County Library Taxes	
Planning, Housing & Development	34,020.00	Other Miscellaneous Tax Revenues		Local Municipal Purpose Taxes	2,731,970.34
Human Resources	2,950.00	State Aid Revenues	107,739.17	Veteran & Senior Citizen Taxes	80,500.00
Elections	525,441.53	Federal Aid Revenues		Total Taxes for Rate Computation	10,994,041.41
General Administration (other)		State and Local Fiscal Assistance Act Utilized		Special District Taxes	
JUDICIARY		Sale of Acquired Property		Bank Corp. Taxes	16,156.46
Municipal Courts	27,175.00	Other Miscellaneous Revenues	1,062,135.86	Added and Omitted Taxes	120,820.00
PUBLIC SAFETY		Total	12,879,355.83	Total Taxes Levied - ABSTRACT	11,050,517.87
Fire Protection	138,890.00	Prior Years Surplus Appropriated	330,000.00	Total Taxes Billed	10,976,799.00
Police Protection	979,573.10	REVENUES TOTAL	13,209,355.83	1988 TAXES COLLECTED	10,831,635.00
Civil Defense & Disaster Control	250.00	Reserve for Uncollected Taxes	235,543.67	1988 Taxes Cancelled, Abated or Adjusted	13,843.00
Environmental Inspection & Control	49,743.73	CAPITAL OUTLAY TOTAL	824,281.00	Transfer to Tax Title Liens or Foreclosed	
Other Public Safety				Balance Outstanding Dec. 31, 1988	131,321.00
PUBLIC WORKS				PRIOR YEARS TAXES OUTSTANDING	
Streets and Drainage	649,940.78	Public Enterprises		Balance January 1, 1988	156,372.00
Sewers and Sewage Processing	213,130.12	Recreation—Culture		Collected in 1988	151,411.00
Garbage and Trash Disposal	373,900.00	Public Works	571,237.00	Cancelled, Abated or Adjusted 1988	
Public Buildings and Grounds	39,550.00	Buildings and Grounds	252,615.00	Transfers to Tax Title Liens or Foreclosed	
Other Public Works	35,000.00	Library and Education	429.00	Balance December 31, 1988	4,961.00
HEALTH and WELFARE		Conservation		TAX TITLE LIENS OUTSTANDING	
Health Services Except Environmental	45,913.00	All Other		Balance January 1, 1988	9,790.00
Welfare-Public Assistance	10,600.00	CAPITAL DEBT AUTHORIZED, DECEMBER 31, 1988		Transfer From Taxes	
Hospitals, Clinics, First Aid		ISSUED AND UNISSUED GROSS DEBT NET DEBT		Redeemed in 1988	
Animal, Insect, & Rodent Control	200.00	School 238,000		Cancelled, Abated or Adjusted (1988)	
Other Welfare Services		Self-liquidating		Transfers to Foreclosed Property	
RECREATION and CONSERVATION		Other 2,903,942	2,903,942	Balance December 31, 1988	9,790.00
Beaches and Boardwalks		Total 3,141,942	2,903,942	PROPERTY ACQUIRED BY DEED OR FORECLOSURE	
Parks, Playgrounds, Shade Trees	24,158.53	ISSUED AND OUTSTANDING		Balance January 1, 1988	88,625.00
Land Reclamation & Conservation	20,200.00	School 88,000.00		Transfers From Taxes or Liens	
Other Recreational Services	55,505.00	Self-Liquidating		Sale for Cash (1988)	
EDUCATION (excluding schools)		Other 2,739,000.00	2,827,000.00	Cancelled, Abated or Adjusted (1988)	
Libraries	168,956.00	Total	2,827,000.00	Balance December 31, 1988	88,625.00
Other Educational Services		EQUALIZED VALUATION BASIS		CURRENT FINANCES DECEMBER 31, 1988	
STATUTORY EXPENDITURES		FOR NET DEBT COMPUTATION	653,592,651	ASSETS	
Pensions & F. I. C. A.	292,655.00	REAL PROPERTY VALUATIONS		Cash Dec. 31, 1988	3,983,496.00
Employee Fringe Benefits	101,400.00	Code Class # of Parcels % VAL'N	ASSESSED VALUATION	Taxes Receivable	136,282.00
Other Statutory Expenditures		1 Vacant Land 153 3.03	19,498,900.00	Tax Title Liens	9,790.00
CETA And Other Public Employment Programs		2 Residential 2399 85.07	546,620,200.00	Foreclosed Property	88,625.00
MUNICIPAL FUNCTIONS TOTAL	4,471,032.58	3 Farm		Emergencies & Other Deferred Charges	57,990.00
CAPITAL IMPROVEMENTS *MEMO*	55,000.00	4a Commercial 67 9.40	60,430,600.00	State and Federal Aid Receivable	1,174.00
DEBT SERVICE		4b Industrial 7 1.34	11,853,400.00	Other Receivables	74,777.00
Principal Payments	55,000.00	4c Apartments 6 .65	4,145,700.00	Total	4,352,134.00
Interest Payments	96,724.15	Total 2632	642,548,800.00	LIABILITIES, RESERVES, AND SURPLUS	
DEFERRED CHARGES	73,639.73	Land Area 2.00 Sq. Miles		Cash Liabilities	3,460,611.00
SCHOOL, COUNTY, SPECIAL DISTRICT TAXES	8,181,571.07	Net Valuation Taxable-Municipal	643,322,287	Reserves for Receivables	309,474.00
RESERVE FOR UNCOLLECTED TAXES	235,543.67	Net Valuation Taxable-County	677,853,861	Surplus Dec. 31, 1988	582,049.00
EXPENDITURES TOTAL	13,113,511.25	State Equalized Valuation	798,574,331	Total	4,352,134.00
		State Equalization Ratio	80.54		

1310
Population 1980 1,952
Population 1988 1,790
S & P Rating
Moody Rating

General Tax Rate Per \$100. 1.85
State Equalized Tax Rate .79

DEAL BOROUGH - MONMOUTH COUNTY
Form of Government:
Commission (1911)
Number of Members on Governing Body - 3

PER CAPITA:
Gross Debt 1,263.01
Net Debt 657.93
Debt Service 130.59
Total Tax Levy 1,683.81
Municipal Expenditures 1,424.93
PER CENT
Gross Debt .74
Net Debt .39
Tax Levy Collected 97.56
Tax Levy Cancelled, Abated or Adjusted .12

EXPENDITURES		REVENUES-REALIZED		1988 PROPERTY TAX	
GENERAL GOVERNMENT				STATE EQUALIZED TAX RATE →	
Governing Body & Public Boards		1988 Property Taxes Collected	2,947,044.99	Local District School Taxes	.18 684,000.00
Municipal Clerk		1988 Payments in Lieu of Taxes		Regional & Consolidated School Tax	
Financial Administration	11,000.00	Delinquent Tax & Lien Collections	78,370.39	School Taxes in Municipal Budget	
Assessment of Taxes	4,700.16	Business Personalty Replacement Taxes	7,325.44	County Taxes	.32 1,212,448.46
Collection of Taxes	42,617.13	Taxes from Public Utilities	339,926.00	County Library Taxes	.01 46,070.28
Planning, Housing & Development	6,581.60	Other Miscellaneous Tax Revenues		Local Municipal Purpose Taxes	.23 1,077,014.04
Human Resources	11,383.08	State Aid Revenues	26,162.23	Veteran & Senior Citizen Taxes	7,450.00
Elections	3,090.72	Federal Aid Revenues	750.43	Total Taxes for Rate Computation	.79 3,026,982.78
General Administration (other)	306,074.54	State and Local Fiscal Assistance Act Utilized		Special District Taxes	
JUDICIARY		Sale of Acquired Property		Bank Corp. Taxes	
Municipal Courts	34,171.46	Other Miscellaneous Revenues	925,786.57	Added and Omitted Taxes	3,440.06
PUBLIC SAFETY		Total	4,375,866.55	Total Taxes Levied - ABSTRACT	3,022,972.34
Fire Protection	150,096.53	Prior Years Surplus Appropriated	340,000.00	Total Taxes Billed	3,020,679.87
Police Protection	610,214.91	REVENUES TOTAL	4,715,866.55	1988 TAXES COLLECTED	2,947,044.99
Civil Defense & Disaster Control	100.00	Reserve For Uncollected Taxes	116,930.74	1988 Taxes Cancelled, Abated or Adjusted	3,596.11
Environmental Inspection & Control	12,221.44	CAPITAL OUTLAY TOTAL	431,510.15	Transfer to Tax Title Liens or Foreclosed	
Other Public Safety				Balance Outstanding Dec. 31, 1988	70,038.77
PUBLIC WORKS				PRIOR YEARS TAXES OUTSTANDING	
Streets and Drainage	198,579.93	Public Enterprises	237,332.97	Balance January 1, 1988	94,616.69
Sewers and Sewage Processing		Recreation—Culture	436.56	Collected in 1988	78,370.39
Garbage and Trash Disposal	121,715.17	Public Works	137,909.02	Cancelled, Abated or Adjusted 1988	
Public Buildings and Grounds	25,597.77	Buildings and Grounds	5,831.60	Transfers to Tax Title Liens or Foreclosed	
Other Public Works		Library and Education		Balance December 31, 1988	16,245.80
HEALTH and WELFARE		Conservation		TAX TITLE LIENS OUTSTANDING	
Health Services Except Environmental	10,000.00	All Other		Balance January 1, 1988	
Welfare-Public Assistance	2,000.00	CAPITAL DEBT AUTHORIZED, DECEMBER 31, 1988		Transfer From Taxes	
Hospitals, Clinics, First Aid	500.00	ISSUED AND UNISSUED	GROSS DEBT	Redeemed in 1988	
Animal, Insect, & Rodent Control	1,099.96	School		Cancelled, Abated or Adjusted (1988)	
Other Welfare Services		Self-liquidating	1,083,000	Transfers to Foreclosed Property	
RECREATION and CONSERVATION		Other	1,177,791	Balance December 31, 1988	
Beaches and Boardwalks	307,660.71	Total	2,260,791	PROPERTY ACQUIRED BY DEED OR	
Parks, Playgrounds, Shade Trees	2,606.33			FORECLOSURE	
Land Reclamation & Conservation		ISSUED AND OUTSTANDING		Balance January 1, 1988	6,000.00
Other Recreational Services	2,256.00	School		Transfers From Taxes or Liens	
EDUCATION (excluding schools)		Self-Liquidating	1,083,000.00	Sale for Cash (1988)	
Libraries		Other	921,291.77	Cancelled, Abated or Adjusted (1988)	
Other Educational Services		Total	2,004,291.77	Balance December 31, 1988	6,000.00
STATUTORY EXPENDITURES		EQUALIZED VALUATION BASIS		CURRENT FINANCES DECEMBER 31, 1988	
Pensions & F. I. C. A.	210,778.83	FOR NET DEBT COMPUTATION	303,797,543	ASSETS	
Employee Fringe Benefits	92,991.23	REAL PROPERTY VALUATIONS		Cash Dec. 31, 1988	1,377,988.03
Other Statutory Expenditures		Code Class # of Parcels % VAL'N	ASSESSED VALUATION	Taxes Receivable	35,284.57
CETA And Other Public Employment Programs		1 Vacant Land 70 2.76	4,498,900.00	Tax Title Liens	
MUNICIPAL FUNCTIONS TOTAL	2,168,037.50	2 Residential 809 91.86	149,748,750.00	Foreclosed Property	6,000.00
CAPITAL IMPROVEMENTS *MEMO*	30,000.00	3 Farm		Emergencies & Other Deferred Charges	36,000.00
DEBT SERVICE		4a Commercial 21 2.96	4,827,600.00	State and Federal Aid Receivable	19,000.00
Principal Payments	203,000.00	4b Industrial		Other Receivables	51,453.23
Interest Payments	30,750.00	4c Apartments 44 2.42	3,949,200.00	Total	1,576,725.83
		Total 944	163,024,450.00	LIABILITIES, RESERVES, AND SURPLUS	
DEFERRED CHARGES	32,000.00	Land Area 1.20 Sq. Miles		Cash Liabilities	637,905.20
SCHOOL, COUNTY, SPECIAL DISTRICT TAXES	1,942,518.74	Net Valuation Taxable-Municipal	163,506,121	Reserves for Receivables	143,737.80
RESERVE FOR UNCOLLECTED TAXES	116,930.74	Net Valuation Taxable-County	289,986,039	Surplus Dec. 31, 1988	795,082.83
EXPENDITURES TOTAL	4,493,236.98	State Equalized Valuation	384,249,209	Total	1,576,725.83
		State Equalization Ratio	42.48		

0603

Population 1980 2,523
 Population 1988 2,331
 S & P Rating
 Moody Rating

General Tax Rate Per \$100. 4.85
 State Equalized Tax Rate 2.40

DEERFIELD TWP. CUMBERLAND COUNTY
Form of Government:
Township Committee
Number of Members on Governing Body - 5

PER CAPITA:
 Gross Debt 361.94
 Net Debt 35.81
 Debt Service 1.68
 Total Tax Levy 494.50
 Municipal Expenditures 251.81

PER CENT:
 Gross Debt 2.02
 Net Debt .20
 Tax Levy Collected 89.81
 Tax Levy Cancelled, Abated or Adjusted

EXPENDITURES		REVENUES-REALIZED		1988 PROPERTY TAX	
GENERAL GOVERNMENT				STATE EQUALIZED TAX RATE	
Governing Body & Public Boards		1988 Property Taxes Collected	1,257,246.59	Local District School Taxes	.81 459,964.00
Municipal Clerk		1988 Payments in Lieu of Taxes		Regional & Consolidated School Tax	.42 238,785.07
Financial Administration	81,859.74	Delinquent Tax & Lien Collections	176,727.98	School Taxes in Municipal Budget	
Assessment of Taxes	19,551.50	Business Personalty Replacement Taxes	26,042.08	County Taxes	1.13 * 640,445.12
Collection of Taxes	16,400.00	Taxes from Public Utilities	198,236.00	County Library Taxes	
Planning, Housing & Development	7,540.00	Other Miscellaneous Tax Revenues		Local Municipal Purpose Taxes	.04 25,000.00
Human Resources		State Aid Revenues	20,407.32	Veteran & Senior Citizen Taxes	
Elections		Federal Aid Revenues		Total Taxes for Rate Computation	2.40 1,400,044.19
General Administration (other)	173,700.00	State and Local Fiscal Assistance Act Utilized	234.00	Special District Taxes	
JUDICIARY		Sale of Acquired Property		Bank Corp. Taxes	
Municipal Courts	13,200.00	Other Miscellaneous Revenues	169,221.77	Added and Omitted Taxes	35,746.49
PUBLIC SAFETY		Total	1,848,115.74	Total Taxes Levied - ABSTRACT	1,399,940.68
Fire Protection	6,100.00	Prior Years Surplus Appropriated	238,000.00	Total Taxes Billed	1,399,940.68
Police Protection	5,290.00	REVENUES TOTAL	2,036,115.74	1988 TAXES COLLECTED	1,257,246.59
Civil Defense & Disaster Control	3,100.00	Reserve For Uncollected Taxes	180,000.00	1988 Taxes Cancelled, Abated or Adjusted	
Environmental Inspection & Control	24,803.11	CAPITAL OUTLAY TOTAL	21,170.00	Transfer to Tax Title Liens or Foreclosed	
Other Public Safety				Balance Outstanding Dec. 31, 1988	142,694.09
PUBLIC WORKS				PRIOR YEARS TAXES OUTSTANDING	
Streets and Drainage	47,700.00	Public Enterprises		Balance January 1, 1988	185,385.28
Sewers and Sewage Processing	938.03	Recreation—Culture		Collected in 1988	171,466.96
Garbage and Trash Disposal	5,835.85	Public Works	21,170.00	Cancelled, Abated or Adjusted 1988	
Public Buildings and Grounds	57,092.00	Buildings and Grounds		Transfers to Tax Title Liens or Foreclosed	
Other Public Works		Library and Education		Balance December 31, 1988	13,918.32
HEALTH and WELFARE		Conservation		TAX TITLE LIENS OUTSTANDING	
Health Services Except Environmental		All Other		Balance January 1, 1988	49,996.11
Welfare-Public Assistance	1,825.00	CAPITAL DEBT AUTHORIZED, DECEMBER 31, 1988		Transfer From Taxes	
Hospitals, Clinics, First Aid		ISSUED AND UNISSUED GROSS DEBT NET DEBT		Redeemed in 1988	5,261.02
Animal, Insect, & Rodent Control	7,200.00	School 923,288		Cancelled, Abated or Adjusted (1988)	
Other Welfare Services		Self-liquidating		Transfers to Foreclosed Property	
RECREATION and CONSERVATION		Other 101,373	101,373	Balance December 31, 1988	44,735.09
Beaches and Boardwalks		Total 1,024,662	101,373	PROPERTY ACQUIRED BY DEED OR	
Parks, Playgrounds, Shade Trees				FORECLOSURE	
Land Reclamation & Conservation		ISSUED AND OUTSTANDING		Balance January 1, 1988	58,200.00
Other Recreational Services	3,700.00	School	499,104.89	Transfers From Taxes or Liens	
EDUCATION (excluding schools)		Self-Liquidating		Sale for Cash (1988)	
Libraries		Other	90,000.00	Cancelled, Abated or Adjusted (1988)	
Other Educational Services		Total	589,104.89	Balance December 31, 1988	58,200.00
STATUTORY EXPENDITURES		EQUALIZED VALUATION BASIS		CURRENT FINANCES DECEMBER 31, 1988	
Pensions & F. I. C. A.	23,531.92	FOR NET DEBT COMPUTATION	50,748,547	ASSETS	
Employee Fringe Benefits		REAL PROPERTY VALUATIONS		Cash Dec. 31, 1988	791,272.36
Other Statutory Expenditures		Code Class # of Parcels % VAL'N		Taxes Receivable	156,612.41
CETA And Other Public Employment Programs		1 Vacant Land 344 4.04	1,110,000.00	Tax Title Liens	44,735.09
MUNICIPAL FUNCTIONS TOTAL	514,427.20	2 Residential 732 72.07	19,787,400.00	Foreclosed Property	58,200.00
CAPITAL IMPROVEMENTS *MEMO*		3 Farm 332 15.05	4,131,100.00	Emergencies & Other Deferred Charges	36,660.20
DEBT SERVICE		4a Commercial 44 8.84	2,428,500.00	State and Federal Aid Receivable	14,311.13
Principal Payments		4b Industrial		Other Receivables	16,839.55
Interest Payments	4,743.00	4c Apartments		Total	1,118,630.74
DEFERRED CHARGES	13,690.00	Total 1452	27,457,000.00	LIABILITIES, RESERVES, AND SURPLUS	
SCHOOL, COUNTY, SPECIAL DISTRICT TAXES	1,339,194.19	Land Area 16.70 Sq. Miles		Cash Liabilities	542,869.90
RESERVE FOR UNCOLLECTED TAXES	180,000.00	Net Valuation Taxable-Municipal	28,148,670	Reserves for Receivables	276,387.05
EXPENDITURES TOTAL	2,052,054.39	Net Valuation Taxable-County	54,448,774	Surplus Dec. 31, 1988	299,373.79
		State Equalized Valuation	56,082,027	Total	1,118,630.74
		State Equalization Ratio	49.57		

0309
 Population 1980 3,730
 Population 1988 3,642
 S & P Rating
 Moody Rating A
 General Tax Rate Per \$100. 3.94
 State Equalized Tax Rate 2.10

DELANCO TOWNSHIP – BURLINGTON CO.
Form of Government:
Township Committee
Number of Members on Governing Body – 3

PER CAPITA
 Gross Debt 782.17
 Net Debt 389.53
 Debt Service 34.46
 Total Tax Levy 783.80
 Municipal Expenditures 384.83
 PER CENT
 Gross Debt 2.60
 Net Debt 1.29
 Tax Levy Collected 96.80
 Tax Levy Cancelled, Abated or Adjusted .16

EXPENDITURES		REVENUES-REALIZED		1988 PROPERTY TAX	
GENERAL GOVERNMENT				STATE EQUALIZED TAX RATE → 1.20	
Governing Body & Public Boords		1988 Property Taxes Collected	2,762,476.04	Local District School Taxes	1,548,956.00
Municipal Clerk		1988 Payments in Lieu of Taxes		Regional & Consolidated School Tax	
Finoncial Administration	20,136.00	Delinquent Tax & Lien Collections	70,704.17	School Taxes in Municipal Budget	
Assessment of Taxes	7,816.00	Business Personolty Replacement Taxes	159,814.52	County Taxes	.49 624,690.09
Collection of Taxes	12,330.00	Taxes from Public Utilities	266,755.00	County Library Taxes	.03 37,283.43
Planning, Housing & Development	7,497.00	Other Miscellaneous Tax Revenues		Local Municipal Purpose Taxes	.38 484,000.00
Humon Resources	4,594.50	State Aid Revenues	38,262.01	Veteron & Senior Citizen Taxes	51,000.00
Elections		Federal Aid Revenues		Total Taxes for Rate Computation	2.10 2,745,929.52
General Administration (other)	219,243.00	State and Local Fisciol Assistance Act Utilized	695.00	Special District Taxes	132,330.00
JUDICIARY		Sole of Acquired Property		Bank Corp Taxes	1,523.70
Municipal Courts	17,595.93	Other Miscellaneous Revenues	138,701.41	Added and Omitted Taxes	25,254.26
PUBLIC SAFETY		Total	3,437,408.15	Total Taxes Levied - A8STRACT	2,854,587.48
Fire Protection	300.00	Prior Years Surplus Appropriated	240,000.00	Total Taxes Billed	2,853,753.37
Police Protection	321,073.02	REVENUES TOTAL	3,727,408.15	1988 TAXES COLLECTED	2,762,476.04
Civil Defense & Disoster Control	100.00	Reserve For Uncollected Taxes	151,561.34	1988 Taxes Cancelled, Aboted or Adjusted	4,459.06
Environmental Inspection & Control	12,255.00	CAPITAL OUTLAY TOTAL	242,878.07	Transfer to Tax Title Liens or Foreclosed	1,285.67
Other Public Safety				Balance Outstanding Dec. 31, 1988	35,537.60
PUBLIC WORKS				PRIOR YEARS TAXES OUTSTANDING	
Streets and Drainoge	172,139.00	Public Enterprises		Balance January 1, 1988	70,704.18
Sewers and Sewage Processing		Recreation—Culture		Collected in 1988	70,704.17
Gorbage and Trsh Disposal	156,299.00	Public Works	213,324.51	Cancelled, Aboted or Adjusted 1988	.01
Public Buildings and Grounds	20,200.00	Buildings and Grounds	29,053.56	Transfers to Tax Title Liens or Foreclosed	
Other Public Works		Librory and Education		Balance December 31, 1988	
HEALTH and WELFARE		Conservation		TAX TITLE LIENS OUTSTANDING	
Health Services Except Environmental	743.00	All Other		Balance January 1, 1988	8,903.22
Welfore-Public Assistance	3,488.00	CAPITAL DEBT AUTHORIZED, DECEMBER 31, 1988		Transfer From Taxes	1,285.67
Hospitols, Clinics, First Aid		ISSUED AND UNISSUED		Redeemed in 1988	
Animal, Insect, & Rodent Control	2,000.00	School	1,430,000	Cancelled, Aboted or Adjusted (1988)	
Other Welfore Services		Self-liquidoting		Transfers to Foreclosed Property	
RECREATION and CONSERVATION		Other	1,418,670	Balance December 31, 1988	10,138.29
Beoches and Boordwalks		Total	2,848,670	PROPERTY ACQUIRED BY DEED OR FORECLOSURE	
Porks, Playgrounds, Shode Trees	8,730.00			Balance January 1, 1988	4,500.00
Lond Reclomotion & Conservation	3,140.16	ISSUED AND OUTSTANDING		Transfers From Taxes or Liens	
Other Recreational Services	9,384.00	School	1,430,000.00	Sole for Cosh (1988)	
EDUCATION (excluding schools)		Self-Liquidoting		Cancelled, Aboted or Adjusted (1988)	
Libraries	33,000.00	Other	771,932.74	Balance December 31, 1988	4,500.00
Other Educotional Services		Total	2,201,932.74	CURRENT FINANCES DECEMBER 31, 1988	
STATUTORY EXPENDITURES		EQUALIZED VALUATION BASIS		ASSETS	
Pensions & F. I. C. A.	78,311.00	FOR NET DEBT COMPUTATION	109,711,195	Cosh Dec. 31, 1988	1,279,958.63
Employee Fringe Benefits	1,150.00	REAL PROPERTY VALUATIONS		Taxes Receivable	35,537.60
Other Statutory Expenditures	3,400.00	Code Class # of Porcels % VAL'N		Tox Title Liens	10,138.39
CETA And Other Public Employment Programs		1 Vacont Lond 33 2.32	1,578,000.00	Foreclosed Property	4,500.00
MUNICIPAL FUNCTIONS TOTAL	1,114,974.61	2 Residential 1190 70.10	47,718,800.00	Emergencies & Other Deferred Charges	
CAPITAL IMPROVEMENTS *MEMO*	5,000.00	3 Form 22 .97	663,900.00	State and Federal Aid Receivable	
DEBT SERVICE		4a Commercial 41 9.43	6,454,700.00	Other Receivables	1,304.59
Principol Payments	93,496.69	4b Industriol 13 16.27	11,078,200.00	Total	1,331,439.71
Interest Payments	32,015.57	4c Apartment 7 .85	580,700.00	LIABILITIES, RESERVES, AND SURPLUS	
		Total 1306	68,074,300.00	Cosh Liabilities	925,346.30
DEFERRED CHARGES	9,500.00	Lond Aroo 2.16 Sq. Miles		Reserves for Receivobles	101,531.03
SCHOOL, COUNTY, SPECIAL DISTRICT TAXES	2,343,809.52	Net Voluotion Toxoble-Municipol	68,420,518	Surplus Dec. 31, 1988	354,112.33
RESERVE FOR UNCOLLECTED TAXES	151,561.34	Net Voluotion Toxoble-County	111,424,731	Total	1,331,439.71
EXPENDITURES TOTAL	3,745,357.73	State Equalized Voluotion	123,329,486		
		State Equalolization Rotio	53.19		

1007
 Population 1980 3,816
 Population 1988 3,904
 S & P Rating
 Moody Rating

General Tax Rate Per \$100. 2.70
 State Equalized Tax Rate 1.63

DELAWARE TWP. - HUNTERDON CO.
Form of Government:
Township Committee
Number of Members on Governing Body - 3

PER CAPITA:
 Gross Debt 50.88
 Net Debt 8.52
 Debt Service
 Total Tax Levy 1,286.73
 Municipal Expenditures 507.54

PER CENT:
 Gross Debt .08
 Net Debt .01
 Tax Levy Collected 94.73
 Tax Levy Cancelled, Abated or Adjusted

EXPENDITURES		REVENUES-REALIZED		1988 PROPERTY TAX	
GENERAL GOVERNMENT				STATE EQUALIZED TAX RATE	
Governing Body & Public Boards		1988 Property Taxes Collected	4,752,598.46	Local District School Taxes	.63 1,867,046.00
Municipal Clerk		1988 Payments in Lieu of Taxes		Regional & Consolidated School Tax	.38 1,139,774.56
Financial Administration	55,269.44	Delinquent Tax & Lien Collections	357,796.76	School Taxes in Municipal Budget	
Assessment of Taxes	3,515.00	Business Personalty Replacement Taxes	72,078.20	County Taxes	.38 1,146,799.81
Collection of Taxes	33,767.00	Taxes from Public Utilities	241,198.00	County Library Taxes	.02 57,347.68
Planning, Housing & Development	91,465.29	Other Miscellaneous Tax Revenues		Local Municipal Purpose Taxes	.22 655,188.23
Human Resources	23,440.00	State Aid Revenues	86,314.28	Veteran & Senior Citizen Taxes	
lections	10,116.00	Federal Aid Revenues		Total Taxes for Rate Computation	1.63 4,899,956.28
General Administration (other)	273,017.00	State and Local Fiscal Assistance Act Utilized	1,032.55	Special District Taxes	
JUDICIARY		Sale of Acquired Property		Bank Corp. Taxes	7,444.15
Municipal Courts	15,506.00	Other Miscellaneous Revenues	334,634.26	Added and Omitted Taxes	149,806.13
PUBLIC SAFETY		Total	5,845,652.51	Total Taxes Levied - ABSTRACT	5,023,406.56
Fire Protection	55,903.79	Prior Years Surplus Appropriated	425,000.00	Total Taxes Billed	5,016,922.80
Police Protection	175,450.00	REVENUES TOTAL	6,270,652.51	1988 TAXES COLLECTED	4,752,598.46
Civil Defense & Disaster Control		Reserve For Uncollected Taxes	328,066.15	1988 Taxes Cancelled, Abated or Adjusted	
Envrinmental Inspection & Control	26,795.00	CAPITAL OUTLAY TOTAL	72,682.49	Transfer to Tax Title Liens or Foreclosed	14,845.90
Other Public Safety				Balance Outstanding Dec. 31, 1988	249,478.44
PUBLIC WORKS				PRIOR YEARS TAXES OUTSTANDING	
Streets and Drainage	445,225.00	Public Enterprises		Balance January 1, 1988	680,509.26
Sewers and Sewage Processing	7,500.00	Recreation—Culture		Collected in 1988	357,796.76
Garbage and Trash Disposal		Public Works	57,488.03	Cancelled, Abated or Adjusted 1988	2,790.28
Public Buildings and Grounds	32,900.00	Buildings and Grounds	15,194.46	Transfers to Tax Title Liens or Foreclosed	22,798.53
Other Public Works	22,000.00	Library and Education		Balance December 31, 1988	297,123.69
HEALTH and WELFARE		Conservation		TAX TITLE LIENS OUTSTANDING	
Health Services Except Environmental	10,839.80	All Other		Balance January 1, 1988	32,813.32
Welfare-Public Assistance	3,023.00	CAPITAL DEBT AUTHORIZED, DECEMBER 31, 1988		Transfer From Taxes	43,677.35
Hospitals, Clinics, First Aid		ISSUED AND UNISSUED		Redeemed in 1988	
Animal, Insect, & Radent Control		School	165,367	Cancelled, Abated or Adjusted (1988)	
Other Welfore Services		Self-liquidating		Transfers to Foreclosed Property	
RECREATION and CONSERVATION		Other	33,250	Balance December 31, 1988	76,490.67
Beaches and Boardwalks		Total	198,617	PROPERTY ACQUIRED BY DEED OR	
Parks, Playgrounds, Shade Trees				FORECLOSURE	
Land Reclamation & Conservation	13,103.00	ISSUED AND OUTSTANDING		Balance January 1, 1988	
Other Recreational Services	93,400.00	School	165,367.19	Transfers From Taxes or Liens	
EDUCATION (excluding schools)		Self-Liquidating		Sale for Cash (1988)	
Libraries		Other		Cancelled, Abated or Adjusted (1988)	
Other Educational Services		Total	165,367.19	Balance December 31, 1988	
STATUTORY EXPENDITURES		EQUALIZED VALUATION BASIS		CURRENT FINANCES DECEMBER 31, 1988	
Pensions & F. I. C. A.	69,122.12	FOR NET DEBT COMPUTATION	241,871,652	ASSETS	
Employee Fringe Benefits	55,000.00	REAL PROPERTY VALUATIONS		Cash Dec. 31, 1988	2,550,520.72
Other Statutory Expenditures	4,000.00	Code Class # of Parcels % VAL'N	ASSESSED VALUATION	Taxes Receivable	546,602.13
CETA And Other Public Employment Programs		1 Vacant Land 240 4.20	7,515,700.00	Tax Title Liens	76,490.67
MUNICIPAL FUNCTIONS TOTAL	1,546,362.44	2 Residential 930 59.56	106,539,600.00	Foreclosed Property	
CAPITAL IMPROVEMENTS *MEMO*		3 Farm 1071 31.07	55,604,300.00	Emergencies & Other Deferred Charges	7,754.29
DEBT SERVICE		4a Commercial 41 3.56	6,377,300.00	State and Federal Aid Receivable	116,200.37
Principal Payments		4b Industrial 10 1.31	2,335,395.00	Other Receivables	88,833.84
Interest Payments		4c Apartments 4 .29	527,000.00	Total	3,386,402.02
DEFERRED CHARGES	107,015.79	Total 2296	173,949,295.00	LIABILITIES, RESERVES, AND SURPLUS	
SCHOOL, COUNTY, SPECIAL DISTRICT TAXES	4,210,968.05	Land Area 36.90 Sq. Miles		Cash Liabilities	567,679.71
RESERVE FOR UNCOLLECTED TAXES	323,066.15	Net Valuation Taxable-Municipal	180,263,580	Reserves for Receivables	675,887.54
EXPENDITURES TOTAL	6,192,412.43	Net Valuation Taxable-County	256,337,966	Surplus Dec. 31, 1988	2,142,834.77
		State Equalized Valuation	297,489,381	Total	3,386,402.02
		State Equalization Ratio	60.42		

0310
Population 1980 14,311
Population 1988 14,240
S & P Rating
Moody Rating A

General Tax Rate Per \$100.
3.38
State Equalized Tax Rate
1.95

DELRAN TOWNSHIP – BURLINGTON CO.
Form of Government:
Mayor–Council Plan D (OMCL 50)
Number of Members on Governing Body – 5

PER CAPITA:
Gross Debt 387.35
Net Debt 131.94
Debt Service 3.51
Total Tax Levy 723.35
Municipal Expenditures 273.76
PER CENT.
Gross Debt 1.36
Net Debt .46
Tax Levy Collected 98.29
Tax Levy Cancelled, Abated or Adjusted .04

EXPENDITURES		REVENUES-REALIZED		1988 PROPERTY TAX	
GENERAL GOVERNMENT				STATE EQUALIZED TAX RATE → 1.06	
Governing Body & Public Boards	22,735.00	1988 Property Taxes Collected 10,183,093.33		Local District School Taxes	5,212,710.00
Municipal Clerk	69,150.00	1988 Payments in Lieu of Taxes		Regional & Consolidated School Tax	
Financial Administration	153,835.00	Delinquent Tax & Lien Collections 126,829.51		School Taxes in Municipal Budget	
Assessment of Taxes		Business Personalty Replacement Taxes 136,979.44		County Taxes	2,395,870.00
Collection of Taxes	40,255.00	Taxes from Public Utilities 779,556.00		County Library Taxes	136,130.19
Planning, Housing & Development	109,839.00	Other Miscellaneous Tax Revenues		Local Municipal Purpose Taxes	1,317,600.00
Human Resources	28,655.00	State Aid Revenues 141,928.24		Veteran & Senior Citizen Taxes	114,605.00
Elections		Federal Aid Revenues		Total Taxes for Rate Computation 1.95	9,676,965.19
General Administration (other)	404,471.00	State and Local Fiscal Assistance Act Utilized		Special District Taxes	358,000.00
JUDICIARY		Sale of Acquired Property		Bank Corp. Taxes	14,292.63
Municipal Courts	36,620.00	Other Miscellaneous Revenues		Added and Omitted Taxes	437,007.12
PUBLIC SAFETY		Total 532,795.73		Total Taxes Levied - ABSTRACT	10,371,659.94
Fire Protection	4,230.00	Prior Years Surplus Appropriated 558,000.00		Total Taxes Billed	10,359,739.01
Police Protection	1,046,803.00	REVENUES TOTAL 12,609,132.25		1988 TAXES COLLECTED	10,183,093.33
Civil Defense & Disaster Control	100.00	Reserve For Uncollected Taxes 316,600.00		1988 Taxes Cancelled, Abated or Adjusted	4,366.97
Environmental Inspection & Control	71,776.00	CAPITAL OUTLAY TOTAL 792,864.54		Transfer to Tax Title Liens or Foreclosed	
Other Public Safety				Balance Outstanding Dec. 31, 1988	172,278.71
PUBLIC WORKS				PRIOR YEARS TAXES OUTSTANDING	
Streets and Drainage	471,190.00	Public Enterprises		Balance January 1, 1988	135,683.04
Sewers and Sewage Processing		Recreation—Culture 21,050.55		Collected in 1988	125,115.01
Garbage and Trash Disposal	467,600.00	Public Works 616,292.19		Cancelled, Abated or Adjusted 1988	
Public Buildings and Grounds	43,750.00	Buildings and Grounds 155,521.30		Transfers to Tax Title Liens or Foreclosed	1,511.06
Other Public Works		Library and Education		Balance December 31, 1988	9,056.97
HEALTH and WELFARE		Conservation		TAX TITLE LIENS OUTSTANDING	
Health Services Except Environmental	9,262.00	All Other		Balance January 1, 1988	2,558.93
Welfare-Public Assistance	6,550.00	CAPITAL DEBT AUTHORIZED, DECEMBER 31, 1988		Transfer From Taxes	1,511.06
Hospitals, Clinics, First Aid		ISSUED AND UNISSUED GROSS DEBT NET DEBT		Redeemed in 1988	1,714.50
Animal, Insect, & Rodent Control	18,832.00	School 3,637,000		Cancelled, Abated or Adjusted (1988)	
Other Welfare Services		Self-liquidating 1,878,360 1,878,360		Transfers to Foreclosed Property	
RECREATION and CONSERVATION		Other 5,515,360 1,878,360		Balance December 31, 1988	2,355.54
Beaches and Boardwalks		ISSUED AND OUTSTANDING		PROPERTY ACQUIRED BY DEED OR FORECLOSURE	
Parks, Playgrounds, Shade Trees	82,330.00	School 3,637,000.00		Balance January 1, 1988	49,615.00
Land Reclamation & Conservation	14,750.00	Self-liquidating 1,743,000.00		Transfers From Taxes or Liens	
Other Recreational Services		Other 5,330,000.00		Sale for Cash (1988)	46,000.00
EDUCATION (excluding schools)		Total 1,743,000.00 5,330,000.00		Cancelled, Abated or Adjusted (1988)	
Libraries		EQUALIZED VALUATION BASIS FOR NET DEBT COMPUTATION 404,363,282		Balance December 31, 1988	3,615.00
Other Educational Services	100.00	REAL PROPERTY VALUATIONS		CURRENT FINANCES DECEMBER 31, 1988	
STATUTORY EXPENDITURES		Code Class # of Parcels % VAL'N ASSESSED VALUATION		ASSETS	
Pensions & F. I. C. A.	215,492.00	1 Vacant Land 172 3.16 8,868,900.00		Cash Dec. 31, 1988	1,985,767.15
Employee Fringe Benefits	190,000.00	2 Residential 34.77 71.83 201,608,850.00		Taxes Receivable	181,335.63
Other Statutory Expenditures	3,000.00	3 Farm 47 .47 1,316,200.00		Tax Title Liens	2,355.54
CETA And Other Public Employment Programs		4a Commercial 157 15.52 43,569,000.00		Foreclosed Property	3,615.00
MUNICIPAL FUNCTIONS TOTAL 3,516,555.00		4b Industrial 6 .71 2,001,000.00		Emergencies & Other Deferred Charges	98,000.00
CAPITAL IMPROVEMENTS *MEMO* 23,000.00		4c Apartments 2 8.30 23,300,000.00		State and Federal Aid Receivable	4,324.30
DEBT SERVICE		Total 3861 280,663,950.00		Other Receivables	28,046.96
Principal Payments	121,188.96	Land Area 6.91 Sq. Miles		LIABILITIES, RESERVES, AND SURPLUS	
Interest Payments		Net Valuation Taxable-Municipal 282,618,337		Cash Liabilities	649,240.78
DEFERRED CHARGES 15,260.00		Net Valuation Taxable-County 406,986,203		Reserves for Receivables	215,353.18
SCHOOL, COUNTY, SPECIAL DISTRICT TAXES 8,102,760.19		State Equalized Valuation 489,641,529		Surplus Dec. 31, 1988	1,438,850.67
RESERVE FOR UNCOLLECTED TAXES 316,600.00		State Equalization Ratio 57.55		Total	2,303,444.63
EXPENDITURES TOTAL 12,072,364.15					

0209

Population 1980 4,963
 Population 1988 4,815
 S & P Rating
 Moody Rating A1

General Tax Rate Per \$100.

1.72

State Equalized Tax Rate

1.36

DEMAREST BOROUGH - BERGEN COUNTY**Form of Government:****Borough Council****Number of Members on Governing Body - 6**

PER CAPITA:

Gross Debt 396.09
 Net Debt 383.07
 Debt Service 85.15
 Total Tax Levy 1,537.63
 Municipal Expenditures 561.01

PER CENT:

Gross Debt .43
 Net Debt .41
 Tax Levy Collected 98.13
 Tax Levy Cancelled, Abated or Adjusted .12

EXPENDITURES		REVENUES-REALIZED		1988 PROPERTY TAX	
GENERAL GOVERNMENT				STATE EQUALIZED TAX RATE	
Governing Body & Public Boards		1988 Property Taxes Collected	7,241,603.04	Local District School Taxes	.30 2,681,327.00
Municipal Clerk		1988 Payments in Lieu of Taxes		Regional & Consolidated School Tax	.34 1,847,952.71
Financial Administration	47,603.00	Delinquent Tax & Lien Collections	150,825.44	School Taxes in Municipal Budget	
Assessment of Taxes	11,755.00	Business Personalty Replacement Taxes	14,453.14	County Taxes	.22 1,177,034.70
Collection of Taxes	27,193.00	Taxes from Public Utilities	387,749.00	County Library Taxes	
Planning, Housing & Development	39,960.00	Other Miscellaneous Tax Revenues		Local Municipal Purpose Taxes	.30 1,641,606.98
Human Resources	25,338.72	State Aid Revenues	54,941.84	Veteran & Senior Citizen Taxes	
Elections	1,920.00	Federal Aid Revenues		Total Taxes for Rate Computation	1.36 7,381,971.39
General Administration (other)	312,810.39	State and Local Fiscal Assistance Act Utilized	175.56	Special District Taxes	
JUDICIARY		Sale of Acquired Property		Bank Corp. Taxes	28,023.46
Municipal Courts	16,358.10	Other Miscellaneous Revenues	369,963.04	Added and Omitted Taxes	29,262.72
PUBLIC SAFETY		Total	8,219,711.06	Total Taxes Levied - ABSTRACT	7,405,207.57
Fire Protection	88,011.45	Prior Years Surplus Appropriated	124,000.00	Total Taxes Billed	7,379,344.62
Police Protection	622,233.29	REVENUES TOTAL	8,343,711.06	1988 TAXES COLLECTED	7,241,603.04
Civil Defense & Disaster Control	50.00	Reserve For Uncollected Taxes	166,984.64	1988 Taxes Cancelled, Abated or Adjusted	8,964.63
Environmental Inspection & Control	25,432.10	CAPITAL OUTLAY TOTAL	177,358.32	Transfer to Tax Title Liens or Foreclosed	
Other Public Safety				Balance Outstanding Dec. 31, 1988	128,776.95
PUBLIC WORKS				PRIOR YEARS TAXES OUTSTANDING	
Streets and Drainage	44,850.00	Public Enterprises		Balance January 1, 1988	150,825.44
Sewers and Sewage Processing	161,703.27	Recreation—Culture	329.40	Collected in 1988	150,825.44
Garbage and Trash Disposal	15,500.00	Public Works	27,555.71	Cancelled, Abated or Adjusted 1988	
Public Buildings and Grounds	34,190.00	Buildings and Grounds	149,473.21	Transfers to Tax Title Liens or Foreclosed	
Other Public Works	311,751.00	Library and Education		Balance December 31, 1988	
HEALTH and WELFARE		Conservation		TAX TITLE LIENS OUTSTANDING	
Health Services Except Environmental	10,992.72	All Other		Balance January 1, 1988	
Welfare-Public Assistance	835.00	CAPITAL DEBT AUTHORIZED, DECEMBER 31, 1988		Transfer From Taxes	
Hospitals, Clinics, First Aid		ISSUED AND UNISSUED GROSS DEBT NET DEBT		Redeemed in 1988	
Animal, Insect, & Rodent Control	2,200.00	School		Cancelled, Abated or Adjusted (1988)	
Other Welfare Services		Self-liquidating	1,907,570	Transfers to Foreclosed Property	
RECREATION and CONSERVATION		Other	1,844,873	Balance December 31, 1988	
Beaches and Boardwalks		Total	1,907,570	1,844,873	PROPERTY ACQUIRED BY DEED OR FORECLOSURE
Parks, Playgrounds, Shade Trees	9,330.00	ISSUED AND OUTSTANDING		Balance January 1, 1988	67,444.00
Land Reclamation & Conservation	475.00	School		Transfers From Taxes or Liens	
Other Recreational Services	19,696.00	Self-Liquidating		Sale for Cash (1988)	
EDUCATION (excluding schools)		Other		Cancelled, Abated or Adjusted (1988)	
Libraries	3,625.00	Total	1,886,500.00	Balance December 31, 1988	67,444.00
Other Educational Services		EQUALIZED VALUATION BASIS		CURRENT FINANCES DECEMBER 31, 1988	
STATUTORY EXPENDITURES		FOR NET DEBT COMPUTATION	447,445,207	ASSETS	
Pensions & F. I. C. A.	174,013.00	REAL PROPERTY VALUATIONS		Cash Dec. 31, 1988	483,529.67
Employee Fringe Benefits	79,715.00	Code Class # of Parcels % VAL'N		Taxes Receivable	128,776.95
Other Statutory Expenditures		1 Vacant Land 64 2.16	9,204,800.00	Tax Title Liens	
CETA And Other Public Employment Programs		2 Residential 1559 94.02	401,238,140.00	Foreclosed Property	67,444.00
MUNICIPAL FUNCTIONS TOTAL	2,094,641.04	3 Farm		Emergencies & Other Deferred Charges	55,307.74
CAPITAL IMPROVEMENTS *MEMO*	4,000.00	4a Commercial 10 3.82	16,299,000.00	State and Federal Aid Receivable	
DEBT SERVICE		4b Industrial		Other Receivables	143,251.61
Principal Payments	314,000.00	4c Apartments		Total	878,309.97
Interest Payments	96,035.50	Total	426,741,940.00	LIABILITIES, RESERVES, AND SURPLUS	
DEFERRED CHARGES	30,135.15	Land Area 2.10 Sq. Miles		Cash Liabilities	308,908.80
SCHOOL, COUNTY, SPECIAL DISTRICT TAXES	5,706,314.41	Net Valuation Taxable-Municipal	427,330,343	Reserves for Receivables	339,472.56
RESERVE FOR UNCOLLECTED TAXES	166,934.64	Net Valuation Taxable-County	468,129,483	Surplus Dec. 31, 1988	229,928.61
EXPENDITURES TOTAL	8,408,160.74	State Equalized Valuation	540,494,704	Total	878,309.97
		State Equalization Ratio	79.04		

0504
 Population 1980 3,989
 Population 1988 5,093
 S & P Rating
 Moody Rating AAA
 General Tax Rate Per \$100. 2.01
 State Equalized Tax Rate 1.52

DENNIS TOWNSHIP - CAPE MAY COUNTY
Form of Government:
Township Committee
Number of Members on Governing Body - 3

PER CAPITA.
 Gross Debt 503.76
 Net Debt 51.15
 Debt Service 2.75
 Total Tax Levy 616.63
 Municipal Expenditures 422.59
 PER CENT:
 Gross Debt 1.65
 Net Debt .17
 Tax Levy Collected 37.80
 Tax Levy Cancelled, Abated or Adjusted .57

EXPENDITURES		REVENUES-REALIZED		1988 PROPERTY TAX	
GENERAL GOVERNMENT		1988 Property Taxes Collected		STATE EQUALIZED TAX RATE	
Governing Body & Public Boards			2,755,550.79	Local District School Taxes	.98
Municipal Clerk				Regional & Consolidated School Tax	
Financial Administration	54,000.00	1988 Payments in Lieu of Taxes		School Taxes in Municipal Budget	
Assessment of Taxes	33,000.00	Delinquent Tax & Lien Collections	295,258.36	County Taxes	.38
Collection of Taxes	76,000.00	Business Personalty Replacement Taxes	16,926.52	County Library Taxes	.02
Planning, Housing & Development	36,700.00	Taxes from Public Utilities	605,765.00	Local Municipal Purpose Taxes	.13
Human Resources		Other Miscellaneous Tax Revenues		Veteran & Senior Citizen Taxes	
Elections	3,000.00	State Aid Revenues	19,044.50	Total Taxes for Rate Computation	1.51
General Administration (other)	343,450.00	Federal Aid Revenues		Special District Taxes	
JUDICIARY		State and Local Fiscal Assistance Act Utilized	274.00	Bank Corp. Taxes	
Municipal Courts	71,000.00	Sale of Acquired Property		Added and Omitted Taxes	
PUBLIC SAFETY		Other Miscellaneous Revenues	336,470.71	Total Taxes Levied - ABSTRACT	
Fire Protection		Total	4,031,399.33	Total Taxes Billed	
Police Protection	82,200.00	Prior Years Surplus Appropriated	320,000.00	1988 TAXES COLLECTED	
Civil Defense & Disaster Control	20,250.00	REVENUES TOTAL	4,851,399.33	1988 Taxes Cancelled, Abated or Adjusted	
Environmental Inspection & Control	77,500.00	Reserve For Uncollected Taxes	385,437.27	Transfer to Tax Title Liens or Foreclosed	
Other Public Safety		CAPITAL OUTLAY TOTAL	1,080.00	Balance Outstanding Dec. 31, 1988	
PUBLIC WORKS				PRIOR YEARS TAXES OUTSTANDING	
Streets and Drainage	302,274.00	Public Enterprises		Balance January 1, 1988	
Sewers and Sewage Processing	273,500.00	Recreation—Culture		Collected in 1988	
Garbage and Trash Disposal		Public Works		Cancelled, Abated or Adjusted 1988	
Public Buildings and Grounds	43,000.00	Buildings and Grounds	1,080.00	Transfers to Tax Title Liens or Foreclosed	
Other Public Works	35,000.00	Library and Education		Balance December 31, 1988	
HEALTH and WELFARE		Conservation		TAX TITLE LIENS OUTSTANDING	
Health Services Except Environmental	8,800.00	All Other		Balance January 1, 1988	
Welfare-Public Assistance	25,500.00	CAPITAL DEBT AUTHORIZED, DECEMBER 31, 1988		Transfer From Taxes	
Hospitals, Clinics, First Aid		ISSUED AND UNISSUED GROSS DEBT		Redeemed in 1988	
Animal, Insect, & Rodent Control	13,600.00	School	2,330,600	Cancelled, Abated or Adjusted (1988)	
Other Welfare Services		Self-liquidating		Transfers to Foreclosed Property	
RECREATION and CONSERVATION		Other	260,500	Balance December 31, 1988	
Beaches and Boardwalks		Total	2,591,100	PROPERTY ACQUIRED BY DEED OR FORECLOSURE	
Parks, Playgrounds, Shade Trees	2,000.00	ISSUED AND OUTSTANDING		Balance January 1, 1988	
Land Reclamation & Conservation		School	2,325,000.00	Transfers From Taxes or Liens	
Other Recreational Services	15,500.00	Self-Liquidating		Sale for Cash (1988)	
EDUCATION (excluding schools)		Other	222,500.00	Cancelled, Abated or Adjusted (1988)	
Libraries		Total	2,547,500.00	Balance December 31, 1988	
Other Educational Services	2,500.00	EQUALIZED VALUATION BASIS		CURRENT FINANCES DECEMBER 31, 1988	
STATUTORY EXPENDITURES		FOR NET DEBT COMPUTATION	156,783,259	ASSETS	
Pensions & F. I. C. A.	34,500.00	REAL PROPERTY VALUATIONS		Cash Dec. 31, 1988	
Employee Fringe Benefits	96,000.00	Code Class # of Parcels % VAL'N		Taxes Receivable	
Other Statutory Expenditures	6,000.00	1 Vacant Land 1503 16.57	22,775,772.00	Tax Title Liens	
CETA And Other Public Employment Programs		2 Residential 2170 74.32	102,157,340.00	Foreclosed Property	
MUNICIPAL FUNCTIONS TOTAL	1,720,274.00	3 Farm 291 2.76	3,792,680.00	Emergencies & Other Deferred Charges	
CAPITAL IMPROVEMENTS *MEMO*		4a Commercial 60 6.32	2,637,280.00	State and Federal Aid Receivable	
DEBT SERVICE		4b Industrial		Other Receivables	
Principal Payments		4c Apartments 1 .04	50,800.00	Total	
Interest Payments	13,932.50	Total 4030	137,463,372.00	LIABILITIES, RESERVES, AND SURPLUS	
DEFERRED CHARGES	32,500.00	Land Area 64.97 Sq. Miles		Cash Liabilities	
SCHOOL, COUNTY, SPECIAL DISTRICT TAXES	2,713,020.45	Net Valuation Taxable-Municipal	139,915,779	Reserves for Receivables	
RESERVE FOR UNCOLLECTED TAXES	385,437.27	Net Valuation Taxable-County	163,379,383	Surplus Dec. 31, 1988	
EXPENDITURES TOTAL	4,870,264.22	State Equalized Valuation	184,426,350	Total	
		State Equalization Ratio	75.54		

1408

Population 1980 14,380
 Population 1988 14,063
 S & P Rating AA-
 Maady Rating A1

General Tax Rate Per \$100.

1.88

State Equalized Tax Rate

1.45

DENVILLE TOWNSHIP - MORRIS COUNTY

Form of Government:

Mayor-Council Plan F (OMCL 50)

Number of Members on Governing Body - 7

PER CAPITA:

Gross Debt 1,667.18
 Net Debt 492.08
 Debt Service 33.58
 Total Tax Levy 1,166.95
 Municipal Expenditures 496.36

PER CENT:

Gross Debt .55
 Net Debt .16
 Tax Levy Collected 97.74
 Tax Levy Cancelled, Abated or Adjusted .04

EXPENDITURES		REVENUES-REALIZED		1988 PROPERTY TAX	
GENERAL GOVERNMENT				STATE EQUALIZED TAX RATE	
Governing Body & Public Boards	21,700.00	1988 Property Taxes Collected	16,003,199.00	Local District School Taxes .53	5,902,311.00
Municipal Clerk		1988 Payments in Lieu of Taxes		Regional & Consolidated School Tax .41	4,598,851.28
Financial Administration	277,200.00	Delinquent Tax & Lien Collections	341,196.16	School Taxes in Municipal Budget	
Assessment of Taxes	83,766.00	Business Personalty Replacement Taxes	226,249.56	County Taxes	.23 2,556,157.80
Collection of Taxes	63,840.00	Taxes from Public Utilities	1,242,343.00	County Library Taxes	
Planning, Housing & Development	129,800.00	Other Miscellaneous Tax Revenues		Local Municipal Purpose Taxes .28	3,165,176.62
Human Resources	73,033.00	State Aid Revenues	140,290.22	Veteran & Senior Citizen Taxes	119,900.00
Elections	8,000.00	Federal Aid Revenues		Total Taxes for Rate Computation 1.45	16,342,396.70
General Administration (other)	703,155.00	State and Local Fiscal Assistance Act Utilized	1,254.00	Special District Taxes	
JUDICIARY		Sale of Acquired Property		Bank Corp. Taxes	47,573.06
Municipal Courts	199,605.00	Other Miscellaneous Revenues	1,323,413.04	Added and Omitted Taxes	140,726.23
PUBLIC SAFETY		Total	19,277,944.98	Total Taxes Levied - ABSTRACT	16,410,795.99
Fire Protection	208,638.72	Prior Years Surplus Appropriated	900,000.00	Total Taxes Billed	16,373,388.61
Police Protection	1,535,160.25	REVENUES TOTAL	20,177,944.98	1988 TAXES COLLECTED	16,003,199.00
Civil Defense & Disaster Control	5,900.00	Reserve For Uncollected Taxes	499,831.05	1988 Taxes Cancelled, Abated or Adjusted	6,685.28
Environmental Inspection & Control	117,720.00	CAPITAL OUTLAY TOTAL	2,132,290.87	Transfer to Tax Title Liens or Foreclosed	32,275.84
Other Public Safety		Public Enterprises	499,600.32	Balance Outstanding Dec. 31, 1988	331,228.49
PUBLIC WORKS		Recreation—Culture	4,670.80	PRIOR YEARS TAXES OUTSTANDING	
Streets and Drainage	771,366.50	Public Works	1,189,561.69	Balance January 1, 1988	360,964.30
Sewers and Sewage Processing	50,000.00	Buildings and Grounds	438,458.06	Collected in 1988	337,377.93
Garbage and Trash Disposal		Library and Education		Cancelled, Abated or Adjusted 1988	1,364.67
Public Buildings and Grounds	202,653.00	Conservation		Transfers to Tax Title Liens or Foreclosed	22,221.70
Other Public Works		All Other		Balance December 31, 1988	
HEALTH and WELFARE		CAPITAL DEBT AUTHORIZED, DECEMBER 31, 1988		TAX TITLE LIENS OUTSTANDING	
Health Services Except Environmental	127,379.00	ISSUED AND UNISSUED		Balance January 1, 1988	4,965.12
Welfare-Public Assistance	39,010.00	School	1,100,581	Transfer From Taxes	58,638.42
Hospitals, Clinics, First Aid	3,000.00	Self-liquidating	15,424,856	Redeemed in 1988	3,818.23
Animal, Insect, & Rodent Control	11,500.00	Other	6,920,077	Cancelled, Abated or Adjusted (1988)	
Other Welfare Services		Total	23,445,515	Transfers to Foreclosed Property	1,081.32
RECREATION and CONSERVATION		ISSUED AND OUTSTANDING		Balance December 31, 1988	58,703.99
Beaches and Boardwalks		School	1,100,581.39	PROPERTY ACQUIRED BY DEED OR FORECLOSURE	
Parks, Playgrounds, Shade Trees	200,800.00	Self-Liquidating	1,096,000.00	Balance January 1, 1988	384,232.00
Land Reclamation & Conservation	7,000.00	Other	6,101,000.00	Transfers From Taxes or Liens	1,081.32
Other Recreational Services	49,525.00	Total	8,297,581.39	Sale for Cash (1988)	
EDUCATION (excluding schools)		EQUALIZED VALUATION BASIS		Cancelled, Abated or Adjusted (1988)	104,881.32
Libraries	350,650.00	FOR NET DEBT COMPUTATION	929,621,904	Balance December 31, 1988	280,432.00
Other Educational Services	300.00	REAL PROPERTY VALUATIONS		CURRENT FINANCES DECEMBER 31, 1988	
STATUTORY EXPENDITURES		Code Class # of Parcels % VAL'N	ASSESSED VALUATION	ASSETS	
Pensions & F. I. C. A.	431,379.13	1 Vacant Land 768 4.41	37,832,750.00	Cash Dec. 31, 1988	6,981,037.56
Employee Fringe Benefits	293,500.00	2 Residential 4680 77.43	663,936,370.00	Taxes Receivable	331,228.49
Other Statutory Expenditures	100.00	3 Farm 62 .48	4,092,900.00	Tax Title Liens	58,703.99
CETA And Other Public Employment Programs		4a Commercial 281 10.71	91,836,950.00	Foreclosed Property	280,432.00
MUNICIPAL FUNCTIONS TOTAL	5,965,630.60	4b Industrial 36 5.99	51,382,950.00	Emergencies & Other Deferred Charges	42,500.00
CAPITAL IMPROVEMENTS *MEMO*	53,800.00	4c Apartments 13 .97	8,341,900.00	State and Federal Aid Receivable	
DEBT SERVICE		Total 5340	857,423,820.00	Other Receivables	287,350.00
Principal Payments	285,000.00	Land Area 12.70 Sq. Miles		Total	7,981,252.04
Interest Payments	187,268.00	Net Valuation Taxable-Municipal	863,439,488	LIABILITIES, RESERVES, AND SURPLUS	
DEFERRED CHARGES	42,500.00	Net Valuation Taxable-County	1,092,567,288	Cash Liabilities	5,722,134.65
SCHOOL, COUNTY, SPECIAL DISTRICT TAXES	13,057,320.03	State Equalized Valuation	1,120,597,051	Reserves for Receivables	957,714.48
RESERVE FOR UNCOLLECTED TAXES	499,331.05	State Equalization Ratio	76.94	Surplus Dec. 31, 1988	1,301,402.91
EXPENDITURES TOTAL	20,037,599.73			Total	7,981,252.04

0802

Population 1980 23,473

Population 1988 24,945

S & P Rating

Moody Rating

A

General Tax Rate Per \$100.

3.45

State Equalized Tax Rate

2.54

DEPTFORD TOWNSHIP - GLOUCESTER CO.

Form of Government:

Council-Manager Plan E (OMCL 50)

Number of Members on Governing Body - 7

PER CAPITA:

Gross Debt 165.33

Net Debt 155.35

Debt Service 37.10

Total Tax Levy 720.53

Municipal Expenditures 357.24

PER CENT:

Gross Debt .71

Net Debt .67

Tax Levy Collected 94.31

Tax Levy Cancelled, Abated

or Adjusted .07

EXPENDITURES		REVENUES-REALIZED		1988 PROPERTY TAX	
GENERAL GOVERNMENT				STATE EQUALIZED TAX RATE	
Governing Body & Public Boards	31,100.00	1988 Property Taxes Collected	16,955,348.63	Local District School Taxes	1.30 3,523,275.75
Municipal Clerk	53,851.00	1988 Payments in Lieu of Taxes		Regional & Consolidated School Tax	
Financial Administration	148,546.00	Delinquent Tax & Lien Collections	902,976.76	School Taxes in Municipal Budget	
Assessment of Taxes	100,024.00	Business Personalty Replacement Taxes	169,201.24	County Taxes	.71 4,634,281.63
Collection of Taxes	107,736.00	Taxes from Public Utilities	1,520,009.00	County Library Taxes	
Planning, Housing & Development	73,616.00	Other Miscellaneous Tax Revenues		Local Municipal Purpose Taxes	.54 3,537,044.35
Human Resources	85,057.06	State Aid Revenues	434,034.14	Veteran & Senior Citizen Taxes	285,650.00
Elections	11,600.00	Federal Aid Revenues		Total Taxes for Rate Computation	2.55 16,985,251.73
General Administration (other)	912,748.90	State and Local Fiscal Assistance Act Utilized	5,274.34	Special District Taxes	863,979.76
JUDICIARY		Sale of Acquired Property		Bank Corp. Taxes	22,803.96
Municipal Courts	140,959.17	Other Miscellaneous Revenues	1,405,766.09	Added and Omitted Taxes	397,244.25
PUBLIC SAFETY		Total	21,443,610.20	Total Taxes Levied - ABSTRACT	17,973,630.30
Fire Protection	4,600.00	Prior Years Surplus Appropriated	1,257,526.96	Total Taxes Billed	17,977,393.80
Police Protection	1,813,741.53	REVENUES	22,701,137.16	1988 TAXES COLLECTED	16,955,348.63
Civil Defense & Disaster Control	12,500.00	Reserve For Uncollected Taxes	1,273,059.03	1988 Taxes Cancelled, Abated or Adjusted	12,263.39
Environmental Inspection & Control	166,865.00	CAPITAL OUTLAY	461,352.62	Transfer to Tax Title Liens or Foreclosed	68,235.53
Other Public Safety		TOTAL		Balance Outstanding Dec. 31, 1988	941,546.20
PUBLIC WORKS				PRIOR YEARS TAXES OUTSTANDING	
Streets and Drainage	593,953.60	Public Enterprises		Balance January 1, 1988	1,002,369.53
Sewers and Sewage Processing	322,500.00	Recreation—Culture		Collected in 1988	834,308.74
Garbage and Trash Disposal	730,000.00	Public Works	8,516.42	Cancelled, Abated or Adjusted 1988	93.78
Public Buildings and Grounds	50,225.00	Buildings and Grounds	452,836.20	Transfers to Tax Title Liens or Foreclosed	10,889.42
Other Public Works	152,532.00	Library and Education		Balance December 31, 1988	157,077.64
HEALTH and WELFARE		Conservation		TAX TITLE LIENS OUTSTANDING	
Health Services Except Environmental	19,900.00	All Other		Balance January 1, 1988	474,263.50
Welfare-Public Assistance	104,430.00	CAPITAL DEBT AUTHORIZED, DECEMBER 31, 1988		Transfer From Taxes	80,520.07
Hospitals, Clinics, First Aid		ISSUED AND UNISSUED		Redeemed in 1988	68,668.02
Animal, Insect, & Rodent Control	4,720.25	GROSS DEBT	250,000	Cancelled, Abated or Adjusted (1988)	
Other Welfare Services		School		Transfers to Foreclosed Property	
RECREATION and CONSERVATION		Self-liquidating		Balance December 31, 1988	486,115.55
Beaches and Boardwalks		Other	3,875,325	PROPERTY ACQUIRED BY DEED OR	
Parks, Playgrounds, Shade Trees	108,035.00	Total	4,125,325	FORECLOSURE	
Land Reclamation & Conservation	43,332.00	ISSUED AND OUTSTANDING		Balance January 1, 1988	624,391.52
Other Recreational Services	2,000.00	School	250,000.00	Transfers From Taxes or Liens	
EDUCATION (excluding schools)		Self-liquidating		Sale for Cash (1988)	
Libraries	188,626.00	Other	3,870,750.00	Cancelled, Abated or Adjusted (1988)	176,491.52
Other Educational Services		Total	4,120,750.00	Balance December 31, 1988	447,900.00
STATUTORY EXPENDITURES		EQUALIZED VALUATION BASIS		CURRENT FINANCES DECEMBER 31, 1988	
Pensions & F. I. C. A.	397,107.17	FOR NET DEBT COMPUTATION	581,787,449	ASSETS	
Employee Fringe Benefits	300,000.00	REAL PROPERTY VALUATIONS		Cash Dec. 31, 1988	4,937,113.19
Other Statutory Expenditures		Code Class # of Parcels % VAL'N	ASSESSED VALUATION	Taxes Receivable	1,098,623.84
CETA And Other Public Employment Programs		1 Vacant Land 2165 5.04	24,224,300.00	Tax Title Liens	486,115.55
MUNICIPAL FUNCTIONS	6,685,405.73	2 Residential 6755 60.64	291,492,550.00	Foreclosed Property	447,900.00
CAPITAL IMPROVEMENTS	*MEMO* 27,500.00	3 Farm 277 1.03	4,937,600.00	Emergencies & Other Deferred Charges	42,000.00
DEBT SERVICE		4a Commercial 294 29.05	139,650,500.00	State and Federal Aid Receivable	
Principal Payments	661,217.65	4b Industrial 5 .49	2,366,400.00	Other Receivables	469,053.36
Interest Payments	264,162.13	4c Apartments 10 3.75	18,028,200.00	Total	7,480,805.94
DEFERRED CHARGES	27,433.62	Total 9506	430,699,550.00	LIABILITIES, RESERVES, AND SURPLUS	
SCHOOL, COUNTY, SPECIAL DISTRICT TAXES	14,026,537.14	Land Area 17.58 Sq. Miles		Cash Liabilities	3,080,768.55
RESERVE FOR UNCOLLECTED TAXES	1,273,059.08	Net Valuation Taxable-Municipal	484,577,106	Reserves for Receivables	2,501,692.75
EXPENDITURES	TOTAL 22,937,815.35	Net Valuation Taxable-County	591,092,217	Surplus Dec. 31, 1988	1,898,344.64
		State Equalized Valuation	655,673,556	Total	7,480,805.94
		State Equalization Ratio	73.75		

1409

Population 1980 14,631

Population 1988 13,955

S & P Rating

A

Moody Rating

General Tax Rate Per \$100.

4.10

State Equalized Tax Rate

2.00

DOVER TOWN - MORRIS COUNTY**Form of Government:****Town Council****Number of Members on Governing Body - 9****PER CAPITA:**

Gross Debt 472.98

Net Debt 308.66

Debt Service 29.60

Total Tax Levy 929.14

Municipal Expenditures 612.93

PER CENT:

Gross Debt 1.27

Net Debt .83

Tax Levy Collected 98.24

Tax Levy Cancelled, Abated

or Adjusted .02

EXPENDITURES		REVENUES-REALIZED		1988 PROPERTY TAX	
GENERAL GOVERNMENT				STATE EQUALIZED TAX RATE	
Governing Body & Public Boards	54,721.00	1988 Property Taxes Collected 12,637,704.98		Local District School Taxes .95	6,081,366.50
Municipal Clerk		1988 Payments in Lieu of Taxes 124,676.00		Regional & Consolidated School Tax	
Financial Administration	140,895.00	Delinquent Tax & Lien Collections 451,957.47		School Taxes in Municipal Budget	
Assessment of Taxes	45,553.00	Business Personalty Replacement Taxes 299,009.32		County Taxes .24	1,525,892.39
Collection of Taxes	45,994.00	Taxes from Public Utilities 562,209.00		County Library Taxes	
Planning, Housing & Development	504,465.00	Other Miscellaneous Tax Revenues		Local Municipal Purpose Taxes .82	5,248,700.43
Human Resources	82,240.00	State Aid Revenues 203,582.22		Veteran & Senior Citizen Taxes	104,200.00
Elections	3,924.70	Federal Aid Revenues 470,000.00		Total Taxes for Rate Computation 2.01	12,960,159.32
General Administration (other)	522,234.00	State and Local Fiscal Assistance Act Utilized		Special District Taxes	
JUDICIARY	95,906.00	Sole of Acquired Property		Bank Corp. Taxes	56,504.94
Municipal Courts		Other Miscellaneous Revenues		Added and Omitted Taxes	53,649.46
PUBLIC SAFETY		Total 15,707,346.43		Total Taxes Levied - ABSTRACT	12,966,113.72
Fire Protection	204,911.00	Prior Years Surplus Appropriated 475,000.00		Total Taxes Billed	12,914,623.19
Police Protection	1,249,336.00	REVENUES TOTAL 16,182,346.43		1988 TAXES COLLECTED	12,687,704.98
Civil Defense & Disaster Control	2,209.00	Reserve For Uncollected Taxes 539,953.03		1988 Taxes Cancelled, Abated or Adjusted	3,107.80
Environmental Inspection & Control	73,409.00	CAPITAL OUTLAY TOTAL 621,250.54		Transfer to Tax Title Liens or Foreclosed	15,600.50
Other Public Safety		Public Enterprises 43,314.16		Balance Outstanding Dec. 31, 1988	208,209.91
PUBLIC WORKS	565,670.00	Recreation—Culture 15,175.00		PRIOR YEARS TAXES OUTSTANDING	
Streets and Drainage	1,026,293.00	Public Works 557,261.38		Balance January 1, 1988	336,889.08
Sewers and Sewage Processing	1,257,346.00	Buildings and Grounds		Collected in 1988	322,187.98
Gorbage and Trash Disposol	41,139.00	Library and Education		Cancelled, Abated or Adjusted 1988	1.92
Public Buildings and Grounds		Conservation		Transfers to Tax Title Liens or Foreclosed	14,699.18
Other Public Works		All Other		Balance December 31, 1988	
HEALTH and WELFARE	169,713.00	CAPITAL DEBT AUTHORIZED, DECEMBER 31, 1988		TAX TITLE LIENS OUTSTANDING	
Health Services Except Environmental	43,479.00	ISSUED AND UNISSUED GROSS DEBT NET DEBT		Balance January 1, 1988	262,488.00
Welfare-Public Assistance		School 460,000		Transfer From Taxes	33,265.39
Hospitals, Clinics, First Aid		Self-liquidating 1,833,000		Redeemed in 1988	129,769.99
Animal, Insect, & Rodent Control	10,600.00	Other 4,307,400		Cancelled, Abated or Adjusted (1988)	23,278.64
Other Welfare Services		Total 6,600,400		Transfers to Foreclosed Property	
RECREATION and CONSERVATION	153,445.00	ISSUED AND OUTSTANDING		Balance December 31, 1988	142,704.76
Beaches and Boardwalks	40,000.00	School 460,000.00		PROPERTY ACQUIRED BY DEED OR FORECLOSURE	
Parks, Playgrounds, Shade Trees	32,614.00	Self-Liquidating 1,833,000.00		Balance January 1, 1988	159,000.00
Land Reclamation & Conservation		Other 1,605,000.00		Transfers From Taxes or Liens	
Other Recreational Services		Total 3,898,000.00		Sole for Cash (1988)	
EDUCATION (excluding schools)	173,734.00	EQUALIZED VALUATION BASIS FOR NET DEBT COMPUTATION 519,759,534		Cancelled, Abated or Adjusted (1988)	
Libraries		REAL PROPERTY VALUATIONS		Balance December 31, 1988	159,000.00
Other Educational Services		Code Class # of Parcels % VAL'N		CURRENT FINANCES DECEMBER 31, 1988	
STATUTORY EXPENDITURES	421,947.30	ASSESSED VALUATION		ASSETS	
Pensions & F. I. C. A.	391,049.00	1 Vacant Land 259 1.33 4,078,350.00		Cash Dec. 31, 1988	1,333,981.64
Employee Fringe Benefits		2 Residential 3296 70.09 214,376,070.00		Taxes Receivable	208,209.91
Other Statutory Expenditures		3 Farm 40 16.00 49,058,013.00		Tax Title Liens	142,704.76
CETA And Other Public Employment Programs	7,353,937.00	4b Industrial 45 9.56 29,310,500.00		Foreclosed Property	159,000.00
MUNICIPAL FUNCTIONS TOTAL	40,000.00	4c Apartments 29 3.01 9,237,800.00		Emergencies & Other Deferred Charges	170,000.00
CAPITAL IMPROVEMENTS *MEMO*		Total 306,560,733.00		State and Federal Aid Receivable	504,777.80
DEBT SERVICE		Land Area 2.51 Sq. Miles		Other Receivables	473,545.25
Principal Payments	203,000.00	Net Valuation Taxable-Municipal 313,682,236		Total	2,992,219.36
Interest Payments	210,032.30	Net Valuation Taxable-County 650,705,595		LIABILITIES, RESERVES, AND SURPLUS	
DEFERRED CHARGES	191,454.02	State Equalized Valuation 635,024,419		Cash Liabilities	822,232.93
SCHOOL, COUNTY, SPECIAL DISTRICT TAXES	7,607,258.89	State Equalization Ratio 48.83		Reserves for Receivables	983,459.92
RESERVE FOR UNCOLLECTED TAXES	589,953.03			Surplus Dec. 31, 1988	1,186,526.51
EXPENDITURES TOTAL	16,160,635.74			Total	2,992,219.36

1507

Population 1980 64,455
 Population 1988 74,198
 S & P Rating
 Moody Rating A1

General Tax Rate Per \$100. 3.25
 State Equalized Tax Rate 1.67

DOVER TOWNSHIP — OCEAN COUNTY

Form of Government:

Township Committee

Number of Members on Governing Body — 5

PER CAPITA		PER CENT:	
Gross Debt	570.91	Gross Debt	1.01
Net Debt	307.53	Net Debt	.54
Debt Service	48.50	Tax Levy Collected	95.94
Total Tax Levy	1,256.45	Tax Levy Cancelled, Abated or Adjusted	.04
Municipal Expenditures	435.50		

EXPENDITURES		REVENUES-REALIZED		1988 PROPERTY TAX	
GENERAL GOVERNMENT				STATE EQUALIZED TAX RATE →	
Governing Body & Public Boards	59,670.00	1988 Property Taxes Collected		Local District School Taxes	
Municipal Clerk	16,030.00	39,125,307.37		Regional & Consolidated School Tax	1.05 55,365,451.00
Financial Administration	251,633.52	1988 Payments in Lieu of Taxes		School Taxes in Municipal Budget	
Assessment of Taxes	629,425.00	Delinquent Tax & Lien Collections		County Taxes	.36 * 18,910,016.54
Collection of Taxes	262,170.00	Business Personalty Replacement Taxes		County Library Taxes	.02 1,230,533.35
Planning, Housing & Development	416,895.00	Taxes from Public Utilities		Local Municipal Purpose Taxes	.24 12,467,004.67
Human Resources	678,738.47	Other Miscellaneous Tax Revenues		Veteran & Senior Citizen Taxes	923,000.00
Elections		State Aid Revenues		Total Taxes for Rate Computation	1.07 88,896,061.56
General Administration (other)	4,083,555.00	Federal Aid Revenues		Special District Taxes	2,583,334.47
JUDICIARY		State and Local Fiscal Assistance Act Utilized		Bank Corp. Taxes	344,307.19
Municipal Courts	353,180.00	Sale of Acquired Property		Added and Omitted Taxes	2,319,616.86
PUBLIC SAFETY		Other Miscellaneous Revenues		Total Taxes Levied - ABSTRACT	93,225,320.08
Fire Protection	1,010.00	Total		Total Taxes Billed	92,394,451.98
Police Protection	6,585,957.16	105,673,185.61		1988 TAXES COLLECTED	89,125,307.37
Civil Defense & Disaster Control	61,700.00	Prior Years Surplus Appropriated		1988 Taxes Cancelled, Abated or Adjusted	33,750.52
Environmental Inspection & Control	155,455.00	REVENUES TOTAL		Transfer to Tax Title Liens or Foreclosed	21,531.16
Other Public Safety		116,373,185.61		Balance Outstanding Dec. 31, 1988	3,713,662.93
PUBLIC WORKS		CAPITAL OUTLAY TOTAL		PRIOR YEARS TAXES OUTSTANDING	
Streets and Drainage	3,134,949.22	Public Enterprises		Balance January 1, 1988	3,629,413.54
Sewers and Sewage Processing	34,935.00	Recreation—Culture		Collected in 1988	3,262,893.97
Garbage and Trash Disposal	5,513,955.00	Public Works		Cancelled, Abated or Adjusted 1988	24,265.50
Public Buildings and Grounds	234,177.00	Buildings and Grounds		Transfers to Tax Title Liens or Foreclosed	31,327.00
Other Public Works	323,645.00	Library and Education		Balance December 31, 1988	310,927.07
HEALTH and WELFARE		Conservation		TAX TITLE LIENS OUTSTANDING	
Health Services Except Environmental		All Other		Balance January 1, 1988	145,379.32
Welfare-Public Assistance	574,878.44	CAPITAL DEBT AUTHORIZED, DECEMBER 31, 1988		Transfer From Taxes	21,331.23
Hospitals, Clinics, First Aid		ISSUED AND UNISSUED GROSS DEBT NET DEBT		Redeemed in 1988	127,442.06
Animal, Insect, & Rodent Control		School 13,766,446		Cancelled, Abated or Adjusted (1988)	1,033.97
Other Welfare Services		Self-liquidating 765,750		Transfers to Foreclosed Property	
RECREATION and CONSERVATION		Other 22,328,360		Balance December 31, 1988	38,679.42
Beaches and Boardwalks	209,090.00	Total 42,360,557		PROPERTY ACQUIRED BY DEED OR FORECLOSURE	
Parks, Playgrounds, Shade Trees	655,070.00	ISSUED AND OUTSTANDING		Balance January 1, 1988	600,500.00
Land Reclamation & Conservation	816,255.35	School 13,766,446.91		Transfers From Taxes or Liens	
Other Recreational Services	426,540.00	Self-Liquidating 764,000.00		Sale for Cash (1988)	
EDUCATION (excluding schools)		Other 20,573,000.00		Cancelled, Abated or Adjusted (1988)	
Libraries		Total 40,103,446.91		Balance December 31, 1988	600,500.00
Other Educational Services	9,500.00	EQUALIZED VALUATION BASIS		CURRENT FINANCES DECEMBER 31, 1988	
STATUTORY EXPENDITURES		FOR NET DEBT COMPUTATION		ASSETS	
Pensions & F. I. C. A.	2,143,790.24	REAL PROPERTY VALUATIONS		Cash Dec. 31, 1988	19,912,762.57
Employee Fringe Benefits	971,200.00	Code Class # of Parcels % VAL'N ASSESSED VALUATION		Taxes Receivable	4,024,590.00
Other Statutory Expenditures		1 Vacant Land 4333 4.61 123,737,600.00		Tax Title Liens	38,679.42
CETA And Other Public Employment Programs		2 Residential 29399 78.61 2,111,737,500.00		Foreclosed Property	600,500.00
MUNICIPAL FUNCTIONS TOTAL	28,603,464.40	3 Farm 172 .48 12,356,200.00		Emergencies & Other Deferred Charges	224,000.00
CAPITAL IMPROVEMENTS *MEMO*	195,000.00	4a Commercial 934 12.47 334,905,400.00		State and Federal Aid Receivable	
DEBT SERVICE		4b Industrial 32 2.26 60,307,800.00		Other Receivables	434,356.86
Principal Payments	1,925,000.00	4c Apartments 31 1.57 42,233,700.00		Total	25,235,338.35
Interest Payments	1,673,831.00	Total 35956 2,636,333,200.00		LIABILITIES, RESERVES, AND SURPLUS	
DEFERRED CHARGES	106,251.14	Land Area 41.62 Sq. Miles		Cash Liabilities	3,555,369.02
SCHOOL, COUNTY, SPECIAL DISTRICT TAXES	78,094,391.36	Net Valuation Taxable-Municipal		Reserves for Receivables	5,098,626.23
RESERVE FOR UNCOLLECTED TAXES		Net Valuation Taxable-County		Surplus Dec. 31, 1988	11,580,393.55
EXPENDITURES TOTAL	110,407,907.90	State Equalized Valuation		Total	25,235,338.35
		State Equalization Ratio			
		51.49			

0604

Population 1980 1,803
 Population 1988 2,003
 S & P Rating
 Moody Rating

General Tax Rate Per \$100. 5.52
 State Equalized Tax Rate 2.44

DOWNE TOWNSHIP - CUMBERLAND CO.**Form of Government:****Township Committee****Number of Members on Governing Body - 3****PER CAPITA:**

Gross Debt 48.03
 Net Debt 25.06
 Debt Service 9.40
 Total Tax Levy 620.02
 Municipal Expenditures 305.80

PER CENT:

Gross Debt .23
 Net Debt .12
 Tax Levy Collected 90.89
 Tax Levy Cancelled, Abated or Adjusted .01

EXPENDITURES		REVENUES-REALIZED		1988 PROPERTY TAX	
GENERAL GOVERNMENT				STATE EQUALIZED TAX RATE 1.16	
Governing Body & Public Boards		1988 Property Taxes Collected	1,130,940.00	Local District School Taxes	553,135.15
Municipal Clerk		1988 Payments in Lieu of Taxes		Regional & Consolidated School Tax	
Financial Administration	21,600.00	Delinquent Tax & Lien Collections	122,096.00	School Taxes in Municipal Budget	
Assessment of Taxes	12,200.00	Business Personalty Replacement Taxes	33,870.00	County Taxes	1.01 *
Collection of Taxes	15,600.00	Taxes from Public Utilities	160,627.00	County Library Taxes	
Planning, Housing & Development	7,970.00	Other Miscellaneous Tax Revenues		Local Municipal Purpose Taxes	.27
Human Resources		State Aid Revenues	12,168.00	Veteran & Senior Citizen Taxes	
Elections	2,400.00	Federal Aid Revenues		Total Taxes for Rate Computation	2.44
General Administration (other)	102,048.00	State and Local Fiscal Assistance Act Utilized	8,948.00	Special District Taxes	
JUDICIARY		Sale of Acquired Property		Bank Corp. Taxes	
Municipal Courts	13,730.00	Other Miscellaneous Revenues	124,894.00	Added and Omitted Taxes	
PUBLIC SAFETY		Total	1,593,543.00	Total Taxes Levied - ABSTRACT	1,241,900.31
Fire Protection	200.00	Prior Years Surplus Appropriated	131,500.00	Total Taxes Billed	1,244,269.00
Police Protection	16,000.00	REVENUES	1,725,043.00	1988 TAXES COLLECTED	1,130,940.00
Civil Defense & Disaster Control	3,500.00	Reserve For Uncollected Taxes	152,262.00	1988 Taxes Cancelled, Abated or Adjusted	83.00
Environmental Inspection & Control	15,000.00	CAPITAL OUTLAY	1,258.00	Transfer to Tax Title Liens or Foreclosed	6,613.00
Other Public Safety		Total		Balance Outstanding Dec. 31, 1988	106,633.00
PUBLIC WORKS				PRIOR YEARS TAXES OUTSTANDING	
Streets and Drainage	117,576.00	Public Enterprises		Balance January 1, 1988	118,513.00
Sewers and Sewage Processing		Recreation—Culture		Collected in 1988	112,695.00
Gorbage and Trash Disposal	53,400.00	Public Works		Cancelled, Abated or Adjusted 1988	
Public Buildings and Grounds	10,000.00	Buildings and Grounds	1,258.00	Transfers to Tax Title Liens or Foreclosed	5,271.00
Other Public Works	1,500.00	Library and Education		Balance December 31, 1988	547.00
HEALTH and WELFARE		Conservation		TAX TITLE LIENS OUTSTANDING	
Health Services Except Environmental	150.00	All Other		Balance January 1, 1988	40,790.00
Welfare-Public Assistance	7,950.00	CAPITAL DEBT AUTHORIZED, DECEMBER 31, 1988		Transfer From Taxes	12,508.00
Hospitals, Clinics, First Aid		ISSUED AND UNISSUED		Redeemed in 1988	9,401.00
Animal, Insect, & Radent Control	4,500.00	GROSS DEBT		Cancelled, Abated or Adjusted (1988)	
Other Welfare Services		School	46,000	Transfers to Foreclosed Property	
RECREATION and CONSERVATION		Self-Liquidating		Balance December 31, 1988	43,897.00
Beaches and Boardwalks		Other	50,200	PROPERTY ACQUIRED BY DEED OR FORECLOSURE	
Parks, Playgrounds, Shade Trees		Total	96,200	Balance January 1, 1988	48,500.00
Land Reclamation & Conservation		ISSUED AND OUTSTANDING		Transfers From Taxes or Liens	
Other Recreational Services		School	46,000.00	Sale for Cash (1988)	
EDUCATION (excluding schools)		Self-Liquidating		Cancelled, Abated or Adjusted (1988)	
Libraries		Other	50,200.00	Balance December 31, 1988	48,500.00
Other Educational Services		Total	96,200.00	CURRENT FINANCES DECEMBER 31, 1988	
STATUTORY EXPENDITURES		EQUALIZED VALUATION BASIS		ASSETS	
Pensions & F. I. C. A.	21,000.00	FOR NET DEBT COMPUTATION	41,123,623	Cash Dec. 31, 1988	876,326.00
Employee Fringe Benefits	7,000.00	REAL PROPERTY VALUATIONS		Taxes Receivable	107,180.00
Other Statutory Expenditures	100.00	Code Class # of Parcels % VAL'N		Tax Title Liens	43,897.00
CETA And Other Public Employment Programs		1 Vacant Land 986 18.31	3,771,900.00	Foreclosed Property	48,500.00
MUNICIPAL FUNCTIONS		2 Residential 923 63.20	13,019,800.00	Emergencies & Other Deferred Charges	8,307.00
CAPITAL IMPROVEMENTS *MEMO*	433,424.00	3 Farm 153 7.95	1,637,700.00	State and Federal Aid Receivable	81,581.00
DEBT SERVICE		4a Commercial 74 9.55	1,967,200.00	Other Receivables	17,178.00
Principal Payments	15,400.00	4b Industrial 4 .68	140,100.00	Total	1,182,969.00
Interest Payments	3,434.00	4c Apartments 2 .31	63,200.00	LIABILITIES, RESERVES, AND SURPLUS	
DEFERRED CHARGES		Total 2142	20,599,900.00	Cash Liabilities	658,429.00
SCHOOL, COUNTY, SPECIAL DISTRICT TAXES	8,000.00	Land Area 54.35 Sq. Miles		Reserves for Receivables	206,071.00
RESERVE FOR UNCOLLECTED TAXES	1,103,393.31	Net Valuation Taxable-Municipal	21,062,767	Surplus Dec. 31, 1988	318,469.00
EXPENDITURES	152,262.00	Net Valuation Taxable-County	40,618,095	Total	1,182,969.00
TOTAL	1,721,413.31	State Equalized Valuation	47,079,522		
		State Equalization Ratio	44.19		

0210
 Population 1980 18,334
 Population 1988 17,563
 S & P Rating
 Moody Rating A
 General Tax Rate Per \$100. 1.67
 State Equalized Tax Rate 1.90

DUMONT BOROUGH - BERGEN COUNTY
Form of Government:
Borough Council
Number of Members on Governing Body - 6

PER CAPITA:
 Gross Debt 258.11
 Net Debt 250.26
 Debt Service 43.50
 Total Tax Levy 1,036.45
 Municipal Expenditures 466.75
 PER CENT:
 Gross Debt .56
 Net Debt .55
 Tax Levy Collected 98.41
 Tax Levy Cancelled, Abated or Adjusted .49

EXPENDITURES		REVENUES-REALIZED		1988 PROPERTY TAX	
GENERAL GOVERNMENT				STATE EQUALIZED TAX RATE 1.10	
Governing Body & Public Boards		1988 Property Taxes Collected	18,000,934.96	Local District School Taxes	10,571,042.61
Municipal Clerk		1988 Payments in Lieu of Taxes		Regional & Consolidated School Tax	
Financial Administration	36,500.00	Delinquent Tax & Lien Collections	236,326.17	School Taxes in Municipal Budget	
Assessment of Taxes	30,830.95	Business Personalty Replacement Taxes	68,051.16	County Taxes	2,099,527.43
Collection of Taxes	61,724.45	Taxes from Public Utilities	936,728.00	County Library Taxes	
Planning, Housing & Development	13,160.00	Other Miscellaneous Tax Revenues		Local Municipal Purpose Taxes	5,505,265.08
Human Resources	70,905.00	State Aid Revenues	208,643.35	Veteran & Senior Citizen Taxes	187,250.00
Elections	3,720.00	Federal Aid Revenues		Total Taxes for Rate Computation	18,363,085.12
General Administration (other)	665,511.67	State and Local Fiscal Assistance Act Utilized		Special District Taxes	
JUDICIARY		Sale of Acquired Property	477,249.78	Bank Corp. Taxes	5,768.55
Municipal Courts		Other Miscellaneous Revenues	19,927,933.42	Added and Omitted Taxes	21,513.88
PUBLIC SAFETY		Total	430,000.00	Total Taxes Levied - ABSTRACT	18,203,117.55
Fire Protection	207,119.60	Prior Years Surplus Appropriated	20,357,933.42	Total Taxes Billed	18,292,309.43
Police Protection	1,651,339.99	REVENUES	415,000.00	1988 TAXES COLLECTED	18,000,934.96
Civil Defense & Disaster Control		Reserve For Uncollected Taxes		1988 Taxes Cancelled, Abated or Adjusted	89,015.75
Environmental Inspection & Control	47,557.23			Transfer to Tax Title Liens or Foreclosed	
Other Public Safety	2,000.00	CAPITAL OUTLAY	762,360.28	Balance Outstanding Dec. 31, 1988	202,358.72
PUBLIC WORKS		Total		PRIOR YEARS TAXES OUTSTANDING	
Streets and Drainage	668,520.20	Public Enterprises		Balance January 1, 1988	238,925.68
Sewers and Sewage Processing	2,321,257.00	Recreation—Culture		Collected in 1988	236,326.17
Garbage and Trash Disposal		Public Works	735,004.81	Cancelled, Abated or Adjusted 1988	
Public Buildings and Grounds	32,161.83	Buildings and Grounds	27,355.47	Transfers to Tax Title Liens or Foreclosed	
Other Public Works	36,446.29	Library and Education		Balance December 31, 1988	2,599.51
HEALTH and WELFARE		Conservation		TAX TITLE LIENS OUTSTANDING	
Health Services Except Environmental	58,671.58	All Other		Balance January 1, 1988	
Welfare—Public Assistance	9,695.00			Transfer From Taxes	
Hospitals, Clinics, First Aid		CAPITAL DEBT AUTHORIZED, DECEMBER 31, 1988		Redeemed in 1988	
Animal, Insect, & Rodent Control		ISSUED AND UNISSUED		Cancelled, Abated or Adjusted (1988)	
Other Welfare Services		School	120,000	Transfers to Foreclosed Property	
RECREATION and CONSERVATION		Self-liquidating	4,413,250	Balance December 31, 1988	
Beaches and Boardwalks		Other	4,395,600	PROPERTY ACQUIRED BY DEED OR FORECLOSURE	
Parks, Playgrounds, Shade Trees	33,700.00	Total	4,533,250	Balance January 1, 1988	79,526.00
Land Reclamation & Conservation	97,200.00			Transfers From Taxes or Liens	
Other Recreational Services	18,056.69	ISSUED AND OUTSTANDING		Sale for Cash (1988)	
EDUCATION (excluding schools)		School	120,000.00	Cancelled, Abated or Adjusted (1988)	
Libraries	234,719.00	Self-Liquidating	4,413,250.00	Balance December 31, 1988	79,526.00
Other Educational Services		Other	4,533,250.00	CURRENT FINANCES DECEMBER 31, 1988	
STATUTORY EXPENDITURES		Total		ASSETS	
Pensions & F. I. C. A.	394,790.33	EQUALIZED VALUATION BASIS		Cash Dec. 31, 1988	291,152.79
Employee Fringe Benefits	266,077.34	FOR NET DEBT COMPUTATION	806,271,802	Taxes Receivable	204,958.23
Other Statutory Expenditures		REAL PROPERTY VALUATIONS		Tax Title Liens	
CETA And Other Public Employment Programs		Code Class # of Parcels % VAL'N	ASSESSED VALUATION	Foreclosed Property	79,526.00
MUNICIPAL FUNCTIONS		1 Vacant Land 48 .33	3,629,400.00	Emergencies & Other Deferred Charges	625,400.00
CAPITAL IMPROVEMENTS	*MEMO*	2 Residential 4875 89.49	971,519,800.00	State and Federal Aid Receivable	18,316.34
DEBT SERVICE		3 Farm 1	11,700.00	Other Receivables	30,913.98
Principal Payments	472,000.00	4a Commercial 134 6.37	69,197,200.00	Total	1,250,267.34
Interest Payments	291,915.75	4b Industrial 11 .56	6,067,100.00	LIABILITIES, RESERVES, AND SURPLUS	
		4c Apartments 23 3.24	35,158,400.00	Cash Liabilities	332,389.76
		Total 5092	1,085,583,600.00	Reserves for Receivables	315,398.21
DEFERRED CHARGES	51,965.80	Land Area 1.80 Sq. Miles		Surplus Dec. 31, 1988	601,979.37
SCHOOL, COUNTY, SPECIAL DISTRICT TAXES	12,670,570.04	Net Valuation Taxable-Municipal	1,094,059,614	Total	1,250,267.34
RESERVE FOR UNCOLLECTED TAXES	415,000.00	Net Valuation Taxable-County	831,056,482		
EXPENDITURES		State Equalized Valuation	961,745,772		
TOTAL	20,868,165.79	State Equalization Ratio	113.88		

1203

Population 1980 6,593
 Population 1988 6,192
 S & P Rating
 Moody Rating

General Tax Rate Per \$100.

3.36

State Equalized Tax Rate

1.32

DUNELLEN BOROUGH - MIDDLESEX CO.**Form of Government:****Borough Council****Number of Members on Governing Body - 6****PER CAPITA:**

Gross Debt 98.63
 Net Debt 98.63
 Debt Service 10.74
 Total Tax Levy 925.58
 Municipal Expenditures 398.06

PER CENT:

Gross Debt .24
 Net Debt .24
 Tax Levy Collected 97.77
 Tax Levy Cancelled, Abated or Adjusted

EXPENDITURES		REVENUES-REALIZED		1988 PROPERTY TAX	
GENERAL GOVERNMENT				STATE EQUALIZED TAX RATE	
Governing Body & Public Boards		1988 Property Taxes Collected	5,606,284.00	Local District School Taxes 1.05	3,307,505.50
Municipal Clerk		1988 Payments in Lieu of Taxes		Regional & Consolidated School Tax	
Financial Administration	12,510.00	Delinquent Tax & Lien Collections	115,674.00	School Taxes in Municipal Budget	
Assessment of Taxes	10,197.00	Business Personalty Replacement Taxes	213,461.00	County Taxes	1,282,307.68
Collection of Taxes	40,621.00	Taxes from Public Utilities	345,645.00	County Library Taxes	
Planning, Housing & Development	4,412.00	Other Miscellaneous Tax Revenues		Local Municipal Purpose Taxes	1,134,608.00
Human Resources	29,557.00	State Aid Revenues	30,189.00	Veteran & Senior Citizen Taxes	75,900.00
Elections	3,400.00	Federal Aid Revenues		Total Taxes for Rate Computation	5,800,321.18
General Administration (other)	243,149.00	State and Local Fiscal Assistance Act Utilized		Special District Taxes	
JUDICIARY		Sole of Acquired Property		Bank Corp. Taxes	
Municipal Courts	43,233.00	Other Miscellaneous Revenues	242,521.00	Added and Omitted Taxes	6,769.00
PUBLIC SAFETY		Total	6,603,774.00	Total Taxes Levied - ABSTRACT	5,731,190.18
Fire Protection	77,023.00	Prior Years Surplus Appropriated	8,600.00	Total Taxes Billed	5,734,185.00
Police Protection	623,600.00	REVENUES TOTAL	6,612,374.00	1988 TAXES COLLECTED	5,606,284.00
Civil Defense & Disaster Control	500.00	Reserve For Uncollected Taxes	133,875.00	1988 Taxes Cancelled, Abated or Adjusted	
Environmental Inspection & Control	3,334.00	CAPITAL OUTLAY TOTAL	456,181.00	Transfer to Tax Title Liens or Foreclosed	3,312.00
Other Public Safety				Balance Outstanding Dec. 31, 1988	124,589.00
PUBLIC WORKS				PRIOR YEARS TAXES OUTSTANDING	
Streets and Drainage	567,193.00	Public Enterprises		Balance January 1, 1988	115,674.00
Sewers and Sewage Processing	169,630.00	Recreation—Culture		Collected in 1988	115,674.00
Gorbage and Trash Disposol	6,500.00	Public Works	90,931.00	Cancelled, Abated or Adjusted 1988	
Public Buildings and Grounds	23,668.00	Buildings and Grounds	365,250.00	Transfers to Tax Title Liens or Foreclosed	
Other Public Works		Library and Education		Balance December 31, 1988	
HEALTH and WELFARE		Conservation		TAX TITLE LIENS OUTSTANDING	
Health Services Except Environmental	11,654.00	All Other		Balance January 1, 1988	23,387.00
Welfare-Public Assistance	6,442.00			Transfer From Taxes	3,312.00
Hospitals, Clinics, First Aid	250.00			Redeemed in 1988	
Animal, Insect, & Rodent Control				Cancelled, Abated or Adjusted (1988)	
Other Welfare Services				Transfers to Foreclosed Property	
RECREATION and CONSERVATION				Balance December 31, 1988	26,699.00
Beaches and Boardwalks				PROPERTY ACQUIRED BY DEED OR	
Parks, Playgrounds, Shade Trees				FORECLOSURE	
Land Reclamation & Conservation	250.00			Balance January 1, 1988	
Other Recreational Services	39,846.00			Transfers From Taxes or Liens	
EDUCATION (excluding schools)				Sole for Cosh (1988)	
Libraries	78,266.00			Cancelled, Abated or Adjusted (1988)	
Other Educational Services				Balance December 31, 1988	
STATUTORY EXPENDITURES				CURRENT FINANCES DECEMBER 31, 1988	
Pensions & F. I. C. A.	135,679.00			ASSETS	
Employee Fringe Benefits	31,307.00			Cash Dec. 31, 1988	966,659.00
Other Statutory Expenditures				Taxes Receivable	124,589.00
CETA And Other Public Employment Programs				Tax Title Liens	26,699.00
MUNICIPAL FUNCTIONS TOTAL	2,227,151.00			Foreclosed Property	
CAPITAL IMPROVEMENTS *MEMO*	17,450.00			Emergencies & Other Deferred Charges	35,088.00
DEBT SERVICE				State and Federal Aid Receivable	
Principal Payments	43,500.00			Other Receivables	71,108.00
Interest Payments	18,011.00			Total	1,224,143.00
DEFERRED CHARGES				LIABILITIES, RESERVES, AND SURPLUS	
SCHOOL, COUNTY, SPECIAL DISTRICT TAXES	4,589,313.18			Cash Liabilities	965,660.00
RESERVE FOR UNCOLLECTED TAXES	133,875.00			Reserves for Receivables	222,396.00
EXPENDITURES TOTAL	7,054,614.18			Surplus Dec. 31, 1988	36,087.00
				Total	1,224,143.00

1508

Population 1980 1,009

Population 1988 1,121

S & P Rating

Moody Rating

General Tax Rate Per \$100.

1.22

State Equalized Tax Rate

1.44

EAGLESWOOD TOWNSHIP — OCEAN CO.**Form of Government:****Township Committee****Number of Members on Governing Body — 3**

PER CAPITA.

Gross Debt 2,123.97

Net Debt 96.34

Debt Service 1,039.94

Total Tax Levy 740.40

Municipal Expenditures

PER CENT:

Gross Debt 3.93

Net Debt .18

Tax Levy Collected 34.39

Tax Levy Cancelled, Abated
or Adjusted

EXPENDITURES		REVENUES-REALIZED		1988 PROPERTY TAX	
GENERAL GOVERNMENT				STATE EQUALIZED TAX RATE	
Governing Body & Public Boards		1988 Property Taxes Collected	930,477.25	Local District School Taxes	.53 425,739.00
Municipal Clerk		1988 Payments in Lieu of Taxes		Regional & Consolidated School Tax	.52 416,921.79
Financial Administration	19,831.74	Delinquent Tax & Lien Collections	156,729.03	School Taxes in Municipal Budget	
Assessment of Taxes	15,296.97	Business Personalty Replacement Taxes	4,648.76	County Taxes	.33 * 261,715.02
Collection of Taxes	39,439.83	Taxes from Public Utilities	145,384.00	County Library Taxes	.02 17,032.10
Planning, Housing & Development	26,998.63	Other Miscellaneous Tax Revenues		Local Municipal Purpose Taxes	.04 30,000.00
Human Resources		State Aid Revenues	109,166.44	Veteran & Senior Citizen Taxes	
Elections		Federal Aid Revenues		Total Taxes for Rate Computation	1.44 1,172,957.91
General Administration (other)	145,092.19	State and Local Fiscal Assistance Act Utilized	357.00	Special District Taxes	
JUDICIARY		Sale of Acquired Property		Bank Corp. Taxes	3,966.61
Municipal Courts	27,029.85	Other Miscellaneous Revenues		Added and Omitted Taxes	10,400.74
PUBLIC SAFETY		Total	1,637,082.19	Total Taxes Levied - ABSTRACT	1,165,777.26
Fire Protection	21,000.00	Prior Years Surplus Appropriated	160,000.00	Total Taxes Billed	1,161,803.65
Police Protection	3,030.00	REVENUES TOTAL	1,847,032.19	1988 TAXES COLLECTED	930,477.25
Civil Defense & Disaster Control	156.00	Reserve For Uncollected Taxes	136,094.13	1988 Taxes Cancelled, Abated or Adjusted	
Environmental Inspection & Control	12,201.62	CAPITAL OUTLAY TOTAL	52,736.89	Transfer to Tax Title Liens or Foreclosed	
Other Public Safety		Public Enterprises		Balance Outstanding Dec. 31, 1988	181,331.40
PUBLIC WORKS		Recreation—Culture		PRIOR YEARS TAXES OUTSTANDING	
Streets and Drainage	138,828.69	Public Works	50,692.33	Balance January 1, 1988	125,673.34
Sewers and Sewage Processing		Buildings and Grounds	2,044.56	Collected in 1988	105,290.30
Garbage and Trash Disposal	109,269.09	Library and Education		Cancelled, Abated or Adjusted 1988	
Public Buildings and Grounds	9,720.03	Conservation		Transfers to Tax Title Liens or Foreclosed	
Other Public Works		All Other		Balance December 31, 1988	20,383.04
HEALTH and WELFARE		CAPITAL DEBT AUTHORIZED, DECEMBER 31, 1988		TAX TITLE LIENS OUTSTANDING	
Health Services Except Environmental	100.00	ISSUED AND UNISSUED		Balance January 1, 1988	138,223.17
Welfare-Public Assistance	1,315.60	School	1,474,270	Transfer From Taxes	4,384.02
Hospitals, Clinics, First Aid		Self-liquidating	798,700	Redeemed in 1988	51,432.73
Animal, Insect, & Rodent Control	6,153.97	Other	108,000	Cancelled, Abated or Adjusted (1988)	29,912.83
Other Welfare Services		Total	2,380,970	Transfers to Foreclosed Property	
RECREATION and CONSERVATION		ISSUED AND OUTSTANDING		Balance December 31, 1988	61,260.63
Beaches and Boardwalks		School	1,474,270.14	PROPERTY ACQUIRED BY DEED OR	
Parks, Playgrounds, Shade Trees		Self-Liquidating	798,700.00	FORECLOSURE	
Land Reclamation & Conservation	24,897.87	Other		Balance January 1, 1988	660,894.00
Other Recreational Services	23,016.71	Total	2,272,970.14	Transfers From Taxes or Liens	
EDUCATION (excluding schools)		EQUALIZED VALUATION BASIS		Sale for Cash (1988)	
Libraries	200.00	FOR NET DEBT COMPUTATION	60,556.946	Cancelled, Abated or Adjusted (1988)	
Other Educational Services		REAL PROPERTY VALUATIONS		Balance December 31, 1988	660,394.00
STATUTORY EXPENDITURES		Code Class # of Parcels % VAL'N	ASSESSED VALUATION	CURRENT FINANCES DECEMBER 31, 1988	
Pensions & F. I. C. A.	23,739.00	1 Vacant Land 586 29.96	23,098,300.00	ASSETS	
Employee Fringe Benefits	22,504.33	2 Residential 561 54.73	51,335,400.00	Cash Dec. 31, 1988	551,680.22
Other Statutory Expenditures	2,000.00	3 Farm 7 .20	121,200.00	Taxes Receivable	201,714.44
CETA And Other Public Employment Programs		4a Commercial 56 11.62	10,399,500.00	Tax Title Liens	61,260.63
MUNICIPAL FUNCTIONS TOTAL	673,892.12	4b Industrial 7 3.23	3,033,300.00	Foreclosed Property	660,394.00
CAPITAL IMPROVEMENTS *MEMO*	6,030.00	4c Apartments 1 .26	244,100.00	Emergencies & Other Deferred Charges	55,735.35
DEBT SERVICE		Total 1220	93,802,300.00	State and Federal Aid Receivable	93,674.70
Principal Payments		Land Area 16.50 Sq. Miles		Other Receivables	226,727.51
Interest Payments		Net Valuation Taxable-Municipal	94,211,432	Total	1,851,686.85
DEFERRED CHARGES	20,000.00	Net Valuation Taxable-County	61,159,415	LIABILITIES, RESERVES, AND SURPLUS	
SCHOOL, COUNTY, SPECIAL DISTRICT TAXES	1,121,407.91	State Equalized Valuation	79,395,920	Cash Liabilities	602,742.07
RESERVE FOR UNCOLLECTED TAXES	136,094.13	State Equalization Ratio	118.01	Reserves for Receivables	1,150,596.53
EXPENDITURES TOTAL	1,951,394.16			Surplus Dec. 31, 1988	98,343.20
				Total	1,851,686.85

1008
 Population 1980 3,463
 Population 1988 3,822
 S & P Rating
 Moody Rating

General Tax Rate Per \$100. 2.69
 State Equalized Tax Rate 1.54

EAST AMWELL TWP. - HUNTERDON CO.
Form of Government:
Township Committee
Number of Members on Governing Body - 3

PER CAPITA:
 Gross Debt 21.51
 Net Debt
 Debt Service
 Total Tax Levy 1,167.96
 Municipal Expenditures 368.31

PER CENT:
 Gross Debt .04
 Net Debt
 Tax Levy Collected 95.92
 Tax Levy Cancelled, Abated or Adjusted .42

EXPENDITURES		REVENUES-REALIZED		1988 PROPERTY TAX	
GENERAL GOVERNMENT				STATE EQUALIZED TAX RATE	
Governing Body & Public Boards	544.00	1988 Property Taxes Collected 4,278,279.09		Local District School Taxes .70	1,988,859.00
Municipal Clerk		1988 Payments in Lieu of Taxes		Regional & Consolidated School Tax .36	1,032,153.07
Financial Administration	22,775.00	Delinquent Tax & Lien Collections 367,205.62		School Taxes in Municipal Budget	
Assessment of Taxes	102,175.00	Business Personalty Replacement Taxes 59,095.00		County Taxes .39	1,104,528.11
Collection of Taxes	20,815.00	Taxes from Public Utilities 189,368.00		County Library Taxes .02	55,219.50
Planning, Housing & Development	11,975.00	Other Miscellaneous Tax Revenues		Local Municipal Purpose Taxes .07	210,554.39
Human Resources		State Aid Revenues 192,139.13		Veteran & Senior Citizen Taxes	31,200.00
Elections		Federal Aid Revenues		Total Taxes for Rate Computation 1.54	4,422,514.07
General Administration (other)	350,944.00	State and Local Fiscal Assistance Act Utilized 25.41		Special District Taxes	
JUDICIARY		Sale of Acquired Property		Bank Corp. Taxes	6,572.41
Municipal Courts	14,143.00	Other Miscellaneous Revenues		Added and Omitted Taxes	66,047.61
PUBLIC SAFETY		Total 5,329,767.51		Total Taxes Levied - ABSTRACT	4,463,934.09
Fire Protection	44,600.00	Prior Years Surplus Appropriated 320,000.00		Total Taxes Billed	4,460,239.43
Police Protection	27,600.00	REVENUES TOTAL 5,649,767.51		1988 TAXES COLLECTED	4,278,279.09
Civil Defense & Disaster Control		Reserve For Uncollected Taxes 179,013.28		1988 Taxes Cancelled, Abated or Adjusted	18,830.08
Environmental Inspection & Control	26,370.16	CAPITAL OUTLAY TOTAL 166,770.56		Transfer to Tax Title Liens or Foreclosed	824.03
Other Public Safety				Balance Outstanding Dec. 31, 1988	162,306.23
PUBLIC WORKS				PRIOR YEARS TAXES OUTSTANDING	
Streets and Drainage	365,110.00	Public Enterprises		Balance January 1, 1988	371,484.38
Sewers and Sewage Processing	2,824.47	Recreation—Culture		Collected in 1988	361,400.17
Garbage and Trash Disposal	25,300.00	Public Works		Cancelled, Abated or Adjusted 1988	2,828.08
Public Buildings and Grounds	95,432.00	Buildings and Grounds 335.61		Transfers to Tax Title Liens or Foreclosed	3,608.97
Other Public Works		Library and Education		Balance December 31, 1988	3,647.16
HEALTH and WELFARE		Conservation		TAX TITLE LIENS OUTSTANDING	
Health Services Except Environmental	23,250.00	All Other		Balance January 1, 1988	9,326.27
Welfare-Public Assistance	1,075.00	CAPITAL DEBT AUTHORIZED, DECEMBER 31, 1988		Transfer From Taxes	4,786.22
Hospitals, Clinics, First Aid		ISSUED AND UNISSUED GROSS DEBT NET DEBT		Redeemed in 1988	5,805.45
Animal, Insect, & Rodent Control		School 82,228		Cancelled, Abated or Adjusted (1988)	
Other Welfare Services		Self-liquidating		Transfers to Foreclosed Property	
RECREATION and CONSERVATION		Other		Balance December 31, 1988	8,307.04
Beaches and Boardwalks		Total 82,228		PROPERTY ACQUIRED BY DEED OR FORECLOSURE	
Parks, Playgrounds, Shade Trees	2,043.00	ISSUED AND OUTSTANDING		Balance January 1, 1988	49,100.00
Land Reclamation & Conservation	2,105.00	School 82,228.82		Transfers From Taxes or Liens	
Other Recreational Services	12,335.00	Self-Liquidating		Sale for Cash (1988)	
EDUCATION (excluding schools)		Other		Cancelled, Abated or Adjusted (1988)	
Libraries		Total 82,228.82		Balance December 31, 1988	49,100.00
Other Educational Services		EQUALIZED VALUATION BASIS		CURRENT FINANCES DECEMBER 31, 1988	
STATUTORY EXPENDITURES		FOR NET DEBT COMPUTATION 227,646,321		ASSETS	
Pensions & F. I. C. A.	35,366.00	REAL PROPERTY VALUATIONS		Cash Dec. 31, 1988	1,252,111.25
Employee Fringe Benefits	22,300.00	Code Class # of Parcels % VAL'N ASSESSED VALUATION		Taxes Receivable	165,953.39
Other Statutory Expenditures	10.00	1 Vacant Land 276 3.31 6,191,700.00		Tax Title Liens	8,307.04
CETA And Other Public Employment Programs		2 Residential 1031 66.36 108,634,129.00		Foreclosed Property	49,100.00
MUNICIPAL FUNCTIONS TOTAL	1,214,571.63	3 Farm 716 20.29 32,934,825.00		Emergencies & Other Deferred Charges	114,917.16
CAPITAL IMPROVEMENTS *MEMO*	15,000.00	4a Commercial 50 8.64 14,043,897.00		State and Federal Aid Receivable	93,737.25
DEBT SERVICE		4b Industrial		Other Receivables	63.55
Principal Payments		4c Apartments 4 .40 644,020.00		Total	1,684,189.64
Interest Payments		Total 2077 162,548,571.00		LIABILITIES, RESERVES, AND SURPLUS	
DEFERRED CHARGES		Land Area 28.10 Sq. Miles		Cash Liabilities	849,540.73
SCHOOL, COUNTY, SPECIAL DISTRICT TAXES	14,091.45	Net Valuation Taxable-Municipal 163,338,850		Reserves for Receivables	223,423.98
RESERVE FOR UNCOLLECTED TAXES	4,180,759.68	Net Valuation Taxable-County 247,193,771		Surplus Dec. 31, 1988	611,224.93
EXPENDITURES TOTAL	5,588,456.04	State Equalized Valuation 284,025,287		Total	1,684,189.64
		State Equalization Ratio 57.39			

EAST BRUNSWICK TWP. – MIDDLESEX CO.
Form of Government:
Mayor–Council Plan E (OMCL 50)
Number of Members on Governing Body – 5

Grass Debt	2.43
Net Debt	2.22
Tax Levy Collected	93.65
Tax Levy Cancelled, Abated or Adjusted	

1987/3000

3803

Population 1980 4,144

Population 1988 4,341

S & P Rating

Moody Rating AAA

General Tax Rate Per \$100.

2.57

State Equalized Tax Rate

1.87

EAST GREENWICH TWP. - GLOUCESTER CO.**Form of Government:****Township Committee****Number of Members on Governing Body - 3****PER CAPITA:**

Gross Debt 272.46

Net Debt 224.54

Debt Service 27.94

Total Tax Levy 667.40

Municipal Expenditures 468.39

PER CENT:

Gross Debt .94

Net Debt .77

Tax Levy Collected 97.06

Tax Levy Cancelled, Abated

or Adjusted .06

EXPENDITURES		REVENUES-REALIZED		1988 PROPERTY TAX	
GENERAL GOVERNMENT				STATE EQUALIZED TAX RATE	
Governing Body & Public Boards		1988 Property Taxes Collected	3,134,737.43	Local District School Taxes	.50
Municipal Clerk		1988 Payments in Lieu of Taxes		Regional & Consolidated School Tax	.60
Financial Administration	20,252.00	Delinquent Tax & Lien Collections	125,013.79	School Taxes in Municipal Budget	
Assessment of Taxes	10,921.00	Business Personalty Replacement Taxes	33,032.36	County Taxes	.68
Collection of Taxes	20,025.00	Taxes from Public Utilities	1,000,270.00	County Library Taxes	.02
Planning, Housing & Development	23,535.00	Other Miscellaneous Tax Revenues		Local Municipal Purpose Taxes	.06
Human Resources	20,338.72	State Aid Revenues	176,119.33	Veteran & Senior Citizen Taxes	
Elections		Federal Aid Revenues		Total Taxes for Rate Computation	1.86
General Administration (other)	239,855.00	State and Local Fiscal Assistance Act Utilized	558.71	Special District Taxes	
JUDICIARY		Sale of Acquired Property		Bank Corp. Taxes	1,568.11
Municipal Courts	53,000.00	Other Miscellaneous Revenues	335,620.16	Added and Omitted Taxes	70,916.61
PUBLIC SAFETY		Total	4,805,351.83	Total Taxes Levied - ABSTRACT	3,230,884.90
Fire Protection	48,449.36	Prior Years Surplus Appropriated	719,753.06	Total Taxes Billed	3,229,673.04
Police Protection	534,311.00	REVENUES	5,525,104.89	1988 TAXES COLLECTED	3,134,737.48
Civil Defense & Disaster Control	3,413.00	Reserve For Uncollected Taxes	135,030.64	1988 Taxes Cancelled, Abated or Adjusted	1,863.25
Environmental Inspection & Control	35,753.00	CAPITAL OUTLAY	98,727.13	Transfer to Tax Title Liens or Foreclosed	1,775.87
Other Public Safety		Total		Balance Outstanding Dec. 31, 1988	91,296.44
PUBLIC WORKS				PRIOR YEARS TAXES OUTSTANDING	
Streets and Drainage	372,500.00	Public Enterprises		Balance January 1, 1988	137,385.91
Sewers and Sewage Processing	25,000.00	Recreation—Culture		Collected in 1988	125,013.79
Garbage and Trash Disposal	245,000.00	Public Works	98,727.13	Cancelled, Abated or Adjusted 1988	3,952.74
Public Buildings and Grounds	21,500.00	Buildings and Grounds		Transfers to Tax Title Liens or Foreclosed	
Other Public Works		Library and Education		Balance December 31, 1988	8,419.38
HEALTH and WELFARE		Conservation		TAX TITLE LIENS OUTSTANDING	
Health Services Except Environmental	26,218.00	All Other		Balance January 1, 1988	17,130.57
Welfare-Public Assistance	2,011.00	CAPITAL DEBT AUTHORIZED, DECEMBER 31, 1988		Transfer From Taxes	1,775.87
Hospitals, Clinics, First Aid		ISSUED AND UNISSUED		Redeemed in 1988	
Animal, Insect, & Rodent Control	3,820.00	School	231,999	Cancelled, Abated or Adjusted (1988)	
Other Welfare Services		Self-liquidating		Transfers to Foreclosed Property	
RECREATION and CONSERVATION		Other	1,087,000	Balance December 31, 1988	18,906.44
Beaches and Boardwalks		Total	1,318,999	PROPERTY ACQUIRED BY DEED OR FORECLOSURE	
Parks, Playgrounds, Shade Trees	27,450.00	ISSUED AND OUTSTANDING		Balance January 1, 1988	
Land Reclamation & Conservation		School	231,999.75	Transfers From Taxes or Liens	
Other Recreational Services		Self-Liquidating		Sale for Cash (1988)	
EDUCATION (excluding schools)		Other	1,037,000.00	Cancelled, Abated or Adjusted (1988)	
Libraries	7,000.00	Total	1,318,999.75	Balance December 31, 1988	
Other Educational Services		EQUALIZED VALUATION BASIS		CURRENT FINANCES DECEMBER 31, 1988	
STATUTORY EXPENDITURES		FOR NET DEBT COMPUTATION	140,509,710	ASSETS	
Pensions & F. I. C. A.	171,827.39	REAL PROPERTY VALUATIONS		Cash Dec. 31, 1988	986,345.16
Employee Fringe Benefits	85,000.00	Code Class # of Parcels % VAL'N		Taxes Receivable	99,715.82
Other Statutory Expenditures		1 Vacant Land 184 2.28	2,771,500.00	Tax Title Liens	18,906.44
CETA And Other Public Employment Programs		2 Residential 1344 76.19	92,590,200.00	Foreclosed Property	
MUNICIPAL FUNCTIONS	1,997,194.47	3 Farm 359 8.76	10,644,600.00	Emergencies & Other Deferred Charges	
CAPITAL IMPROVEMENTS	*MEMO*	4a Commercial 58 8.76	10,650,600.00	State and Federal Aid Receivable	
DEBT SERVICE		4b Industrial 9 3.26	3,966,900.00	Other Receivables	
Principal Payments	50,000.00	4c Apartments 7 .75	907,500.00	Total	1,104,967.42
Interest Payments	35,275.00	Total	121,531,300.00	LIABILITIES, RESERVES, AND SURPLUS	
DEFERRED CHARGES		Land Area 14.89 Sq. Miles		Cash Liabilities	465,681.14
SCHOOL, COUNTY, SPECIAL DISTRICT TAXES	3,049,430.18	Net Valuation Taxable-Municipal	122,918,556	Reserves for Receivables	118,622.26
RESERVE FOR UNCOLLECTED TAXES	135,030.64	Net Valuation Taxable-County	147,079,601	Surplus Dec. 31, 1988	520,664.02
EXPENDITURES	TOTAL	State Equalized Valuation	168,234,181	Total	1,104,967.42
	5,316,900.29	State Equalization Ratio	72.84		

1410
 Population 1980 **9,319**
 Population 1988 **10,339**
 S & P Rating **AA-**
 Moody Rating **A1**

General Tax Rate Per \$100. **1.46**
 State Equalized Tax Rate **1.19**

EAST HANOVER TOWNSHIP - MORRIS CO.
Form of Government:
Township Committee
Number of Members on Governing Body - 5

PER CAPITA:
 Gross Debt **2,013.92**
 Net Debt **1,657.12**
 Debt Service **194.51**
 Total Tax Levy **1,494.16**
 Municipal Expenditures **846.19**

PER CENT:
 Gross Debt **1.91**
 Net Debt **1.57**
 Tax Levy Collected **98.57**
 Tax Levy Cancelled, Abated or Adjusted **.03**

EXPENDITURES		REVENUES-REALIZED		1988 PROPERTY TAX	
GENERAL GOVERNMENT				STATE EQUALIZED TAX RATE	
Governing Body & Public Boards		1988 Property Taxes Collected	15,333,504.75	Local District School Taxes	.45
Municipal Clerk		1988 Payments in Lieu of Taxes		Regional & Consolidated School Tax	.24
Financial Administration	158,810.85	Delinquent Tax & Lien Collections	237,462.92	School Taxes in Municipal Budget	
Assessment of Taxes	43,024.00	Business Personality Replacement Taxes	279,511.83	County Taxes	.24
Collection of Taxes	37,973.00	Taxes from Public Utilities	2,334,469.00	County Library Taxes	
Planning, Housing & Development	71,458.43	Other Miscellaneous Tax Revenues		Local Municipal Purpose Taxes	.25
Human Resources	90,838.97	State Aid Revenues	108,237.22	Veteran & Senior Citizen Taxes	
Elections	3,435.18	Federal Aid Revenues		Total Taxes for Rate Computation	1.18
General Administration (other)	715,152.70	State and Local Fiscal Assistance Act Utilized		Special District Taxes	
JUDICIARY		Sale of Acquired Property		Bank Corp. Taxes	31,071.00
Municipal Courts	91,537.00	Other Miscellaneous Revenues		Added and Omitted Taxes	241,503.22
PUBLIC SAFETY		Total	20,930,026.53	Total Taxes Levied - ABSTRACT	15,443,125.91
Fire Protection	123,527.20	Prior Years Surplus Appropriated	370,000.00	Total Taxes Billed	15,556,612.27
Police Protection	1,462,027.51	REVENUES	20,930,026.53	1988 TAXES COLLECTED	15,333,504.75
Civil Defense & Disaster Control	15,950.00	Reserve For Uncollected Taxes	474,284.67	1988 Taxes Cancelled, Abated or Adjusted	13,030.45
Environmental Inspection & Control	91,995.00	CAPITAL OUTLAY	1,068,859.51	Transfer to Tax Title Liens or Foreclosed	7,067.92
Other Public Safety		Total		Balance Outstanding Dec. 31, 1988	202,409.15
PUBLIC WORKS				PRIOR YEARS TAXES OUTSTANDING	
Streets and Drainage	547,238.51	Public Enterprises	210,246.39	Balance January 1, 1988	227,206.16
Sewers and Sewage Processing	663,817.50	Recreation—Culture	119,164.32	Collected in 1988	203,070.09
Garbage and Trash Disposal	205,000.00	Public Works	232,269.20	Cancelled, Abated or Adjusted 1988	559.09
Public Buildings and Grounds	120,139.09	Buildings and Grounds	507,139.60	Transfers to Tax Title Liens or Foreclosed	84.56
Other Public Works		Library and Education		Balance December 31, 1988	23,492.42
HEALTH and WELFARE		Conservation		TAX TITLE LIENS OUTSTANDING	
Health Services Except Environmental	114,129.00	All Other		Balance January 1, 1988	36,050.63
Welfare-Public Assistance	7,325.00	CAPITAL DEBT AUTHORIZED, DECEMBER 31, 1988		Transfer From Taxes	7,777.32
Hospitals, Clinics, First Aid	4,464.82	ISSUED AND UNISSUED	GROSS DEBT	Redeemed in 1988	4,392.83
Animal, Insect, & Rodent Control		School	857,372	Cancelled, Abated or Adjusted (1988)	
Other Welfare Services		Self-liquidating	2,209,000	Transfers to Foreclosed Property	
RECREATION and CONSERVATION		Other	17,755,500	Balance December 31, 1988	39,435.12
Beaches and Boardwalks		Total	20,821,872	PROPERTY ACQUIRED BY DEED OR FORECLOSURE	
Parks, Playgrounds, Shade Trees	5,329.49	ISSUED AND OUTSTANDING		Balance January 1, 1988	146,000.00
Land Reclamation & Conservation	21,273.49	School	357,372.63	Transfers From Taxes or Liens	
Other Recreational Services	342,057.15	Self-Liquidating	2,209,000.00	Sale for Cash (1988)	
EDUCATION (excluding schools)		Other	17,755,500.00	Cancelled, Abated or Adjusted (1988)	
Libraries	171,925.00	Total	20,821,872.63	Balance December 31, 1988	146,000.00
Other Educational Services		EQUALIZED VALUATION BASIS		CURRENT FINANCES DECEMBER 31, 1988	
STATUTORY EXPENDITURES		FOR NET DEBT COMPUTATION	1,083,793,537	ASSETS	
Pensions & F. I. C. A.	359,365.66	REAL PROPERTY VALUATIONS		Cash Dec. 31, 1988	1,420,059.73
Employee Fringe Benefits	392,536.40	Code	Class	Taxes Receivable	225,901.57
Other Statutory Expenditures		# of Parcels	% VAL'N	Tax Title Liens	39,435.12
CETA And Other Public Employment Programs		1 Vacant Land	332	Foreclosed Property	146,000.00
MUNICIPAL FUNCTIONS		2 Residential	2999	Emergencies & Other Deferred Charges	2,345,050.57
CAPITAL IMPROVEMENTS	100,000.00	3 Farm	12	State and Federal Aid Receivable	275.27
DEBT SERVICE		4a Commercial	147	Other Receivables	161,905.93
Principal Payments	710,000.00	4b Industrial	83	Total	4,333,623.19
Interest Payments	1,301,031.50	4c Apartments		LIABILITIES, RESERVES, AND SURPLUS	
		Total	3578	Cash Liabilities	635,363.39
DEFERRED CHARGES	397,337.16	Land Area	8.21 Sq. Miles	Reserves for Receivables	2,081,243.74
SCHOOL, COUNTY, SPECIAL DISTRICT TAXES	11,975,034.87	Net Valuation Taxable-Municipal	1,044,787,141	Surplus Dec. 31, 1988	1,022,021.06
RESERVE FOR UNCOLLECTED TAXES	474,234.67	Net Valuation Taxable-County	1,305,976,373	Total	4,333,623.19
EXPENDITURES	20,723,724.15	State Equalized Valuation	1,231,024,741		
		State Equalization Ratio	31.47		

0902

Population 1980 1,923
 Population 1988 1,710
 S & P Rating
 Moody Rating

General Tax Rate Per \$100. 5.30
 State Equalized Tax Rate 2.82

EAST NEWARK BOROUGH - HUDSON CO.

Form of Government:

Borough Council

Number of Members on Governing Body - 6

PER CAPITA:

Gross Debt 341.99
 Net Debt 341.99
 Debt Service 90.57
 Total Tax Levy 1,249.59
 Municipal Expenditures 950.69

PER CENT:

Gross Debt .94
 Net Debt .94
 Tax Levy Collected 97.75
 Tax Levy Cancelled, Abated or Adjusted

EXPENDITURES		REVENUES-REALIZED		1988 PROPERTY TAX	
GENERAL GOVERNMENT				STATE EQUALIZED TAX RATE 1.01	
Governing Body & Public Boards		1988 Property Taxes Collected	2,078,078.72	Local District School Taxes	762,458.15
Municipal Clerk	19,303.00	1988 Payments in Lieu of Taxes		Regional & Consolidated School Tax	
Financial Administration	7,100.00	Delinquent Tax & Lien Collections	19,035.97	School Taxes in Municipal Budget	
Assessment of Taxes	10,053.00	Business Personalty Replocement Taxes	223,316.52	County Taxes	.65 *
Collection of Taxes	4,500.00	Taxes from Public Utilities	99,128.00	County Library Taxes	
Planning, Housing & Development	70,435.20	Other Miscellaneous Tax Revenues		Local Municipal Purpose Taxes	1.16
Human Resources	1,950.00	State Aid Revenues	227,904.75	Veteron & Senior Citizen Taxes	
Elections	214,806.00	Federal Aid Revenues		Total Taxes for Rate Computation	2.82
General Administration (other)		State and Local Fiscal Assistance Act Utilized	5,000.00	Special District Taxes	
JUDICIARY		Sale of Acquired Property	221,477.50	Bank Corp. Taxes	10,930.07
Municipal Courts	32,000.00	Other Miscellaneous Revenues	2,873,941.46	Added and Omitted Taxes	679.95
PUBLIC SAFETY		Prior Years Surplus Appropriated		Total Taxes Levied - ABSTRACT	2,136,803.10
Fire Protection	38,295.32	REVENUES TOTAL	2,873,941.46	Total Taxes Billed	2,125,930.27
Police Protection	345,710.85	Reserve For Uncollected Taxes	63,845.20	1988 TAXES COLLECTED	2,078,078.72
Civil Defense & Disaster Control	100.00			1988 Taxes Cancelled, Abated or Adjusted	
Environmental Inspection & Control	6,831.64			Transfer to Tax Title Liens or Foreclosed	3,337.74
Other Public Safety				Balance Outstanding Dec. 31, 1988	44,513.81
PUBLIC WORKS				PRIOR YEARS TAXES OUTSTANDING	
Streets and Drainage	27,328.95			Balance January 1, 1988	19,035.97
Sewers and Sewage Processing	123,164.55			Collected in 1988	19,035.97
Gorbage and Trash Disposol	144,990.00			Cancelled, Abated or Adjusted 1988	
Public Buildings and Grounds	33,644.00			Transfers to Tax Title Liens or Foreclosed	
Other Public Works	6,500.00			Balance December 31, 1988	
HEALTH and WELFARE				TAX TITLE LIENS OUTSTANDING	
Health Services Except Environmental	8,000.00			Balance January 1, 1988	6,480.60
Welfare-Public Assistance	10,150.00			Transfer From Taxes	3,337.74
Hospitals, Clinics, First Aid				Redeemed in 1988	
Animal, Insect, & Rodent Control				Cancelled, Abated or Adjusted (1988)	
Other Welfare Services				Transfers to Foreclosed Property	
RECREATION and CONSERVATION				Balance December 31, 1988	9,818.34
Beoches and Boardwalks				PROPERTY ACQUIRED BY DEED OR	
Parks, Ploygrounds, Shade Trees	12,036.00			FORECLOSURE	
Land Reclomotion & Conservation	100.00			Balance January 1, 1988	68,000.00
Other Recreational Services	17,456.00			Transfers From Taxes or Liens	
EDUCATION (excluding schools)				Sale for Cash (1988)	5,000.00
Libraries				Cancelled, Abated or Adjusted (1988)	
Other Educational Services				Balance December 31, 1988	63,000.00
STATUTORY EXPENDITURES				CURRENT FINANCES DECEMBER 31, 1988	
Pensions & F. I. C. A.	95,446.53			ASSETS	
Employee Fringe Benefits	47,500.00			Cash Dec. 31, 1988	253,084.41
Other Statutory Expenditures				Taxes Receivable	44,513.81
CETA And Other Public Employment Programs				Tax Title Liens	9,818.34
MUNICIPAL FUNCTIONS TOTAL	1,277,551.09			Foreclosed Property	63,000.00
CAPITAL IMPROVEMENTS *MEMO*	5,000.00			Emergencies & Other Deferred Charges	15,028.83
DEBT SERVICE				State and Federal Aid Receivable	
Principal Payments	101,000.00			Other Receivables	120,934.94
Interest Payments	53,869.86			Total	506,380.33
DEFERRED CHARGES	129,410.30			LIABILITIES, RESERVES, AND SURPLUS	
SCHOOL, COUNTY, SPECIAL DISTRICT TAXES	1,253,110.86			Cash Liabilities	189,123.95
RESERVE FOR UNCOLLECTED TAXES	63,845.20			Reserves for Receivables	199,455.00
EXPENDITURES TOTAL	2,873,737.31			Surplus Dec. 31, 1988	117,801.38
				Total	506,380.33

0705

Population 1980 77,690
 Population 1988 77,204
 S & P Rating
 Moody Rating

General Tax Rate Per \$100. 12.74
 State Equalized Tax Rate 4.59

EAST ORANGE CITY - ESSEX COUNTY

Form of Government:

City Charter Act (P.L. 1908 c. 250)

Number of Members on Governing Body - 9

PER CAPITA:		PER CENT:	
Gross Debt	526.31	Gross Debt	4.80
Net Debt	243.84	Net Debt	2.22
Debt Service	76.79	Tax Levy Collected	37.55
Total Tax Levy	635.23	Tax Levy Cancelled, Abated or Adjusted	2.54
Municipal Expenditures	903.32		

EXPENDITURES		REVENUES-REALIZED		1988 PROPERTY TAX	
GENERAL GOVERNMENT				STATE EQUALIZED TAX RATE	
Governing Body & Public Boards	934,552.00	1988 Property Taxes Collected	42,900,751.39	Local District School Taxes	1.23 13,570,562.50
Municipal Clerk	247,372.00	1988 Payments in Lieu of Taxes	1,534,445.04	Regional & Consolidated School Tax	
Financial Administration	635,206.00	Delinquent Tax & Lien Collections	4,381,670.58	School Taxes in Municipal Budget	.07 715,210.60
Assessment of Taxes	414,638.00	Business Personalty Replacement Taxes	1,418,776.00	County Taxes	.67 7,072,728.74
Collection of Taxes	401,500.00	Taxes from Public Utilities	3,182,817.00	County Library Taxes	
Planning, Housing & Development	361,724.00	Other Miscellaneous Tax Revenues		Local Municipal Purpose Taxes	2.57 27,275,654.13
Human Resources	6,100,431.67	State Aid Revenues	21,521,426.41	Veteran & Senior Citizen Taxes	
Elections		Federal Aid Revenues		Total Taxes for Rate Computation	4.59 48,881,355.97
General Administration (other)	6,489,965.00	State and Local Fiscal Assistance Act Utilized		Special District Taxes	
JUDICIARY		Sale of Acquired Property		Bank Corp. Taxes	46,132.20
Municipal Courts	1,063,100.00	Other Miscellaneous Revenues	7,556,922.53	Added and Omitted Taxes	362,010.17
PUBLIC SAFETY		Total	32,546,863.95	Total Taxes Levied - ABSTRACT	49,042,298.34
Fire Protection	4,479,031.00	Prior Years Surplus Appropriated	1,343,738.00	Total Taxes Billed	48,998,630.07
Police Protection	10,541,616.00	REVENUES TOTAL	33,890,656.95	1988 TAXES COLLECTED	42,900,751.39
Civil Defense & Disaster Control	65,220.00	Reserve For Uncollected Taxes	4,800,191.19	1988 Taxes Cancelled, Abated or Adjusted	1,245,385.90
Environmental Inspection & Control	928,550.20			Transfer to Tax Title Liens or Foreclosed	1,459,440.01
Other Public Safety	71,450.00	CAPITAL OUTLAY TOTAL	3,150,457.39	Balance Outstanding Dec. 31, 1988	3,393,102.77
PUBLIC WORKS				PRIOR YEARS TAXES OUTSTANDING	
Streets and Drainage	1,595,312.00	Public Enterprises	1,793,303.36	Balance January 1, 1988	2,541,969.96
Sewers and Sewage Processing	481,593.00	Recreation—Culture	50,000.00	Collected in 1988	2,184,099.93
Garbage and Trash Disposal	5,384,837.00	Public Works	738,243.88	Cancelled, Abated or Adjusted 1988	
Public Buildings and Grounds	1,682,276.00	Buildings and Grounds	471,869.15	Transfers to Tax Title Liens or Foreclosed	353,194.04
Other Public Works	2,816.00	Library and Education	42,031.00	Balance December 31, 1988	4,675.99
HEALTH and WELFARE		Conservation		TAX TITLE LIENS OUTSTANDING	
Health Services Except Environmental	2,722,442.00	All Other		Balance January 1, 1988	5,361,038.78
Welfare—Public Assistance	768,134.00			Transfer From Taxes	1,652,018.91
Hospitals, Clinics, First Aid	31,904.00	CAPITAL DEBT AUTHORIZED, DECEMBER 31, 1988		Redeemed in 1988	2,197,570.65
Animal, Insect, & Rodent Control	66,011.00	ISSUED AND UNISSUED	GROSS DEBT	Cancelled, Abated or Adjusted (1988)	
Other Welfare Services	613,973.00	School	17,127,400	Transfers to Foreclosed Property	849,546.91
RECREATION and CONSERVATION		Self-liquidating	1,798,000	Balance December 31, 1988	3,965,940.13
Beaches and Boardwalks		Other	21,707,915	PROPERTY ACQUIRED BY DEED OR FORECLOSURE	
Parks, Playgrounds, Shade Trees	684,553.00	Total	40,633,315	Balance January 1, 1988	2,436,464.00
Land Reclamation & Conservation	5,000.00	ISSUED AND OUTSTANDING		Transfers From Taxes or Liens	1,072,039.10
Other Recreational Services	1,917,357.50	School		Sale for Cash (1988)	2,183,754.21
EDUCATION (excluding schools)		Self-Liquidating	1,798,000.00	Cancelled, Abated or Adjusted (1988)	631,260.00
Libraries	1,542,199.00	Other	19,243,000.00	Balance December 31, 1988	693,438.89
Other Educational Services	180,831.00	Total	21,046,000.00	CURRENT FINANCES DECEMBER 31, 1988	
STATUTORY EXPENDITURES		EQUALIZED VALUATION BASIS		ASSETS	
Pensions & F. I. C. A.	5,226,531.56	FOR NET DEBT COMPUTATION	847,312,395	Cash Dec. 31, 1988	6,073,033.45
Employee Fringe Benefits	2,150,000.00	REAL PROPERTY VALUATIONS		Taxes Receivable	3,397,773.76
Other Statutory Expenditures	46,000.00	Code Class # of Parcels % VAL'N	ASSESSED VALUATION	Tax Title Liens	3,965,940.13
CETA And Other Public Employment Programs		1 Vacant Land 468 1.18	4,397,300.00	Foreclosed Property	693,488.89
MUNICIPAL FUNCTIONS TOTAL	57,836,230.93	2 Residential 8551 51.12	189,709,200.00	Emergencies & Other Deferred Charges	1,360,494.18
CAPITAL IMPROVEMENTS *MEMO*	205,000.00	3 Farm		State and Federal Aid Receivable	14,746.41
DEBT SERVICE		4a Commercial 609 18.90	70,152,000.00	Other Receivables	5,053,423.22
Principal Payments	2,513,000.00	4b Industrial 40 1.75	6,485,600.00	Total	20,558,905.04
Interest Payments	3,415,190.00	4c Apartments 353 27.04	100,355,300.00	LIABILITIES, RESERVES, AND SURPLUS	
TYPE I SCHL DEBT *MEMO	2,728,003.00	Total 10021	371,099,400.00	Cash Liabilities	10,801,711.04
DEFERRED CHARGES	1,175,426.47	Land Area 4.00 Sq. Miles		Reserves for Receivables	8,982,525.00
SCHOOL, COUNTY, SPECIAL DISTRICT TAXES	21,358,501.84	Net Valuation Taxable-Municipal	381,763,500	Surplus Dec. 31, 1988	774,669.00
RESERVE FOR UNCOLLECTED TAXES	4,800,191.19	Net Valuation Taxable-County	935,621,903	Total	20,558,905.04
EXPENDITURES TOTAL	91,098,540.43	State Equalized Valuation	1,040,782,051		
		State Equalization Ratio	36.04		

1987/3000

* ABOVE DEBT SERVICE INCLUDES TYPE I SCHOOL DEBT

0212		
Population 1980	7,849	
Population 1988	7,926	
S & P Rating		1.43
Moody Rating	A	
		State Equalized Tax Rate
		1.06

EAST RUTHERFORD BORO. — BERGEN CO.
Form of Government:
Borough Council
Number of Members on Governing Body — 6

PER CAPITA:		PER CENT:	
Gross Debt	708.82	Gross Debt	1.09
Net Debt	667.01	Net Debt	1.02
Debt Service	48.63	Tax Levy Collected	94.38
Total Tax Levy	904.23	Tax Levy Cancelled, Abated	
Municipal Expenditures	1,012.20	or Adjusted	.35

EXPENDITURES		REVENUES-REALIZED		1988 PROPERTY TAX	
GENERAL GOVERNMENT				STATE EQUALIZED TAX RATE	
Governing Body & Public Boards	37,774.00	1988 Property Taxes Collected	6,789,115.52	Local District School Taxes	.48 3,259,348.00
Municipal Clerk		1988 Payments in Lieu of Taxes	888,000.00	Regional & Consolidated School Tax	.17 1,153,063.77
Financial Administration	55,176.00	Delinquent Tax & Lien Collections	154,330.63	School Taxes in Municipal Budget	
Assessment of Taxes	41,744.00	Business Personality Replacement Taxes	406,957.44	County Taxes	.21 1,402,866.13
Collection of Taxes	55,600.00	Taxes from Public Utilities	1,365,692.00	County Library Taxes	
Planning, Housing & Development	31,529.22	Other Miscellaneous Tax Revenues		Local Municipal Purpose Taxes	.20 1,330,432.98
Human Resources		State Aid Revenues	2,323,461.27	Veteran & Senior Citizen Taxes	
Elections	2,450.00	Federal Aid Revenues		Total Taxes for Rate Computation	1.06 7,239,210.88
General Administration (other)	1,079,836.87	State and Local Fiscal Assistance Act Utilized		Special District Taxes	
JUDICIARY		Sale of Acquired Property		Bank Corp. Taxes	11,846.80
Municipal Courts	93,325.00	Other Miscellaneous Revenues		Added and Omitted Taxes	9,373.08
PUBLIC SAFETY		Total	12,777,103.76	Total Taxes Levied - ABSTRACT	7,166,930.76
Fire Protection	245,373.00	Prior Years Surplus Appropriated	900,000.00	Total Taxes Billed	7,193,059.33
Police Protection	302,988.00	REVENUES TOTAL	13,677,103.76	1988 TAXES COLLECTED	6,789,115.52
Civil Defense & Disaster Control	1,500.00	Reserve For Uncollected Taxes	411,145.98	1988 Taxes Cancelled, Abated or Adjusted	25,128.92
Environmental Inspection & Control	1,045,498.00	CAPITAL OUTLAY TOTAL	272,127.49	Transfer to Tax Title Liens or Foreclosed	48,706.80
Other Public Safety				Balance Outstanding Dec. 31, 1988	330,108.09
PUBLIC WORKS				PRIOR YEARS TAXES OUTSTANDING	
Streets and Drainage	892,496.65	Public Enterprises		Balance January 1, 1988	757,659.60
Sewers and Sewage Processing	713,164.00	Recreation—Culture		Collected in 1988	154,330.63
Garbage and Trash Disposal	1,324,233.00	Public Works	226,203.33	Cancelled, Abated or Adjusted 1988	
Public Buildings and Grounds	47,710.00	Buildings and Grounds	45,923.61	Transfers to Tax Title Liens or Foreclosed	
Other Public Works	292,100.00	Library and Education		Balance December 31, 1988	603,328.97
HEALTH and WELFARE		Conservation		TAX TITLE LIENS OUTSTANDING	
Health Services Except Environmental	27,967.00	All Other		Balance January 1, 1988	584,950.85
Welfare-Public Assistance	11,650.00	CAPITAL DEBT AUTHORIZED, DECEMBER 31, 1988		Transfer From Taxes	48,706.80
Hospitals, Clinics, First Aid		ISSUED AND UNISSUED	GROSS DEBT	Redeemed in 1988	
Animal, Insect, & Rodent Control		School	331,313	Cancelled, Abated or Adjusted (1988)	
Other Welfare Services		Self-liquidating		Transfers to Foreclosed Property	
RECREATION and CONSERVATION		Other	5,286,760	Balance December 31, 1988	633,657.65
Beaches and Boardwalks		Total	5,618,073	PROPERTY ACQUIRED BY DEED OR FORECLOSURE	
Parks, Playgrounds, Shade Trees	5,030.00	ISSUED AND OUTSTANDING		Balance January 1, 1988	3,000.00
Land Reclamation & Conservation		School	331,313.00	Transfers From Taxes or Liens	
Other Recreational Services	81,530.00	Self-Liquidating		Sale for Cash (1988)	
EDUCATION (excluding schools)		Other	1,800,000.00	Cancelled, Abated or Adjusted (1988)	
Libraries	115,000.00	Total	2,131,313.00	Balance December 31, 1988	3,000.00
Other Educational Services		EQUALIZED VALUATION BASIS FOR NET DEBT COMPUTATION	517,039,787	CURRENT FINANCES DECEMBER 31, 1988	
STATUTORY EXPENDITURES		REAL PROPERTY VALUATIONS		ASSETS	
Pensions & F. I. C. A.	446,343.80	Code Class # of Parcels % VAL'N	ASSESSED VALUATION	Cash Dec. 31, 1988	4,959,177.46
Employee Fringe Benefits	187,050.00	1 Vacant Land 161 11.56	55,189,400.00	Taxes Receivable	933,437.06
Other Statutory Expenditures	30,000.00	2 Residential 1300 24.47	116,809,600.00	Tax Title Liens	633,657.65
CETA And Other Public Employment Programs		3 Farm		Foreclosed Property	3,000.00
MUNICIPAL FUNCTIONS TOTAL	7,172,143.54	4a Commercial 175 22.65	108,122,700.00	Emergencies & Other Deferred Charges	17,728.04
CAPITAL IMPROVEMENTS *MEMO*	50,000.00	4b Industrial 120 36.54	174,445,500.00	State and Federal Aid Receivable	26,454.05
DEBT SERVICE		4c Apartments 33 4.79	22,888,400.00	Other Receivables	1,103,024.57
Principal Payments	300,000.00	Total 2289	477,455,600.00	Total	7,676,478.83
Interest Payments	85,800.00	Land Area 3.70 Sq. Miles		LIABILITIES, RESERVES, AND SURPLUS	
DEFERRED CHARGES	53,602.59	Net Valuation Taxable-Municipal	483,735,064	Cash Liabilities	3,941,513.45
SCHOOL, COUNTY, SPECIAL DISTRICT TAXES	5,815,277.90	Net Valuation Taxable-County	554,810,553	Reserves for Receivables	2,673,119.28
RESERVE FOR UNCOLLECTED TAXES	411,145.98	State Equalized Valuation	669,873,071	Surplus Dec. 31, 1988	1,061,846.10
EXPENDITURES TOTAL	13,837,970.01	State Equalization Ratio	71.95	Total	7,676,478.83

Population 1980 21,041
 Population 1988 23,758
 S & P Rating
 Moody Rating A

General Tax Rate Per \$100. 7.08
 State Equalized Tax Rate 2.10

EAST WINDSOR TOWNSHIP – MERCER CO.
Form of Government:
Council-Manager Plan E (OMCL 50)
Number of Members on Governing Body – 7

PER CAPITA:
 Grass Debt 585.69
 Net Debt 318.81
 Debt Service 52.83
 Total Tax Levy 1,047.83
 Municipal Expenditures 334.90

PER CENT:
 Grass Debt 1.45
 Net Debt .79
 Tax Levy Collected 97.94
 Tax Levy Cancelled, Abated or Adjusted .42

EXPENDITURES		REVENUES-REALIZED		1988 PROPERTY TAX	
GENERAL GOVERNMENT				STATE EQUALIZED TAX RATE →	
Governing Body & Public Boards	197,858.00	1988 Property Taxes Collected	24,365,362.94	Local District School Taxes	
Municipal Clerk	111,342.64	1988 Payments in Lieu of Taxes		Regional & Consolidated School Tax 1.15	13,326,604.14
Financial Administration	251,623.00	Delinquent Tax & Lien Collections	503,669.41	School Taxes in Municipal Budget	
Assessment of Taxes	99,895.00	Business Personalty Replacement Taxes	233,939.52	County Taxes	.51 5,877,465.07
Collection of Taxes		Taxes from Public Utilities	1,071,493.00	County Library Taxes	.05 606,397.93
Planning, Housing & Development	65,972.00	Other Miscellaneous Tax Revenues		Local Municipal Purpose Taxes	.38 4,435,000.00
Human Resources	93,744.85	State Aid Revenues	546,183.46	Veteran & Senior Citizen Taxes	
Elections	9,050.00	Federal Aid Revenues		Total Taxes for Rate Computation 2.09	24,298,670.14
General Administration (other)	1,077,103.00	State and Local Fiscal Assistance Act Utilized	14,646.30	Special District Taxes	550,071.00
JUDICIARY		Sale of Acquired Property	200.00	Bank Corp. Taxes	38,278.72
Municipal Courts	144,600.09	Other Miscellaneous Revenues	1,426,501.55	Added and Omitted Taxes	61,799.56
PUBLIC SAFETY		Total	28,217,001.13	Total Taxes Levied - ABSTRACT	24,895,617.42
Fire Protection	114,535.76	Prior Years Surplus Appropriated	1,356,000.00	Total Taxes Billed	24,678,695.13
Police Protection	2,314,673.36	REVENUES TOTAL	29,573,001.13	1988 TAXES COLLECTED	24,365,362.94
Civil Defense & Disaster Control	15,415.27	Reserve For Uncollected Taxes	1,006,530.00	1988 Taxes Cancelled, Abated or Adjusted	103,335.04
Environmental Inspection & Control	182,596.00	CAPITAL OUTLAY TOTAL	426,663.95	Transfer to Tax Title Liens or Foreclosed	2,332.31
Other Public Safety		Public Enterprises		Balance Outstanding Dec. 31, 1988	407,164.34
PUBLIC WORKS		Recreation—Culture	100,475.33	PRIOR YEARS TAXES OUTSTANDING	
Streets and Drainage	440,294.00	Public Works	135,461.91	Balance January 1, 1988	600,009.92
Sewers and Sewage Processing		Buildings and Grounds	140,725.27	Collected in 1988	503,669.41
Garbage and Trash Disposal	351,874.00	Library and Education		Cancelled, Abated or Adjusted 1988	24,631.73
Public Buildings and Grounds	96,942.00	Conservation		Transfers to Tax Title Liens or Foreclosed	
Other Public Works		All Other		Balance December 31, 1988	65,653.78
HEALTH and WELFARE		CAPITAL DEBT AUTHORIZED, DECEMBER 31, 1988		TAX TITLE LIENS OUTSTANDING	
Health Services Except Environmental	284,907.00	ISSUED AND UNISSUED GROSS DEBT NET DEBT		Balance January 1, 1988	24,314.24
Welfare-Public Assistance	22,110.00	School 6,191,320		Transfer From Taxes	2,332.31
Hospitals, Clinics, First Aid		Self-liquidating 7,722,912	7,574,311	Redeemed in 1988	
Animal, Insect, & Rodent Control	29,251.00	Other 13,914,732	7,574,311	Cancelled, Abated or Adjusted (1988)	
Other Welfare Services		Total 13,914,732	7,574,311	Transfers to Foreclosed Property	
RECREATION and CONSERVATION		ISSUED AND OUTSTANDING		Balance December 31, 1988	27,147.05
Beaches and Boardwalks		School 6,191,320.17		PROPERTY ACQUIRED BY DEED OR FORECLOSURE	
Parks, Playgrounds, Shade Trees	119,026.00	Self-Liquidating 5,680,000.00		Balance January 1, 1988	71,200.00
Land Reclamation & Conservation	950.00	Other 11,371,320.17		Transfers From Taxes or Liens	
Other Recreational Services	73,500.36	Total 11,371,320.17		Sale for Cash (1988)	
EDUCATION (excluding schools)		EQUALIZED VALUATION BASIS FOR NET DEBT COMPUTATION	953,953,902	Cancelled, Abated or Adjusted (1988)	
Libraries		REAL PROPERTY VALUATIONS		Balance December 31, 1988	71,200.00
Other Educational Services		Code Class # of Parcels % VAL'N ASSESSED VALUATION		CURRENT FINANCES DECEMBER 31, 1988	
STATUTORY EXPENDITURES		1 Vacant Land 302 2.11 7,206,900.00		ASSETS	
Pensions & F. I. C. A.	617,322.00	2 Residential 5754 59.34 204,073,800.00		Cash Dec. 31, 1988	4,303,523.35
Employee Fringe Benefits		3 Farm 217 .93 3,159,800.00		Taxes Receivable	473,323.12
Other Statutory Expenditures	26,999.13	4a Commercial 146 17.05 53,138,400.00		Tax Title Liens	27,147.05
CETA And Other Public Employment Programs		4b Industrial 9 8.92 30,433,400.00		Foreclosed Property	71,200.00
MUNICIPAL FUNCTIONS TOTAL	6,747,039.46	4c Apartments 19 11.15 33,043,900.00		Emergencies & Other Deferred Charges	130,000.00
CAPITAL IMPROVEMENTS *MEMO*	100,000.00	Total 6447 341,061,200.00		State and Federal Aid Receivable	10,667.33
DEBT SERVICE		Land Area 15.60 Sq. Miles		Other Receivables	123,213.00
Principal Payments	773,000.00	Net Valuation Taxable-Municipal	342,741,553	Total	5,249,574.35
Interest Payments	436,347.75	Net Valuation Taxable-County	1,026,135,360	LIABILITIES, RESERVES, AND SURPLUS	
		State Equalized Valuation	1,150,421,343	Cash Liabilities	1,332,354.74
		State Equalization Ratio 29.69		Reserves for Receivables	935,383.17
DEFERRED CHARGES	134,472.49			Surplus Dec. 31, 1988	2,431,336.94
SCHOOL, COUNTY, SPECIAL DISTRICT TAXES	20,360,539.14			Total	5,249,574.35
RESERVE FOR UNCOLLECTED TAXES	1,006,530.00				
EXPENDITURES TOTAL	29,504,978.84				

0311

Population 1980 **3,814**
 Population 1988 **3,976**
 S & P Rating
 Moody Rating

General Tax Rate Per \$100.

2.74

State Equalized Tax Rate

2.14

EASTAMPTON TWP. BURLINGTON COUNTY**Form of Government:****Council-Manager Plan E (OMCL 50)****Number of Members on Governing Body - 3****PER CAPITA:**

Gross Debt **521.93**
 Net Debt **43.72**
 Debt Service **5.56**
 Total Tax Levy **708.34**
 Municipal Expenditures **379.25**

PER CENT:

Gross Debt **2.13**
 Net Debt **.18**
 Tax Levy Collected **96.59**
 Tax Levy Cancelled, Abated
 or Adjusted **.73**

EXPENDITURES		REVENUES-REALIZED		1988 PROPERTY TAX	
GENERAL GOVERNMENT				STATE EQUALIZED TAX RATE	
Governing Body & Public Boards		1988 Property Taxes Collected	2,719,840.00	Local District School Taxes	.85 1,028,594.00
Municipal Clerk	52,306.00	1988 Payments in Lieu of Taxes		Regional & Consolidated School Tax	.45 548,319.81
Financial Administration	97,200.00	Delinquent Tax & Lien Collections	89,665.00	School Taxes in Municipal Budget	
Assessment of Taxes	22,225.00	Business Personalty Replacement Taxes	17,259.00	County Taxes	.50 607,159.82
Collection of Taxes	7,015.00	Taxes from Public Utilities	271,740.00	County Library Taxes	.03 34,607.18
Planning, Housing & Development	29,978.00	Other Miscellaneous Tax Revenues		Local Municipal Purpose Taxes	.30 363,809.00
Human Resources	1,124.00	State Aid Revenues	60,345.00	Veteran & Senior Citizen Taxes	
Elections	288,849.00	Federal Aid Revenues		Total Taxes for Rate Computation	2.13 2,603,739.81
General Administration (other)	23,227.00	State and Local Fiscal Assistance Act Utilized	237.00	Special District Taxes	113,827.00
JUDICIARY		Sale of Acquired Property		Bank Corp. Taxes	1,359.00
Municipal Courts	3,039.00	Other Miscellaneous Revenues	309,973.00	Added and Omitted Taxes	118,702.00
PUBLIC SAFETY		Total	3,469,059.00	Total Taxes Levied - ABSTRACT	2,816,377.81
Fire Protection	437,041.00	Prior Years Surplus Appropriated	407,000.00	Total Taxes Billed	2,815,825.00
Police Protection	1,075.00	REVENUES	3,876,059.00	1988 TAXES COLLECTED	2,719,840.00
Civil Defense & Disaster Control	83,350.00	Reserve For Uncollected Taxes	77,396.00	1988 Taxes Cancelled, Abated or Adjusted	20,443.00
Environmental Inspection & Control		CAPITAL OUTLAY	20,909.00	Transfer to Tax Title Liens or Foreclosed	968.00
Other Public Safety		Total		Balance Outstanding Dec. 31, 1988	74,574.00
PUBLIC WORKS				PRIOR YEARS TAXES OUTSTANDING	
Streets and Drainage	33,145.00	Public Enterprises		Balance January 1, 1988	143,582.00
Sewers and Sewage Processing	130,377.00	Recreation—Culture		Collected in 1988	89,665.00
Garbage and Trash Disposal	52,909.00	Public Works	20,909.00	Cancelled, Abated or Adjusted 1988	31.00
Public Buildings and Grounds		Buildings and Grounds		Transfers to Tax Title Liens or Foreclosed	
Other Public Works		Library and Education		Balance December 31, 1988	53,886.00
HEALTH and WELFARE		Conservation		TAX TITLE LIENS OUTSTANDING	
Health Services Except Environmental	4,570.00	All Other		Balance January 1, 1988	5,144.00
Welfare-Public Assistance		CAPITAL DEBT AUTHORIZED, DECEMBER 31, 1988		Transfer From Taxes	968.00
Hospitals, Clinics, First Aid		ISSUED AND UNISSUED	GROSS DEBT	REDEEMED IN 1988	
Animal, Insect, & Rodent Control		School	1,874,790	Cancelled, Abated or Adjusted (1988)	41.00
Other Welfare Services		Self-liquidating		Transfers to Foreclosed Property	
RECREATION and CONSERVATION		Other	200,422	Balance December 31, 1988	6,071.00
Beaches and Boardwalks	12,523.00	Total	2,075,212	PROPERTY ACQUIRED BY DEED OR FORECLOSURE	
Parks, Playgrounds, Shade Trees	7,322.00	ISSUED AND OUTSTANDING		Balance January 1, 1988	
Land Reclamation & Conservation	50.00	School	1,874,790.12	Transfers From Taxes or Liens	
Other Recreational Services		Self-Liquidating		Sale for Cash (1988)	
EDUCATION (excluding schools)		Other	195,555.00	Cancelled, Abated or Adjusted (1988)	
Libraries		Total	2,070,345.12	Balance December 31, 1988	
Other Educational Services		EQUALIZED VALUATION BASIS		CURRENT FINANCES DECEMBER 31, 1988	
STATUTORY EXPENDITURES		FOR NET DEBT COMPUTATION	97,242,641	ASSETS	
Pensions & F. I. C. A.	74,601.00	REAL PROPERTY VALUATIONS		Cash Dec. 31, 1988	477,288.00
Employee Fringe Benefits	5,344.00	Code Class # of Parcels % VAL'N	ASSESSED VALUATION	Taxes Receivable	128,460.00
Other Statutory Expenditures		1 Vacant Land 243 8.02	7,504,200.00	Tax Title Liens	6,071.00
CETA And Other Public Employment Programs	1,372,275.00	2 Residential 933 69.17	64,740,650.00	Foreclosed Property	
MUNICIPAL FUNCTIONS		3 Farm 57 3.38	3,162,200.00	Emergencies & Other Deferred Charges	133,779.00
CAPITAL IMPROVEMENTS	* MEMO *	4a Commercial 26 7.79	7,287,500.00	State and Federal Aid Receivable	5,237.00
DEBT SERVICE		4b Industrial 1 .14	126,900.00	Other Receivables	21,042.00
Principal Payments	14,351.00	4c Apartments 5 11.51	10,774,200.00	Total	771,877.00
Interest Payments	7,772.00	Total 1280	93,595,650.00	LIABILITIES, RESERVES, AND SURPLUS	
DEFERRED CHARGES		Land Area 5.63 Sq. Miles		Cash Liabilities	253,831.00
SCHOOL, COUNTY, SPECIAL DISTRICT TAXES	36,036.00	Net Valuation Taxable-Municipal	94,437,052	Reserves for Receivables	155,573.00
RESERVE FOR UNCOLLECTED TAXES	2,332,507.81	Net Valuation Taxable-County	103,426,519	Surplus Dec. 31, 1988	362,473.00
EXPENDITURES		State Equalized Valuation	120,421,893	Total	771,877.00
TOTAL	3,840,337.81	State Equalization Ratio	78.27		

1311
Population 1980 12,703
Population 1988 13,716
S & P Rating
Moody Rating A1

General Tax Rate Per \$100. 3.20
State Equalized Tax Rate 1.54

EATONTOWN BOROUGH - MONMOUTH CO.
Form of Government:
Borough Council
Number of Members on Governing Body - 6

PER CAPITA:
Gross Debt 332.51
Net Debt 717.63
Debt Service 61.47
Total Tax Levy 1,039.33
Municipal Expenditures 578.39
PER CENT:
Gross Debt 1.67
Net Debt 1.44
Tax Levy Collected 97.25
Tax Levy Cancelled, Abated or Adjusted .05

EXPENDITURES		REVENUES-REALIZED		1988 PROPERTY TAX	
GENERAL GOVERNMENT		1988 Property Taxes Collected		STATE EQUALIZED TAX RATE	
Governing Body & Public Boards			13,830,571.76	Local District School Taxes	.38 3,433,773.00
Municipal Clerk			115,213.00	Regional & Consolidated School Tax	.33 3,030,460.24
Financial Administration	91,550.00		237,507.10	School Taxes in Municipal Budget	
Assessment of Taxes	71,004.00		250,471.63	County Taxes	.34 3,051,204.55
Collection of Taxes	46,225.00		803,151.00	County Library Taxes	.01 115,915.13
Planning, Housing & Development	113,220.00			Local Municipal Purpose Taxes	.48 4,367,256.24
Human Resources	60,633.00			Veteran & Senior Citizen Taxes	
Elections	3,150.00			Total Taxes for Rate Computation	1.54 14,051,009.21
General Administration (other)	672,448.00			Special District Taxes	
JUDICIARY				Bank Corp. Taxes	34,259.30
Municipal Courts	112,596.32			Added and Omitted Taxes	223,255.90
PUBLIC SAFETY				Total Taxes Levied - ABSTRACT	14,256,124.91
Fire Protection	180,632.32			Total Taxes Billed	14,221,365.11
Police Protection	1,586,539.53			1988 TAXES COLLECTED	13,830,571.76
Civil Defense & Disaster Control	3,500.00			1988 Taxes Cancelled, Abated or Adjusted	6,405.69
Environmental Inspection & Control	99,866.00			Transfer to Tax Title Liens or Foreclosed	2,100.62
Other Public Safety				Balance Outstanding Dec. 31, 1988	382,779.04
PUBLIC WORKS				PRIOR YEARS TAXES OUTSTANDING	
Streets and Drainage	746,857.84			Balance January 1, 1988	233,382.14
Sewers and Sewage Processing	144,426.00			Collected in 1988	229,428.67
Garbage and Trash Disposal				Cancelled, Abated or Adjusted 1988	
Public Buildings and Grounds	301,986.00			Transfers to Tax Title Liens or Foreclosed	4,447.71
Other Public Works	53,527.85			Balance December 31, 1988	5.76
HEALTH and WELFARE				TAX TITLE LIENS OUTSTANDING	
Health Services Except Environmental	71,714.00			Balance January 1, 1988	18,347.32
Welfare-Public Assistance	17,168.00			Transfer From Taxes	7,004.04
Hospitals, Clinics, First Aid				Redeemed in 1988	3,078.43
Animal, Insect, & Rodent Control	2,500.00			Cancelled, Abated or Adjusted (1988)	7,249.26
Other Welfare Services				Transfers to Foreclosed Property	
RECREATION and CONSERVATION				Balance December 31, 1988	10,023.67
Beaches and Boardwalks				PROPERTY ACQUIRED BY DEED OR FORECLOSURE	
Parks, Playgrounds, Shade Trees	64,930.85			Balance January 1, 1988	290,510.00
Land Reclamation & Conservation	333,596.00			Transfers From Taxes or Liens	
Other Recreational Services	497,091.15			Safe for Cash (1988)	
EDUCATION (excluding schools)				Cancelled, Abated or Adjusted (1988)	
Libraries	32,895.00			Balance December 31, 1988	290,510.00
Other Educational Services				CURRENT FINANCES DECEMBER 31, 1988	
STATUTORY EXPENDITURES				ASSETS	
Pensions & F. I. C. A.	451,460.79			Cash Dec. 31, 1988	3,529,297.33
Employee Fringe Benefits	385,000.00			Taxes Receivable	382,784.80
Other Statutory Expenditures	2,000.00			Tax Title Liens	10,023.67
CETA And Other Public Employment Programs				Foreclosed Property	290,510.00
MUNICIPAL FUNCTIONS TOTAL	6,146,667.65			Emergencies & Other Deferred Charges	1,560.00
CAPITAL IMPROVEMENTS *MEMO*	100,000.00			State and Federal Aid Receivable	65,737.20
DEBT SERVICE				Other Receivables	37,324.63
Principal Payments	385,956.00			Total	4,317,238.13
Interest Payments	457,126.18			LIABILITIES, RESERVES, AND SURPLUS	
DEFERRED CHARGES				Cash Liabilities	1,069,371.49
SCHOOL, COUNTY, SPECIAL DISTRICT TAXES	28,282.72			Reserves for Receivables	720,743.10
RESERVE FOR UNCOLLECTED TAXES	9,631,352.97			Surplus Dec. 31, 1988	2,527,123.54
EXPENDITURES TOTAL	17,564,577.65			Total	4,317,238.13
		REVENUES-REALIZED			
		1988 Property Taxes Collected			
		13,830,571.76			
		115,213.00			
		237,507.10			
		250,471.63			
		803,151.00			
		212,972.65			
		2,347.41			
		1,139,627.46			
		16,641,862.06			
		1,420,000.00			
		18,061,862.06			
		915,192.13			
		1,244,433.93			
		1,633,693.54			
		560,740.44			
		9,843,697			
		11,418,697			
		1,575,000.00			
		7,753,647.00			
		9,328,647.00			
		685,138,606			
		17,042,700.00			
		141,124,500.00			
		246,000.00			
		178,643,800.00			
		41,033,800.00			
		52,597,600.00			
		430,688,400.00			
		437,242,310			
		734,538,597			
		901,211,991			
		48.14			

Population 1980 4,623
 Population 1988 4,743
 S & P Rating
 Moody Rating BAA1

General Tax Rate Per \$100.

1.11

State Equalized Tax Rate

1.06

EDGEWATER BOROUGH – BERGEN COUNTY

Form of Government:

Borough Council

Number of Members on Governing Body – 6

PER CAPITA:

Gross Debt 258.33
 Net Debt 257.59
 Debt Service 48.02
 Total Tax Levy 1,410.45
 Municipal Expenditures 1,395.30

PER CENT:

Gross Debt .25
 Net Debt .25
 Tax Levy Collected 93.60
 Tax Levy Cancelled, Abated or Adjusted .74

EXPENDITURES		REVENUES-REALIZED		1988 PROPERTY TAX	
GENERAL GOVERNMENT				STATE EQUALIZED TAX RATE → .30	
Governing Body & Public Boards	23,000.00	1988 Property Taxes Collected 6,293,228.90		Local District School Taxes	1,865,545.00
Municipal Clerk		1988 Payments in Lieu of Taxes		Regional & Consolidated School Tax	
Financial Administration	46,000.00	Delinquent Tax & Lien Collections 210,969.59		School Taxes in Municipal Budget	
Assessment of Taxes	44,637.78	Business Personalty Replacement Taxes 767,547.00		County Taxes	1,279,243.85
Collection of Taxes	56,006.39	Taxes from Public Utilities 284,552.00		County Library Taxes	
Planning, Housing & Development	34,653.56	Other Miscellaneous Tax Revenues		Local Municipal Purpose Taxes	3,470,164.65
Human Resources	68,545.30	State Aid Revenues 90,714.91		Veteran & Senior Citizen Taxes	26,050.00
Elections	2,000.00	Federal Aid Revenues		Total Taxes for Rate Computation	6,641,003.50
General Administration (other)	603,238.70	State and Local Fiscal Assistance Act Utilized 124.07		Special District Taxes	
JUDICIARY		Sale of Acquired Property		Bank Corp. Taxes	
Municipal Courts	64,527.12	Other Miscellaneous Revenues		Added and Omitted Taxes	74,789.88
PUBLIC SAFETY		Prior Years Surplus Appropriated 700,000.00		Total Taxes Levied - ABSTRACT	6,689,743.38
Fire Protection	711,325.52	REVENUES TOTAL 9,697,450.69		Total Taxes Billed	6,723,664.58
Police Protection	1,166,593.21	Reserve For Uncollected Taxes 422,638.46		1988 TAXES COLLECTED	6,293,228.90
Civil Defense & Disaster Control	412.00	CAPITAL OUTLAY TOTAL 532,877.50		1988 Taxes Cancelled, Abated or Adjusted	49,754.00
Environmental Inspection & Control	167,715.62	Public Enterprises		Transfer to Tax Title Liens or Foreclosed	482.24
Other Public Safety		Recreation—Culture 69,000.00		Balance Outstanding Dec. 31, 1988	380,199.44
PUBLIC WORKS		Public Works 145,740.97		PRIOR YEARS TAXES OUTSTANDING	
Streets and Drainage	645,807.43	Buildings and Grounds 318,136.53		Balance January 1, 1988	255,764.50
Sewers and Sewage Processing	370,000.00	Library and Education		Collected in 1988	208,866.71
Garbage and Trash Disposal	450,000.00	Conservation		Cancelled, Abated or Adjusted 1988	
Public Buildings and Grounds	131,751.63	All Other		Transfers to Tax Title Liens or Foreclosed	
Other Public Works		CAPITAL DEBT AUTHORIZED, DECEMBER 31, 1988		Balance December 31, 1988	46,897.79
HEALTH and WELFARE		ISSUED AND UNISSUED GROSS DEBT NET DEBT		TAX TITLE LIENS OUTSTANDING	
Health Services Except Environmental	51,238.00	School		Balance January 1, 1988	13,829.61
Welfare-Public Assistance	36,334.34	Self-liquidating		Transfer From Taxes	482.24
Hospitals, Clinics, First Aid		Other		Redeemed in 1988	2,102.88
Animal, Insect, & Rodent Control	4,000.00	Total		Cancelled, Abated or Adjusted (1988)	
Other Welfare Services		ISSUED AND OUTSTANDING		Transfers to Foreclosed Property	
RECREATION and CONSERVATION		School		Balance December 31, 1988	12,208.97
Beaches and Boardwalks		Self-Liquidating		PROPERTY ACQUIRED BY DEED OR	
Parks, Playgrounds, Shade Trees	7,000.00	Other		FORECLOSURE	
Land Reclamation & Conservation	1,500.00	Total		Balance January 1, 1988	382,175.00
Other Recreational Services	94,102.07	EQUALIZED VALUATION BASIS		Transfers From Taxes or Liens	
EDUCATION (excluding schools)		FOR NET DEBT COMPUTATION		Sale for Cash (1988)	
Libraries	100,648.00	REAL PROPERTY VALUATIONS		Cancelled, Abated or Adjusted (1988)	
Other Educational Services		Code Class # of Parcels % VAL'N ASSESSED VALUATION		Balance December 31, 1988	382,175.00
STATUTORY EXPENDITURES		1 Vacant Land 201 11.44 68,730,100.00		CURRENT FINANCES DECEMBER 31, 1988	
Pensions & F. I. C. A.	601,053.94	2 Residential 1370 49.24 295,789,200.00		ASSETS	
Employee Fringe Benefits	187,050.00	3 Farm		Cash Dec. 31, 1988	3,986,433.37
Other Statutory Expenditures	16,000.00	4a Commercial 75 12.26 73,625,900.00		Taxes Receivable	427,097.23
CETA And Other Public Employment Programs		4b Industrial 33 20.01 120,202,900.00		Tax Title Liens	12,208.97
MUNICIPAL FUNCTIONS TOTAL	5,635,810.66	4c Apartments 42 7.05 42,323,100.00		Foreclosed Property	382,175.00
CAPITAL IMPROVEMENTS *MEMO*	110,000.00	Total 1721 600,671,200.00		Emergencies & Other Deferred Charges	466,161.84
DEBT SERVICE		Land Area .70 Sq. Miles		State and Federal Aid Receivable	212.00
Principal Payments	152,500.00	Net Valuation Taxable-Municipal 601,344,568		Other Receivables	266,675.64
Interest Payments	75,242.19	Net Valuation Taxable-County 508,086,233		Total	5,540,964.05
DEFERRED CHARGES	281,700.90	State Equalized Valuation 629,977,925		LIABILITIES, RESERVES, AND SURPLUS	
SCHOOL, COUNTY, SPECIAL DISTRICT TAXES	3,144,788.85	State Equalization Ratio 95.45		Cash Liabilities	3,270,245.80
RESERVE FOR UNCOLLECTED TAXES	422,638.46			Reserves for Receivables	1,088,156.84
EXPENDITURES TOTAL	9,762,631.06			Surplus Dec. 31, 1988	1,182,561.41
				Total	5,540,964.05

0312

Population 1980 9,273

Population 1988 9,117

S & P Rating

Moody Rating A

General Tax Rate Per \$100.

3.03

State Equalized Tax Rate

2.22

EDGEWATER PARK TWP. - BURLINGTON CO.

Form of Government:

Township Committee

Number of Members on Governing Body - 5

PER CAPITA:

Grass Debt 232.69

Net Debt 120.26

Debt Service 39.38

Total Tax Levy 591.03

Municipal Expenditures 266.60

PER CENT:

Grass Debt 1.06

Net Debt .55

Tax Levy Collected 97.48

Tax Levy Cancelled, Abated

or Adjusted

EXPENDITURES		REVENUES-REALIZED		1988 PROPERTY TAX	
GENERAL GOVERNMENT		1988 Property Taxes Collected		STATE EQUALIZED TAX RATE 1.17	
Governing Body & Public Boards		1988 Payments in Lieu of Taxes	5,253,337.54	Local District School Taxes	2,724,728.25
Municipal Clerk	25,860.00	Delinquent Tax & Lien Collections	140,838.50	Regional & Consolidated School Tax	
Financial Administration	12,032.00	Business Personalty Replacement Taxes	99,527.32	School Taxes in Municipal Budget	
Assessment of Taxes	31,700.00	Taxes from Public Utilities	421,544.00	County Taxes	.51 1,179,367.14
Collection of Taxes	10,039.00	Other Miscellaneous Tax Revenues	168,575.26	County Library Taxes	.03 66,916.32
Planning, Housing & Development	28,779.19	State Aid Revenues	690.00	Local Municipal Purpose Taxes	.52 1,221,089.00
Human Resources	295,830.00	Federal Aid Revenues	690.00	Veteran & Senior Citizen Taxes	60,850.00
Elections		State and Local Fiscal Assistance Act Utilized	690.00	Total Taxes for Rate Computation	2.23 5,252,950.71
General Administration (other)		Sale of Acquired Property	279,608.40	Special District Taxes	174,574.00
JUDICIARY		Other Miscellaneous Revenues	279,608.40	Bank Corp. Taxes	1,142.78
Municipal Courts	51,270.00			Added and Omitted Taxes	20,616.25
PUBLIC SAFETY		Prior Years Surplus Appropriated	230,000.00	Total Taxes Levied - ABSTRACT	5,388,433.74
Fire Protection	1,810.00	REVENUES TOTAL	6,644,171.02	Total Taxes Billed	5,389,075.01
Police Protection	542,490.00	Reserve For Uncollected Taxes	328,802.48	1988 TAXES COLLECTED	5,253,337.54
Civil Defense & Disaster Control	1,900.00			1988 Taxes Cancelled, Abated or Adjusted	
Environmental Inspection & Control	33,898.00	CAPITAL OUTLAY TOTAL	19,021.29	Transfer to Tax Title Liens or Foreclosed	13,222.35
Other Public Safety		Public Enterprises		Balance Outstanding Dec. 31, 1988	122,515.12
PUBLIC WORKS		Recreation—Culture		PRIOR YEARS TAXES OUTSTANDING	
Streets and Drainage	243,650.00	Public Works		Balance January 1, 1988	144,522.36
Sewers and Sewage Processing	200,800.00	Buildings and Grounds	19,021.29	Collected in 1988	140,388.50
Garbage and Trash Disposal	31,324.00	Library and Education		Cancelled, Abated or Adjusted 1988	10.75
Public Buildings and Grounds		Conservation		Transfers to Tax Title Liens or Foreclosed	
Other Public Works		All Other		Balance December 31, 1988	3,523.11
HEALTH and WELFARE				TAX TITLE LIENS OUTSTANDING	
Health Services Except Environmental	3,575.00			Balance January 1, 1988	31,380.42
Welfare-Public Assistance	7,200.00	CAPITAL DEBT AUTHORIZED, DECEMBER 31, 1988		Transfer From Taxes	13,222.35
Hospitals, Clinics, First Aid		ISSUED AND UNISSUED		Redeemed in 1988	
Animal, Insect, & Rodent Control		School	1,025,000	Cancelled, Abated or Adjusted (1988)	
Other Welfare Services		Self-liquidating	1,096,440	Transfers to Foreclosed Property	
RECREATION and CONSERVATION		Other	1,096,440	Balance December 31, 1988	45,102.77
Beaches and Boardwalks	1,200.00	Total	2,121,440	PROPERTY ACQUIRED BY DEED OR	
Parks, Playgrounds, Shade Trees	11,100.00			FORECLOSURE	
Land Reclamation & Conservation	8,925.00	ISSUED AND OUTSTANDING		Balance January 1, 1988	9,300.00
Other Recreational Services	1,500.00	School	880,000.00	Transfers From Taxes or Liens	
EDUCATION (excluding schools)		Self-liquidating	932,440.62	Sale for Cash (1988)	
Libraries		Other	1,352,440.62	Cancelled, Abated or Adjusted (1988)	
Other Educational Services		Total		Balance December 31, 1988	9,300.00
STATUTORY EXPENDITURES		EQUALIZED VALUATION BASIS		CURRENT FINANCES DECEMBER 31, 1988	
Pensions & F. I. C. A.	107,268.22	FOR NET DEBT COMPUTATION	200,605,346	ASSETS	
Employee Fringe Benefits	71,000.00	REAL PROPERTY VALUATIONS		Cash Dec. 31, 1988	1,303,194.43
Other Statutory Expenditures	3,200.00	Code Class # of Parcels % VAL'N		Taxes Receivable	126,138.23
CETA And Other Public Employment Programs		1 Vacant Land 94 1.47	2,510,500.00	Tax Title Liens	45,102.77
MUNICIPAL FUNCTIONS TOTAL	1,731,400.41	2 Residential 2162 74.10	125,235,064.00	Foreclosed Property	9,300.00
CAPITAL IMPROVEMENTS *MEMO*	5,000.00	3 Farm 20 .32	543,700.00	Emergencies & Other Deferred Charges	11,000.00
DEBT SERVICE		4a Commercial 59 13.19	22,478,500.00	State and Federal Aid Receivable	
Principal Payments	243,952.18	4b Industrial 10 1.95	3,314,600.00	Other Receivables	14,237.28
Interest Payments	115,061.15	4c Apartments 5 8.97	15,232,400.00	Total	1,508,972.71
DEFERRED CHARGES	11,835.53	Total 2350	170,354,764.00	LIABILITIES, RESERVES, AND SURPLUS	
SCHOOL, COUNTY, SPECIAL DISTRICT TAXES	4,145,535.71	Land Area 2.36 Sq. Miles		Cash Liabilities	552,457.35
RESERVE FOR UNCOLLECTED TAXES	328,802.48	Net Valuation Taxable-Municipal	171,297,343	Reserves for Receivables	194,778.28
EXPENDITURES TOTAL	6,576,697.45	Net Valuation Taxable-County	199,985,177	Surplus Dec. 31, 1988	761,737.08
		State Equalized Valuation	232,973,936	Total	1,508,972.71
		State Equalization Ratio	73.42		

1205
 Population 1980 70,193
 Population 1988 85,500
 S & P Rating AA
 Moody Rating AA

General Tax Rate Per \$100. 1.28
 State Equalized Tax Rate 1.35

EDISON TOWNSHIP - MIDDLESEX COUNTY
Form of Government:
Mayor-Council Plan E (OMCL 50)
Number of Members on Governing Body - 7

PER CAPITA:
 Gross Debt 1,009.87
 Net Debt 410.84
 Debt Service 90.59
 Total Tax Levy 1,140.96
 Municipal Expenditures 625.78

PER CENT:
 Gross Debt 1.66
 Net Debt .68
 Tax Levy Collected 97.76
 Tax Levy Cancelled, Abated or Adjusted .52

EXPENDITURES		REVENUES-REALIZED		1988 PROPERTY TAX	
GENERAL GOVERNMENT				STATE EQUALIZED TAX RATE	
Governing Body & Public Boards	93,000.12	1988 Property Taxes Collected	95,639,509.15	Local District School Taxes	.80 54,715,856.00
Municipal Clerk	171,124.72	1988 Payments in Lieu of Taxes	36,382.00	Regional & Consolidated School Tax	
Financial Administration	414,550.78	Delinquent Tax & Lien Collections	2,123,253.77	School Taxes in Municipal Budget	.05 3,264,986.00
Assessment of Taxes	383,792.13	Business Personalty Replacement Taxes	1,328,231.00	County Taxes	.37 25,480,699.97
Collection of Taxes	213,245.41	Taxes from Public Utilities	15,314,669.00	County Library Taxes	
Planning, Housing & Development	331,372.68	Other Miscellaneous Tax Revenues		Local Municipal Purpose Taxes	.12 8,400,000.00
Human Resources	317,590.19	State Aid Revenues	740,229.52	Veteran & Senior Citizen Taxes	556,650.00
Elections		Federal Aid Revenues		Total Taxes for Rate Computation	1.34 92,418,191.97
General Administration (other)	3,201,953.70	State and Local Fiscal Assistance Act Utilized	9,912.00	Special District Taxes	4,361,747.43
JUDICIARY		Sole of Acquired Property	5,952,135.62	Bank Corp. Taxes	217,800.44
Municipal Courts	283,082.72	Other Miscellaneous Revenues	20,461,648.09	Added and Omitted Taxes	1,111,033.99
PUBLIC SAFETY		Total	141,605,970.15	Total Taxes Levied - ABSTRACT	97,552,123.83
Fire Protection	5,861,429.49	Prior Years Surplus Appropriated	3,500,000.00	Total Taxes Billed	97,830,965.77
Police Protection	9,432,805.04	REVENUES	TOTAL 145,105,970.15	1988 TAXES COLLECTED	95,639,509.15
Civil Defense & Disaster Control	5,300.00	Reserve For Uncollected Taxes	3,375,000.00	1988 Taxes Cancelled, Abated or Adjusted	505,840.63
Environmental Inspection & Control	662,369.23	CAPITAL OUTLAY	TOTAL 6,623,511.62	Transfer to Tax Title Liens or Foreclosed	38,925.65
Other Public Safety				Balance Outstanding Dec. 31, 1988	1,646,690.34
PUBLIC WORKS		Public Enterprises	1,256,099.08	PRIOR YEARS TAXES OUTSTANDING	
Streets and Drainage	2,094,971.58	Recreation—Culture	59,419.35	Balance January 1, 1988	2,290,437.95
Sewers and Sewage Processing	3,152,761.65	Public Works	3,205,356.40	Collected in 1988	2,050,644.27
Gorboge and Trosh Disposol	1,198,395.23	Buildings and Grounds	1,096,340.59	Cancelled, Abated or Adjusted 1988	
Public Buildings and Grounds	501,774.11	Library and Education	1,006,296.20	Transfers to Tax Title Liens or Foreclosed	
Other Public Works	153,000.00	Conservation		Balance December 31, 1988	239,793.68
HEALTH and WELFARE		All Other		TAX TITLE LIENS OUTSTANDING	
Health Services Except Environmental	677,176.38	CAPITAL DEBT AUTHORIZED, DECEMBER 31, 1988		Balance January 1, 1988	168,337.76
Welfare-Public Assistance	80,000.00	ISSUED AND UNISSUED	GROSS DEBT	Transfer From Taxes	38,925.65
Hospitals, Clinics, First Aid	14,000.00	School	38,367,000	Redeemed in 1988	72,609.50
Animal, Insect, & Rodent Control		Self-liquidating	2,061,000	Cancelled, Abated or Adjusted (1988)	
Other Welfare Services	36,752.71	Other	45,915,985	Transfers to Foreclosed Property	
RECREATION and CONSERVATION		Total	86,343,985	Balance December 31, 1988	134,653.91
Beaches and Boardwalks		ISSUED AND OUTSTANDING		PROPERTY ACQUIRED BY DEED OR FORECLOSURE	
Parks, Playgrounds, Shade Trees	1,261,446.24	School	25,153,000.00	Balance January 1, 1988	13,912,234.05
Land Reclamation & Conservation	250.00	Self-Liquidating	1,735,000.00	Transfers From Taxes or Liens	
Other Recreational Services	766,047.44	Other	39,275,000.00	Sale for Cash (1988)	
EDUCATION (excluding schools)		Total	66,163,000.00	Cancelled, Abated or Adjusted (1988)	13,642,000.00
Libraries	1,387,437.21	EQUALIZED VALUATION BASIS	FOR NET DEBT COMPUTATION	Balance December 31, 1988	270,234.05
Other Educational Services		REAL PROPERTY VALUATIONS		CURRENT FINANCES DECEMBER 31, 1988	
STATUTORY EXPENDITURES		Code Class # of Parcels % VAL'N	ASSESSED VALUATION	ASSETS	
Pensions & F. I. C. A.	3,204,529.83	1 Vacant Land 2093 4.16	299,772,500.00	Cash Dec. 31, 1988	19,946,078.42
Employee Fringe Benefits	3,625,000.00	2 Residential 21506 56.63	4,076,664,200.00	Taxes Receivable	1,886,484.02
Other Statutory Expenditures	61,000.00	3 Form 16 .03	1,994,600.00	Tax Title Liens	134,653.91
CETA And Other Public Employment Programs		4a Commercial 702 12.29	884,704,000.00	Foreclosed Property	270,234.05
MUNICIPAL FUNCTIONS	TOTAL 39,601,228.69	4b Industrial 309 20.35	1,464,672,900.00	Emergencies & Other Deferred Charges	1,141,169.73
CAPITAL IMPROVEMENTS	*MEMO* 100,000.00	4c Apartments 87 6.54	470,444,200.00	State and Federal Aid Receivable	39,491.19
DEBT SERVICE		Total 24713	7,198,252,400.00	Other Receivables	609,645.18
Principal Payments	4,175,000.00	Land Area 30.65 Sq. Miles		Total	24,027,756.50
Interest Payments	3,570,357.00	Net Valuation Taxable-Municipal	7,230,430,352	LIABILITIES, RESERVES, AND SURPLUS	
TYPE I SCHL DEBT *MEMO	3,391,074.00	Net Valuation Taxable-County	6,346,278,206	Cash Liabilities	10,637,719.96
DEFERRED CHARGES	2,782,759.21	State Equalized Valuation	6,872,672,488	Reserves for Receivables	2,833,459.23
SCHOOL, COUNTY, SPECIAL DISTRICT TAXES	87,823,289.40	State Equalization Ratio	105.23	Surplus Dec. 31, 1988	10,556,577.31
RESERVE FOR UNCOLLECTED TAXES	3,375,000.00			Total	24,027,756.50
EXPENDITURES	TOTAL 141,327,634.30				

* ABOVE DEBT SERVICE INCLUDES TYPE I SCHOOL DEBT

0107

Population 1980 4,618
 Population 1988 4,676
 S & P Rating
 Moody Rating

General Tax Rate Per \$100. 2.84
 State Equalized Tax Rate 3.25

EGG HARBOR CITY - ATLANTIC COUNTY

Form of Government:

Special Charter (P.L. 1858 c. 152)

Number of Members on Governing Body - 9

PER CAPITA:

Gross Debt 1,392.24
 Net Debt 196.96
 Debt Service 29.73
 Total Tax Levy 752.23
 Municipal Expenditures 511.51

PER CENT:

Gross Debt 7.00
 Net Debt .99
 Tax Levy Collected 92.00
 Tax Levy Cancelled, Abated or Adjusted 1.01

EXPENDITURES		REVENUES-REALIZED		1988 PROPERTY TAX	
GENERAL GOVERNMENT		1988 Property Taxes Collected		STATE EQUALIZED TAX RATE	
Governing Body & Public Boards		1988 Payments in Lieu of Taxes	3,226,611.00	Local District School Taxes	.96
Municipal Clerk		Delinquent Tax & Lien Collections	178,840.00	Regional & Consolidated School Tax	.75
Financial Administration	38,073.00	Business Personalty Replacement Taxes	62,001.00	School Taxes in Municipal Budget	
Assessment of Taxes	36,260.00	Taxes from Public Utilities	256,534.00	County Taxes	.44 *
Collection of Taxes	22,200.00	Other Miscellaneous Tax Revenues		County Library Taxes	.03
Planning, Housing & Development	10,955.00	State Aid Revenues	152,399.00	Local Municipal Purpose Taxes	1.07
Human Resources	14,638.00	Federal Aid Revenues		Veteran & Senior Citizen Taxes	
Elections	3,030.00	State and Local Fiscal Assistance Act Utilized		Total Taxes for Rate Computation	3.25
General Administration (other)	207,100.00	Sale of Acquired Property	606,739.00	Special District Taxes	
JUDICIARY		Other Miscellaneous Revenues	606,739.00	Bank Corp. Taxes	12,451.00
Municipal Courts	41,330.00			Added and Omitted Taxes	35,395.00
PUBLIC SAFETY		Prior Years Surplus Appropriated	4,433,174.00	Total Taxes Levied - ABSTRACT	3,517,434.46
Fire Protection	32,548.00	REVENUES TOTAL	4,433,174.00	Total Taxes Billed	3,507,315.00
Police Protection	569,729.00	Reserve For Uncollected Taxes	254,967.00	1988 TAXES COLLECTED	3,226,611.00
Civil Defense & Disaster Control	450.00	CAPITAL OUTLAY TOTAL	273,675.00	1988 Taxes Cancelled, Abated or Adjusted	35,272.00
Environmental Inspection & Control	31,400.00	Public Enterprises	262,056.00	Transfer to Tax Title Liens or Foreclosed	26,074.00
Other Public Safety		Recreation—Culture		Balance Outstanding Dec. 31, 1988	219,053.00
PUBLIC WORKS		Public Works	11,619.00	PRIOR YEARS TAXES OUTSTANDING	
Streets and Drainage	224,100.00	Buildings and Grounds		Balance January 1, 1988	195,359.00
Sewers and Sewage Processing		Library and Education		Collected in 1988	165,325.00
Garbage and Trash Disposal	300,300.00	Conservation		Cancelled, Abated or Adjusted 1988	
Public Buildings and Grounds	112,000.00	All Other		Transfers to Tax Title Liens or Foreclosed	3,336.00
Other Public Works				Balance December 31, 1988	26,698.00
HEALTH and WELFARE				TAX TITLE LIENS OUTSTANDING	
Health Services Except Environmental				Balance January 1, 1988	221,990.00
Welfare-Public Assistance	3,300.00			Transfer From Taxes	30,529.00
Hospitals, Clinics, First Aid				Redeemed in 1988	13,515.00
Animal, Insect, & Rodent Control	9,000.00			Cancelled, Abated or Adjusted (1988)	
Other Welfare Services				Transfers to Foreclosed Property	5,336.00
RECREATION and CONSERVATION				Balance December 31, 1988	233,668.00
Beaches and Boardwalks				PROPERTY ACQUIRED BY DEED OR	
Parks, Playgrounds, Shade Trees	21,770.00			FORECLOSURE	
Land Reclamation & Conservation				Balance January 1, 1988	131,101.00
Other Recreational Services	11,400.00			Transfers From Taxes or Liens	5,336.00
EDUCATION (excluding schools)				Sale for Cash (1988)	24,090.00
Libraries				Cancelled, Abated or Adjusted (1988)	
Other Educational Services				Balance December 31, 1988	112,347.00
STATUTORY EXPENDITURES				CURRENT FINANCES DECEMBER 31, 1988	
Pensions & F. I. C. A.	97,214.00			ASSETS	
Employee Fringe Benefits	117,227.00			Cash Dec. 31, 1988	648,641.00
Other Statutory Expenditures	8,000.00			Taxes Receivable	245,756.00
CETA And Other Public Employment Programs				Tax Title Liens	233,668.00
MUNICIPAL FUNCTIONS TOTAL	1,912,124.00			Foreclosed Property	112,347.00
CAPITAL IMPROVEMENTS *MEMO*				Emergencies & Other Deferred Charges	49,184.00
DEBT SERVICE				State and Federal Aid Receivable	
Principal Payments	81,000.00			Other Receivables	107,941.00
Interest Payments	58,270.00			Total	1,397,537.00
DEFERRED CHARGES	85,439.00			LIABILITIES, RESERVES, AND SURPLUS	
SCHOOL, COUNTY, SPECIAL DISTRICT TAXES	2,330,352.46			Cash Liabilities	529,469.00
RESERVE FOR UNCOLLECTED TAXES	254,967.00			Reserves for Receivables	672,728.00
EXPENDITURES TOTAL	4,722,152.46			Surplus Dec. 31, 1988	195,340.00
				Total	1,397,537.00

Population 1980 19,331
 Population 1988 23,485
 S & P Rating
 Moody Rating AAA

General Tax Rate Per \$100.

2.37

State Equalized Tax Rate

1.98

EGG HARBOR TOWNSHIP - ATLANTIC CO.

Form of Government:

Township Committee

Number of Members on Governing Body - 5

PER CAPITA:

Gross Debt 601.85
 Net Debt 97.31
 Debt Service 12.64
 Total Tax Levy 894.16
 Municipal Expenditures 498.78

PER CENT:

Gross Debt 1.64
 Net Debt .27
 Tax Levy Collected 88.71
 Tax Levy Cancelled, Abated or Adjusted .10

EXPENDITURES		REVENUES-REALIZED		1988 PROPERTY TAX	
GENERAL GOVERNMENT				STATE EQUALIZED TAX RATE \rightarrow 1.19	
Governing Body & Public Boards	42,931.00	1988 Property Taxes Collected	17,701,283.00	Local District School Taxes	12,060,870.50
Municipal Clerk	130,055.00	1988 Payments in Lieu of Taxes		Regional & Consolidated School Tax	
Financial Administration	153,307.00	Delinquent Tax & Lien Collections	1,207,587.00	School Taxes in Municipal Budget	
Assessment of Taxes	72,310.00	Business Personalty Replacement Taxes	115,564.00	County Taxes	.43 *
Collection of Taxes	123,555.00	Taxes from Public Utilities	3,794,076.00	County Library Taxes	.03
Planning, Housing & Development	130,475.00	Other Miscellaneous Tax Revenues		Local Municipal Purpose Taxes	.33
Human Resources	132,123.00	State Aid Revenues	212,152.00	Veteran & Senior Citizen Taxes	
Elections	10,475.00	Federal Aid Revenues		Total Taxes for Rate Computation	1.98
General Administration (other)	1,249,177.00	State and Local Fiscal Assistance Act Utilized		Special District Taxes	
JUDICIARY		Sale of Acquired Property	103,723.00	Bank Corp. Taxes	11,145.00
Municipal Courts	211,790.00	Other Miscellaneous Revenues	2,053,728.00	Added and Omitted Taxes	1,009,644.00
PUBLIC SAFETY		Total	25,138,113.00	Total Taxes Levied - ABSTRACT	20,999,284.30
Fire Protection	312,545.00	Prior Years Surplus Appropriated	1,320,000.00	Total Taxes Billed	19,954,734.00
Police Protection	3,040,537.00	REVENUES TOTAL	26,508,113.00	1988 TAXES COLLECTED	17,701,283.00
Civil Defense & Disaster Control	8,650.00	Reserve For Uncollected Taxes	1,932,937.00	1988 Taxes Cancelled, Abated or Adjusted	20,901.00
Environmental Inspection & Control	401,025.00	CAPITAL OUTLAY TOTAL	307,256.00	Transfer to Tax Title Liens or Foreclosed	95,002.00
Other Public Safety				Balance Outstanding Dec. 31, 1988	2,137,548.00
PUBLIC WORKS				PRIOR YEARS TAXES OUTSTANDING	
Streets and Drainage	742,893.00	Public Enterprises		Balance January 1, 1988	1,353,649.00
Sewers and Sewage Processing	16,600.00	Recreation—Culture		Collected in 1988	1,153,004.00
Garbage and Trash Disposal	850,310.00	Public Works	739,897.00	Cancelled, Abated or Adjusted 1988	
Public Buildings and Grounds	275,990.00	Buildings and Grounds	17,359.00	Transfers to Tax Title Liens or Foreclosed	140,009.00
Other Public Works		Library and Education		Balance December 31, 1988	60,636.00
HEALTH and WELFARE		Conservation		TAX TITLE LIENS OUTSTANDING	
Health Services Except Environmental	15,000.00	All Other		Balance January 1, 1988	226,805.00
Welfare-Public Assistance	53,590.00	CAPITAL DEBT AUTHORIZED, DECEMBER 31, 1988		Transfer From Taxes	267,560.00
Hospitals, Clinics, First Aid		ISSUED AND UNISSUED		Redeemed in 1988	54,583.00
Animal, Insect, & Rodent Control	34,600.00	GROSS DEBT	11,849,000	Cancelled, Abated or Adjusted (1988)	
Other Welfare Services		School		Transfers to Foreclosed Property	
RECREATION and CONSERVATION		Self-liquidating	2,285,345	Balance December 31, 1988	439,782.00
Beaches and Boardwalks		Other		PROPERTY ACQUIRED BY DEED OR FORECLOSURE	
Parks, Playgrounds, Shade Trees	148,500.00	Total	14,134,345	Balance January 1, 1988	1,577,975.00
Land Reclamation & Conservation		ISSUED AND OUTSTANDING		Transfers From Taxes or Liens	
Other Recreational Services	2,500.00	School	11,849,000.00	Sale for Cash (1988)	103,723.00
EDUCATION (excluding schools)		Self-Liquidating	2,280,420.00	Cancelled, Abated or Adjusted (1988)	
Libraries		Other		Balance December 31, 1988	1,474,252.00
Other Educational Services		Total	14,129,420.00	CURRENT FINANCES DECEMBER 31, 1988	
STATUTORY EXPENDITURES		EQUALIZED VALUATION BASIS		ASSETS	
Pensions & F. I. C. A.	799,401.00	FOR NET DEBT COMPUTATION	861,561,250	Cash Dec. 31, 1988	4,735,654.00
Employee Fringe Benefits	453,893.00	REAL PROPERTY VALUATIONS		Taxes Receivable	2,198,184.00
Other Statutory Expenditures	43,135.00	Code Class # of Parcels % VAL'N		Tax Title Liens	439,782.00
CETA And Other Public Employment Programs		1 Vacant Land 6800 14.49	120,480,000.00	Foreclosed Property	1,474,252.00
MUNICIPAL FUNCTIONS TOTAL	9,460,877.00	2 Residential 6464 52.46	436,148,500.00	Emergencies & Other Deferred Charges	75,283.00
CAPITAL IMPROVEMENTS *MEMO*		3 Farm 87 .35	2,970,300.00	State and Federal Aid Receivable	27,961.00
DEBT SERVICE		4a Commercial 431 31.87	264,937,400.00	Other Receivables	213,195.00
Principal Payments	115,000.00	4b Industrial		Total	9,164,311.00
Interest Payments	181,915.00	4c Apartments 16 .33	6,899,000.00	LIABILITIES, RESERVES, AND SURPLUS	
DEFERRED CHARGES	23,202.00	Total 13798	831,435,200.00	Cash Liabilities	3,473,831.00
SCHOOL, COUNTY, SPECIAL DISTRICT TAXES	16,663,602.30	Land Area 67.94 Sq. Miles		Reserves for Receivables	4,126,087.00
RESERVE FOR UNCOLLECTED TAXES	1,932,937.00	Net Valuation Taxable-Municipal	842,753,201	Surplus Dec. 31, 1988	1,564,393.00
EXPENDITURES TOTAL	28,382,533.30	Net Valuation Taxable-County	908,187,768	Total	9,164,311.00
		State Equalized Valuation	1,007,645,383		
		State Equalization Ratio	83.45		

*Includes County Health Service Taxes or County Vocational School Taxes. See Table 13.

General Tax Rate Per \$100.	6.53
State Equalized Tax Rate	2.01

Form of Government:
Mayor-Council Plan F (OMCL 50)
Number of Members on Governing Body – 9

PER CAPITA:		PER CENT:	
Grass Debt	1,060.14	Grass Debt	4.58
Net Debt	391.32	Net Debt	1.69
Debt Service	93.74	Tax Levy Collected	96.22
Total Tax Levy	586.94	Tax Levy Cancelled, Abated	
Municipal Expenditures	744.30	or Adjusted	

EXPENDITURES		REVENUES-REALIZED		1988 PROPERTY TAX		
GENERAL GOVERNMENT				STATE EQUALIZED TAX RATE → .66		
Governing Body & Public Baords	336,928.00	1988 Property Taxes Collected	59,323,895.24	Local District School Taxes	20,032,042.10	
Municipal Clerk	135,501.00	1988 Payments in Lieu of Taxes	3,538,015.09	Regional & Consolidated School Tax		
Financial Administration	1,017,538.00	Delinquent Tax & Lien Collections	1,771,427.65	Schaal Taxes in Municipal Budget	1,777,079.00	
Assessment of Taxes	162,500.00	Business Personalty Replacement Taxes	2,867,348.76	County Taxes	10,677,337.20	
Collection of Taxes	264,147.00	Taxes from Public Utilities		County Library Taxes		
Planning, Housing & Development	240,341.00	Other Miscellaneous Tax Revenues	13,937,374.38	Local Municipal Purpose Taxes	23,673,615.04	
Human Resources	5,343,435.00	State Aid Revenues	20,359,467.38	Veteran & Senior Citizen Taxes	582,350.00	
Elections	26,900.00	Federal Aid Revenues		Total Taxes for Rate Computation	61,743,023.33	
General Administration (other)	2,612,852.88	State and Local Fiscal Assistance Act Utilized		Special District Taxes		
JUDICIARY		Sole of Acquired Property		Bank Corp. Taxes	249,121.76	
Municipal Courts	541,963.00	Other Miscellaneous Revenues	5,601,048.83	Added and Omitted Taxes	278,734.45	
PUBLIC SAFETY		Total	107,454,077.33	Total Taxes Levied - ABSTRACT	61,638,529.55	
Fire Protection	9,421,620.30	Prior Years Surplus Appropriated	1,600,000.00	Total Taxes Billed	61,656,390.27	
Police Protection	11,025,975.63	REVENUES	TOTAL 109,054,077.33	1988 TAXES COLLECTED	59,328,335.24	
Civil Defense & Disoster Contral	51,413.00	Reserve Far Uncollected Taxes	2,585,367.10	1988 Taxes Cancelled, Abated or Adjusted		
Environmental Inspection & Cantral	593,475.00	CAPITAL OUTLAY	TOTAL 6,156,264.03	Transfer to Tax Title Liens or Foreclosed	168,579.64	
Other Public Safety				Balance Outstanding Dec. 31, 1988	2,159,515.39	
PUBLIC WORKS				PRIOR YEARS TAXES OUTSTANDING		
Streets and Drainage	2,693,704.86	Public Enterprises		Balance January 1, 1988	1,770,112.52	
Sewers and Sewage Processing		Recreation—Culture		Collected in 1988	1,593,172.37	
Garbage and Trash Disposol	12,900,000.00	Public Works	5,326,359.35	Cancelled, Abated or Adjusted 1988	86,357.74	
Public Buildings and Grounds	1,347,010.00	Buildings and Grounds	329,404.23	Transfers to Tax Title Liens or Foreclosed	2,704.59	
Other Public Works	210,000.00	Library and Education		Balance December 31, 1988	97,377.92	
HEALTH and WELFARE		Conservation		TAX TITLE LIENS OUTSTANDING		
Health Services Except Environmental	1,167,851.59	All Other		Balance January 1, 1988	1,161,728.93	
Welfare-Public Assistance	700,000.00	CAPITAL DEBT AUTHORIZED, DECEMBER 31, 1988		Transfer From Taxes	133,903.90	
Hospitals, Clinics, First Aid		ISSUED AND UNISSUED	GROSS DEBT	Redeemed in 1988	183,255.33	
Animal, Insect, & Radent Contral	75,000.00	Schaal	41,954,000	Cancelled, Abated or Adjusted (1988)		
Other Welfare Services	392,303.00	Self-liquidating	28,111,050	Transfers to Foreclosed Property	119,140.42	
RECREATION and CONSERVATION		Other	41,358,000	Balance December 31, 1988	1,038,241.53	
Beaches and Baardwalks		Total	111,423,050	PROPERTY ACQUIRED BY DEED OR FORECLOSURE		
Parks, Playgrounds, Shade Trees				Balance January 1, 1988	412,009.40	
Land Reclamation & Conservation	47,776.43	ISSUED AND OUTSTANDING		Transfers From Taxes or Liens	119,140.42	
Other Recreational Services	1,276,668.00	School	30,954,000.00	Sale for Cash (1988)	34,500.00	
EDUCATION (excluding schaals)		Self-Liquidating	16,470,000.00	Cancelled, Abated or Adjusted (1988)		
Libraries	1,737,299.00	Other	30,761,000.00	Balance December 31, 1988	496,649.32	
Other Educational Services		Total	78,185,000.00	CURRENT FINANCES DECEMBER 31, 1988		
STATUTORY EXPENDITURES		EQUALIZED VALUATION BASIS		ASSETS		
Pensions & F. I. C. A.	5,683,863.66	FOR NET DEBT COMPUTATION	2,430,179,671	Cash Dec. 31, 1988	18,448,935.73	
Employee Fringe Benefits	3,190,000.00	REAL PROPERTY VALUATIONS		Taxes Receivable	2,250,393.31	
Other Statutory Expenditures				Tax Title Liens	1,038,241.53	
CETA and Other Public Employment Programs		Code	Class	# of Parcels	% VAL'N	Assessed Valuation
MUNICIPAL FUNCTIONS	TOTAL 63,201,076.90	1	Vacant Land	801	1.74	16,031,100.00
CAPITAL IMPROVEMENTS	*MEMO* 300,000.00	2	Residential	13726	43.50	443,258,000.00
DEBT SERVICE		3	Farm			
Principal Payments	5,733,000.00	4a	Commercial	2015	20.79	192,157,300.00
Interest Payments	4,644,508.41	4b	Industrial	228	14.54	134,366,000.00
TYPE I SCHL DEBT *MEMO	5,160,411.31	4c	Apartments	586	14.44	133,473,200.00
DEFERRED CHARGES	2,063,136.38	Total	17356			924,335,600.00
SCHOOL, COUNTY, SPECIAL DISTRICT TAXES	32,487,053.30	Land Area	11.69 Sq. Miles			
RESERVE FOR UNCOLLECTED TAXES	2,585,367.10	Net Valuation Taxable-Municipal				937,359,174
EXPENDITURES	TOTAL 110,714,177.09	Net Valuation Taxable-County				2,340,901,806
		State Equalized Valuation				3,010,259,436
		State Equalization Ratio				32.84

0304

Population 1980 3,187

Population 1988 3,550

S & P Rating

Moody Rating

General Tax Rate Per \$100.

3.20

State Equalized Tax Rate

2.48

ELK TOWNSHIP – GLOUCESTER COUNTY**Form of Government:****Township Committee****Number of Members on Governing Body – 3**

PER CAPITA:

Gross Debt

740.18

Net Debt

183.82

Debt Service

15.43

Total Tax Levy

649.80

Municipal Expenditures

415.93

PER CENT:

Gross Debt

3.46

Net Debt

.86

Tax Levy Collected

89.00

Tax Levy Cancelled, Abated
or Adjusted

EXPENDITURES		REVENUES-REALIZED		1988 PROPERTY TAX	
GENERAL GOVERNMENT				STATE EQUALIZED TAX RATE	
Governing Body & Public Boards		1988 Property Taxes Collected	2,052,854.87	Local District School Taxes	.58
Municipal Clerk		1988 Payments in Lieu of Taxes		Regional & Consolidated School Tax	.60
Financial Administration	26,500.00	Delinquent Tax & Lien Collections	233,606.97	School Taxes in Municipal Budget	
Assessment of Taxes	14,904.00	Business Personalty Replacement Taxes	19,123.16	County Taxes	.68
Collection of Taxes	17,004.00	Taxes from Public Utilities	241,839.00	County Library Taxes	.02
Planning, Housing & Development	15,700.00	Other Miscellaneous Tax Revenues		Local Municipal Purpose Taxes	.59
Human Resources	6,031.07	State Aid Revenues	152,197.95	Veteran & Senior Citizen Taxes	
Elections	1,900.00	Federal Aid Revenues		Total Taxes for Rate Computation	2.47
General Administration (other)	141,000.00	State and Local Fiscal Assistance Act Utilized	280.00	Special District Taxes	
JUDICIARY		Sale of Acquired Property		Bank Corp. Taxes	323.45
Municipal Courts	29,900.00	Other Miscellaneous Revenues	190,762.54	Added and Omitted Taxes	67,782.94
PUBLIC SAFETY		Total	2,890,664.49	Total Taxes Levied - ABSTRACT	2,306,801.92
Fire Protection	68,434.24	Prior Years Surplus Appropriated	234,505.70	Total Taxes Billed	2,306,478.47
Police Protection	280,930.95	REVENUES TOTAL	3,125,170.19	1988 TAXES COLLECTED	2,052,854.87
Civil Defense & Disaster Control	3,000.00	Reserve For Uncollected Taxes	254,125.00	1988 Taxes Cancelled, Abated or Adjusted	
Environmental Inspection & Control	24,000.00			Transfer to Tax Title Liens or Foreclosed	3,379.20
Other Public Safety				Balance Outstanding Dec. 31, 1988	250,244.40
PUBLIC WORKS		CAPITAL OUTLAY TOTAL	182,525.79	PRIOR YEARS TAXES OUTSTANDING	
Streets and Drainage	207,899.05	Public Enterprises		Balance January 1, 1988	218,960.12
Sewers and Sewage Processing	14,092.32	Recreation—Culture	47,122.79	Collected in 1988	214,279.78
Garbage and Trash Disposal	156,700.00	Public Works		Cancelled, Abated or Adjusted 1988	
Public Buildings and Grounds	46,712.89	Buildings and Grounds	135,403.00	Transfers to Tax Title Liens or Foreclosed	1,900.18
Other Public Works		Library and Education		Balance December 31, 1988	2,780.16
HEALTH and WELFARE		Conservation		TAX TITLE LIENS OUTSTANDING	
Health Services Except Environmental	2,500.00	All Other		Balance January 1, 1988	24,990.19
Welfare-Public Assistance	3,300.00			Transfer From Taxes	5,602.58
Hospitals, Clinics, First Aid		CAPITAL DEBT AUTHORIZED, DECEMBER 31, 1988		Redeemed in 1988	19,327.19
Animal, Insect, & Rodent Control	700.00	ISSUED AND UNISSUED		Cancelled, Abated or Adjusted (1988)	
Other Welfare Services		SCHOOL	1,975,094	Transfers to Foreclosed Property	
RECREATION and CONSERVATION		Self-liquidating		Balance December 31, 1988	11,265.58
Beaches and Boardwalks		Other	652,551	PROPERTY ACQUIRED BY DEED OR FORECLOSURE	
Parks, Playgrounds, Shade Trees		Total	2,627,646	Balance January 1, 1988	223,604.00
Land Reclamation & Conservation				Transfers From Taxes or Liens	
Other Recreational Services	11,300.00	ISSUED AND OUTSTANDING		Sale for Cash (1988)	
EDUCATION (excluding schools)		SCHOOL	1,975,094.41	Cancelled, Abated or Adjusted (1988)	
Libraries		Self-Liquidating		Balance December 31, 1988	223,604.00
Other Educational Services		Other	548,000.00	CURRENT FINANCES DECEMBER 31, 1988	
STATUTORY EXPENDITURES		Total	2,523,094.41	ASSETS	
Pensions & F. I. C. A.	47,000.00	EQUALIZED VALUATION BASIS		Cash Dec. 31, 1988	520,516.02
Employee Fringe Benefits	16,000.00	FOR NET DEBT COMPUTATION	75,912.051	Taxes Receivable	253,024.56
Other Statutory Expenditures	2,000.00	REAL PROPERTY VALUATIONS		Tax Title Liens	11,265.58
CETA And Other Public Employment Programs		Code Class # of Parcels % VAL'N	ASSESSED VALUATION	Foreclosed Property	223,604.00
MUNICIPAL FUNCTIONS TOTAL	1,138,058.52	1 Vacant Land 459 3.95	2,724,700.00	Emergencies & Other Deferred Charges	48,415.54
CAPITAL IMPROVEMENTS *MEMO*	5,000.00	2 Residential 1000 73.61	50,766,500.00	State and Federal Aid Receivable	111,790.15
DEBT SERVICE		3 Farm 389 16.08	11,094,300.00	Other Receivables	55,413.26
Principal Payments	50,000.00	4a Commercial 27 5.82	4,014,600.00	Total	1,224,029.11
Interest Payments	4,776.69	4b Industrial 1 .54	369,500.00	LIABILITIES, RESERVES, AND SURPLUS	
		4c Apartments		Cash Liabilities	196,861.71
		Total	1876	Reserves for Receivables	543,307.40
DEFERRED CHARGES	29,600.00	Land Area 19.60 Sq. Miles		Surplus Dec. 31, 1988	483,860.00
SCHOOL, COUNTY, SPECIAL DISTRICT TAXES	1,705,695.53	Net Valuation Taxable-Municipal	70,144,828	Total	1,224,029.11
RESERVE FOR UNCOLLECTED TAXES	254,125.00	Net Valuation Taxable-County	79,096,406		
EXPENDITURES TOTAL	3,182,255.74	State Equalized Valuation	90,179,745		
		State Equalization Ratio	77.49		

1702

Population 1980 1,569
Population 1988 1,557
S & P Rating
Moody Rating

General Tax Rate Per \$100. 5.61
State Equalized Tax Rate 2.12

ELMER BOROUGH - SALEM COUNTY

Form of Government:

Borough Council

Number of Members on Governing Body - 6

PER CAPITA:

Gross Debt 328.71
Net Debt 54.14
Debt Service 11.44
Total Tax Levy 572.52
Municipal Expenditures 312.57

PER CENT:

Gross Debt 1.43
Net Debt .24
Tax Levy Collected 94.63
Tax Levy Cancelled, Abated or Adjusted

EXPENDITURES		REVENUES-REALIZED		1988 PROPERTY TAX	
GENERAL GOVERNMENT				STATE EQUALIZED TAX RATE 1.07	
Governing Body & Public Boards		1988 Property Taxes Collected	778,292.13	Local District School Taxes	422,873.00
Municipal Clerk		1988 Payments in Lieu of Taxes		Regional & Consolidated School Tax	
Financial Administration	9,400.00	Delinquent Tax & Lien Collections	42,743.21	School Taxes in Municipal Budget	
Assessment of Taxes	28,100.00	Business Personalty Replacement Taxes	20,237.99	County Taxes	298,648.56
Collection of Taxes	5,200.00	Taxes from Public Utilities	67,904.00	County Library Taxes	
Planning, Housing & Development	1,000.00	Other Miscellaneous Tax Revenues		Local Municipal Purpose Taxes	117,679.09
Human Resources	28,467.00	State Aid Revenues	23,381.96	Veteran & Senior Citizen Taxes	22,950.00
Elections	100.00	Federal Aid Revenues		Total Taxes for Rate Computation	862,150.65
General Administration (other)	63,300.00	State and Local Fiscal Assistance Act Utilized	6.51	Special District Taxes	
JUDICIARY		Sale of Acquired Property		Bank Corp. Taxes	43,436.01
Municipal Courts	11,650.00	Other Miscellaneous Revenues	98,775.36	Added and Omitted Taxes	3,782.55
PUBLIC SAFETY		Total	1,051,346.21	Total Taxes Levied - ABSTRACT	391,419.21
Fire Protection	36,001.72	Prior Years Surplus Appropriated	183,807.94	Total Taxes Billed	843,635.30
Police Protection	68,930.00	REVENUES TOTAL	1,235,154.15	1988 TAXES COLLECTED	798,292.18
Civil Defense & Disaster Control	650.00	Reserve For Uncollected Taxes	51,160.75	1988 Taxes Cancelled, Abated or Adjusted	
Environmental Inspection & Control	5,000.00	CAPITAL OUTLAY TOTAL	105,976.50	Transfer to Tax Title Liens or Foreclosed	537.12
Other Public Safety				Balance Outstanding Dec. 31, 1988	44,806.00
PUBLIC WORKS				PRIOR YEARS TAXES OUTSTANDING	
Streets and Drainage	31,063.45	Public Enterprises	10,209.60	Balance January 1, 1988	42,709.41
Sewers and Sewage Processing		Recreation—Culture		Collected in 1988	42,699.47
Garbage and Trash Disposal	73,500.00	Public Works	65,310.39	Cancelled, Abated or Adjusted 1988	
Public Buildings and Grounds	18,600.00	Buildings and Grounds	30,456.01	Transfers to Tax Title Liens or Foreclosed	
Other Public Works		Library and Education		Balance December 31, 1988	9.94
HEALTH and WELFARE		Conservation		TAX TITLE LIENS OUTSTANDING	
Health Services Except Environmental	2,000.00	All Other		Balance January 1, 1988	973.43
Welfare-Public Assistance	850.00	CAPITAL DEBT AUTHORIZED, DECEMBER 31, 1988		Transfer From Taxes	537.12
Hospitals, Clinics, First Aid	1,650.00	ISSUED AND UNISSUED GROSS DEBT NET DEBT		Redeemed in 1988	43.74
Animal, Insect, & Rodent Control	100.00	School		Cancelled, Abated or Adjusted (1988)	
Other Welfare Services		Self-liquidating	427,500	Transfers to Foreclosed Property	
RECREATION and CONSERVATION		Other	84,300	Balance December 31, 1988	1,461.86
Beaches and Boardwalks		Total	511,800	PROPERTY ACQUIRED BY DEED OR FORECLOSURE	
Parks, Playgrounds, Shade Trees	6,500.00	ISSUED AND OUTSTANDING		Balance January 1, 1988	
Land Reclamation & Conservation	6,000.00	School		Transfers From Taxes or Liens	
Other Recreational Services	1,900.00	Self-Liquidating	298,450.00	Sale for Cash (1988)	
EDUCATION (excluding schools)		Other	48,800.00	Cancelled, Abated or Adjusted (1988)	
Libraries	1,900.00	Total	347,250.00	Balance December 31, 1988	
Other Educational Services		EQUALIZED VALUATION BASIS FOR NET DEBT COMPUTATION	35,692,023	CURRENT FINANCES DECEMBER 31, 1988	
STATUTORY EXPENDITURES		REAL PROPERTY VALUATIONS		ASSETS	
Pensions & F. I. C. A.	11,100.00	Code Class # of Parcels % VAL'N		Cash Dec. 31, 1988	415,315.25
Employee Fringe Benefits		1 Vacant Land 82 1.39	199,150.00	Taxes Receivable	44,315.94
Other Statutory Expenditures	1,030.70	2 Residential 474 74.32	10,751,300.00	Tax Title Liens	1,461.86
CETA And Other Public Employment Programs		3 Farm 19 1.01	145,150.00	Foreclosed Property	
MUNICIPAL FUNCTIONS TOTAL	413,992.87	4a Commercial 54 22.79	3,274,700.00	Emergencies & Other Deferred Charges	38,253.93
CAPITAL IMPROVEMENTS *MEMO*	25,000.00	4b Industrial		State and Federal Aid Receivable	9,654.98
DEBT SERVICE		4c Apartments		Other Receivables	5,598.37
Principal Payments	15,000.00	Total	14,370,300.00	Total	515,100.33
Interest Payments	2,806.00	Land Area .80 Sq. Miles		LIABILITIES, RESERVES, AND SURPLUS	
DEFERRED CHARGES	3,714.33	Net Valuation Taxable-Municipal	14,970,637	Cash Liabilities	91,927.22
SCHOOL, COUNTY, SPECIAL DISTRICT TAXES	721,521.56	Net Valuation Taxable-County	35,699,925	Reserves for Receivables	51,876.17
RESERVE FOR UNCOLLECTED TAXES	51,160.75	State Equalized Valuation	38,576,817	Surplus Dec. 31, 1988	371,296.94
EXPENDITURES TOTAL	1,208,195.51	State Equalization Ratio	37.84	Total	515,100.33

Population 1980 18,377
Population 1988 17,757
S & P Rating
Maady Rating A1

General Tax Rate Per \$100.

1.17

State Equalized Tax Rate

1.21

ELMWOOD PARK BOROUGH - BERGEN CO.

Form of Government:

Borough Council

Number of Members on Governing Body - 6

PER CAPITA:

Gross Debt 508.59
Net Debt 315.31
Debt Service 37.10
Total Tax Levy 806.62
Municipal Expenditures 585.69

PER CENT:

Gross Debt .93
Net Debt .57
Tax Levy Collected 97.63
Tax Levy Cancelled, Abated or Adjusted .28

EXPENDITURES		REVENUES-REALIZED		1988 PROPERTY TAX	
GENERAL GOVERNMENT				STATE EQUALIZED TAX RATE	
Governing Body & Public Boards	19,400.00	1988 Property Taxes Collected	13,984,607.52	Local District School Taxes	.62 7,324,841.00
Municipal Clerk		1988 Payments in Lieu of Taxes		Regional & Consolidated School Tax	
Financial Administration	51,011.64	Delinquent Tax & Lien Collections	272,790.78	School Taxes in Municipal Budget	
Assessment of Taxes	33,210.00	Business Personalty Replacement Taxes	422,263.76	County Taxes	.21 2,509,134.75
Collection of Taxes	92,364.00	Taxes from Public Utilities	883,208.00	County Library Taxes	
Planning, Housing & Development	14,350.00	Other Miscellaneous Tax Revenues		Local Municipal Purpose Taxes	.37 4,395,276.95
Human Resources	16,833.01	State Aid Revenues	227,277.88	Veteran & Senior Citizen Taxes	
Elections	2,500.00	Federal Aid Revenues		Total Taxes for Rate Computation	1.20 14,516,002.70
General Administration (other)	761,074.00	State and Local Fiscal Assistance Act Utilized		Special District Taxes	
JUDICIARY		Sale of Acquired Property		Bank Corp. Taxes	55,262.01
Municipal Courts	83,698.00	Other Miscellaneous Revenues	3,808,933.63	Added and Omitted Taxes	38,667.79
PUBLIC SAFETY		Total	19,599,081.57	Total Taxes Levied - ABSTRACT	14,323,182.50
Fire Protection	116,459.11	Prior Years Surplus Appropriated	305,000.00	Total Taxes Billed	14,324,820.77
Police Protection	1,543,298.56	REVENUES TOTAL	19,904,081.57	1988 TAXES COLLECTED	13,984,607.52
Civil Defense & Disaster Control	300.00	Reserve For Uncollected Taxes	423,979.41	1988 Taxes Cancelled, Abated or Adjusted	39,459.95
Environmental Inspection & Control	93,347.00	CAPITAL OUTLAY TOTAL	268,477.55	Transfer to Tax Title Liens or Foreclosed	2,692.48
Other Public Safety	1,000.00			Balance Outstanding Dec. 31, 1988	298,060.82
PUBLIC WORKS				PRIOR YEARS TAXES OUTSTANDING	
Streets and Drainage	377,479.80	Public Enterprises	567.26	Balance January 1, 1988	283,581.26
Sewers and Sewage Processing	3,353,168.61	Recreation—Culture		Collected in 1988	270,456.07
Garbage and Trash Disposal	1,255,000.00	Public Works	47,946.90	Cancelled, Abated or Adjusted 1988	13,125.19
Public Buildings and Grounds	181,428.00	Buildings and Grounds	219,963.39	Transfers to Tax Title Liens or Foreclosed	
Other Public Works	35,000.00	Library and Education		Balance December 31, 1988	
HEALTH and WELFARE		Conservation		TAX TITLE LIENS OUTSTANDING	
Health Services Except Environmental	129,363.00	All Other		Balance January 1, 1988	35,486.65
Welfare-Public Assistance	14,850.00	CAPITAL DEBT AUTHORIZED, DECEMBER 31, 1988		Transfer From Taxes	2,692.48
Hospitals, Clinics, First Aid	500.00	ISSUED AND UNISSUED		Redeemed in 1988	2,334.71
Animal, Insect, & Rodent Control		School	210,000	Cancelled, Abated or Adjusted (1988)	19,891.00
Other Welfare Services		Self-liquidating	616,000	Transfers to Foreclosed Property	
RECREATION and CONSERVATION		Other	8,205,000	Balance December 31, 1988	15,953.42
Beaches and Boardwalks		Total	9,031,000	PROPERTY ACQUIRED BY DEED OR FORECLOSURE	
Parks, Playgrounds, Shade Trees	2,000.00	ISSUED AND OUTSTANDING		Balance January 1, 1988	268,200.00
Land Reclamation & Conservation		School	210,000.00	Transfers From Taxes or Liens	
Other Recreational Services	149,734.00	Self-Liquidating	616,000.00	Sale for Cash (1988)	
EDUCATION (excluding schools)		Other	8,205,000.00	Cancelled, Abated or Adjusted (1988)	
Libraries	240,000.00	Total	9,031,000.00	Balance December 31, 1988	268,200.00
Other Educational Services		EQUALIZED VALUATION BASIS		CURRENT FINANCES DECEMBER 31, 1988	
STATUTORY EXPENDITURES		FOR NET DEBT COMPUTATION	973,785,334	ASSETS	
Pensions & F. I. C. A.	387,535.35	REAL PROPERTY VALUATIONS		Cash Dec. 31, 1988	980,308.57
Employee Fringe Benefits	250,000.00	Code Class # of Parcels % VAL'N		Taxes Receivable	298,060.82
Other Statutory Expenditures	4,000.00	1 Vacant Land 75 1.35	16,389,900.00	Tax Title Liens	15,953.42
CETA And Other Public Employment Programs		2 Residential 4500 75.48	919,228,500.00	Foreclosed Property	268,200.00
MUNICIPAL FUNCTIONS TOTAL	9,239,464.08	3 Farm 2 .12	1,444,600.00	Emergencies & Other Deferred Charges	337,000.00
CAPITAL IMPROVEMENTS * MEMO*	12,336.60	4a Commercial 193 12.41	151,101,500.00	State and Federal Aid Receivable	9,773.90
DEBT SERVICE		4b Industrial 62 8.19	99,734,900.00	Other Receivables	
Principal Payments	345,200.00	4c Apartments 16 2.46	29,956,000.00	Total	1,909,296.71
Interest Payments	312,534.50	Total 4848	1,217,855,400.00	LIABILITIES, RESERVES, AND SURPLUS	
DEFERRED CHARGES	77,854.50	Land Area 2.50 Sq. Miles		Cash Liabilities	819,357.24
SCHOOL, COUNTY, SPECIAL DISTRICT TAXES	9,833,975.75	Net Valuation Taxable-Municipal	1,221,038,716	Reserves for Receivables	582,214.24
RESERVE FOR UNCOLLECTED TAXES	423,979.41	Net Valuation Taxable-County	994,588,033	Surplus Dec. 31, 1988	507,725.23
EXPENDITURES TOTAL	20,234,058.24	State Equalized Valuation	1,184,993,505	Total	1,909,296.71
		State Equalization Ratio	103.05		

1703

Population 1980 1,290
 Population 1988 1,268
 S & P Rating
 Moody Rating

General Tax Rate Per \$100. 2.97
 State Equalized Tax Rate 2.05

ELSINBORO TOWNSHIP – SALEM COUNTY

Form of Government:

Township Committee

Number of Members on Governing Body – 3

PER CAPITA:

Gross Debt 53.23
 Net Debt 53.23
 Debt Service
 Total Tax Levy 576.98
 Municipal Expenditures 369.42

PER CENT:

Gross Debt .21
 Net Debt .21
 Tax Levy Collected 94.23
 Tax Levy Cancelled, Abated or Adjusted

EXPENDITURES		REVENUES-REALIZED		1988 PROPERTY TAX	
GENERAL GOVERNMENT				STATE EQUALIZED TAX RATE	
Governing Body & Public Boards		1988 Property Taxes Collected	639,551.72	Local District School Taxes 1.16	409,177.00
Municipal Clerk		1988 Payments in Lieu of Taxes		Regional & Consolidated School Tax	
Financial Administration	16,725.00	Delinquent Tax & Lien Collections	40,793.77	School Taxes in Municipal Budget	
Assessment of Taxes	7,330.00	Business Personalty Replacement Taxes	8,728.33	County Taxes .76	268,159.45
Collection of Taxes	6,169.74	Taxes from Public Utilities	77,916.00	County Library Taxes	
Planning, Housing & Development	1,800.00	Other Miscellaneous Tax Revenues		Local Municipal Purpose Taxes .13	45,332.55
Human Resources	16,416.08	State Aid Revenues	165,335.18	Veteran & Senior Citizen Taxes	24,900.00
Elections		Federal Aid Revenues		Total Taxes for Rate Computation 2.05	747,569.00
General Administration (other)	39,516.00	State and Local Fiscal Assistance Act Utilized		Special District Taxes	
JUDICIARY		Sale of Acquired Property		Bank Corp. Taxes	
Municipal Courts		Other Miscellaneous Revenues	25,162.53	Added and Omitted Taxes	8,941.33
PUBLIC SAFETY		Total	1,007,438.13	Total Taxes Levied - ABSTRACT	731,510.33
Fire Protection	18,636.20	Prior Years Surplus Appropriated	130,000.00	Total Taxes Billed	731,786.46
Police Protection	53,000.00	REVENUES TOTAL	1,137,488.13	1988 TAXES COLLECTED	639,551.72
Civil Defense & Disaster Control	3,525.00	Reserve For Uncollected Taxes	50,426.60	1988 Taxes Cancelled, Abated or Adjusted	
Environmental Inspection & Control	4,766.29			Transfer to Tax Title Liens or Foreclosed	
Other Public Safety		CAPITAL OUTLAY TOTAL	64,868.31	Balance Outstanding Dec. 31, 1988	42,234.74
PUBLIC WORKS				PRIOR YEARS TAXES OUTSTANDING	
Streets and Drainage	18,833.98	Public Enterprises		Balance January 1, 1988	42,243.18
Sewers and Sewage Processing	5,000.00	Recreation—Culture		Collected in 1988	40,793.77
Garbage and Trash Disposal	49,841.99	Public Works		Cancelled, Abated or Adjusted 1988	
Public Buildings and Grounds	143,450.00	Buildings and Grounds	64,868.31	Transfers to Tax Title Liens or Foreclosed	
Other Public Works		Library and Education		Balance December 31, 1988	1,449.41
HEALTH and WELFARE		Conservation		TAX TITLE LIENS OUTSTANDING	
Health Services Except Environmental	350.00	All Other		Balance January 1, 1988	
Welfare-Public Assistance	2,100.00			Transfer From Taxes	
Hospitals, Clinics, First Aid	300.00	CAPITAL DEBT AUTHORIZED, DECEMBER 31, 1988		Redeemed in 1988	
Animal, Insect, & Rodent Control	2,685.00	ISSUED AND UNISSUED		Cancelled, Abated or Adjusted (1988)	
Other Welfare Services		School		Transfers to Foreclosed Property	
RECREATION and CONSERVATION		Self-liquidating		Balance December 31, 1988	
Beaches and Boardwalks		Other	67,500	PROPERTY ACQUIRED BY DEED OR	
Parks, Playgrounds, Shade Trees		Total	67,500	FORECLOSURE	
Land Reclamation & Conservation				Balance January 1, 1988	4,200.00
Other Recreational Services		ISSUED AND OUTSTANDING		Transfers From Taxes or Liens	
EDUCATION (excluding schools)		School		Sale for Cash (1988)	
Libraries		Self-liquidating		Cancelled, Abated or Adjusted (1988)	
Other Educational Services		Other	67,500.00	Balance December 31, 1988	4,200.00
STATUTORY EXPENDITURES		Total	67,500.00	CURRENT FINANCES DECEMBER 31, 1988	
Pensions & F. I. C. A.	11,500.00	EQUALIZED VALUATION BASIS		ASSETS	
Employee Fringe Benefits		FOR NET DEBT COMPUTATION	31,341,532	Cash Dec. 31, 1988	260,335.66
Other Statutory Expenditures	500.00	REAL PROPERTY VALUATIONS		Taxes Receivable	43,634.15
CETA And Other Public Employment Programs		Code Class # of Parcels % VAL'N		Tax Title Liens	
MUNICIPAL FUNCTIONS TOTAL	407,415.28	1 Vacant Land 158 1.72	413,600.00	Foreclosed Property	4,200.00
CAPITAL IMPROVEMENTS *MEMO*	5,000.00	2 Residential 520 78.42	18,368,400.00	Emergencies & Other Deferred Charges	
DEBT SERVICE		3 Farm 175 14.58	3,509,700.00	State and Federal Aid Receivable	
Principal Payments		4a Commercial 11 5.28	1,270,500.00	Other Receivables	511.00
Interest Payments		4b Industrial		Total	308,730.81
DEFERRED CHARGES	533.14	4c Apartments		LIABILITIES, RESERVES, AND SURPLUS	
SCHOOL, COUNTY, SPECIAL DISTRICT TAXES	677,336.45	Total 864	24,062,200.00	Cash Liabilities	179,534.33
RESERVE FOR UNCOLLECTED TAXES	60,426.60	Land Area 13.00 Sq. Miles		Reserves for Receivables	48,395.15
EXPENDITURES TOTAL	1,145,751.47	Net Valuation Taxable-Municipal	24,339,714	Surplus Dec. 31, 1988	30,801.33
		Net Valuation Taxable-County	32,060,099	Total	308,730.81
		State Equalized Valuation	35,099,301		
		State Equalization Ratio	69.10		

0214
 Population 1980 7,793
 Population 1988 7,521
 S & P Rating
 Moody Rating A1
 General Tax Rate Per \$100. 2.18
 State Equalized Tax Rate 1.62

EMERSON BOROUGH - BERGEN COUNTY
Form of Government:
Borough Council
Number of Members on Governing Body - 6

PER CAPITA:
 Gross Debt 482.71
 Net Debt 378.56
 Debt Service 39.89
 Total Tax Levy 1,284.74
 Municipal Expenditures 529.62
 PER CENT:
 Gross Debt .73
 Net Debt .58
 Tax Levy Collected 98.36
 Tax Levy Cancelled, Abated or Adjusted .13

EXPENDITURES		REVENUES-REALIZED		1988 PROPERTY TAX	
GENERAL GOVERNMENT				STATE EQUALIZED TAX RATE	
Governing Body & Public Boords		1988 Property Taxes Collected	9,513,116.00	Local District School Taxes	.98 5,844,780.00
Municipal Clerk		1988 Payments in Lieu of Taxes		Regional & Consolidated School Tax	
Financial Administration	57,625.00	Delinquent Tax & Lien Collections	165,048.00	School Taxes in Municipal Budget	
Assessment of Taxes	9,940.00	Business Personalty Replacement Taxes	71,941.00	County Taxes	.22 1,291,943.06
Collection of Taxes	23,730.00	Taxes from Public Utilities	482,000.00	County Library Taxes	
Planning, Housing & Development	12,230.00	Other Miscellaneous Tax Revenues		Local Municipal Purpose Taxes	.42 2,473,376.43
Human Resources	41,275.00	State Aid Revenues	100,450.00	Veteron & Senior Citizen Taxes	71,650.00
Elections		Federal Aid Revenues		Total Taxes for Rate Computation	1.62 9,681,749.49
General Administration (other)	361,695.00	State and Local Fiscal Assistance Act Utilized		Special District Taxes	
JUDICIARY		Sole of Acquired Property		Bank Corp. Taxes	23,620.00
Municipal Courts	38,755.00	Other Miscellaneous Revenues	443,102.00	Added and Omitted Taxes	28,789.00
PUBLIC SAFETY		Total	10,775,657.00	Total Taxes Levied - ABSTRACT	9,662,508.49
Fire Protection	150,299.00	Prior Years Surplus Appropriated	200,000.00	Total Taxes Billed	9,671,564.00
Police Protection	781,056.00	REVENUES TOTAL	10,975,657.00	1988 TAXES COLLECTED	9,513,116.00
Civil Defense & Disaster Control	94,150.00	Reserve For Uncollected Taxes	309,444.00	1988 Taxes Cancelled, Abated or Adjusted	12,917.00
Environmental Inspection & Control	61,175.00	CAPITAL OUTLAY TOTAL	426,272.00	Transfer to Tax Title Liens or Foreclosed	
Other Public Safety				Balance Outstanding Dec. 31, 1988	145,531.00
PUBLIC WORKS				PRIOR YEARS TAXES OUTSTANDING	
Streets and Drainage	201,335.00	Public Enterprises		Balance January 1, 1988	163,809.00
Sewers and Sewage Processing		Recreation—Culture	3,042.00	Collected in 1988	162,893.00
Gorboge and Trosh Disposol	751,100.00	Public Works	351,033.00	Cancelled, Abated or Adjusted 1988	
Public Buildings and Grounds	84,898.00	Buildings and Grounds	72,197.00	Transfers to Tax Title Liens or Foreclosed	
Other Public Works	14,300.00	Librory and Education		Balance December 31, 1988	916.00
HEALTH and WELFARE		Conservation		TAX TITLE LIENS OUTSTANDING	
Health Services Except Environmental	40,578.00	All Other		Balance January 1, 1988	2,155.00
Welfare-Public Assistance	5,935.00	CAPITAL DEBT AUTHORIZED, DECEMBER 31, 1988		Transfer From Taxes	
Hospitals, Clinics, First Aid		ISSUED AND UNISSUED GROSS DEBT NET DEBT		Redeemed in 1988	2,155.00
Animal, Insect, & Rodent Control	4,250.00	School 130,000		Cancelled, Abated or Adjusted (1988)	
Other Welfare Services		Self-liquidating		Transfers to Foreclosed Property	
RECREATION and CONSERVATION		Other 3,500,468	2,847,137	Balance December 31, 1988	
Beaches and Boardwalks		Total 3,630,468	2,847,137	PROPERTY ACQUIRED BY DEED OR FORECLOSURE	
Parks, Playgrounds, Shode Trees				Balance January 1, 1988	13,200.00
Land Reclamation & Conservation	36,000.00	ISSUED AND OUTSTANDING		Transfers From Taxes or Liens	
Other Recreational Services	34,655.00	School 130,000.00		Sole for Cosh (1988)	
EDUCATION (excluding schools)		Self-Liquidating		Cancelled, Abated or Adjusted (1988)	
Libraries	141,032.00	Other	2,698,000.00	Balance December 31, 1988	13,200.00
Other Educational Services		Total	2,828,000.00	CURRENT FINANCES DECEMBER 31, 1988	
STATUTORY EXPENDITURES		EQUALIZED VALUATION BASIS FOR NET DEBT COMPUTATION	494,300,224	ASSETS	
Pensions & F. I. C. A.	203,450.00	REAL PROPERTY VALUATIONS		Cash Dec. 31, 1988	3,161,458.00
Employee Fringe Benefits	136,131.00	Code Class # of Parcels % VAL'N ASSESSED VALUATION		Taxes Receivable	146,447.00
Other Statutory Expenditures	2,000.00	1 Vacant Land 111 5.23 23,060,700.00		Tax Title Liens	
CETA and Other Public Employment Programs		2 Residential 2161 79.81 352,089,800.00		Foreclosed Property	13,200.00
MUNICIPAL FUNCTIONS		3 Form 2 .05 241,600.00		Emergencies & Other Deferred Charges	242,866.00
CAPITAL IMPROVEMENTS *MEMO*	15,500.00	4a Commercial 116 14.45 63,764,200.00		State and Federal Aid Receivable	10,077.00
DEBT SERVICE		4b Industrial 9 .46 2,021,700.00		Other Receivables	72,611.00
Principal Payments	170,000.00	4c Apartments		Total	3,646,659.00
Interest Payments	129,976.00	Total 2399	441,178,000.00	LIABILITIES, RESERVES, AND SURPLUS	
		Land Area 2.20 Sq. Miles		Cash Liabilities	2,971,798.00
DEFERRED CHARGES		Net Valuation Taxable-Municipal	442,329,121	Reserves for Receivables	232,258.00
SCHOOL, COUNTY, SPECIAL DISTRICT TAXES	7,136,723.06	Net Valuation Taxable-County	513,348,507	Surplus Dec. 31, 1988	442,603.00
RESERVE FOR UNCOLLECTED TAXES	309,444.00	State Equalized Valuation	594,930,394	Total	3,646,659.00
EXPENDITURES		State Equalization Ratio	74.30		
TOTAL	11,119,979.06				

0215
 Population 1980 23,701
 Population 1988 23,484
 S & P Rating A+
 Maady Rating AA

General Tax Rate Per \$100. 1.75
 State Equalized Tax Rate 1.79

ENGLEWOOD CITY - BERGEN COUNTY
Form of Government:
Special Charter - (CH 124 - 1978)
Number of Members on Governing Body - 5

PER CAPITA:
 Grass Debt 810.00
 Net Debt 470.20
 Debt Service 142.32
 Total Tax Levy 1,546.14
 Municipal Expenditures 1,076.56

PER CENT:
 Grass Debt 1.20
 Net Debt .70
 Tax Levy Collected 95.21
 Tax Levy Cancelled, Abated or Adjusted 1.59

EXPENDITURES		REVENUES-REALIZED		1988 PROPERTY TAX	
GENERAL GOVERNMENT				STATE EQUALIZED TAX RATE	
Governing Body & Public Boords	15,750.00	1988 Property Taxes Collected	34,500,260.83	Local District School Taxes	.77 15,437,500.00
Municipal Clerk	95,936.00	1988 Payments in Lieu of Taxes	400,199.87	Regional & Consolidated Schaal Tax	
Finoncial Administration	276,824.00	Delinquent Tax & Lien Collections	1,153,175.03	School Taxes in Municipal Budget	.05 1,040,220.00
Assessment of Taxes	92,904.00	Business Personolty Replacement Taxes	648,290.56	County Taxes	.21 4,141,744.76
Collection of Taxes	80,546.00	Taxes from Public Utilities	2,081,731.00	County Library Taxes	
Planning, Housing & Development	51,770.00	Other Miscellaneous Tax Revenues		Local Municipal Purpose Taxes	.75 15,051,229.52
Humon Resources	34,834.00	State Aid Revenues	327,917.91	Veteran & Senior Citizen Taxes	140,250.00
Elections		Federal Aid Revenues		Total Taxes for Rate Computation	1.78 35,860,944.28
General Administration (other)	2,028,899.00	State and Local Fiscoal Assistance Act Utilized		Special District Taxes	
JUDICIARY		Sale of Acquired Property	2,200.00	Bank Corp. Taxes	192,041.83
Municipal Courts	201,534.00	Other Miscellaneous Revenues	2,620,992.54	Added ond Omitted Taxes	396,312.70
PUBLIC SAFETY		Total	41,794,767.74	Total Taxes Levied - ABSTRACT	36,309,548.81
Fire Protection	2,196,660.00	Prior Years Surplus Appropriated	2,961,560.00	Total Taxes Billed	36,236,893.29
Police Protection	4,306,869.83	REVENUES TOTAL	44,756,327.74	1988 TAXES COLLECTED	34,500,260.83
Civil Defense & Disaster Control	6,030.00	Reserve Far Uncollected Taxes	2,189,644.27	1988 Taxes Cancelled, Abated ar Adjusted	684,133.92
Environmental Inspection & Control	380,632.00	CAPITAL OUTLAY TOTAL	2,039,333.40	Transfer to Tax Title Liens ar Foreclosed	42,509.75
Other Public Safety				Balance Outstanding Dec. 31, 1988	1,009,988.79
PUBLIC WORKS				PRIOR YEARS TAXES OUTSTANDING	
Streets and Drainage	1,773,442.00	Public Enterprises		Balance January 1, 1988	1,233,980.46
Sewers and Sewage Prrocessing	2,141,950.00	Recreation—Culture	3,609.93	Collected in 1988	1,134,765.37
Garbage and Trash Disposal	983,412.00	Public Works	681,486.14	Cancelled, Abated ar Adjusted 1988	
Public Buildings and Grounds	176,700.00	Buildings and Grounds	282,704.00	Transfers to Tax Title Liens ar Fareclosed	13,267.68
Other Public Works	220,348.00	Library and Education	1,071,533.33	Balance December 31, 1988	85,947.41
HEALTH and WELFARE		Conservation		TAX TITLE LIENS OUTSTANDING	
Health Services Except Environmental	497,590.00	All Other		Balance January 1, 1988	120,332.67
Welfare-Public Assistance	174,862.00	CAPITAL DEBT AUTHORIZED, DECEMBER 31, 1988		Transfer Fram Taxes	55,777.43
Hospitals, Clinics, First Aid		ISSUED AND UNISSUED		Redeemed in 1988	18,409.66
Animal, Insect, & Radent Control	67,300.00	School	7,980,000	Cancelled, Abated or Adjusted (1988)	
Other Welfare Services		Self-liquidating		Transfers to Fareclosed Property	
RECREATION and CONSERVATION		Other	11,042,100	Balance December 31, 1988	157,700.44
Beaches and Baordwalks		Total	19,022,100	PROPERTY ACQUIRED BY DEED OR	
Parks, Playgrounds, Shode Trees	196,107.00	ISSUED AND OUTSTANDING		FORECLOSURE	
Land Reclamation & Conservation	575.00	School	4,850,000.00	Balance January 1, 1988	73,179.00
Other Recreational Services	274,596.00	Self-Liquidating		Transfers Fram Taxes or Liens	
EDUCATION (excluding schools)		Other	10,499,000.00	Sale far Cash (1988)	2,200.00
Libraries	695,000.00	Total	15,349,000.00	Cancelled, Aboted or Adjusted (1988)	
Other Educational Services		EQUALIZED VALUATION BASIS		Balance December 31, 1988	70,779.00
STATUTORY EXPENDITURES		FOR NET DEBT COMPUTATION	1,583,714,741	CURRENT FINANCES DECEMBER 31, 1988	
Pensions & F. I. C. A.	1,859,000.00	REAL PROPERTY VALUATIONS		ASSETS	
Employee Fringe Benefits	845,000.00	Code Class # of Parcels % VAL'N		Cash Dec. 31, 1988	8,953,447.10
Other Statutory Expenditures	30,000.00	1 Vacant Land 252 1.60	32,397,500.00	Taxes Receivable	1,095,736.20
CETA And Other Public Employment Programs		2 Residential 6057 74.35	1,508,038,300.00	Tax Title Liens	157,700.44
MUNICIPAL FUNCTIONS TOTAL	19,705,090.83	3 Form		Foreclosed Property	70,979.00
CAPITAL IMPROVEMENTS *MEMO*	85,000.00	4a Commercial 465 12.64	256,373,200.00	Emergencies & Other Deferred Charges	90,000.00
DEBT SERVICE		4b Industrial 140 8.39	170,205,600.00	State and Federal Aid Receivable	
Principal Payments	2,254,270.00	4c Aportments 59 3.03	61,364,300.00	Other Receivables	218,674.85
Interest Payments	1,087,904.26	Total 6973	2,028,378,900.00	Total	10,586,737.59
TYPE I SCHL DEBT *MEMO	1,039,958.40	Land Area 4.90 Sq. Miles		LIABILITIES, RESERVES, AND SURPLUS	
DEFERRED CHARGES	45,000.00	Net Valuation Taxable-Municipal	2,048,004,605	Cash Liabilities	3,956,241.30
SCHOOL, COUNTY, SPECIAL DISTRICT TAXES	20,669,464.76	Net Valuation Taxable-County	1,645,256,886	Reserves for Receivables	1,543,290.49
RESERVE FOR UNCOLLECTED TAXES	2,189,644.27	State Equalized Valuation	1,999,691,012	Surplus Dec. 31, 1988	5,087,205.80
EXPENDITURES TOTAL	45,951,374.12	State Equalization Ratio	102.44	Total	10,586,737.59

ENGLEWOOD CLIFFS BORO. - BERGEN CO.

Form of Government:

Borough Council

Number of Members on Governing Body - 6

PER CAPITA:

Gross Debt 719.86
Net Debt 693.49
Debt Service 107.05
Total Tax Levy 1,846.94
Municipal Expenditures 1,009.08

PER CENT:

Gross Debt .38
Net Debt .36
Tax Levy Collected 98.29
Tax Levy Cancelled, Abated or Adjusted .28

General Tax Rate Per \$100.

3.25

State Equalized Tax Rate

.81

EXPENDITURES		REVENUES-REALIZED		1988 PROPERTY TAX	
GENERAL GOVERNMENT		1988 Property Taxes Collected		STATE EQUALIZED TAX RATE	
Governing Body & Public Boards	11,000.00	10,283,381.37		Local District School Taxes .29	
Municipal Clerk				3,774,893.50	
Financial Administration	25,500.00	1988 Payments in Lieu of Taxes		Regional & Consolidated School Tax	
Assessment of Taxes	22,023.50	Delinquent Tax & Lien Collections		School Taxes in Municipal Budget	
Collection of Taxes	57,491.99	Business Personalty Replacement Taxes		County Taxes .22	
Planning, Housing & Development	30,724.00	Taxes from Public Utilities		2,829,609.07	
Human Resources		Other Miscellaneous Tax Revenues		County Library Taxes	
Elections		State Aid Revenues		Local Municipal Purpose Taxes .30	
General Administration (other)	368,632.16	Federal Aid Revenues		3,803,438.65	
JUDICIARY		State and Local Fiscal Assistance Act Utilized		Veteran & Senior Citizen Taxes	
Municipal Courts	49,100.00	Sale of Acquired Property		29,900.00	
PUBLIC SAFETY		Other Miscellaneous Revenues		Total Taxes for Rate Computation	
Fire Protection	130,652.34	Total		.81	
Police Protection	1,349,652.70	11,977,114.12		Special District Taxes	
Civil Defense & Disaster Control	600.00	Prior Years Surplus Appropriated		Bank Corp. Taxes	
Environmental Inspection & Control	40,870.39	REVENUES TOTAL		47,889.18	
Other Public Safety		393,000.00		Added and Omitted Taxes	
PUBLIC WORKS		CAPITAL OUTLAY TOTAL		49,540.72	
Streets and Drainage	579,701.01	381,539.79		Total Taxes Levied - ABSTRACT	
Sewers and Sewage Processing	369,187.00	Public Enterprises		Total Taxes Billed	
Garbage and Trash Disposal	517,146.00	Recreation—Culture		10,505,371.12	
Public Buildings and Grounds	51,356.58	Public Works		1988 TAXES COLLECTED	
Other Public Works	97,550.00	Buildings and Grounds		10,462,577.73	
HEALTH and WELFARE		Library and Education		1988 Taxes Cancelled, Abated or Adjusted	
Health Services Except Environmental	32,090.00	Conservation		29,410.37	
Welfare-Public Assistance	3,445.00	All Other		Transfer to Tax Title Liens or Foreclosed	
Hospitals, Clinics, First Aid		CAPITAL DEBT AUTHORIZED, DECEMBER 31, 1988		Balance Outstanding Dec. 31, 1988	
Animal, Insect, & Rodent Control		ISSUED AND UNISSUED GROSS DEBT		149,785.99	
Other Welfare Services		NET DEBT		PRIOR YEARS TAXES OUTSTANDING	
RECREATION and CONSERVATION		SCHOOL		Balance January 1, 1988	
Beaches and Boardwalks	62,729.00	Self-liquidating		Collected in 1988	
Parks, Playgrounds, Shade Trees	6,531.00	Other		Cancelled, Abated or Adjusted 1988	
Land Reclamation & Conservation	7,000.00	Total		451.00	
Other Recreational Services		ISSUED AND OUTSTANDING		Transfers to Tax Title Liens or Foreclosed	
EDUCATION (excluding schools)		SCHOOL		Balance December 31, 1988	
Libraries	72,625.00	Self-Liquidating		TAX TITLE LIENS OUTSTANDING	
Other Educational Services		Other		Balance January 1, 1988	
STATUTORY EXPENDITURES		Total		Transfer From Taxes	
Pensions & F. I. C. A.	272,495.53	EQUALIZED VALUATION BASIS		Redeemed in 1988	
Employee Fringe Benefits	140,100.00	FOR NET DEBT COMPUTATION		Cancelled, Abated or Adjusted (1988)	
Other Statutory Expenditures	10,000.00	REAL PROPERTY VALUATIONS		Transfers to Foreclosed Property	
CETA And Other Public Employment Programs		Cade Class # of Parcels % VAL'N		Balance December 31, 1988	
MUNICIPAL FUNCTIONS TOTAL	4,308,773.30	ASSESSED VALUATION		PROPERTY ACQUIRED BY DEED OR	
CAPITAL IMPROVEMENTS *MEMO*		1		FORECLOSURE	
DEBT SERVICE		2		Balance January 1, 1988	
Principal Payments	406,000.00	3		Transfers From Taxes or Liens	
Interest Payments	202,832.46	4a		Sale for Cash (1988)	
DEFERRED CHARGES		4b		Cancelled, Abated or Adjusted (1988)	
SCHOOL, COUNTY, SPECIAL DISTRICT TAXES	6,604,502.57	4c		Balance December 31, 1988	
RESERVE FOR UNCOLLECTED TAXES	393,000.00	Total		39,528.00	
EXPENDITURES TOTAL	12,344,145.27	Land Area 1.80 Sq. Miles		Transfers From Taxes or Liens	
		Net Valuation Taxable-Municipal		Sale for Cash (1988)	
		Net Valuation Taxable-County		Cancelled, Abated or Adjusted (1988)	
		State Equalized Valuation		Balance December 31, 1988	
		State Equalization Ratio		39,528.00	
				Taxes Receivable	
				149,785.99	
				Tax Title Liens	
				Foreclosed Property	
				39,528.00	
				Emergencies & Other Deferred Charges	
				90,000.00	
				State and Federal Aid Receivable	
				7,058.82	
				Other Receivables	
				83,944.53	
				Total	
				1,142,619.82	
				LIABILITIES, RESERVES, AND SURPLUS	
				Cash Liabilities	
				379,291.52	
				Reserves for Receivables	
				273,258.52	
				Surplus Dec. 31, 1988	
				490,069.78	
				Total	
				1,142,619.82	

1312
Population 1980 976
Population 1988 1,243
S & P Rating
Moody Rating

General Tax Rate Per \$100. 3.03
State Equalized Tax Rate 1.74

ENGLISHTOWN BORO. — MONMOUTH CO.
Form of Government:
Borough Council
Number of Members on Governing Body — 6

PER CAPITA:
Gross Debt 1,940.04
Net Debt 1,369.30
Debt Service 27.51
Total Tax Levy 815.85
Municipal Expenditures 426.59
PER CENT:
Gross Debt 5.31
Net Debt 4.10
Tax Levy Collected 96.76
Tax Levy Cancelled, Abated or Adjusted

EXPENDITURES		REVENUES-REALIZED		1988 PROPERTY TAX	
GENERAL GOVERNMENT		1988 Property Taxes Collected		STATE EQUALIZED TAX RATE	
Governing Body & Public Boards	4,500.00	930,073.78		Local District School Taxes	
Municipal Clerk	25,205.12	1988 Payments in Lieu of Taxes		Regional & Consolidated School Tax .79	
Financial Administration	22,200.00	Delinquent Tax & Lien Collections		School Taxes in Municipal Budget	
Assessment of Taxes	5,000.00	26,230.55		County Taxes .33 *	
Collection of Taxes	5,900.00	Business Personalty Replacement Taxes		County Library Taxes .01	
Planning, Housing & Development	20,000.00	Taxes from Public Utilities		Local Municipal Purpose Taxes .41	
Human Resources		Other Miscellaneous Tax Revenues		Veteran & Senior Citizen Taxes	
Elections	1,000.00	State Aid Revenues		Total Taxes for Rate Computation 1.74	
General Administration (other)	74,370.78	Federal Aid Revenues		Special District Taxes	
JUDICIARY		State and Local Fiscal Assistance Act Utilized		Bank Corp. Taxes	
Municipal Courts	15,065.00	Sale of Acquired Property		Added and Omitted Taxes	
PUBLIC SAFETY		Other Miscellaneous Revenues		Total Taxes Levied - ABSTRACT	
Fire Protection	17,791.36	Total		Total Taxes Billed	
Police Protection	52,213.00	Prior Years Surplus Appropriated		1988 TAXES COLLECTED	
Civil Defense & Disaster Control		REVENUES TOTAL		1988 Taxes Cancelled, Abated or Adjusted	
Environmental Inspection & Control	22,601.00	Reserve For Uncollected Taxes		Transfer to Tax Title Liens or Foreclosed	
Other Public Safety		CAPITAL OUTLAY TOTAL		Balance Outstanding Dec. 31, 1988	
PUBLIC WORKS		790,327.33		PRIOR YEARS TAXES OUTSTANDING	
Streets and Drainage	29,850.00	Public Enterprises		Balance January 1, 1988	
Sewers and Sewage Processing		Recreation—Culture		Collected in 1988	
Garbage and Trash Disposal	51,800.00	Public Works		Cancelled, Abated or Adjusted 1988	
Public Buildings and Grounds	11,500.00	Buildings and Grounds		Transfers to Tax Title Liens or Foreclosed	
Other Public Works	4,800.00	Library and Education		Balance December 31, 1988	
HEALTH and WELFARE		Conservation		TAX TITLE LIENS OUTSTANDING	
Health Services Except Environmental		All Other		Balance January 1, 1988	
Welfare-Public Assistance	5,200.00	CAPITAL DEBT AUTHORIZED, DECEMBER 31, 1988		Transfer From Taxes	
Hospitals, Clinics, First Aid		ISSUED AND UNISSUED GROSS DEBT		Redeemed in 1988	
Animal, Insect, & Rodent Control	1,000.00	NET DEBT		Cancelled, Abated or Adjusted (1988)	
Other Welfare Services		School 371,982		Transfers to Foreclosed Property	
RECREATION and CONSERVATION		Self-Liquidating 1,408,399		Balance December 31, 1988	
Beaches and Boardwalks		Other 631,038		PROPERTY ACQUIRED BY DEED OR FORECLOSURE	
Parks, Playgrounds, Shade Trees		Total 2,411,470		Balance January 1, 1988	
Land Reclamation & Conservation	10,500.00	ISSUED AND OUTSTANDING		Transfers From Taxes or Liens	
Other Recreational Services	2,700.00	School 313,277.05		Sale for Cash (1988)	
EDUCATION (excluding schools)		Self-Liquidating 1,408,399.20		Cancelled, Abated or Adjusted (1988)	
Libraries		Other 313,338.07		Balance December 31, 1988	
Other Educational Services		Total 2,035,014.32		CURRENT FINANCES DECEMBER 31, 1988	
STATUTORY EXPENDITURES		EQUALIZED VALUATION BASIS		ASSETS	
Pensions & F. I. C. A.	19,659.36	FOR NET DEBT COMPUTATION		Cash Dec. 31, 1988	
Employee Fringe Benefits	12,000.00	REAL PROPERTY VALUATIONS		Taxes Receivable	
Other Statutory Expenditures	3,200.00	Code Class # of Parcels % VAL'N ASSESSED VALUATION		Tax Title Liens	
CETA And Other Public Employment Programs		1 Vacant Land 117 11.57 3,618,450.00		Foreclosed Property	
MUNICIPAL FUNCTIONS TOTAL	418,056.12	2 Residential 320 51.83 19,332,530.00		Emergencies & Other Deferred Charges	
CAPITAL IMPROVEMENTS *MEMO*	5,000.00	3 Farm 10 1.44 449,720.00		State and Federal Aid Receivable	
DEBT SERVICE		4a Commercial 29 16.40 5,129,200.00		Other Receivables	
Principal Payments	32,276.21	4b Industrial 5 7.56 2,363,550.00		Total	
Interest Payments	1,917.70	4c Apartments 2 1.19 372,950.00		LIABILITIES, RESERVES, AND SURPLUS	
DEFERRED CHARGES	9,000.00	Total 433 31,266,450.00		Cash Liabilities	
SCHOOL, COUNTY, SPECIAL DISTRICT TAXES	764,442.53	Land Area .57 Sq. Miles		Reserves for Receivables	
RESERVE FOR UNCOLLECTED TAXES	69,000.00	Net Valuation Taxable-Municipal		Surplus Dec. 31, 1988	
EXPENDITURES TOTAL	1,294,692.56	Net Valuation Taxable-County		Total	
		State Equalized Valuation			
		State Equalization Ratio			

0706

Population 1980 2,363
 Population 1988 2,319
 S & P Rating
 Moody Rating

General Tax Rate Per \$100.

6.57

State Equalized Tax Rate

1.34

ESSEX FELS TOWNSHIP - ESSEX COUNTY**Form of Government:****Borough Council****Number of Members on Governing Body - 6****PER CAPITA:**

Gross Debt 99.53

Net Debt

Debt Service

Total Tax Levy 1,971.23

Municipal Expenditures 701.34

PER CENT:

Gross Debt .08

Net Debt

Tax Levy Collected 98.95

Tax Levy Cancelled, Abated
or Adjusted .05

EXPENDITURES		REVENUES-REALIZED		1988 PROPERTY TAX	
GENERAL GOVERNMENT				STATE EQUALIZED TAX RATE	
Governing Body & Public Boards		1988 Property Taxes Collected	4,526,461.68	Local District School Taxes .26	882,347.50
Municipal Clerk		1988 Payments in Lieu of Taxes		Regional & Consolidated School Tax .23	781,053.63
Financial Administration	35,977.89	Delinquent Tax & Lien Collections	42,252.11	School Taxes in Municipal Budget	
Assessment of Taxes	7,540.00	Business Personalty Replacement Taxes	6,004.24	County Taxes .65	2,197,944.75
Collection of Taxes	3,410.96	Taxes from Public Utilities	219,288.00	County Library Taxes	
Planning, Housing & Development	2,862.00	Other Miscellaneous Tax Revenues		Local Municipal Purpose Taxes .21	700,101.00
Human Resources	31,936.47	State Aid Revenues	85,173.86	Veteran & Senior Citizen Taxes	7,150.00
Elections	747.73	Federal Aid Revenues		Total Taxes for Rate Computation 1.35	4,568,596.88
General Administration (other)	124,294.26	State and Local Fiscal Assistance Act Utilized		Special District Taxes	
JUDICIARY		Sale of Acquired Property		Bank Corp. Taxes	
Municipal Courts	32,762.35	Other Miscellaneous Revenues	315,248.25	Added and Omitted Taxes	9,833.96
PUBLIC SAFETY		Total	5,193,428.14	Total Taxes Levied - ABSTRACT	4,571,280.84
Fire Protection	18,820.28	Prior Years Surplus Appropriated	396,000.00	Total Taxes Billed	4,574,374.31
Police Protection	482,410.00	REVENUES TOTAL	5,589,428.14	1988 TAXES COLLECTED	4,526,461.68
Civil Defense & Disaster Control	100.00	Reserve For Uncollected Taxes	381,051.46	1988 Taxes Cancelled, Abated or Adjusted	2,501.94
Environmental Inspection & Control	3,658.66	CAPITAL OUTLAY TOTAL	135,837.31	Transfer to Tax Title Liens or Foreclosed	
Other Public Safety		Public Enterprises	61,161.08	Balance Outstanding Dec. 31, 1988	45,410.69
PUBLIC WORKS		Recreation—Culture		PRIOR YEARS TAXES OUTSTANDING	
Streets and Drainage	124,831.38	Public Works	68,410.32	Balance January 1, 1988	42,252.11
Sewers and Sewage Processing	107,359.00	Buildings and Grounds	6,265.91	Collected in 1988	42,252.11
Garbage and Trash Disposal		Library and Education		Cancelled, Abated or Adjusted 1988	
Public Buildings and Grounds	78,657.10	Conservation		Transfers to Tax Title Liens or Foreclosed	
Other Public Works		All Other		Balance December 31, 1988	
HEALTH and WELFARE		CAPITAL DEBT AUTHORIZED, DECEMBER 31, 1988		TAX TITLE LIENS OUTSTANDING	
Health Services Except Environmental	3,232.21	ISSUED AND UNISSUED GROSS DEBT NET DEBT		Balance January 1, 1988	
Welfare-Public Assistance	3,200.00	School 230,802		Transfer From Taxes	
Hospitals, Clinics, First Aid		Self-liquidating		Redeemed in 1988	
Animal, Insect, & Rodent Control		Other		Cancelled, Abated or Adjusted (1988)	
Other Welfare Services		Total 230,802		Transfers to Foreclosed Property	
RECREATION and CONSERVATION		ISSUED AND OUTSTANDING		Balance December 31, 1988	
Beaches and Boardwalks	18,059.32	School 230,802.15		PROPERTY ACQUIRED BY DEED OR FORECLOSURE	
Parks, Playgrounds, Shade Trees		Self-Liquidating		Balance January 1, 1988	1,900.00
Land Reclamation & Conservation	7,635.00	Other		Transfers From Taxes or Liens	
Other Recreational Services		Total 230,802.15		Sale for Cash (1988)	
EDUCATION (excluding schools)		EQUALIZED VALUATION BASIS FOR NET DEBT COMPUTATION	279,465,412	Cancelled, Abated or Adjusted (1988)	
Libraries		REAL PROPERTY VALUATIONS		Balance December 31, 1988	1,900.00
Other Educational Services		Code Class # of Parcels % VAL'N ASSESSED VALUATION		CURRENT FINANCES DECEMBER 31, 1988	
STATUTORY EXPENDITURES		1 Vacant Land 41 .87 600,600.00		ASSETS	
Pensions & F. I. C. A.	117,870.93	2 Residential 733 96.73 67,065,500.00		Cash Dec. 31, 1988	1,685,239.75
Employee Fringe Benefits	33,239.19	3 Farm		Taxes Receivable	45,410.69
Other Statutory Expenditures		4a Commercial 5 2.41 1,667,800.00		Tax Title Liens	
CETA And Other Public Employment Programs		4b Industrial		Foreclosed Property	1,900.00
MUNICIPAL FUNCTIONS TOTAL	1,243,754.73	4c Apartments		Emergencies & Other Deferred Charges	1,600.00
CAPITAL IMPROVEMENTS *MEMO*	85,530.00	Total 779 69,333,900.00		State and Federal Aid Receivable	
DEBT SERVICE		Land Area 1.30 Sq. Miles		Other Receivables	23,598.39
Principal Payments		Net Valuation Taxable-Municipal	69,475,500	Total	1,757,748.83
Interest Payments		Net Valuation Taxable-County	284,953,278	LIABILITIES, RESERVES, AND SURPLUS	
DEFERRED CHARGES	1,600.00	State Equalized Valuation	340,180,344	Cash Liabilities	1,229,722.19
SCHOOL, COUNTY, SPECIAL DISTRICT TAXES	3,861,345.88	State Equalization Ratio 20.39		Reserves for Receivables	70,939.08
EXPENDITURES TOTAL	5,487,752.12			Surplus Dec. 31, 1988	457,087.56
				Total	1,757,748.83

0109
Population 1980 848
Population 1988 1,123
S & P Rating
Moody Rating

General Tax Rate Per \$100. 4.07
State Equalized Tax Rate 1.63

ESTELL MANOR CITY – ATLANTIC COUNTY
Form of Government:
Small Municipality Plan D (OMCL 50)
Number of Members on Governing Body – 5

PER CAPITA:
Gross Debt 89.54
Net Debt
Debt Service
Total Tax Levy 783.63
Municipal Expenditures 434.82
PER CENT:
Gross Debt .22
Net Debt
Tax Levy Collected 39.99
Tax Levy Cancelled, Abated or Adjusted .10

EXPENDITURES		REVENUES-REALIZED		1988 PROPERTY TAX	
GENERAL GOVERNMENT				STATE EQUALIZED TAX RATE 1.17	
Governing Body & Public Boards		1988 Property Taxes Collected 800,535.16		Local District School Taxes	613,253.50
Municipal Clerk	20,100.00	1988 Payments in Lieu of Taxes		Regional & Consolidated School Tax	
Financial Administration	20,150.00	Delinquent Tax & Lien Collections 51,059.78		School Taxes in Municipal Budget	
Assessment of Taxes	24,595.00	Business Personalty Replacement Taxes 7,679.43		County Taxes .44 *	232,579.30
Collection of Taxes	11,600.00	Taxes from Public Utilities 165,832.00		County Library Taxes .03	15,802.30
Planning, Housing & Development		Other Miscellaneous Tax Revenues		Local Municipal Purpose Taxes	
Human Resources		State Aid Revenues 48,246.31		Veteran & Senior Citizen Taxes	13,100.00
Elections		Federal Aid Revenues		Total Taxes for Rate Computation 1.04	379,735.10
General Administration (other)	89,931.00	State and Local Fiscal Assistance Act Utilized		Special District Taxes	
JUDICIARY		Sale of Acquired Property		Bank Corp. Taxes	
Municipal Courts	54,538.00	Other Miscellaneous Revenues 97,512.36		Added and Omitted Taxes	22,937.37
PUBLIC SAFETY		Total 1,170,915.59		Total Taxes Levied - ABSTRACT	389,572.47
Fire Protection	15,514.36	Prior Years Surplus Appropriated 137,075.26		Total Taxes Billed	689,615.22
Police Protection	5,650.00	REVENUES TOTAL 1,357,990.35		1988 TAXES COLLECTED	800,535.16
Civil Defense & Disaster Control	1,150.00	Reserve For Uncollected Taxes 117,800.00		1988 Taxes Cancelled, Abated or Adjusted	837.77
Environmental Inspection & Control	1,700.00			Transfer to Tax Title Liens or Foreclosed	31,382.94
Other Public Safety				Balance Outstanding Dec. 31, 1988	56,810.35
PUBLIC WORKS				PRIOR YEARS TAXES OUTSTANDING	
Streets and Drainage	51,500.00			Balance January 1, 1988	57,745.03
Sewers and Sewage Processing	39,830.00			Collected in 1988	49,313.46
Garbage and Trash Disposal	13,300.00			Cancelled, Abated or Adjusted 1988	1.91
Public Buildings and Grounds	700.00			Transfers to Tax Title Liens or Foreclosed	7,929.66
Other Public Works				Balance December 31, 1988	
HEALTH and WELFARE				TAX TITLE LIENS OUTSTANDING	
Health Services Except Environmental	300.00			Balance January 1, 1988	231,528.18
Welfare-Public Assistance	875.00			Transfer From Taxes	40,637.28
Hospitals, Clinics, First Aid				Redeemed in 1988	1,246.32
Animal, Insect, & Rodent Control	1,800.00			Cancelled, Abated or Adjusted (1988)	
Other Welfare Services				Transfers to Foreclosed Property	
RECREATION and CONSERVATION				Balance December 31, 1988	270,919.14
Beaches and Boardwalks				PROPERTY ACQUIRED BY DEED OR FORECLOSURE	
Parks, Playgrounds, Shade Trees				Balance January 1, 1988	274,175.00
Land Reclamation & Conservation	650.00			Transfers From Taxes or Liens	
Other Recreational Services				Sale for Cash (1988)	
EDUCATION (excluding schools)				Cancelled, Abated or Adjusted (1988)	
Libraries				Balance December 31, 1988	274,175.00
Other Educational Services				CURRENT FINANCES DECEMBER 31, 1988	
STATUTORY EXPENDITURES				ASSETS	
Pensions & F. I. C. A.	13,400.00			Cash Dec. 31, 1988	837,208.41
Employee Fringe Benefits	2,000.00			Taxes Receivable	56,810.35
Other Statutory Expenditures				Tax Title Liens	270,919.14
CETA And Other Public Employment Programs				Foreclosed Property	274,175.00
MUNICIPAL FUNCTIONS TOTAL	369,833.36			Emergencies & Other Deferred Charges	8,446.76
CAPITAL IMPROVEMENTS *MEMO*	5,000.00			State and Federal Aid Receivable	
DEBT SERVICE				Other Receivables	17,786.94
Principal Payments				Total	1,465,346.60
Interest Payments				LIABILITIES, RESERVES, AND SURPLUS	
DEFERRED CHARGES	2,846.76			Cash Liabilities	548,071.93
SCHOOL, COUNTY, SPECIAL DISTRICT TAXES	866,635.10			Reserves for Receivables	619,691.43
RESERVE FOR UNCOLLECTED TAXES	117,800.00			Surplus Dec. 31, 1988	297,583.24
EXPENDITURES TOTAL	1,357,115.22			Total	1,465,346.60

0313

Population 1980 21,503
 Population 1988 31,307
 S & P Rating
 Moody Rating A1

General Tax Rate Per \$100.

2.97

State Equalized Tax Rate

1.67

EVESHAM TOWNSHIP - BURLINGTON CO.

Form of Government:

Council-Manager Plan B (OMCL 50)

Number of Members on Governing Body - 5

PER CAPITA:

Gross Debt 1,485.86
 Net Debt 744.99
 Debt Service 35.07
 Total Tax Levy 849.26
 Municipal Expenditures 282.79

PER CENT:

Gross Debt 4.20
 Net Debt 2.11
 Tax Levy Collected 98.54
 Tax Levy Cancelled, Abated or Adjusted .16

EXPENDITURES		REVENUES-REALIZED		1988 PROPERTY TAX	
GENERAL GOVERNMENT				STATE EQUALIZED TAX RATE → .59	
Governing Body & Public Boards	40,473.00	1988 Property Taxes Collected	26,601,093.05	Local District School Taxes	8,589,926.00
Municipal Clerk	184,738.00	1988 Payments in Lieu of Taxes		Regional & Consolidated School Tax	4,808,892.14
Financial Administration	160,364.00	Delinquent Tax & Lien Collections	831,938.58	School Taxes in Municipal Budget	
Assessment of Taxes	373,933.00	Business Personalty Replacement Taxes	100,223.12	County Taxes	7,349,963.90
Collection of Taxes	108,654.00	Taxes from Public Utilities	1,934,932.13	County Library Taxes	417,107.93
Planning, Housing & Development	116,137.00	Other Miscellaneous Tax Revenues		Local Municipal Purpose Taxes	3,133,360.00
Human Resources		State Aid Revenues	202,607.89	Veteran & Senior Citizen Taxes	136,550.00
Elections		Federal Aid Revenues		Total Taxes for Rate Computation	24,435,799.97
General Administration (other)	1,054,517.00	State and Local Fiscal Assistance Act Utilized		Special District Taxes	817,000.00
JUDICIARY		Sale of Acquired Property		Bank Corp. Taxes	20,771.73
Municipal Courts	64,109.00	Other Miscellaneous Revenues	1,594,266.12	Added and Omitted Taxes	1,875,406.50
PUBLIC SAFETY		Total	31,265,060.89	Total Taxes Levied - ABSTRACT	27,012,428.20
Fire Protection		Prior Years Surplus Appropriated	2,297,980.00	Total Taxes Billed	26,995,395.84
Police Protection	1,830,220.00	REVENUES TOTAL	33,563,040.89	1988 TAXES COLLECTED	26,601,093.05
Civil Defense & Disaster Control		Reserve For Uncollected Taxes	705,605.00	1988 Taxes Cancelled, Abated or Adjusted	43,264.64
Environmental Inspection & Control	240,471.00	CAPITAL OUTLAY TOTAL	3,242,728.03	Transfer to Tax Title Liens or Foreclosed	5,139.73
Other Public Safety				Balance Outstanding Dec. 31, 1988	345,898.42
PUBLIC WORKS				PRIOR YEARS TAXES OUTSTANDING	
Streets and Drainage	569,279.00	Public Enterprises	7,480.00	Balance January 1, 1988	838,472.87
Sewers and Sewage Processing	645,639.58	Recreation—Culture	31,570.73	Collected in 1988	831,938.58
Garbage and Trash Disposal	810,000.00	Public Works	661,997.36	Cancelled, Abated or Adjusted 1988	2,316.67
Public Buildings and Grounds	46,270.00	Buildings and Grounds	2,541,679.94	Transfers to Tax Title Liens or Foreclosed	
Other Public Works		Library and Education		Balance December 31, 1988	4,217.62
HEALTH and WELFARE		Conservation		TAX TITLE LIENS OUTSTANDING	
Health Services Except Environmental	14,525.00	All Other		Balance January 1, 1988	32,966.56
Welfare-Public Assistance	3,000.00	CAPITAL DEBT AUTHORIZED, DECEMBER 31, 1988		Transfer From Taxes	5,139.73
Hospitals, Clinics, First Aid		ISSUED AND UNISSUED		Redeemed in 1988	
Animal, Insect, & Rodent Control		School	22,837,065	Cancelled, Abated or Adjusted (1988)	
Other Welfare Services	125.00	Self-liquidating	530,519	Transfers to Foreclosed Property	
RECREATION and CONSERVATION		Other	23,793,171	Balance December 31, 1988	38,106.29
Beaches and Boardwalks		Total	47,260,755	PROPERTY ACQUIRED BY DEED OR FORECLOSURE	
Parks, Playgrounds, Shade Trees	96,691.00	ISSUED AND OUTSTANDING		Balance January 1, 1988	283,780.82
Land Reclamation & Conservation	12,300.00	School	4,501,564.70	Transfers From Taxes or Liens	
Other Recreational Services	172,963.00	Self-liquidating		Sale for Cash (1988)	
EDUCATION (excluding schools)		Other	4,097,000.00	Cancelled, Abated or Adjusted (1988)	
Libraries	80,993.00	Total	8,598,564.70	Balance December 31, 1988	283,780.82
Other Educational Services		EQUALIZED VALUATION BASIS		CURRENT FINANCES DECEMBER 31, 1988	
STATUTORY EXPENDITURES		FOR NET DEBT COMPUTATION	1,124,398,924	ASSETS	
Pensions & F. I. C. A.	540,141.00	REAL PROPERTY VALUATIONS		Cash Dec. 31, 1988	6,471,773.38
Employee Fringe Benefits		Code Class # of Parcels % VAL'N		Taxes Receivable	350,116.04
Other Statutory Expenditures		1 Vacant Land 2049 4.66	37,475,200.00	Tax Title Liens	38,106.29
CETA And Other Public Employment Programs		2 Residential 9408 71.78	577,585,900.00	Foreclosed Property	283,780.82
MUNICIPAL FUNCTIONS TOTAL	7,165,642.58	3 Farm 200 .63	5,091,300.00	Emergencies & Other Deferred Charges	332,907.20
CAPITAL IMPROVEMENTS *MEMO*	590,000.00	4a Commercial 341 17.53	141,067,900.00	State and Federal Aid Receivable	43,076.10
DEBT SERVICE		4b Industrial 19 2.31	18,568,600.00	Other Receivables	326,996.15
Principal Payments	697,562.00	4c Apartments 12 3.08	24,816,400.00	Total	7,846,755.98
Interest Payments	417,974.68	Total 12029	804,605,300.00	LIABILITIES, RESERVES, AND SURPLUS	
DEFERRED CHARGES	7,838.00	Land Area 29.65 Sq. Miles		Cash Liabilities	4,059,101.78
SCHOOL, COUNTY, SPECIAL DISTRICT TAXES	21,982,839.97	Net Valuation Taxable-Municipal	817,175,960	Reserves for Receivables	998,999.30
RESERVE FOR UNCOLLECTED TAXES	705,605.00	Net Valuation Taxable-County	1,246,562,906	Surplus Dec. 31, 1988	2,788,654.90
EXPENDITURES TOTAL	30,977,512.23	State Equalized Valuation	1,441,202,230	Total	7,846,755.98
		State Equalization Ratio	56.32		

1102
 Population 1980 34,842
 Population 1988 35,985
 S & P Rating
 Moody Rating A
 General Tax Rate Per \$100. 12.93
 State Equalized Tax Rate 1.97

EWING TOWNSHIP — MERCER COUNTY
Form of Government:
Township Committee
Number of Members on Governing Body — 5

PER CAPITA:
 Gross Debt 229.36
 Net Debt 225.80
 Debt Service 26.13
 Total Tax Levy 338.92
 Municipal Expenditures 462.33
PER CENT:
 Gross Debt .67
 Net Debt .66
 Tax Levy Collected 97.20
 Tax Levy Cancelled, Abated or Adjusted .32

EXPENDITURES		REVENUES-REALIZED		1988 PROPERTY TAX	
GENERAL GOVERNMENT				STATE EQUALIZED TAX RATE	
Governing Body & Public Boards		1988 Property Taxes Collected	29,291,839.51	Local District School Taxes	1.38 16,438,117.00
Municipal Clerk		1988 Payments in Lieu of Taxes	292,826.00	Regional & Consolidated School Tax	
Financial Administration	59,324.82	Delinquent Tax & Lien Collections	584,603.20	School Taxes in Municipal Budget	
Assessment of Taxes	74,685.26	Business Personalty Replacement Taxes	1,268,157.60	County Taxes	.49 7,458,781.98
Collection of Taxes	136,468.52	Taxes from Public Utilities	2,273,072.00	County Library Taxes	.05 769,538.23
Planning, Housing & Development	16,936.46	Other Miscellaneous Tax Revenues	1,402,564.80	Local Municipal Purpose Taxes	.34 5,184,347.19
Human Resources	147,095.63	State Aid Revenues	952,515.12	Veteran & Senior Citizen Taxes	355,950.00
Elections	15,412.65	Federal Aid Revenues		Total Taxes for Rate Computation	1.96 30,206,734.40
General Administration (other)	1,340,534.80	State and Local Fiscal Assistance Act Utilized		Special District Taxes	
JUDICIARY		Sale of Acquired Property	5,709,979.22	Bank Corp. Taxes	52,429.99
Municipal Courts	178,427.15	Other Miscellaneous Revenues	41,730,557.45	Added and Omitted Taxes	285,427.33
PUBLIC SAFETY		Total	41,730,557.45	Total Taxes Levied - ABSTRACT	30,138,642.27
Fire Protection	538,922.30	Prior Years Surplus Appropriated		Total Taxes Billed	30,136,212.28
Police Protection	2,825,903.87	REVENUES TOTAL	41,730,557.45	1988 TAXES COLLECTED	29,291,839.51
Civil Defense & Disaster Control	4,000.00	Reserve For Uncollected Taxes	948,967.35	1988 Taxes Cancelled, Abated or Adjusted	95,099.71
Environmental Inspection & Control	96,693.42	CAPITAL OUTLAY TOTAL	1,136,095.53	Transfer to Tax Title Liens or Foreclosed	15,335.29
Other Public Safety				Balance Outstanding Dec. 31, 1988	733,387.77
PUBLIC WORKS				PRIOR YEARS TAXES OUTSTANDING	
Streets and Drainage	962,812.50	Public Enterprises		Balance January 1, 1988	590,919.18
Sewers and Sewage Processing	3,690,322.89	Recreation—Culture	195,234.51	Collected in 1988	569,083.63
Garbage and Trash Disposal	1,748,120.60	Public Works	164,136.79	Cancelled, Abated or Adjusted 1988	
Public Buildings and Grounds	190,938.13	Buildings and Grounds	776,724.28	Transfers to Tax Title Liens or Foreclosed	
Other Public Works		Library and Education		Balance December 31, 1988	21,835.50
HEALTH and WELFARE		Conservation		TAX TITLE LIENS OUTSTANDING	
Health Services Except Environmental	174,654.15	All Other		Balance January 1, 1988	29,923.89
Welfare-Public Assistance	39,355.02	CAPITAL DEBT AUTHORIZED, DECEMBER 31, 1988		Transfer From Taxes	13,591.43
Hospitals, Clinics, First Aid		ISSUED AND UNISSUED GROSS DEBT NET DEBT		Redeemed in 1988	1,433.55
Animal, Insect, & Rodent Control	19,031.65	School 128,000		Cancelled, Abated or Adjusted (1988)	
Other Welfare Services		Self-Liquidating		Transfers to Foreclosed Property	
RECREATION and CONSERVATION		Other 3,125,391	3,125,391	Balance December 31, 1988	47,086.77
Beaches and Boardwalks		Total 3,253,391	3,125,391	PROPERTY ACQUIRED BY DEED OR FORECLOSURE	
Parks, Playgrounds, Shade Trees	573,892.35	ISSUED AND OUTSTANDING		Balance January 1, 1988	162,999.60
Land Reclamation & Conservation	200.00	School	128,000.00	Transfers From Taxes or Liens	
Other Recreational Services	162,043.53	Self-Liquidating		Sale for Cash (1988)	119,297.60
EDUCATION (excluding schools)		Other		Cancelled, Abated or Adjusted (1988)	
Libraries		Total	7,172,552.50	Balance December 31, 1988	43,702.00
Other Educational Services	20,879.50	EQUALIZED VALUATION BASIS FOR NET DEBT COMPUTATION	7,300,552.50	CURRENT FINANCES DECEMBER 31, 1988	
STATUTORY EXPENDITURES		REAL PROPERTY VALUATIONS		ASSETS	
Pensions & F. I. C. A.	914,935.37	Code Class # of Parcels % VAL'N		Cash Dec. 31, 1988	2,893,093.91
Employee Fringe Benefits	699,735.00	1 Vacant Land 1190 1.69	3,829,870.00	Taxes Receivable	755,223.27
Other Statutory Expenditures		2 Residential 9507 64.38	146,936,858.00	Tax Title Liens	47,086.77
CETA And Other Public Employment Programs		3 Farm 11 .09	200,180.00	Foreclosed Property	43,702.00
MUNICIPAL FUNCTIONS TOTAL	14,632,025.57	4a Commercial 477 23.13	52,520,620.00	Emergencies & Other Deferred Charges	16,567.33
CAPITAL IMPROVEMENTS *MEMO*		4b Industrial 32 5.03	11,406,255.00	State and Federal Aid Receivable	
DEBT SERVICE		4c Apartments 16 5.13	11,619,600.00	Other Receivables	559,600.26
Principal Payments	525,720.00	Total 11233	226,563,383.00	Total	4,315,274.04
Interest Payments	416,240.62	Land Area 15.13 Sq. Miles		LIABILITIES, RESERVES, AND SURPLUS	
DEFERRED CHARGES	114,134.74	Net Valuation Taxable-Municipal	231,002,652	Cash Liabilities	1,006,208.59
SCHOOL, COUNTY, SPECIAL DISTRICT TAXES	24,666,437.21	Net Valuation Taxable-County	1,301,965,532	Reserves for Receivables	1,100,662.57
RESERVE FOR UNCOLLECTED TAXES	948,967.35	State Equalized Valuation	1,120,099,631	Surplus Dec. 31, 1988	2,203,402.32
EXPENDITURES TOTAL	41,303,525.49	State Equalization Ratio	15.23	Total	4,315,274.04

Population 1980 5,679
 Population 1988 5,536
 S & P Rating
 Moody Rating A

General Tax Rate Per \$100.

2.48

State Equalized Tax Rate

1.64

FAIR HAVEN BOROUGH - MONMOUTH CO.

Form of Government:

Borough Council

Number of Members on Governing Body - 6

PER CAPITA:

Gross Debt 499.19
 Net Debt 486.18
 Debt Service 60.06
 Total Tax Levy 1,390.01
 Municipal Expenditures 499.17

PER CENT:

Gross Debt .74
 Net Debt .72
 Tax Levy Collected 97.59
 Tax Levy Cancelled, Abated or Adjusted

EXPENDITURES	REVENUES-REALIZED	1988 PROPERTY TAX
GENERAL GOVERNMENT		STATE EQUALIZED TAX RATE
Governing Body & Public Boards		Local District School Taxes .61 2,835,077.00
Municipal Clerk		Regional & Consolidated School Tax .35 1,601,587.70
Financial Administration 19,500.00	1988 Property Taxes Collected 7,490,167.22	School Taxes in Municipal Budget
Assessment of Taxes 15,717.00	1988 Payments in Lieu of Taxes	County Taxes .34 1,564,759.30
Collection of Taxes 65,175.00	Delinquent Tax & Lien Collections 155,141.44	County Library Taxes .01 59,457.29
Planning, Housing & Development 15,435.00	Business Personalty Replacement Taxes 24,922.36	Local Municipal Purpose Taxes .34 1,559,281.00
Human Resources 29,500.00	Taxes from Public Utilities 345,306.00	Veteran & Senior Citizen Taxes
Elections	Other Miscellaneous Tax Revenues	Total Taxes for Rate Computation 1.65 7,660,612.29
General Administration (other) 230,507.00	State Aid Revenues 153,421.25	Special District Taxes
JUDICIARY	Federal Aid Revenues	Bank Corp. Taxes
Municipal Courts 16,474.92	State and Local Fiscal Assistance Act Utilized	Added and Omitted Taxes
PUBLIC SAFETY	Sale of Acquired Property	Total Taxes Levied - ABSTRACT 7,695,079.94
Fire Protection 50,296.52	Other Miscellaneous Revenues 359,139.20	Total Taxes Billed 7,674,915.93
Police Protection 541,601.62	Total 8,528,097.47	1988 TAXES COLLECTED 7,490,167.22
Civil Defense & Disaster Control 3,350.00	Prior Years Surplus Appropriated 360,000.00	1988 Taxes Cancelled, Abated or Adjusted
Environmental Inspection & Control 36,300.00	REVENUES TOTAL 8,888,097.47	Transfer to Tax Title Liens or Foreclosed
Other Public Safety	Reserve For Uncollected Taxes 251,364.53	Balance Outstanding Dec. 31, 1988 184,748.71
PUBLIC WORKS	CAPITAL OUTLAY TOTAL 322,177.32	PRIOR YEARS TAXES OUTSTANDING
Streets and Drainage 325,471.00	Public Enterprises	Balance January 1, 1988 158,801.53
Sewers and Sewage Processing 80,735.00	Recreation—Culture 14,776.14	Collected in 1988 155,141.44
Garbage and Trash Disposal 273,163.00	Public Works 171,051.47	Cancelled, Abated or Adjusted 1988
Public Buildings and Grounds 22,632.00	Buildings and Grounds 136,349.71	Transfers to Tax Title Liens or Foreclosed
Other Public Works 22,500.00	Library and Education	Balance December 31, 1988 3,660.09
HEALTH and WELFARE	Conservation	TAX TITLE LIENS OUTSTANDING
Health Services Except Environmental 17,304.00	All Other	Balance January 1, 1988 334.49
Welfare-Public Assistance 3,350.00	CAPITAL DEBT AUTHORIZED, DECEMBER 31, 1988	Transfer From Taxes
Hospitals, Clinics, First Aid	ISSUED AND UNISSUED GROSS DEBT NET DEBT	Redeemed in 1988
Animal, Insect, & Radent Control	School 72,045	Cancelled, Abated or Adjusted (1988)
Other Welfare Services	Self-liquidating	Transfers to Foreclosed Property
RECREATION and CONSERVATION	Other 2,691,475 2,691,475	Balance December 31, 1988 334.49
Beaches and Boardwalks	Total 2,763,520 2,691,475	PROPERTY ACQUIRED BY DEED OR
Parks, Playgrounds, Shode Trees	ISSUED AND OUTSTANDING	FORECLOSURE
Land Reclamation & Conservation 200.00	School 72,045.53	Balance January 1, 1988 11,200.00
Other Recreational Services 25,471.00	Self-Liquidating	Transfers From Taxes or Liens
EDUCATION (excluding schools)	Other 1,608,000.00	Sale for Cash (1988)
Libraries 34,460.00	Total 1,680,045.53	Cancelled, Abated or Adjusted (1988)
Other Educational Services	EQUALIZED VALUATION BASIS	Balance December 31, 1988 11,200.00
STATUTORY EXPENDITURES	FOR NET DEBT COMPUTATION 375,072,538	CURRENT FINANCES DECEMBER 31, 1988
Pensions & F. I. C. A. 153,860.85	REAL PROPERTY VALUATIONS	ASSETS
Employee Fringe Benefits 126,000.00	Code Class # of Parcels % VAL'N ASSESSED VALUATION	Cash Dec. 31, 1988 1,732,470.27
Other Statutory Expenditures	1 Vacant Land 117 2.20 6,755,100.00	Taxes Receivable 188,408.80
CETA And Other Public Employment Programs	2 Residential 1833 92.32 283,099,900.00	Tax Title Liens 334.49
MUNICIPAL FUNCTIONS TOTAL 2,113,993.91	3 Farm	Foreclosed Property 11,200.00
CAPITAL IMPROVEMENTS *MEMO* 20,000.00	4a Commercial 63 5.48 16,807,900.00	Emergencies & Other Deferred Charges 18,012.05
DEBT SERVICE	4b Industrial	State and Federal Aid Receivable
Principal Payments 215,000.00	4c Apartments	Other Receivables 6,511.32
Interest Payments 117,504.00	Total 2063 306,662,900.00	Total 1,956,936.93
DEFERRED CHARGES 65,552.10	Land Area 1.55 Sq. Miles	LIABILITIES, RESERVES, AND SURPLUS
SCHOOL, COUNTY, SPECIAL DISTRICT TAXES 6,060,831.29	Net Valuation Taxable-Municipal 307,125,932	Cash Liabilities 1,186,227.49
RESERVE FOR UNCOLLECTED TAXES 251,364.53	Net Valuation Taxable-County 374,251,242	Reserves for Receivables 206,454.61
EXPENDITURES TOTAL 8,824,295.33	State Equalized Valuation 463,140,914	Surplus Dec. 31, 1988 564,254.83
	State Equalization Ratio 66.28	Total 1,956,936.93

0217

Population 1980 32,229
 Population 1988 30,617
 S & P Rating
 Moody Rating A1

General Tax Rate Per \$100.

1.46

State Equalized Tax Rate

1.45

FAIR LAWN BOROUGH — BERGEN COUNTY

Form of Government:

Council-Manager Plan E (OMCL 50)

Number of Members on Governing Body — 5

PER CAPITA:

Gross Debt 564.86
 Net Debt 414.40
 Debt Service 41.58
 Total Tax Levy 1,136.86
 Municipal Expenditures 520.43

PER CENT.

Gross Debt 1.40
 Net Debt 1.02
 Tax Levy Collected 98.87
 Tax Levy Cancelled, Abated or Adjusted .23

EXPENDITURES		REVENUES-REALIZED		1988 PROPERTY TAX	
GENERAL GOVERNMENT				STATE EQUALIZED TAX RATE → .88	
Governing Body & Public Boards		1988 Property Taxes Collected	34,569,113.72	Local District School Taxes	21,196,371.00
Municipal Clerk		1988 Payments in Lieu of Taxes		Regional & Consolidated School Tax	
Financial Administration	200,325.51	Delinquent Tax & Lien Collections	157,595.43	School Taxes in Municipal Budget	
Assessment of Taxes	122,800.00	Business Personalty Replacement Taxes	758,665.52	County Taxes	5,239,054.09
Collection of Taxes	138,300.00	Taxes from Public Utilities	3,226,163.00	County Library Taxes	
Planning, Housing & Development	64,000.00	Other Miscellaneous Tax Revenues		Local Municipal Purpose Taxes	8,249,344.42
Human Resources	115,575.00	State Aid Revenues	464,074.35	Veteran & Senior Citizen Taxes	463,300.00
Elections		Federal Aid Revenues		Total Taxes for Rate Computation	35,148,569.51
General Administration (other)	1,795,678.10	State and Local Fiscal Assistance Act Utilized	40.99	Special District Taxes	
JUDICIARY		Sale of Acquired Property		Bank Corp. Taxes	71,113.07
Municipal Courts	194,400.00	Other Miscellaneous Revenues	1,214,351.91	Added and Omitted Taxes	50,316.64
PUBLIC SAFETY		Total	40,390,011.42	Total Taxes Levied - ABSTRACT	34,807,199.22
Fire Protection	273,814.16	Prior Years Surplus Appropriated	2,200,000.00	Total Taxes Billed	34,962,788.53
Police Protection	2,566,212.25	REVENUES TOTAL	42,590,011.42	1988 TAXES COLLECTED	34,569,118.72
Civil Defense & Disaster Control	24,400.00	Reserve for Uncollected Taxes	1,564,225.86	1988 Taxes Cancelled, Abated or Adjusted	80,927.33
Environmental Inspection & Control	253,875.00	CAPITAL OUTLAY TOTAL	2,489,308.52	Transfer to Tax Title Liens or Foreclosed	584.00
Other Public Safety		Public Enterprises	1,033,614.53	Balance Outstanding Dec. 31, 1988	312,158.49
PUBLIC WORKS		Recreation—Culture		PRIOR YEARS TAXES OUTSTANDING	
Streets and Drainage	618,900.00	Public Works	1,455,593.94	Balance January 1, 1988	245,389.83
Sewers and Sewage Processing	1,276,810.61	Buildings and Grounds		Collected in 1988	157,595.43
Garbage and Trash Disposal	1,096,000.00	Library and Education		Cancelled, Abated or Adjusted 1988	87,794.40
Public Buildings and Grounds	430,800.00	Conservation		Transfers to Tax Title Liens or Foreclosed	
Other Public Works		All Other		Balance December 31, 1988	
HEALTH and WELFARE		CAPITAL DEBT AUTHORIZED, DECEMBER 31, 1988		TAX TITLE LIENS OUTSTANDING	
Health Services Except Environmental	293,632.00	ISSUED AND UNISSUED		Balance January 1, 1988	14,691.59
Welfare-Public Assistance	161,838.99	School	4,606,515	Transfer From Taxes	584.00
Hospitals, Clinics, First Aid	19,900.00	Self-liquidating	12,637,729	Redeemed in 1988	
Animal, Insect, & Rodent Control		Other	17,294,244	Cancelled, Abated or Adjusted (1988)	
Other Welfare Services		Total	12,687,729	Transfers to Foreclosed Property	
RECREATION and CONSERVATION		ISSUED AND OUTSTANDING		Balance December 31, 1988	15,275.59
Beaches and Boardwalks		School	4,120,000.00	PROPERTY ACQUIRED BY DEED OR FORECLOSURE	
Parks, Playgrounds, Shade Trees	579,700.00	Self-Liquidating	9,455,000.00	Balance January 1, 1988	145,410.00
Land Reclamation & Conservation	190,100.00	Other	13,575,000.00	Transfers From Taxes or Liens	
Other Recreational Services	439,750.00	Total		Sale for Cash (1988)	
EDUCATION (excluding schools)		EQUALIZED VALUATION BASIS FOR NET DEBT COMPUTATION	1,239,576,370	Cancelled, Abated or Adjusted (1988)	
Libraries	952,700.00	REAL PROPERTY VALUATIONS		Balance December 31, 1988	145,410.00
Other Educational Services	6,500.00	Code Class # of Parcels % VAL'N		CURRENT FINANCES DECEMBER 31, 1988	
STATUTORY EXPENDITURES		1 Vacant Land 187 .54		ASSETS	
Pensions & F. I. C. A.	624,557.00	2 Residential 10165 81.82		Cash Dec. 31, 1988	4,276,935.54
Employee Fringe Benefits	552,273.00	3 Farm 1		Taxes Receivable	312,158.48
Other Statutory Expenditures		4a Commercial 306 7.79		Tax Title Liens	15,275.59
CETA And Other Public Employment Programs		4b Industrial 67 8.36		Foreclosed Property	145,410.00
MUNICIPAL FUNCTIONS TOTAL	12,991,891.62	4c Apartments 12 1.49		Emergencies & Other Deferred Charges	179,800.00
CAPITAL IMPROVEMENTS *MEMO*	163,903.00	Total 10738		State and Federal Aid Receivable	19,686.30
DEBT SERVICE		Land Area 5.30 Sq. Miles		Other Receivables	72,058.11
Principal Payments	640,000.00	Net Valuation Taxable-Municipal	2,390,253,000	Total	5,021,324.02
Interest Payments	632,950.00	Net Valuation Taxable-County	2,087,351,472	LIABILITIES, RESERVES, AND SURPLUS	
DEFERRED CHARGES	106,528.50	State Equalized Valuation	2,399,841,190	Cash Liabilities	1,287,954.85
SCHOOL, COUNTY, SPECIAL DISTRICT TAXES	26,435,925.09	State Equalization Ratio	99.60	Reserves for Receivables	509,960.12
RESERVE FOR UNCOLLECTED TAXES	1,564,225.86			Surplus Dec. 31, 1988	3,232,409.05
EXPENDITURES TOTAL	42,371,521.07			Total	5,021,324.02

0605

FAIRFIELD TOWNSHIP - CUMBERLAND CO.

Form of Government:

Township Committee

Number of Members on Governing Body - 3

PER CAPITA:

Gross Debt

Net Debt

Debt Service

Total Tax Levy

Municipal Expenditures

288.67

20.62

323.44

216.40

PER CENT:

Gross Debt

Net Debt

Tax Levy Collected

Tax Levy Cancelled, Abated
or Adjusted

2.46

.18

81.60

Population 1980 5,693
 Population 1988 5,965
 S & P Rating
 Moody Rating AA

General Tax Rate Per \$100. 6.07
 State Equalized Tax Rate 2.42

EXPENDITURES		REVENUES-REALIZED		1988 PROPERTY TAX	
GENERAL GOVERNMENT				STATE EQUALIZED TAX RATE	
Governing Body & Public Boards		1988 Property Taxes Collected	1,574,658.23	Local District School Taxes	.73 577,264.00
Municipal Clerk		1988 Payments in Lieu of Taxes	473.03	Regional & Consolidated School Tax	.42 329,764.71
Financial Administration	23,550.00	Delinquent Tax & Lien Collections	321,090.81	School Taxes in Municipal Budget	
Assessment of Taxes	33,850.00	Business Personalty Replacement Taxes	20,645.12	County Taxes	1.03 * 822,413.16
Collection of Taxes	21,000.00	Taxes from Public Utilities	220,733.00	County Library Taxes	
Planning, Housing & Development	7,350.00	Other Miscellaneous Tax Revenues		Local Municipal Purpose Taxes	.24 191,874.61
Human Resources	62,234.00	State Aid Revenues	123,198.95	Veteran & Senior Citizen Taxes	
Elections	3,600.00	Federal Aid Revenues		Total Taxes for Rate Computation	2.42 1,981,116.48
General Administration (other)	232,254.00	State and Local Fiscal Assistance Act Utilized	992.18	Special District Taxes	
JUDICIARY		Sale of Acquired Property	600.00	Bank Corp. Taxes	
Municipal Courts	30,400.00	Other Miscellaneous Revenues	310,162.89	Added and Omitted Taxes	8,332.17
PUBLIC SAFETY		Total	2,572,554.21	Total Taxes Levied - ABSTRACT	1,929,648.65
Fire Protection	129,555.76	Prior Years Surplus Appropriated	200,000.00	Total Taxes Billed	1,929,648.65
Police Protection	9,869.47	REVENUES TOTAL	2,772,554.21	1988 TAXES COLLECTED	1,574,658.23
Civil Defense & Disaster Control	1,000.00	Reserve For Uncollected Taxes	356,036.33	1988 Taxes Cancelled, Abated or Adjusted	
Environmental Inspection & Control	14,650.00			Transfer to Tax Title Liens or Foreclosed	
Other Public Safety		CAPITAL OUTLAY TOTAL	5,452.00	Balance Outstanding Dec. 31, 1988	354,990.42
PUBLIC WORKS				PRIOR YEARS TAXES OUTSTANDING	
Streets and Drainage	31,722.71	Public Enterprises		Balance January 1, 1988	319,683.98
Sewers and Sewage Processing		Recreation—Culture		Collected in 1988	307,191.20
Garbage and Trash Disposal	126,735.07	Public Works	5,452.00	Cancelled, Abated or Adjusted 1988	
Public Buildings and Grounds	15,400.00	Buildings and Grounds		Transfers to Tax Title Liens or Foreclosed	
Other Public Works	2,000.00	Library and Education		Balance December 31, 1988	12,492.78
HEALTH and WELFARE		Conservation		TAX TITLE LIENS OUTSTANDING	
Health Services Except Environmental		All Other		Balance January 1, 1988	37,475.37
Welfare-Public Assistance	10,401.70			Transfer From Taxes	
Hospitals, Clinics, First Aid		CAPITAL DEBT AUTHORIZED, DECEMBER 31, 1988		Redeemed in 1988	13,909.65
Animal, Insect, & Rodent Control	12,700.00	ISSUED AND UNISSUED GROSS DEBT		Cancelled, Abated or Adjusted (1988)	
Other Welfare Services		School	1,599,214	Transfers to Foreclosed Property	
RECREATION and CONSERVATION		Self-liquidating		Balance December 31, 1988	23,565.72
Beaches and Boardwalks		Other	123,000	PROPERTY ACQUIRED BY DEED OR	
Parks, Playgrounds, Shade Trees	3,100.00	Total	1,722,214	FORECLOSURE	
Land Reclamation & Conservation	200.00			Balance January 1, 1988	55,500.00
Other Recreational Services	6,000.00	ISSUED AND OUTSTANDING		Transfers From Taxes or Liens	
EDUCATION (excluding schools)		School	1,013,346.50	Sale for Cash (1988)	600.00
Libraries		Self-liquidating		Cancelled, Abated or Adjusted (1988)	
Other Educational Services		Other	123,000.00	Balance December 31, 1988	54,900.00
STATUTORY EXPENDITURES		Total	1,136,346.50	CURRENT FINANCES DECEMBER 31, 1988	
Pensions & F. I. C. A.	40,500.00	EQUALIZED VALUATION BASIS		ASSETS	
Employee Fringe Benefits	14,900.00	FOR NET DEBT COMPUTATION	70,092,147	Cash Dec. 31, 1988	1,082,727.88
Other Statutory Expenditures	19,691.10	REAL PROPERTY VALUATIONS		Taxes Receivable	367,483.20
CETA And Other Public Employment Programs		Code Class # of Parcels % VAL'N		Tax Title Liens	23,565.72
MUNICIPAL FUNCTIONS TOTAL	902,773.81	1 Vacant Land 919 5.37		Foreclosed Property	54,900.00
CAPITAL IMPROVEMENTS *MEMO*	10,000.00	2 Residential 1398 75.30		Emergencies & Other Deferred Charges	151,113.33
DEBT SERVICE		3 Farm 230 9.19		State and Federal Aid Receivable	6,774.22
Principal Payments		4a Commercial 61 9.64		Other Receivables	32,733.40
Interest Payments		4b Industrial		Total	1,719,297.75
DEFERRED CHARGES	32,161.59	4c Apartments		LIABILITIES, RESERVES, AND SURPLUS	
SCHOOL, COUNTY, SPECIAL DISTRICT TAXES	1,729,441.87	Total 2608		Cash Liabilities	776,565.24
RESERVE FOR UNCOLLECTED TAXES	356,036.33	Land Area 43.40 Sq. Miles		Reserves for Receivables	474,913.52
EXPENDITURES TOTAL	3,020,463.60	Net Valuation Taxable-Municipal	31,657,065	Surplus Dec. 31, 1988	467,818.99
		Net Valuation Taxable-County	69,888,445	Total	1,719,297.75
		State Equalized Valuation	78,633,206		
		State Equalization Ratio	39.84		

*Includes County Health Service Taxes or County Vocational School Taxes. See Table 13.

0707

Population 1980 7,987

Population 1988 8,360

S & P Rating

Moody Rating

General Tax Rate Per \$100.

1.76

State Equalized Tax Rate

1.48

FAIRFIELD TOWNSHIP - ESSEX COUNTY

Form of Government:

Small Municipality Plan C (OMCL 50)

Number of Members on Governing Body - 5

PER CAPITA:

Gross Debt 1,267.82

Net Debt 905.62

Debt Service 85.63

Total Tax Levy 2,414.90

Municipal Expenditures 850.19

PER CENT:

Gross Debt .98

Net Debt .62

Tax Levy Collected 96.96

Tax Levy Cancelled, Abated

or Adjusted .40

EXPENDITURES		REVENUES-REALIZED		1988 PROPERTY TAX	
GENERAL GOVERNMENT		1988 Property Taxes Collected		STATE EQUALIZED TAX RATE	
Governing Body & Public Baards		19,525,099.28		Local District Schaal Taxes	.23 3,721,789.00
Municipal Clerk		537,173.86		Regional & Consalidated Schaal Tax	.35 4,650,310.23
Financial Administration	115,735.00	507,852.00		Schaal Taxes in Municipal Budget	
Assessment of Taxes	46,106.00	350,819.00		County Taxes	.64 8,606,299.19
Collection of Taxes	75,609.00	177,721.41		County Library Taxes	
Planning, Hausing & Development	58,955.00	Federal Aid Revenues		Local Municipal Purpose Taxes	.21 2,824,843.17
Human Resources	5,000.00	State and Local Fiscal Assistance Act Utilized		Veteran & Senior Citizen Taxes	
Elections	3,300.00	Sale of Acquired Property		Total Taxes for Rate Computation	1.48 19,932,191.59
General Administration (other)	782,324.00	Other Miscellaneous Revenues		Special District Taxes	
JUDICIARY		Total		Bank Corp. Taxes	68,547.85
Municipal Courts	84,566.02	22,905,110.25		Added and Omitted Taxes	254,814.83
PUBLIC SAFETY		1,240,000.00		Total Taxes Levied - ABSTRACT	20,133,604.32
Fire Protection	216,638.20	24,145,110.25		Total Taxes Billed	20,136,463.04
Police Protection	1,439,633.79	599,829.00		1988 TAXES COLLECTED	19,525,099.28
Civil Defense & Disaster Control	6,550.00	CAPITAL OUTLAY TOTAL		1988 Taxes Cancelled, Abated or Adjusted	81,044.05
Environmental Inspection & Control	24,605.00	612,215.43		Transfer to Tax Title Liens or Foreclosed	1,071.84
Other Public Safety		28,795.68		Balance Outstanding Dec. 31, 1988	529,247.87
PUBLIC WORKS		27,239.30		PRIOR YEARS TAXES OUTSTANDING	
Streets and Drainage	644,329.20	438,065.37		Balance January 1, 1988	540,253.82
Sewers and Sewage Processing	132,676.00	116,651.63		Collected in 1988	537,173.86
Garbage and Trash Disposal	676,300.00	1,413.50		Cancelled, Abated or Adjusted 1988	25.44
Public Buildings and Grounds	75,870.00	CAPITAL DEBT AUTHORIZED, DECEMBER 31, 1988		Transfers to Tax Title Liens or Foreclosed	
Other Public Works		ISSUED AND UNISSUED		Balance December 31, 1988	3,054.52
HEALTH and WELFARE		GROSS DEBT		TAX TITLE LIENS OUTSTANDING	
Health Services Except Environmental	140,211.60	NET DEBT		Balance January 1, 1988	46,966.86
Welfare-Public Assistance	10,700.00	895,768		Transfer From Taxes	1,071.84
Hospitals, Clinics, First Aid		2,293,443		Redeemed in 1988	
Animal, Insect, & Radent Control		7,409,771		Cancelled, Abated or Adjusted (1988)	
Other Welfare Services		10,598,982		Transfers to Foreclosed Property	
RECREATION and CONSERVATION		5,999,021		Balance December 31, 1988	43,038.70
Beaches and Boardwalks		5,735,021		PROPERTY ACQUIRED BY DEED OR FORECLOSURE	
Parks, Playgrounds, Shade Trees	217,734.00	ISSUED AND OUTSTANDING		Balance January 1, 1988	585,538.00
Land Reclamation & Conservation		Schaal		Transfers From Taxes or Liens	
Other Recreational Services	1,150.00	Self-Liquidating		Sale for Cash (1988)	
EDUCATION (excluding schaal)		Other		Cancelled, Abated or Adjusted (1988)	
Libraries	194,672.00	Total		Balance December 31, 1988	585,538.00
Other Educational Services		EQUALIZED VALUATION BASIS		CURRENT FINANCES DECEMBER 31, 1988	
STATUTORY EXPENDITURES		FOR NET DEBT COMPUTATION		ASSETS	
Pensions & F. I. C. A.	378,135.22	REAL PROPERTY VALUATIONS		Cash Dec. 31, 1988	1,813,560.64
Employee Fringe Benefits	234,551.00	Code Class # of Parcels % VAL'N		Taxes Receivable	532,302.39
Other Statutory Expenditures	12,000.00	ASSESSSED VALUATION		Tax Title Liens	48,038.70
CETA And Other Public Employment Programs		1 Vacant Land 335 2.62		Foreclosed Property	585,538.00
MUNICIPAL FUNCTIONS TOTAL	5,577,421.03	2 Residential 2251 38.46		Emergencies & Other Deferred Charges	215,900.00
CAPITAL IMPROVEMENTS *MEMO*	200,000.00	3 Farm 18 .09		State and Federal Aid Receivable	2,998.89
DEBT SERVICE		4a Commercial 383 22.29		Other Receivables	2,169.00
Principal Payments	345,300.00	4b Industrial 271 36.53		Total	3,200,607.62
Interest Payments	370,633.03	4c Apartments		LIABILITIES, RESERVES, AND SURPLUS	
DEFERRED CHARGES	214,440.72	Total 3258		Cash Liabilities	760,846.21
SCHOOL, COUNTY, SPECIAL DISTRICT TAXES	17,040,398.42	Land Area 10.58 Sq. Miles		Reserves for Receivables	1,168,048.09
RESERVE FOR UNCOLLECTED TAXES	599,829.00	Net Valuation Taxable-Municipal		Surplus Dec. 31, 1988	1,271,713.32
EXPENDITURES TOTAL	24,147,992.25	Net Valuation Taxable-County		Total	3,200,607.62
		State Equalized Valuation			
		State Equalization Ratio			

0218

Population 1980 10,519
 Population 1988 10,211
 S & P Rating
 Moody Rating A

General Tax Rate Per \$100.

5.37

State Equalized Tax Rate

1.62

FAIRVIEW BOROUGH - BERGEN COUNTY
Form of Government:
Borough Council
Number of Members on Governing Body - 6

PER CAPITA:

Gross Debt 154.53
 Net Debt 147.87
 Debt Service 42.81
 Total Tax Levy 954.02
 Municipal Expenditures 569.42

PER CENT:

Gross Debt .33
 Net Debt .32
 Tax Levy Collected 94.48
 Tax Levy Cancelled, Abated or Adjusted .31

EXPENDITURES		REVENUES-REALIZED		1988 PROPERTY TAX	
GENERAL GOVERNMENT				STATE EQUALIZED TAX RATE	
Governing Body & Public Boards		1988 Property Taxes Collected	9,199,067.43	Local District School Taxes .75	4,480,410.75
Municipal Clerk	65,462.00	1988 Payments in Lieu of Taxes	92,427.20	Regional & Consolidated School Tax	
Financial Administration	23,616.00	Delinquent Tax & Lien Collections	271,006.21	School Taxes in Municipal Budget	
Assessment of Taxes	123,512.00	Business Personalty Replacement Taxes	212,946.84	County Taxes .21	1,226,964.32
Collection of Taxes	7,837.00	Taxes from Public Utilities	550,351.00	County Library Taxes	
Planning, Housing & Development	51,368.36	Other Miscellaneous Tax Revenues	154,053.64	Local Municipal Purpose Taxes .66	3,941,854.00
Human Resources		State Aid Revenues		Veteran & Senior Citizen Taxes	155,050.00
Elections		Federal Aid Revenues		Total Taxes for Rate Computation 1.62	9,804,279.07
General Administration (other)	735,608.78	State and Local Fiscal Assistance Act Utilized		Special District Taxes	
JUDICIARY		Sale of Acquired Property	379,289.05	Bank Corp. Taxes	
Municipal Courts	39,797.00	Other Miscellaneous Revenues	10,859,141.37	Added and Omitted Taxes	92,233.67
PUBLIC SAFETY		Total	11,130,141.37	Total Taxes Levied - ABSTRACT	9,741,462.74
Fire Protection	125,638.84	Prior Years Surplus Appropriated	271,000.00	Total Taxes Billed	9,736,150.91
Police Protection	1,133,130.02	REVENUES	TOTAL	1988 TAXES COLLECTED	9,199,067.43
Civil Defense & Disaster Control	400.00	Reserve For Uncollected Taxes	482,058.00	1988 Taxes Cancelled, Abated or Adjusted	30,193.70
Environmental Inspection & Control	54,338.00	CAPITAL OUTLAY	TOTAL	Transfer to Tax Title Liens or Foreclosed	134.25
Other Public Safety			448,512.68	Balance Outstanding Dec. 31, 1988	506,755.53
PUBLIC WORKS				PRIOR YEARS TAXES OUTSTANDING	
Streets and Drainage	367,737.00	Public Enterprises		Balance January 1, 1988	394,995.71
Sewers and Sewage Processing	427,525.46	Recreation—Culture		Collected in 1988	270,453.45
Garbage and Trash Disposal	612,373.00	Public Works	391,529.89	Cancelled, Abated or Adjusted 1988	3,514.92
Public Buildings and Grounds	82,056.00	Buildings and Grounds	56,982.79	Transfers to Tax Title Liens or Foreclosed	
Other Public Works	16,500.00	Library and Education		Balance December 31, 1988	121,027.34
HEALTH and WELFARE		Conservation		TAX TITLE LIENS OUTSTANDING	
Health Services Except Environmental	67,537.00	All Other		Balance January 1, 1988	2,049.80
Welfare-Public Assistance	33,392.00	CAPITAL DEBT AUTHORIZED, DECEMBER 31, 1988		Transfer From Taxes	134.25
Hospitals, Clinics, First Aid		ISSUED AND UNISSUED	GROSS DEBT	Redeemed in 1988	552.76
Animal, Insect, & Rodent Control		School	68,000	Cancelled, Abated or Adjusted (1988)	
Other Welfare Services		Self-liquidating	1,509,915	Transfers to Foreclosed Property	
RECREATION and CONSERVATION		Other	1,577,915	Balance December 31, 1988	1,631.29
Beaches and Boardwalks		Total	1,577,915	PROPERTY ACQUIRED BY DEED OR FORECLOSURE	
Parks, Playgrounds, Shade Trees	35,460.00	ISSUED AND OUTSTANDING		Balance January 1, 1988	250.00
Land Reclamation & Conservation	7,239.51	School	68,000.00	Transfers From Taxes or Liens	
Other Recreational Services	21,500.00	Self-Liquidating	1,408,941.00	Sale for Cash (1988)	
EDUCATION (excluding schools)		Other	1,476,941.00	Cancelled, Abated or Adjusted (1988)	
Libraries	38,354.00	Total	1,476,941.00	Balance December 31, 1988	250.00
Other Educational Services		EQUALIZED VALUATION BASIS		CURRENT FINANCES DECEMBER 31, 1988	
STATUTORY EXPENDITURES		FOR NET DEBT COMPUTATION	476,610,406	ASSETS	
Pensions & F. I. C. A.	373,743.54	REAL PROPERTY VALUATIONS		Cash Dec. 31, 1988	722,971.55
Employee Fringe Benefits	210,595.00	Code Class # of Parcels % VAL'N	ASSESSED VALUATION	Taxes Receivable	627,782.87
Other Statutory Expenditures	5,000.00	1 Vacant Land 90 1.24	2,232,000.00	Tax Title Liens	1,631.29
CETA And Other Public Employment Programs		2 Residential 1976 65.23	117,037,975.00	Foreclosed Property	250.00
MUNICIPAL FUNCTIONS		3 Farm		Emergencies & Other Deferred Charges	96,560.00
CAPITAL IMPROVEMENTS	*MEMO*	4a Commercial 196 16.90	30,322,895.00	State and Federal Aid Receivable	
DEBT SERVICE		4b Industrial 129 10.38	13,616,000.00	Other Receivables	2,045.98
Principal Payments	342,575.00	4c Apartments 61 6.25	11,209,500.00	Total	1,451,241.69
Interest Payments	94,568.55	Total 2452	179,418,370.00	LIABILITIES, RESERVES, AND SURPLUS	
DEFERRED CHARGES		Land Area .90 Sq. Miles		Cash Liabilities	445,387.25
SCHOOL, COUNTY, SPECIAL DISTRICT TAXES	174,730.00	Net Valuation Taxable-Municipal	179,809,832	Reserves for Receivables	631,710.14
RESERVE FOR UNCOLLECTED TAXES	5,707,375.07	Net Valuation Taxable-County	486,124,310	Surplus Dec. 31, 1988	374,144.30
EXPENDITURES		State Equalized Valuation	593,314,033	Total	1,451,241.69
TOTAL	11,521,727.13	State Equalization Ratio	30.26		

2005
 Population 1980 7,767
 Population 1988 7,530
 S & P Rating
 Moody Rating A1
 General Tax Rate Per \$100. 3.96
 State Equalized Tax Rate 1.94

FANWOOD BOROUGH — UNION COUNTY
Form of Government:
Borough Council
Number of Members on Governing Body — 6

PER CAPITA:
 Gross Debt 475.82
 Net Debt 407.51
 Debt Service 53.24
 Total Tax Levy 1,171.64
 Municipal Expenditures 472.65
 PER CENT:
 Gross Debt .92
 Net Debt .90
 Tax Levy Collected 96.47
 Tax Levy Cancelled, Abated or Adjusted .03

EXPENDITURES		REVENUES-REALIZED		1988 PROPERTY TAX	
GENERAL GOVERNMENT				STATE EQUALIZED TAX RATE	
Governing Body & Public Boards		1988 Property Taxes Collected	2,656,972.83	Local District School Taxes	
Municipal Clerk		1988 Payments in Lieu of Taxes		Regional & Consolidated School Tax 1.15	5,195,759.00
Financial Administration	31,903.00	Delinquent Tax & Lien Collections	145,046.90	School Taxes in Municipal Budget	
Assessment of Taxes	13,503.00	Business Personalty Replacement Taxes	40,123.32	County Taxes	.37
Collection of Taxes	9,633.00	Taxes from Public Utilities	636,599.00	County Library Taxes	
Planning, Housing & Development	11,330.00	Other Miscellaneous Tax Revenues		Local Municipal Purpose Taxes	.43
Human Resources	36,829.31	State Aid Revenues	107,403.97	Veteran & Senior Citizen Taxes	
Elections		Federal Aid Revenues		Total Taxes far Rate Computation	1.95
General Administration (other)	378,902.90	State and Local Fiscal Assistance Act Utilized	471.00	Special District Taxes	
JUDICIARY		Sale of Acquired Property		Bank Corp. Taxes	20,650.71
Municipal Courts	48,033.65	Other Miscellaneous Revenues	308,386.10	Added and Omitted Taxes	3,626.31
PUBLIC SAFETY		Total	9,955,003.12	Total Taxes Levied - ABSTRACT	3,822,433.95
Fire Protection	99,630.47	Prior Years Surplus Appropriated	400,000.00	Total Taxes Billed	3,801,733.24
Police Protection	883,230.00	REVENUES TOTAL	10,355,003.12	1988 TAXES COLLECTED	8,666,972.83
Civil Defense & Disaster Control	1,850.00	Reserve For Uncollected Taxes	227,000.00	1988 Taxes Cancelled, Abated or Adjusted	2,740.00
Environmental Inspection & Control	34,336.45			Transfer to Tax Title Liens or Foreclosed	310.30
Other Public Safety		CAPITAL OUTLAY TOTAL	717,100.12	Balance Outstanding Dec. 31, 1988	131,753.61
PUBLIC WORKS				PRIOR YEARS TAXES OUTSTANDING	
Streets and Drainage	386,220.00	Public Enterprises		Balance January 1, 1988	145,046.90
Sewers and Sewage Processing	269,024.41	Recreation—Culture		Collected in 1988	145,046.90
Garbage and Trash Disposal		Public Works	443,546.83	Cancelled, Abated or Adjusted 1988	
Public Buildings and Grounds	1,000.00	Buildings and Grounds	268,553.29	Transfers to Tax Title Liens or Foreclosed	
Other Public Works		Library and Education		Balance December 31, 1988	
HEALTH and WELFARE		Conservation		TAX TITLE LIENS OUTSTANDING	
Health Services Except Environmental	28,832.75	All Other		Balance January 1, 1988	2,592.14
Welfare-Public Assistance	29,002.00			Transfer From Taxes	310.30
Hospitals, Clinics, First Aid		CAPITAL DEBT AUTHORIZED, DECEMBER 31, 1988		Redeemed in 1988	
Animal, Insect, & Rodent Control	1.00	ISSUED AND UNISSUED GROSS DEBT		Cancelled, Abated or Adjusted (1988)	
Other Welfare Services		School	57,503	Transfers to Foreclosed Property	
RECREATION and CONSERVATION		Self-liquidating		Balance December 31, 1988	2,903.94
Beaches and Boardwalks		Other	3,525,386	PROPERTY ACQUIRED BY DEED OR FORECLOSURE	
Parks, Playgrounds, Shade Trees	86,125.26	Total	3,582,890	Balance January 1, 1988	12,279.00
Land Reclamation & Conservation	2,270.00			Transfers From Taxes or Liens	
Other Recreational Services	3,731.00	ISSUED AND OUTSTANDING		Sole for Cash (1988)	
EDUCATION (excluding schools)		School	57,503.51	Cancelled, Abated or Adjusted (1988)	
Libraries	155,060.00	Self-liquidating		Balance December 31, 1988	12,279.00
Other Educational Services		Other	2,886,750.00	CURRENT FINANCES DECEMBER 31, 1988	
STATUTORY EXPENDITURES		Total	2,944,253.51	ASSETS	
Pensions & F. I. C. A.	203,810.33	EQUALIZED VALUATION BASIS		Cash Dec. 31, 1988	659,658.97
Employee Fringe Benefits	166,035.41	FOR NET DEBT COMPUTATION	339,246.152	Taxes Receivable	131,753.61
Other Statutory Expenditures	1,000.00	REAL PROPERTY VALUATIONS		Tax Title Liens	2,908.94
CETA And Other Public Employment Programs		Code Class # of Parcels % VAL'N		Foreclosed Property	12,279.00
MUNICIPAL FUNCTIONS TOTAL	2,886,653.94	1 Vacant Land 54 .77	1,698,200.00	Emergencies & Other Deferred Charges	4,300.00
CAPITAL IMPROVEMENTS *MEMO*	35,000.00	2 Residential 2433 91.66	203,421,100.00	State and Federal Aid Receivable	2,201.50
DEBT SERVICE		3 Farm		Other Receivables	22,222.32
Principal Payments	230,000.00	4a Commercial 74 6.05	13,426,900.00	Total	835,824.34
Interest Payments	203,542.85	4b Industrial 20 1.53	3,387,300.00	LIABILITIES, RESERVES, AND SURPLUS	
		4c Apartments		Cash Liabilities	202,085.49
		Total 2581	221,933,500.00	Reserves for Receivables	169,163.87
DEFERRED CHARGES	6,837.32	Land Area 1.29 Sq. Miles		Surplus Dec. 31, 1988	464,574.98
SCHOOL, COUNTY, SPECIAL DISTRICT TAXES	6,862,086.24	Net Valuation Taxable-Municipal	222,506,100	Total	835,824.34
RESERVE FOR UNCOLLECTED TAXES	227,000.00	Net Valuation Taxable-County	396,296,822		
EXPENDITURES TOTAL	10,421,170.35	State Equalized Valuation	452,851,997		
		State Equalization Ratio	49.07		

1337
 Population 1980 677
 Population 1988 651
 S & P Rating
 Moody Rating

General Tax Rate Per \$100. 1.23
 State Equalized Tax Rate 1.13

FAR HILLS BORO. - SOMERSET CO.

Form of Government:

Borough Council

Number of Members on Governing Body - 6

PER CAPITA:

Gross Debt
 Net Debt
 Debt Service
 Total Tax Levy 2,317.94
 Municipal Expenditures 938.01

PER CENT:

Gross Debt
 Net Debt
 Tax Levy Collected 95.22
 Tax Levy Cancelled, Abated or Adjusted 1.82

EXPENDITURES		REVENUES-REALIZED		1988 PROPERTY TAX	
GENERAL GOVERNMENT				STATE EQUALIZED TAX RATE	
Governing Body & Public Boards	500.00	1988 Property Taxes Collected	1,436,976.45	Local District School Taxes	.35 473,602.00
Municipal Clerk		1988 Payments in Lieu of Taxes		Regional & Consolidated School Tax	
Financial Administration	12,550.00	Delinquent Tax & Lien Collections	30,541.86	School Taxes in Municipal Budget	
Assessment of Taxes	4,930.00	Business Personalty Replacement Taxes	10,591.16	County Taxes	.41 555,239.88
Collection of Taxes	5,530.00	Taxes from Public Utilities	49,935.00	County Library Taxes	
Planning, Housing & Development	11,330.00	Other Miscellaneous Tax Revenues		Local Municipal Purpose Taxes	.35 475,953.67
Human Resources	13,478.36	State Aid Revenues	12,141.77	Veteran & Senior Citizen Taxes	3,500.00
Elections		Federal Aid Revenues		Total Taxes for Rate Computation	1.11 1,508,295.55
General Administration (other)	92,950.00	State and Local Fiscal Assistance Act Utilized		Special District Taxes	
JUDICIARY		State and Local Fiscal Assistance Act Utilized		Bank Corp. Taxes	23.40
Municipal Courts	6,500.00	Sale of Acquired Property		Added and Omitted Taxes	4,158.72
PUBLIC SAFETY		Other Miscellaneous Revenues	105,923.41	Total Taxes Levied - ABSTRACT	1,508,977.67
Fire Protection	30,169.64	Total	1,546,099.65	Total Taxes Billed	1,509,145.00
Police Protection	159,178.00	Prior Years Surplus Appropriated	110,000.00	1988 TAXES COLLECTED	1,436,996.45
Civil Defense & Disaster Control		REVENUES TOTAL	1,756,099.65	1988 Taxes Cancelled, Abated or Adjusted	27,450.88
Environmental Inspection & Control	15,500.00	Reserve For Uncollected Taxes	74,977.73	Transfer to Tax Title Liens or Foreclosed	
Other Public Safety		CAPITAL OUTLAY TOTAL	34,526.72	Balance Outstanding Dec. 31, 1988	44,697.67
PUBLIC WORKS				PRIOR YEARS TAXES OUTSTANDING	
Streets and Drainage	39,000.00	Public Enterprises		Balance January 1, 1988	32,675.00
Sewers and Sewage Processing	47,400.00	Recreation—Culture		Collected in 1988	30,541.86
Garbage and Trash Disposal		Public Works	31,901.72	Cancelled, Abated or Adjusted 1988	2,133.14
Public Buildings and Grounds	15,500.00	Buildings and Grounds	2,625.00	Transfers to Tax Title Liens or Foreclosed	
Other Public Works		Library and Education		Balance December 31, 1988	
HEALTH and WELFARE		Conservation		TAX TITLE LIENS OUTSTANDING	
Health Services Except Environmental	4,899.00	All Other		Balance January 1, 1988	
Welfare Public Assistance	450.00	CAPITAL DEBT AUTHORIZED, DECEMBER 31, 1988		Transfer From Taxes	
Hospitals, Clinics, First Aid		ISSUED AND UNISSUED GROSS DEBT NET DEBT		Redeemed in 1988	
Animal, Insect, & Rodent Control		School		Cancelled, Abated or Adjusted (1988)	
Other Welfare Services		Self-liquidating		Transfers to Foreclosed Property	
RECREATION and CONSERVATION		Other		Balance December 31, 1988	
Beaches and Boardwalks		Total		PROPERTY ACQUIRED BY DEED OR	
Parks, Playgrounds, Shade Trees	4,600.00	ISSUED AND OUTSTANDING		FORECLOSURE	
Land Reclamation & Conservation	500.00	School		Balance January 1, 1988	
Other Recreational Services	700.00	Self-Liquidating		Transfers From Taxes or Liens	
EDUCATION (excluding schools)		Other		Sale for Cash (1988)	
Libraries	27,549.00	Total		Cancelled, Abated or Adjusted (1988)	
Other Educational Services		EQUALIZED VALUATION BASIS		Balance December 31, 1988	
STATUTORY EXPENDITURES		FOR NET DEBT COMPUTATION	121,712,509	CURRENT FINANCES DECEMBER 31, 1988	
Pensions & F. I. C. A.	22,100.00	REAL PROPERTY VALUATIONS		ASSETS	
Employee Fringe Benefits		Code Class # of Parcels % VAL'N		Cash Dec. 31, 1988	407,228.63
Other Statutory Expenditures	2,000.00	1 Vacant Land 26 8.37	9,797,900.00	Taxes Receivable	44,697.67
CETA And Other Public Employment Programs		2 Residential 194 74.10	86,794,300.00	Tax Title Liens	
MUNICIPAL FUNCTIONS TOTAL	517,264.00	3 Farm 23 6.24	7,311,500.00	Foreclosed Property	
CAPITAL IMPROVEMENTS *MEMO*	95,000.00	4a Commercial 24 11.29	13,222,500.00	Emergencies & Other Deferred Charges	52,800.00
DEBT SERVICE		4b Industrial		State and Federal Aid Receivable	
Principal Payments		4c Apartments		Other Receivables	15,654.95
Interest Payments		Total 272	117,126,200.00	Total	520,381.25
DEFERRED CHARGES	13,400.00	Land Area 4.90 Sq. Miles		LIABILITIES, RESERVES, AND SURPLUS	
SCHOOL, COUNTY, SPECIAL DISTRICT TAXES	1,028,841.88	Net Valuation Taxable-Municipal	117,565,853	Cash Liabilities	168,438.44
RESERVE FOR UNCOLLECTED TAXES	74,977.73	Net Valuation Taxable-County	124,474,849	Reserves for Receivables	59,745.16
EXPENDITURES TOTAL	1,639,433.66	State Equalized Valuation	136,712,137	Surplus Dec. 31, 1988	292,197.65
		State Equalization Ratio	85.95	Total	520,381.25

1314
 Population 1980 1,348
 Population 1988 1,392
 S & P Rating BBB+
 Moody Rating

General Tax Rate Per \$100. 3.55
 State Equalized Tax Rate 1.67

FARMINGDALE BORO. - MONMOUTH CO.
Form of Government:
Borough Council
Number of Members on Governing Body - 6

PER CENT
 Gross Debt 1,991.72
 Net Debt 422.34
 Debt Service
 Total Tax Levy 790.78
 Municipal Expenditures 275.16
 PER CENT
 Gross Debt 5.79
 Net Debt 1.23
 Tax Levy Collected 94.46
 Tax Levy Cancelled, Abated or Adjusted .06

EXPENDITURES		REVENUES-REALIZED		1988 PROPERTY TAX	
GENERAL GOVERNMENT				STATE EQUALIZED TAX RATE	
Governing Body & Public Boards		1988 Property Taxes Collected	1,027,913.02	Local District School Taxes .95	594,147.75
Municipal Clerk		1988 Payments in Lieu of Taxes		Regional & Consolidated School Tax .24	149,525.29
Financial Administration	3,871.65	Delinquent Tax & Lien Collections	42,605.64	School Taxes in Municipal Budget	
Assessment of Taxes	12,796.19	Business Personalty Replacement Taxes	22,076.30	County Taxes .34 *	213,961.47
Collection of Taxes		Taxes from Public Utilities	58,175.00	County Library Taxes .01	7,980.87
Planning, Housing & Development	7,025.00	Other Miscellaneous Tax Revenues		Local Municipal Purpose Taxes .12	77,006.27
Human Resources		State Aid Revenues	10,115.37	Veteran & Senior Citizen Taxes	9,550.00
Elections	500.00	Federal Aid Revenues		Total Taxes for Rate Computation 1.66	1,052,171.65
General Administration (other)	75,302.94	State and Local Fiscal Assistance Act Utilized		Special District Taxes	
JUDICIARY		Sale of Acquired Property		Bank Corp. Taxes	12,755.10
Municipal Courts	8,333.20	Other Miscellaneous Revenues	103,599.66	Added and Omitted Taxes	45,336.56
PUBLIC SAFETY		Total	1,275,435.49	Total Taxes Levied - ABSTRACT	1,100,763.31
Fire Protection	15,714.76	Prior Years Surplus Appropriated	146,000.00	Total Taxes Billed	1,088,215.61
Police Protection	56,318.00	REVENUES TOTAL	1,421,485.49	1988 TAXES COLLECTED	1,027,913.02
Civil Defense & Disaster Control	100.00	Reserve For Uncollected Taxes	74,478.32	1988 Taxes Cancelled, Abated or Adjusted	707.24
Environmental Inspection & Control	18,276.20	CAPITAL OUTLAY	TOTAL	Transfer to Tax Title Liens or Foreclosed	
Other Public Safety			107,047.99	Balance Outstanding Dec. 31, 1988	59,595.55
PUBLIC WORKS		Public Enterprises	10,150.00	PRIOR YEARS TAXES OUTSTANDING	
Streets and Drainage	34,234.13	Recreation—Culture		Balance January 1, 1988	43,605.64
Sewers and Sewage Processing		Public Works	35,755.77	Collected in 1988	43,605.64
Garbage and Trash Disposal	6,000.00	Buildings and Grounds	11,141.00	Cancelled, Abated or Adjusted 1988	
Public Buildings and Grounds	29,420.00	Library and Education		Transfers to Tax Title Liens or Foreclosed	
Other Public Works		Conservation		Balance December 31, 1988	
HEALTH and WELFARE		All Other		TAX TITLE LIENS OUTSTANDING	
Health Services Except Environmental		CAPITAL DEBT AUTHORIZED, DECEMBER 31, 1988		Balance January 1, 1988	
Welfare-Public Assistance	1,150.00	ISSUED AND UNISSUED		Transfer From Taxes	
Hospitals, Clinics, First Aid		School	348,777	Redeemed in 1988	
Animal, Insect, & Radent Control		Self-Liquidating	1,576,077	Cancelled, Abated or Adjusted (1988)	
Other Welfare Services		Other	347,625	Transfers to Foreclosed Property	
RECREATION and CONSERVATION		Total	2,772,479	Balance December 31, 1988	
Beaches and Boardwalks	325.00	ISSUED AND OUTSTANDING		PROPERTY ACQUIRED BY DEED OR FORECLOSURE	
Parks, Playgrounds, Shade Trees	9,000.00	School	343,777.30	Balance January 1, 1988	1,200.00
Land Reclamation & Conservation	1,000.00	Self-Liquidating	1,033,000.00	Transfers From Taxes or Liens	
Other Recreational Services		Other		Sale for Cash (1988)	
EDUCATION (excluding schools)		Total	1,931,777.30	Cancelled, Abated or Adjusted (1988)	
Libraries		EQUALIZED VALUATION BASIS		Balance December 31, 1988	1,200.00
Other Educational Services		FOR NET DEBT COMPUTATION	47,347,322	CURRENT FINANCES DECEMBER 31, 1988	
STATUTORY EXPENDITURES		REAL PROPERTY VALUATIONS		ASSETS	
Pensions & F. I. C. A.	12,235.35	Code Class # of Parcels % VAL'N	ASSESSED VALUATION	Cash Dec. 31, 1988	687,211.37
Employee Fringe Benefits	7,000.00	1 Vacant Land 73 4.01	1,111,500.00	Taxes Receivable	59,595.55
Other Statutory Expenditures	500.00	2 Residential 310 62.33	17,232,600.00	Tax Title Liens	
CETA And Other Public Employment Programs		3 Farm 2 .83	229,300.00	Foreclosed Property	1,200.00
MUNICIPAL FUNCTIONS		4a Commercial 33 16.72	4,632,000.00	Emergencies & Other Deferred Charges	17,974.07
CAPITAL IMPROVEMENTS	*MEMO*	4b Industrial 5 5.93	1,643,400.00	State and Federal Aid Receivable	5,325.66
DEBT SERVICE		4c Apartments 2 10.12	2,804,800.00	Other Receivables	147,373.18
Principal Payments		Total 425	27,703,600.00	Total	918,880.93
Interest Payments		Land Area .50 Sq. Miles		LIABILITIES, RESERVES, AND SURPLUS	
DEFERRED CHARGES		Net Valuation Taxable-Municipal	29,391,579	Cash Liabilities	420,458.40
SCHOOL, COUNTY, SPECIAL DISTRICT TAXES	965,615.38	Net Valuation Taxable-County	50,235,013	Reserves for Receivables	203,163.73
RESERVE FOR UNCOLLECTED TAXES	74,478.32	State Equalized Valuation	60,531,685	Surplus Dec. 31, 1988	290,353.80
EXPENDITURES	TOTAL	State Equalization Ratio	47.04	Total	918,680.93
	1,343,638.06				

Population 1980	597	
Population 1988	555	
S & P Rating		2.42
Moody Rating		2.38
General Tax Rate Per \$100.		
State Equalized Tax Rate		

FIELDSBORO BORO. - BURLINGTON CO.
 Form of Government:
 Borough Council
 Number of Members on Governing Body - 6

PER CAPITAL:		PER CENT:	
Gross Debt	440.08	Gross Debt	1.59
Net Debt	353.92	Net Debt	1.28
Debt Service	7.04	Tax Levy Collected	84.62
Total Tax Levy	829.95	Tax Levy Cancelled, Abated	
Municipal Expenditures	557.51	or Adjusted	.11

EXPENDITURES		REVENUES-REALIZED		1988 PROPERTY TAX	
GENERAL GOVERNMENT				STATE EQUALIZED TAX RATE	
Governing Body & Public Boards		1988 Property Taxes Collected	389,902.04	Local District School Taxes	1.20
Municipal Clerk		1988 Payments in Lieu of Taxes		Regional & Consolidated School Tax	
Financial Administration	5,900.00	Delinquent Tax & Lien Collections	45,999.04	School Taxes in Municipal Budget	
Assessment of Taxes	4,300.00	Business Personalty Replacement Taxes	65,648.24	County Taxes	.53
Collection of Taxes	18,150.00	Taxes from Public Utilities	34,244.00	County Library Taxes	.03
Planning, Housing & Development	4,305.00	Other Miscellaneous Tax Revenues		Local Municipal Purpose Taxes	.61
Human Resources		State Aid Revenues	14,179.68	Veteran & Senior Citizen Taxes	
Elections		Federal Aid Revenues		Total Taxes for Rate Computation	2.37
General Administration (other)	53,280.00	State and Local Fiscal Assistance Act Utilized		Special District Taxes	
JUDICIARY		Sale of Acquired Property		Bank Corp. Taxes	
Municipal Courts	6,525.00	Other Miscellaneous Revenues		Added and Omitted Taxes	3,253.56
PUBLIC SAFETY		Total	572,736.25	Total Taxes Levied - ABSTRACT	460,622.64
Fire Protection	4,450.00	Prior Years Surplus Appropriated	20,000.00	Total Taxes Billed	460,777.85
Police Protection	4,287.81	REVENUES TOTAL	592,736.25	1988 TAXES COLLECTED	389,902.04
Civil Defense & Disaster Control	1,000.00	Reserve For Uncollected Taxes	69,609.87	1988 Taxes Cancelled, Abated or Adjusted	529.76
Environmental Inspection & Control				Transfer to Tax Title Liens or Foreclosed	10,815.34
Other Public Safety				Balance Outstanding Dec. 31, 1988	59,530.71
PUBLIC WORKS		CAPITAL OUTLAY TOTAL	229,501.51	PRIOR YEARS TAXES OUTSTANDING	
Streets and Drainage	34,865.00	Public Enterprises		Balance January 1, 1988	46,089.06
Sewers and Sewage Processing		Recreation—Culture		Collected in 1988	44,039.31
Garbage and Trash Disposal	54,400.00	Public Works	229,501.51	Cancelled, Abated or Adjusted 1988	
Public Buildings and Grounds	7,500.00	Buildings and Grounds		Transfers to Tax Title Liens or Foreclosed	1,193.14
Other Public Works		Library and Education		Balance December 31, 1988	856.61
HEALTH and WELFARE		Conservation		TAX TITLE LIENS OUTSTANDING	
Health Services Except Environmental	50.00	All Other		Balance January 1, 1988	20,260.30
Welfare-Public Assistance	400.00			Transfer From Taxes	12,051.05
Hospitals, Clinics, First Aid		CAPITAL DEBT AUTHORIZED, DECEMBER 31, 1988		Redeemed in 1988	1,959.73
Animal, Insect, & Rodent Control		ISSUED AND UNISSUED		Cancelled, Abated or Adjusted (1988)	
Other Welfare Services		School		Transfers to Foreclosed Property	
RECREATION and CONSERVATION		Self-liquidating		Balance December 31, 1988	30,351.62
Beaches and Boardwalks		Other	244,246	PROPERTY ACQUIRED BY DEED OR	
Parks, Playgrounds, Shade Trees	2,000.00	Total	244,246	FORECLOSURE	
Land Reclamation & Conservation	10,000.00	ISSUED AND OUTSTANDING		Balance January 1, 1988	300.00
Other Recreational Services		School		Transfers From Taxes or Liens	
EDUCATION (excluding schools)		Self-Liquidating		Sale for Cash (1988)	
Libraries	50.00	Other		Cancelled, Abated or Adjusted (1988)	
Other Educational Services		Total	56,000.00	Balance December 31, 1988	300.00
STATUTORY EXPENDITURES		EQUALIZED VALUATION BASIS		CURRENT FINANCES DECEMBER 31, 1988	
Pensions & F. I. C. A.	7,249.00	FOR NET DEBT COMPUTATION	15,374.185	ASSETS	
Employee Fringe Benefits		REAL PROPERTY VALUATIONS		Cash Dec. 31, 1988	123,819.84
Other Statutory Expenditures	420.00	Code Class # of Parcels % VAL'N	ASSESSED VALUATION	Taxes Receivable	60,387.32
CETA And Other Public Employment Programs		1 Vacant Land 37 2.62	495,100.00	Tax Title Liens	30,351.62
MUNICIPAL FUNCTIONS TOTAL	219,131.81	2 Residential 165 63.63	12,002,100.00	Foreclosed Property	300.00
CAPITAL IMPROVEMENTS *MEMO*	8,000.00	3 Farm		Emergencies & Other Deferred Charges	2,100.04
DEBT SERVICE		4a Commercial 8 7.56	1,425,300.00	State and Federal Aid Receivable	
Principal Payments		4b Industrial 1 26.19	4,940,100.00	Other Receivables	14,298.51
Interest Payments	3,936.25	4c Apartments		Total	231,257.33
		Total 211	18,862,600.00	LIABILITIES, RESERVES, AND SURPLUS	
DEFERRED CHARGES	16,770.13	Land Area .30 Sq. Miles		Cash Liabilities	79,695.94
SCHOOL, COUNTY, SPECIAL DISTRICT TAXES	340,387.21	Net Valuation Taxable-Municipal	13,913,773	Reserves for Receivables	105,337.45
RESERVE FOR UNCOLLECTED TAXES	69,609.87	Net Valuation Taxable-County	17,441,883	Surplus Dec. 31, 1988	46,223.94
EXPENDITURES TOTAL	649,805.27	State Equalized Valuation	19,265,393	Total	231,257.33
		State Equalization Ratio	98.17		

1009
Population 1980 4,132
Population 1988 4,151
S & P Rating
Moody Rating

General Tax Rate Per \$100. 2.46
State Equalized Tax Rate 1.85

LEWISTON BORO. - HUNTERDON CO.
Form of Government:
Borough Council
Number of Members on Governing Body - 6

PER CAPITA:
Gross Debt 1,185.95
Net Debt 382.30
Debt Service
Total Tax Levy 1,291.94
Municipal Expenditures 607.35
PER CENT:
Gross Debt 2.01
Net Debt .65
Tax Levy Collected 97.64
Tax Levy Cancelled, Abated or Adjusted .07

EXPENDITURES		REVENUES-REALIZED		1988 PROPERTY TAX	
GENERAL GOVERNMENT				STATE EQUALIZED TAX RATE →	
Governing Body & Public Boards		1988 Property Taxes Collected	5,156,636.52	Local District School Taxes	
Municipal Clerk		1988 Payments in Lieu of Taxes		Regional & Consolidated School Tax	1.11
Financial Administration	36,620.00	Delinquent Tax & Lien Collections	102,326.12	School Taxes in Municipal Budget	
Assessment of Taxes	17,750.00	Business Personalty Replacement Taxes	108,091.24	County Taxes	.39
Collection of Taxes	46,515.00	Taxes from Public Utilities	223,939.00	County Library Taxes	
Planning, Housing & Development	11,850.00	Other Miscellaneous Tax Revenues		Local Municipal Purpose Taxes	.35
Human Resources	26,850.00	State Aid Revenues	55,240.70	Veteran & Senior Citizen Taxes	
Elections		Federal Aid Revenues		Total Taxes for Rate Computation	1.35
General Administration (other)	250,914.83	State and Local Fiscal Assistance Act Utilized	1,039.04	Special District Taxes	
JUDICIARY		Sale of Acquired Property		Bank Corp. Taxes	32,702.69
Municipal Courts	46,052.00	Other Miscellaneous Revenues	946,021.52	Added and Omitted Taxes	2,501.01
PUBLIC SAFETY		Total	6,593,294.14	Total Taxes Levied - ABSTRACT	5,362,836.87
Fire Protection	61,095.12	Prior Years Surplus Appropriated	300,000.00	Total Taxes Billed	5,156,636.52
Police Protection	355,932.16	REVENUES TOTAL	6,893,294.14	1988 TAXES COLLECTED	
Civil Defense & Disaster Control	2,578.04	Reserve For Uncollected Taxes	156,468.18	1988 Taxes Cancelled, Abated or Adjusted	3,507.36
Environmental Inspection & Control	18,200.00	CAPITAL OUTLAY TOTAL	79,818.92	Transfer to Tax Title Liens or Foreclosed Balance Outstanding Dec. 31, 1988	121,216.71
Other Public Safety				PRIOR YEARS TAXES OUTSTANDING	
PUBLIC WORKS				Balance January 1, 1988	93,548.73
Streets and Drainage	154,299.04	Public Enterprises	324.00	Collected in 1988	93,289.03
Sewers and Sewage Processing	459,045.80	Recreation—Culture	14,890.45	Cancelled, Abated or Adjusted 1988	
Garbage and Trash Disposal	316,399.20	Public Works	63,773.43	Transfers to Tax Title Liens or Foreclosed Balance December 31, 1988	259.70
Public Buildings and Grounds	19,600.00	Buildings and Grounds	826.04	TAX TITLE LIENS OUTSTANDING	
Other Public Works	910.00	Library and Education		Balance January 1, 1988	9,037.09
HEALTH and WELFARE		Conservation		Transfer From Taxes	
Health Services Except Environmental	5,700.00	All Other		Redeemed in 1988	9,037.09
Welfare-Public Assistance	12,550.00	CAPITAL DEBT AUTHORIZED, DECEMBER 31, 1988		Cancelled, Abated or Adjusted (1988)	
Hospitals, Clinics, First Aid		ISSUED AND UNISSUED		Transfers to Foreclosed Property	
Animal, Insect, & Rodent Control	2,650.00	School	3,196,928	Balance December 31, 1988	
Other Welfare Services		Self-Liquidating	139,000	PROPERTY ACQUIRED BY DEED OR FORECLOSURE	
RECREATION and CONSERVATION		Other	1,586,942	Balance January 1, 1988	24,000.00
Beaches and Boardwalks		Total	4,922,871	Transfers From Taxes or Liens	
Parks, Playgrounds, Shade Trees				Sale for Cash (1988)	
Land Reclamation & Conservation	23,100.00	ISSUED AND OUTSTANDING		Cancelled, Abated or Adjusted (1988)	
Other Recreational Services	22,000.00	School	2,417,582.39	Balance December 31, 1988	24,000.00
EDUCATION (excluding schools)		Self-Liquidating	139,000.00	CURRENT FINANCES DECEMBER 31, 1988	
Libraries	113,568.00	Other		ASSETS	
Other Educational Services		Total	2,556,582.39	Cash Dec. 31, 1988	1,342,285.21
STATUTORY EXPENDITURES		EQUALIZED VALUATION BASIS		Taxes Receivable	121,476.41
Pensions & F. I. C. A.	101,453.73	FOR NET DEBT COMPUTATION	244,939,303	Tax Title Liens	
Employee Fringe Benefits	70,350.00	REAL PROPERTY VALUATIONS		Foreclosed Property	24,000.00
Other Statutory Expenditures	50.00	Code Class # of Parcels % VAL'N		Emergencies & Other Deferred Charges	55,053.90
CETA And Other Public Employment Programs		1 Vacant Land 51 1.39	4,039,400.00	State and Federal Aid Receivable	
MUNICIPAL FUNCTIONS		2 Residential 828 42.44	90,751,000.00	Other Receivables	111,086.76
CAPITAL IMPROVEMENTS. *MEMO*	65,000.00	3 Farm 1	3,900.00	Total	1,653,907.28
DEBT SERVICE		4a Commercial 217 45.66	97,645,988.00	LIABILITIES, RESERVES, AND SURPLUS	
Principal Payments		4b Industrial		Cash Liabilities	422,799.00
Interest Payments		4c Apartments 9 10.01	21,412,600.00	Reserves for Receivables	256,563.17
DEFERRED CHARGES		Total 1106	213,852,888.00	Surplus Dec. 31, 1988	974,545.11
SCHOOL, COUNTY, SPECIAL DISTRICT TAXES	183,600.49	Land Area 1.10 Sq. Miles		Total	1,653,907.28
RESERVE FOR UNCOLLECTED TAXES	4,267,257.56	Net Valuation Taxable-Municipal	214,587,788		
EXPENDITURES TOTAL	6,788,359.15	Net Valuation Taxable-County	250,752,966		
		State Equalized Valuation	284,434,672		
		State Equalization Ratio	75.38		

CALIFORNIA TWP. - BURLINGTON COUNTY

Form of Government:

Mayor-Council Plan F (OMCL 50)

Number of Members on Governing Body - 5

PER CAPITAL:

Grass Debt	762.34
Net Debt	723.40
Debt Service	53.86
Total Tax Levy	774.00
Municipal Expenditures	423.08

PER CENT:

Grass Debt	2.53
Net Debt	2.42
Tax Levy Collected	93.61
Tax Levy Cancelled, Abated or Adjusted	.04

Population 1980 9,034
Population 1988 9,562
S & P Rating
Moody Rating A

General Tax Rate Per \$100.

2.74

State Equalized Tax Rate

2.04

EXPENDITURES		REVENUES-REALIZED		1988 PROPERTY TAX	
GENERAL GOVERNMENT				STATE EQUALIZED TAX RATE → .38	
Governing Body & Public Boards	21,364.00	1988 Property Taxes Collected	6,925,930.43	Local District School Taxes	3,040,563.00
Municipal Clerk	34,973.00	1988 Payments in Lieu of Taxes		Regional & Consolidated School Tax	
Financial Administration	42,713.00	Delinquent Tax & Lien Collections	361,898.20	School Taxes in Municipal Budget	
Assessment of Taxes	30,658.00	Business Personalty Replacement Taxes	415,373.96	County Taxes	1,828,406.83
Collection of Taxes	48,559.25	Taxes from Public Utilities	595,322.00	County Library Taxes	103,787.92
Planning, Housing & Development	43,950.00	Other Miscellaneous Tax Revenues		Local Municipal Purpose Taxes	2,043,060.12
Human Resources	28,248.43	State Aid Revenues	115,253.39	Veteran & Senior Citizen Taxes	166,850.00
Elections		Federal Aid Revenues		Total Taxes for Rate Computation	7,182,667.87
General Administration (other)	329,148.53	State and Local Fiscal Assistance Act Utilized	985.00	Special District Taxes	327,600.00
JUDICIARY		Sole of Acquired Property		Bank Corp. Taxes	5,214.84
Municipal Courts	56,538.87	Other Miscellaneous Revenues	383,979.38	Added and Omitted Taxes	52,377.94
PUBLIC SAFETY		Total	8,803,747.41	Total Taxes Levied - ABSTRACT	7,401,010.65
Fire Protection	10,450.00	Prior Years Surplus Appropriated	300,000.00	Total Taxes Billed	7,398,707.70
Police Protection	827,502.36	REVENUES TOTAL	9,103,747.41	1988 TAXES COLLECTED	6,925,930.48
Civil Defense & Disaster Control	600.00	Reserve For Uncollected Taxes	587,269.42	1988 Taxes Cancelled, Abated or Adjusted	2,840.39
Environmental Inspection & Control	65,431.00	CAPITAL OUTLAY TOTAL	863,134.15	Transfer to Tax Title Liens or Foreclosed	128,176.05
Other Public Safety				Balance Outstanding Dec. 31, 1988	341,760.78
PUBLIC WORKS				PRIOR YEARS TAXES OUTSTANDING	
Streets and Drainage	258,242.50	Public Enterprises	521,203.64	Balance January 1, 1988	367,493.18
Sewers and Sewage Processing	352,941.80	Recreation—Culture	282,868.70	Collected in 1988	343,948.39
Garbage and Trash Disposal	58,000.00	Public Works	43,544.64	Cancelled, Abated or Adjusted 1988	2.69
Public Buildings and Grounds	138,043.00	Buildings and Grounds	15,517.17	Transfers to Tax Title Liens or Foreclosed	8,381.77
Other Public Works		Library and Education		Balance December 31, 1988	15,160.33
HEALTH and WELFARE		Conservation		TAX TITLE LIENS OUTSTANDING	
Health Services Except Environmental	1,500.00	All Other		Balance January 1, 1988	796,646.11
Welfare-Public Assistance	11,350.00	CAPITAL DEBT AUTHORIZED, DECEMBER 31, 1988		Transfer From Taxes	138,398.48
Hospitals, Clinics, First Aid		ISSUED AND UNISSUED		Redeemed in 1988	17,949.81
Animal, Insect, & Rodent Control		School	3,349,275	Cancelled, Abated or Adjusted (1988)	
Other Welfare Services		Self-liquidating	3,940,195	Transfers to Foreclosed Property	
RECREATION and CONSERVATION		Other	7,239,470	Balance December 31, 1988	917,094.78
Beaches and Boardwalks		Total		PROPERTY ACQUIRED BY DEED OR FORECLOSURE	
Parks, Playgrounds, Shade Trees	60,422.00	ISSUED AND OUTSTANDING		Balance January 1, 1988	9,940.01
Land Reclamation & Conservation	4,100.00	School	3,041,100.00	Transfers From Taxes or Liens	
Other Recreational Services	30,910.00	Self-Liquidating	2,963,671.00	Sale for Cash (1988)	
EDUCATION (excluding schools)		Other	6,004,771.00	Cancelled, Abated or Adjusted (1988)	
Libraries	27,432.00	Total		Balance December 31, 1988	9,940.01
Other Educational Services		EQUALIZED VALUATION BASIS		CURRENT FINANCES DECEMBER 31, 1988	
STATUTORY EXPENDITURES		FOR NET DEBT COMPUTATION	287,634,128	ASSETS	
Pensions & F. I. C. A.	214,311.94	REAL PROPERTY VALUATIONS		Cash Dec. 31, 1988	1,236,031.21
Employee Fringe Benefits	127,372.00	Code Class # of Parcels % VAL'N		Taxes Receivable	356,921.11
Other Statutory Expenditures		1 Vacant Land 311 3.70	9,418,450.00	Tax Title Liens	917,094.78
CETA And Other Public Employment Programs		2 Residential 3237 74.33	189,082,895.00	Foreclosed Property	9,940.01
MUNICIPAL FUNCTIONS TOTAL	2,385,311.73	3 Farm 130 2.02	5,154,210.00	Emergencies & Other Deferred Charges	60,383.23
CAPITAL IMPROVEMENTS *MEMO*	27,000.00	4a Commercial 132 5.83	14,831,200.00	State and Federal Aid Receivable	
DEBT SERVICE		4b Industrial 24 12.62	32,092,600.00	Other Receivables	11,335.45
Principal Payments	276,659.00	4c Apartments 10 1.49	3,792,400.00	Total	2,591,705.79
Interest Payments	238,321.34	Total	254,371,755.00	LIABILITIES, RESERVES, AND SURPLUS	
DEFERRED CHARGES	57,945.11	Land Area 9.65 Sq. Miles		Cash Liabilities	612,477.47
SCHOOL, COUNTY, SPECIAL DISTRICT TAXES	5,300,357.75	Net Valuation Taxable-Municipal	256,595,437	Reserves for Receivables	1,295,291.35
RESERVE FOR UNCOLLECTED TAXES	587,269.42	Net Valuation Taxable-County	310,179,119	Surplus Dec. 31, 1988	683,936.97
EXPENDITURES TOTAL	9,345,874.35	State Equalized Valuation	344,259,120	Total	2,591,705.79
		State Equalization Ratio	74.37		

Population 1980 9,359
 Population 1988 10,266
 S & P Rating AA
 Moody Rating AAA

General Tax Rate Per \$100.

1.35

State Equalized Tax Rate

1.06

FLORHAM PARK BOROUGH - MORRIS CO.

Form of Government:

Borough Council

Number of Members on Governing Body - 6

PER CAPITA:

Gross Debt 400.23
 Net Debt 307.73
 Debt Service 68.77
 Total Tax Levy 1,417.45
 Municipal Expenditures 539.75

PER CENT:

Gross Debt .34
 Net Debt .26
 Tax Levy Collected 99.03
 Tax Levy Cancelled, Abated or Adjusted .01

EXPENDITURES		REVENUES-REALIZED		1988 PROPERTY TAX	
GENERAL GOVERNMENT		1988 Property Taxes Collected		STATE EQUALIZED TAX RATE	
Governing Body & Public Boards			14,441,983.00	Local District School Taxes .32	
Municipal Clerk				Regional & Consolidated School Tax .24	
Financial Administration	102,934.00	1988 Payments in Lieu of Taxes		School Taxes in Municipal Budget	
Assessment of Taxes	40,000.00	Delinquent Tax & Lien Collections	143,910.00	County Taxes .25	
Collection of Taxes	4,200.00	Business Personalty Replacement Taxes	229,767.00	County Library Taxes	
Planning, Housing & Development	49,450.00	Taxes from Public Utilities	840,268.00	Local Municipal Purpose Taxes .25	
Human Resources	54,835.00	Other Miscellaneous Tax Revenues		Veteran & Senior Citizen Taxes	
Elections	4,300.00	State Aid Revenues	143,152.00	Total Taxes for Rate Computation 1.06	
General Administration (other)	780,809.00	Federal Aid Revenues		Special District Taxes	
JUDICIARY		State and Local Fiscal Assistance Act Utilized		Bank Corp. Taxes	
Municipal Courts	45,014.00	Sale of Acquired Property		Added and Omitted Taxes	
PUBLIC SAFETY		Other Miscellaneous Revenues	407,377.00	Total Taxes Levied - ABSTRACT	
Fire Protection	133,505.00			Total Taxes Billed	
Police Protection	1,030,417.00	Prior Years Surplus Appropriated	713,000.00	1988 TAXES COLLECTED	
Civil Defense & Disaster Control	1,500.00	REVENUES TOTAL	16,919,457.00	1988 Taxes Cancelled, Abated or Adjusted	
Environmental Inspection & Control	62,899.00	Reserve For Uncollected Taxes	534,121.00	Transfer to Tax Title Liens or Foreclosed	
Other Public Safety		CAPITAL OUTLAY TOTAL	976,242.00	Balance Outstanding Dec. 31, 1988	
PUBLIC WORKS				PRIOR YEARS TAXES OUTSTANDING	
Streets and Drainage	437,332.00	Public Enterprises	1,205.00	Balance January 1, 1988	
Sewers and Sewage Processing	132,400.00	Recreation—Culture		Collected in 1988	
Garbage and Trash Disposal	198,500.00	Public Works	975,037.00	Cancelled, Abated or Adjusted 1988	
Public Buildings and Grounds	252,093.00	Buildings and Grounds		Transfers to Tax Title Liens or Foreclosed	
Other Public Works	35,000.00	Library and Education		Balance December 31, 1988	
HEALTH and WELFARE		Conservation		TAX TITLE LIENS OUTSTANDING	
Health Services Except Environmental	36,510.00	All Other		Balance January 1, 1988	
Welfare-Public Assistance	4,300.00	CAPITAL DEBT AUTHORIZED, DECEMBER 31, 1988		Transfer From Taxes	
Hospitals, Clinics, First Aid		ISSUED AND UNISSUED GROSS DEBT NET DEBT		Redeemed in 1988	
Animal, Insect, & Rodent Control	2,000.00	School 492,141		Cancelled, Abated or Adjusted (1988)	
Other Welfare Services		Self-liquidating 457,000		Transfers to Foreclosed Property	
RECREATION and CONSERVATION		Other 3,159,670	3,159,670	Balance December 31, 1988	
Beaches and Boardwalks		Total 4,108,811	3,159,670	PROPERTY ACQUIRED BY DEED OR FORECLOSURE	
Parks, Playgrounds, Shade Trees	8,000.00	ISSUED AND OUTSTANDING		Balance January 1, 1988	
Land Reclamation & Conservation		School 492,141.00		Transfers From Taxes or Liens	
Other Recreational Services	115,359.00	Self-Liquidating 457,000.00		Sale for Cash (1988)	
EDUCATION (excluding schools)		Other 3,041,670.00		Cancelled, Abated or Adjusted (1988)	
Libraries	235,275.00	Total 3,990,811.00		Balance December 31, 1988	
Other Educational Services		EQUALIZED VALUATION BASIS FOR NET DEBT COMPUTATION	1,192,417,760	CURRENT FINANCES DECEMBER 31, 1988	
STATUTORY EXPENDITURES		REAL PROPERTY VALUATIONS		ASSETS	
Pensions & F. I. C. A.	329,800.00	Code Class # of Parcels % VAL'N		Cash Dec. 31, 1988	
Employee Fringe Benefits	120,000.00	1 Vacant Land 109 3.11	33,262,500.00	Taxes Receivable	
Other Statutory Expenditures		2 Residential 2983 52.23	553,696,670.00	Tax Title Liens	
CETA And Other Public Employment Programs		3 Farm 1 .01	95,900.00	Foreclosed Property	
MUNICIPAL FUNCTIONS TOTAL	4,215,437.00	4a Commercial 170 23.14	247,435,200.00	Emergencies & Other Deferred Charges	
CAPITAL IMPROVEMENTS *MEMO*	29,300.00	4b Industrial 20 21.52	230,146,300.00	State and Federal Aid Receivable	
DEBT SERVICE		4c Apartments		Other Receivables	
Principal Payments	509,205.00	Total 3283	1,069,636,570.00	Total	
Interest Payments	196,824.00	Land Area 7.50 Sq. Miles		LIABILITIES, RESERVES, AND SURPLUS	
DEFERRED CHARGES	34,431.00	Net Valuation Taxable-Municipal	1,074,467,634	Cash Liabilities	
SCHOOL, COUNTY, SPECIAL DISTRICT TAXES	11,064,765.43	Net Valuation Taxable-County	1,471,718,438	Reserves for Receivables	
RESERVE FOR UNCOLLECTED TAXES	534,121.00	State Equalized Valuation	1,366,225,138	Surplus Dec. 31, 1988	
EXPENDITURES TOTAL	16,605,833.43	State Equalization Ratio	73.57	Total	

0110

Population 1980 1,892
 Population 1988 1,925
 S & P Rating
 Moody Rating

General Tax Rate Per \$100.

7.98

State Equalized Tax Rate

2.27

FOLSOM BOROUGH - ATLANTIC COUNTY**Form of Government:****Borough Council****Number of Members on Governing Body - 6**

PER CAPITA:

Gross Debt 604.03
 Net Debt 131.30
 Debt Service 42.50
 Total Tax Levy 747.71
 Municipal Expenditures 499.74

PER CENT:

Gross Debt 2.02
 Net Debt .44
 Tax Levy Collected 90.95
 Tax Levy Cancelled, Abated
 or Adjusted

EXPENDITURES		REVENUES-REALIZED		1988 PROPERTY TAX	
GENERAL GOVERNMENT				STATE EQUALIZED TAX RATE	
Governing Body & Public Boards		1988 Property Taxes Collected	1,309,097.00	Local District School Taxes 1.25	792,363.13
Municipal Clerk		1988 Payments in Lieu of Taxes		Regional & Consolidated School Tax	
Financial Administration	13,645.00	Delinquent Tax & Lien Collections	112,288.00	School Taxes in Municipal Budget	
Assessment of Taxes	9,400.00	Business Personalty Replacement Taxes	22,273.00	County Taxes .43 *	270,820.66
Collection of Taxes	15,350.00	Taxes from Public Utilities	137,386.00	County Library Taxes .03	18,487.95
Planning, Housing & Development	11,200.00	Other Miscellaneous Tax Revenues		Local Municipal Purpose Taxes .56	353,821.00
Human Resources	300.00	State Aid Revenues	226,514.00	Veteran & Senior Citizen Taxes	18,850.00
Elections		Federal Aid Revenues		Total Taxes for Rate Computation 2.27	1,454,342.74
General Administration (other)	125,648.00	State and Local Fiscal Assistance Act Utilized		Special District Taxes	
JUDICIARY		Sale of Acquired Property		Bank Corp. Taxes	
Municipal Courts	25,200.00	Other Miscellaneous Revenues	32,252.00	Added and Omitted Taxes	3,849.00
PUBLIC SAFETY		Total	1,839,810.00	Total Taxes Levied - ABSTRACT	1,439,341.74
Fire Protection	17,649.00	Prior Years Surplus Appropriated	60,000.00	Total Taxes Billed	1,439,363.00
Police Protection	3,000.00	REVENUES TOTAL	1,949,810.00	1988 TAXES COLLECTED	1,309,097.00
Civil Defense & Disaster Control		Reserve For Uncollected Taxes	174,664.00	1988 Taxes Cancelled, Abated or Adjusted	
Environmental Inspection & Control	17,000.00	CAPITAL OUTLAY TOTAL	20,161.00	Transfer to Tax Title Liens or Foreclosed	12,375.00
Other Public Safety				Balance Outstanding Dec. 31, 1988	117,891.00
PUBLIC WORKS				PRIOR YEARS TAXES OUTSTANDING	
Streets and Drainage	284,902.00	Public Enterprises		Balance January 1, 1988	114,054.00
Sewers and Sewage Processing	25,000.00	Recreation—Culture		Collected in 1988	105,896.00
Garbage and Trash Disposal	104,000.00	Public Works	20,161.00	Cancelled, Abated or Adjusted 1988	
Public Buildings and Grounds	6,300.00	Buildings and Grounds		Transfers to Tax Title Liens or Foreclosed	6,389.00
Other Public Works		Library and Education		Balance December 31, 1988	1,769.00
HEALTH and WELFARE		Conservation		TAX TITLE LIENS OUTSTANDING	
Health Services Except Environmental	450.00	All Other		Balance January 1, 1988	19,112.00
Welfare-Public Assistance	1,500.00	CAPITAL DEBT AUTHORIZED, DECEMBER 31, 1988		Transfer From Taxes	19,607.00
Hospitals, Clinics, First Aid	600.00	ISSUED AND UNISSUED GROSS DEBT NET DEBT		Redeemed in 1988	6,392.00
Animal, Insect, & Rodent Control	2,600.00	School 910,000		Cancelled, Abated or Adjusted (1988)	
Other Welfare Services		Self-liquidating 252,750	252,750	Transfers to Foreclosed Property	
RECREATION and CONSERVATION		Other 252,750	252,750	Balance December 31, 1988	32,327.00
Beaches and Boardwalks		Total 1,162,750		PROPERTY ACQUIRED BY DEED OR FORECLOSURE	
Parks, Playgrounds, Shade Trees	1,200.00	ISSUED AND OUTSTANDING		Balance January 1, 1988	14,477.00
Land Reclamation & Conservation	100.00	School 910,000.00		Transfers From Taxes or Liens	
Other Recreational Services		Self-Liquidating 220,000.00		Sale for Cash (1988)	
EDUCATION (excluding schools)		Other 1,130,000.00		Cancelled, Abated or Adjusted (1988)	
Libraries		Total		Balance December 31, 1988	14,477.00
Other Educational Services		EQUALIZED VALUATION BASIS		CURRENT FINANCES DECEMBER 31, 1988	
STATUTORY EXPENDITURES		FOR NET DEBT COMPUTATION	57,658,609	ASSETS	
Pensions & F. I. C. A.	13,500.00	REAL PROPERTY VALUATIONS		Cash Dec. 31, 1988	384,790.00
Employee Fringe Benefits		Code Class # of Parcels % VAL'N		Taxes Receivable	119,660.00
Other Statutory Expenditures	1,600.00	1 Vacant Land 627 7.90	1,379,705.00	Tax Title Liens	32,327.00
CETA And Other Public Employment Programs		2 Residential 616 65.78	11,487,315.00	Foreclosed Property	14,477.00
MUNICIPAL FUNCTIONS TOTAL	635,144.00	3 Farm 60 1.34	233,500.00	Emergencies & Other Deferred Charges	54,368.00
CAPITAL IMPROVEMENTS *MEMO*		4a Commercial 40 6.19	1,080,400.00	State and Federal Aid Receivable	6,082.00
DEBT SERVICE		4b Industrial 11 18.80	3,283,400.00	Other Receivables	168,675.00
Principal Payments	55,000.00	4c Apartments		Total	780,379.00
Interest Payments	26,313.00	Total 1354	17,464,320.00	LIABILITIES, RESERVES, AND SURPLUS	
DEFERRED CHARGES	20,376.00	Land Area 8.40 Sq. Miles		Cash Liabilities	332,822.00
SCHOOL, COUNTY, SPECIAL DISTRICT TAXES	1,031,671.74	Net Valuation Taxable-Municipal	17,991,132	Reserves for Receivables	173,504.00
RESERVE FOR UNCOLLECTED TAXES	174,664.00	Net Valuation Taxable-County	57,182,303	Surplus Dec. 31, 1988	274,053.00
EXPENDITURES TOTAL	2,043,668.74	State Equalized Valuation	61,848,160	Total	780,379.00
		State Equalization Ratio	28.43		

*Includes County Health Service Taxes or County Vocational School Taxes. See Table 13.

0219

Population 1980 32,449
 Population 1988 31,923
 S & P Rating
 Moody Rating AA

General Tax Rate Per \$100.

1.23

State Equalized Tax Rate

1.18

FORT LEE BOROUGH - BERGEN COUNTY

Form of Government:

Borough Council

Number of Members on Governing Body - 6

PER CAPITA.

Gross Debt 717.32
 Net Debt 620.93
 Debt Service 94.31
 Total Tax Levy 1,223.80
 Municipal Expenditures 680.03

PER CENT

Gross Debt .81
 Net Debt .70
 Tax Levy Collected 96.51
 Tax Levy Cancelled, Abated or Adjusted 1.87

EXPENDITURES		REVENUES-REALIZED		1988 PROPERTY TAX	
GENERAL GOVERNMENT				STATE EQUALIZED TAX RATE .50	
Governing Body & Public Boards	56,102.00	1988 Property Taxes Collected 37,853,152.41		Local District School Taxes	16,714,714.00
Municipal Clerk	114,520.00	1988 Payments in Lieu of Taxes 114,524.22		Regional & Consolidated School Tax	
Financial Administration	69,500.00	Delinquent Tax & Lien Collections 489,426.11		School Taxes in Municipal Budget	
Assessment of Taxes	114,138.00	Business Personalty Replacement Taxes 147,976.44		County Taxes .22	7,311,420.15
Collection of Taxes	136,571.00	Taxes from Public Utilities 1,215,762.00		County Library Taxes	
Planning, Housing & Development	43,750.00	Other Miscellaneous Tax Revenues 418,469.20		Local Municipal Purpose Taxes .45	14,860,251.34
Human Resources	147,639.00	Federal Aid Revenues 858.36		Veteran & Senior Citizen Taxes	162,400.00
Elections	7,210.00	State and Local Fiscal Assistance Act Utilized		Total Taxes for Rate Computation 1.17	39,043,785.49
General Administration (other)	2,278,904.00	Sale of Acquired Property		Special District Taxes	
JUDICIARY		Other Miscellaneous Revenues 2,666,366.11		Bank Corp. Taxes	105,304.28
Municipal Courts	404,174.00	Prior Years Surplus Appropriated 2,000,000.00		Added and Omitted Taxes	81,414.83
PUBLIC SAFETY		REVENUES TOTAL 44,911,534.85		Total Taxes Levied - ABSTRACT	39,073,604.60
Fire Protection	872,360.48	Reserve For Uncollected Taxes 1,360,704.04		Total Taxes Billed	39,225,261.20
Police Protection	4,565,327.68	CAPITAL OUTLAY TOTAL 3,530,195.39		1988 TAXES COLLECTED	37,858,152.41
Civil Defense & Disaster Control		Public Enterprises		1988 Taxes Cancelled, Abated or Adjusted	731,648.18
Environmental Inspection & Control	246,466.00	Recreation—Culture 163,117.72		Transfer to Tax Title Liens or Foreclosed	806.88
Other Public Safety		Public Works 1,215,040.86		Balance Outstanding Dec. 31, 1988	634,653.73
PUBLIC WORKS		Buildings and Grounds 2,137,312.54		PRIOR YEARS TAXES OUTSTANDING	
Streets and Drainage	844,775.10	Library and Education 14,724.27		Balance January 1, 1988	489,426.11
Sewers and Sewage Processing	1,263,809.00	All Other		Collected in 1988	489,426.11
Garbage and Trash Disposal	1,059,550.00	CAPITAL DEBT AUTHORIZED, DECEMBER 31, 1988		Cancelled, Abated or Adjusted 1988	
Public Buildings and Grounds	220,200.00	ISSUED AND UNISSUED GROSS DEBT NET DEBT		Transfers to Tax Title Liens or Foreclosed	
Other Public Works	78,000.00	School 3,022,000		Balance December 31, 1988	
HEALTH and WELFARE		Self-liquidating 19,880,515 19,826,515		TAX TITLE LIENS OUTSTANDING	
Health Services Except Environmental	307,639.00	Other 22,902,515 19,826,515		Balance January 1, 1988	3,697.61
Welfare-Public Assistance	88,748.00	ISSUED AND OUTSTANDING		Transfer From Taxes	806.88
Hospitals, Clinics, First Aid		School 3,022,000.00		Redeemed in 1988	
Animal, Insect, & Rodent Control		Self-Liquidating 15,383,640.00		Cancelled, Abated or Adjusted (1988)	
Other Welfare Services		Other 18,405,640.00		Transfers to Foreclosed Property	
RECREATION and CONSERVATION		EQUALIZED VALUATION BASIS FOR NET DEBT COMPUTATION 2,841,831,389		Balance December 31, 1988	4,504.49
Beaches and Boardwalks		REAL PROPERTY VALUATIONS		PROPERTY ACQUIRED BY DEED OR FORECLOSURE	
Parks, Playgrounds, Shade Trees	294,285.00	Code Class # of Parcels % VAL'N ASSESSED VALUATION		Balance January 1, 1988	8,220.00
Land Reclamation & Conservation		1 Vacant Land 299 1.60 50,739,600.00		Transfers From Taxes or Liens	
Other Recreational Services	488,534.00	2 Residential 5780 39.85 1,262,196,600.00		Sale for Cash (1988)	
EDUCATION (excluding schools)		3 Farm 530,681,500.00		Cancelled, Abated or Adjusted (1988)	
Libraries	863,248.00	4a Commercial 334 16.76 17,494,925.00		Balance December 31, 1988	8,220.00
Other Educational Services		4b Industrial 15 .55 1,305,909,940.00		CURRENT FINANCES DECEMBER 31, 1988	
STATUTORY EXPENDITURES		4c Apartments 83 41.23 3,167,022,565.00		ASSETS	
Pensions & F. I. C. A.	1,162,105.26	Land Area 2.50 Sq. Miles		Cash Dec. 31, 1988	5,001,935.74
Employee Fringe Benefits	732,772.00	Net Valuation Taxable-Municipal 3,182,426,534		Taxes Receivable	634,653.73
Other Statutory Expenditures	1,000.00	Net Valuation Taxable-County 2,954,987,438		Tax Title Liens	4,504.49
CETA And Other Public Employment Programs		State Equalized Valuation 3,318,514,696		Foreclosed Property	8,220.00
MUNICIPAL FUNCTIONS TOTAL 16,466,427.52		State Equalization Ratio 95.88		Emergencies & Other Deferred Charges	160,991.00
CAPITAL IMPROVEMENTS *MEMO* 250,000.00				State and Federal Aid Receivable	20,190.11
DEBT SERVICE				Other Receivables	146,483.79
Principal Payments	2,196,915.00			Total	5,976,978.86
Interest Payments	814,236.23			LIABILITIES, RESERVES, AND SURPLUS	
DEFERRED CHARGES	873,582.63			Cash Liabilities	3,144,161.52
SCHOOL, COUNTY, SPECIAL DISTRICT TAXES	24,026,134.15			Reserves for Receivables	793,862.01
RESERVE FOR UNCOLLECTED TAXES	1,360,704.04			Surplus Dec. 31, 1988	2,038,955.33
EXPENDITURES TOTAL 45,737,999.57				Total	5,976,978.86

1905

Population 1980 4,654
 Population 1988 5,374
 S & P Rating
 Moody Rating

General Tax Rate Per \$100.

4.06

State Equalized Tax Rate

1.84

FRANKFORD TOWNSHIP - SUSSEX CO.**Form of Government:****Township Committee****Number of Members on Governing Body - 3**

PER CAPITA:

Gross Debt 741.52

Net Debt

Debt Service

Total Tax Levy 1,158.04

Municipal Expenditures 390.26

PER CENT:

Gross Debt 1.53

Net Debt

Tax Levy Collected 90.37

Tax Levy Cancelled, Abated
or Adjusted

EXPENDITURES		REVENUES-REALIZED		1988 PROPERTY TAX	
GENERAL GOVERNMENT				STATE EQUALIZED TAX RATE	
Governing Body & Public Boards		1988 Property Taxes Collected	5,614,765.01	Local District School Taxes .74	2,469,110.00
Municipal Clerk		1988 Payments in Lieu of Taxes		Regional & Consolidated School Tax .43	1,419,715.58
Financial Administration	38,000.00	Delinquent Tax & Lien Collections	496,281.79	School Taxes in Municipal Budget	
Assessment of Taxes	177,355.00	Business Personalty Replacement Taxes	61,589.64	County Taxes .43 *	1,432,759.28
Collection of Taxes	54,500.00	Taxes from Public Utilities	323,099.00	County Library Taxes .03	98,758.70
Planning, Housing & Development	61,300.00	Other Miscellaneous Tax Revenues		Local Municipal Purpose Taxes .21	709,751.36
Human Resources		State Aid Revenues	31,151.30	Veteran & Senior Citizen Taxes	38,850.00
Elections		Federal Aid Revenues		Total Taxes for Rate Computation 1.84	6,168,944.92
General Administration (other)	198,700.00	State and Local Fiscal Assistance Act Utilized	698.57	Special District Taxes	
JUDICIARY		Sale of Acquired Property		Bank Corp. Taxes	10,173.43
Municipal Courts	41,900.00	Other Miscellaneous Revenues	332,611.23	Added and Omitted Taxes	83,022.31
PUBLIC SAFETY		Total	6,910,197.04	Total Taxes Levied - ABSTRACT	6,223,290.66
Fire Protection	45,666.36	Prior Years Surplus Appropriated	534,000.00	Total Taxes Billed	6,213,117.23
Police Protection	6,500.00	REVENUES TOTAL	7,444,197.04	1988 TAXES COLLECTED	5,614,765.01
Civil Defense & Disaster Control	2,400.00	Reserve For Uncollected Taxes	629,405.32	1988 Taxes Cancelled, Abated or Adjusted	
Environmental Inspection & Control	48,000.00	CAPITAL OUTLAY TOTAL	334,555.02	Transfer to Tax Title Liens or Foreclosed	
Other Public Safety				Balance Outstanding Dec. 31, 1988	598,352.22
PUBLIC WORKS				PRIOR YEARS TAXES OUTSTANDING	
Streets and Drainage	461,354.26	Public Enterprises		Balance January 1, 1988	510,746.16
Sewers and Sewage Processing		Recreation—Culture	602.50	Collected in 1988	468,928.70
Garbage and Trash Disposal	9,000.00	Public Works	306,100.47	Cancelled, Abated or Adjusted 1988	
Public Buildings and Grounds	123,900.00	Buildings and Grounds	27,862.05	Transfers to Tax Title Liens or Foreclosed	
Other Public Works		Library and Education		Balance December 31, 1988	41,817.46
HEALTH and WELFARE		Conservation		TAX TITLE LIENS OUTSTANDING	
Health Services Except Environmental	15,000.00	All Other		Balance January 1, 1988	85,217.28
Welfare-Public Assistance	28,900.00	CAPITAL DEBT AUTHORIZED, DECEMBER 31, 1988		Transfer From Taxes	
Hospitals, Clinics, First Aid	3,000.00	ISSUED AND UNISSUED		Redeemed in 1988	27,353.09
Animal, Insect, & Rodent Control	5,900.00	School	3,934,930	Cancelled, Abated or Adjusted (1988)	
Other Welfare Services		Self-liquidating		Transfers to Foreclosed Property	
RECREATION and CONSERVATION		Other		Balance December 31, 1988	57,864.19
Beaches and Boardwalks		Total	3,934,930	PROPERTY ACQUIRED BY DEED OR	
Parks, Playgrounds, Shade Trees		ISSUED AND OUTSTANDING		FORECLOSURE	
Land Reclamation & Conservation	9,394.20	School	2,526,230.66	Balance January 1, 1988	177,725.00
Other Recreational Services	14,200.00	Self-liquidating		Transfers From Taxes or Liens	
EDUCATION (excluding schools)		Other		Sale for Cash (1988)	20,000.00
Libraries		Total	2,526,230.66	Cancelled, Abated or Adjusted (1988)	13,200.00
Other Educational Services		EQUALIZED VALUATION BASIS		Balance December 31, 1988	144,525.00
STATUTORY EXPENDITURES		FOR NET DEBT COMPUTATION	260,930,411	CURRENT FINANCES DECEMBER 31, 1988	
Pensions & F. I. C. A.	60,000.00	REAL PROPERTY VALUATIONS		ASSETS	
Employee Fringe Benefits	55,000.00	Code Class # of Parcels % VAL'N	ASSESSED VALUATION	Cash Dec. 31, 1988	1,042,745.71
Other Statutory Expenditures	7,500.00	1 Vacant Land 812 7.55	11,331,903.00	Taxes Receivable	640,169.68
CETA And Other Public Employment Programs		2 Residential 1355 72.05	103,139,649.00	Tax Title Liens	57,864.19
MUNICIPAL FUNCTIONS TOTAL	1,467,369.82	3 Farm 551 11.68	17,542,275.00	Foreclosed Property	144,525.00
CAPITAL IMPROVEMENTS *MEMO*	270,800.00	4a Commercial 89 7.76	11,650,850.00	Emergencies & Other Deferred Charges	139,655.00
DEBT SERVICE		4b Industrial 11 .89	1,341,900.00	State and Federal Aid Receivable	
Principal Payments		4c Apartments 1 .07	102,400.00	Other Receivables	57,697.80
Interest Payments		Total 3319	150,158,977.00	Total	2,082,657.38
DEFERRED CHARGES		Land Area 34.70 Sq. Miles		LIABILITIES, RESERVES, AND SURPLUS	
SCHOOL, COUNTY, SPECIAL DISTRICT TAXES	5,420,343.56	Net Valuation Taxable-Municipal	151,005,180	Cash Liabilities	506,808.20
RESERVE FOR UNCOLLECTED TAXES	629,405.32	Net Valuation Taxable-County	271,102,706	Reserves for Receivables	900,256.67
EXPENDITURES TOTAL	7,517,618.70	State Equalized Valuation	332,982,848	Surplus Dec. 31, 1988	675,592.51
		State Equalization Ratio	45.21	Total	2,082,657.38

*Includes County Health Service Taxes or County Vocational School Taxes. See Table 13.

1906
 Population 1980 4,486
 Population 1988 4,600
 S & P Rating
 Moody Rating AAA
 General Tax Rate Per \$100. 3.90
 State Equalized Tax Rate 2.56

KRAKLIN BOROUGH - SUSSEX COUNTY
Form of Government:
Borough Council
Number of Members on Governing Body - 6

PER CAPITA:
 Gross Debt 2,296.43
 Net Debt 87.44
 Debt Service 14.53
 Total Tax Levy 1,155.07
 Municipal Expenditures 624.51
PER CENT:
 Gross Debt 6.54
 Net Debt .25
 Tax Levy Collected 96.49
 Tax Levy Cancelled, Abated or Adjusted .27

EXPENDITURES		REVENUES-REALIZED		1988 PROPERTY TAX	
GENERAL GOVERNMENT				STATE EQUALIZED TAX RATE	
Governing Body & Public Boards		1988 Property Taxes Collected	5,121,012.77	Local District School Taxes	.37 1,786,294.75
Municipal Clerk		1988 Payments in Lieu of Taxes		Regional & Consolidated School Tax	.45 916,077.45
Financial Administration	61,125.00	Delinquent Tax & Lien Collections	123,715.71	School Taxes in Municipal Budget	
Assessment of Taxes	13,030.00	Business Personalty Replacement Taxes	63,315.30	County Taxes	.46 * 947,175.60
Collection of Taxes	33,342.00	Taxes from Public Utilities	516,040.00	County Library Taxes	.03 65,285.92
Planning, Housing & Development	61,277.00	Other Miscellaneous Tax Revenues		Local Municipal Purpose Taxes	.74 1,513,765.93
Human Resources	36,213.69	State Aid Revenues	37,976.49	Veteran & Senior Citizen Taxes	
Elections	1,555.00	Federal Aid Revenues		Total Taxes for Rate Computation	2.55 5,285,399.65
General Administration (other)	428,349.00	State and Local Fiscal Assistance Act Utilized	441.29	Special District Taxes	
JUDICIARY		Sale of Acquired Property		Bank Corp. Taxes	16,153.33
Municipal Courts	26,761.00	Other Miscellaneous Revenues		Added and Omitted Taxes	63,564.48
PUBLIC SAFETY		Total	6,308,322.83	Total Taxes Levied - ABSTRACT	5,313,317.46
Fire Protection	70,224.20	Prior Years Surplus Appropriated	177,000.00	Total Taxes Billed	5,307,531.74
Police Protection	490,930.63	REVENUES TOTAL	6,485,322.83	1988 TAXES COLLECTED	5,121,012.77
Civil Defense & Disaster Control	1,250.00	Reserve For Uncollected Taxes	261,253.70	1988 Taxes Cancelled, Abated or Adjusted	14,377.33
Environmental Inspection & Control	31,380.00	CAPITAL OUTLAY TOTAL	309,959.39	Transfer to Tax Title Liens or Foreclosed	11,715.60
Other Public Safety		Public Enterprises	245,450.37	Balance Outstanding Dec. 31, 1988	160,405.54
PUBLIC WORKS		Recreation—Culture		PRIOR YEARS TAXES OUTSTANDING	
Streets and Drainage	512,133.00	Public Works	44,603.53	Balance January 1, 1988	129,571.59
Sewers and Sewage Processing		Buildings and Grounds	19,905.94	Collected in 1988	122,253.76
Gorboge and Trash Disposol	357,776.00	Library and Education		Cancelled, Abated or Adjusted 1988	59.34
Public Buildings and Grounds	51,000.00	Conservation		Transfers to Tax Title Liens or Foreclosed	925.89
Other Public Works	25,000.00	All Other		Balance December 31, 1988	6,326.10
HEALTH and WELFARE		CAPITAL DEBT AUTHORIZED, DECEMBER 31, 1988		TAX TITLE LIENS OUTSTANDING	
Health Services Except Environmental	2,920.00	ISSUED AND UNISSUED		Balance January 1, 1988	43,682.30
Welfare-Public Assistance	11,370.00	SCHOOL	3,832,126	Transfer From Taxes	12,763.72
Hospitals, Clinics, First Aid		Self-liquidating	6,329,225	Redeemed in 1988	1,456.95
Animal, Insect, & Rodent Control	9,770.00	Other	402,225	Cancelled, Abated or Adjusted (1988)	
Other Welfore Services		Total	10,563,576	Transfers to Foreclosed Property	
RECREATION and CONSERVATION		ISSUED AND OUTSTANDING		Balance December 31, 1988	55,000.07
Beaches and Boardwalks		SCHOOL	3,332,126.34	PROPERTY ACQUIRED BY DEED OR FORECLOSURE	
Parks, Playgrounds, Shade Trees		Self-Liquidating		Balance January 1, 1988	31,300.00
Land Reclamation & Conservation	17,812.00	Other	335,000.00	Transfers From Taxes or Liens	
Other Recreational Services	23,322.00	Total	4,217,126.34	Sale for Cash (1988)	
EDUCATION (excluding schools)		EQUALIZED VALUATION BASIS		Cancelled, Abated or Adjusted (1988)	
Libraries		FOR NET DEBT COMPUTATION	161,427,539	Balance December 31, 1988	31,300.00
Other Educational Services		REAL PROPERTY VALUATIONS		CURRENT FINANCES DECEMBER 31, 1988	
STATUTORY EXPENDITURES		Code Class # of Parcels % VAL'N	ASSESSED VALUATION	ASSETS	
Pensions & F. I. C. A.	129,739.03	1 Vacant Land 207 4.55	6,070,200.00	Cash Dec. 31, 1988	955,773.26
Employee Fringe Benefits	69,650.00	2 Residential 1310 63.96	91,930,200.00	Taxes Receivable	160,731.64
Other Statutory Expenditures	10,000.00	3 Farm 40 1.97	2,618,200.00	Tax Title Liens	55,000.07
CETA And Other Public Employment Programs		4a Commercial 112 18.76	25,025,600.00	Foreclosed Property	31,300.00
MUNICIPAL FUNCTIONS		4b Industrial 6 3.21	4,231,300.00	Emergencies & Other Deferred Charges	17,700.00
CAPITAL IMPROVEMENTS		4c Apartments 24 2.55	3,377,600.00	State and Federal Aid Receivable	353.10
DEBT SERVICE		Total 1699	133,373,100.00	Other Receivables	61,562.50
Principal Payments	30,000.00	Land Area 4.40 Sq. Miles		Total	1,238,445.57
Interest Payments	37,053.04	Net Valuation Taxable-Municipal	134,460,699	LIABILITIES, RESERVES, AND SURPLUS	
DEFERRED CHARGES		Net Valuation Taxable-County	179,114,210	Cash Liabilities	605,723.20
SCHOOL, COUNTY, SPECIAL DISTRICT TAXES		State Equalized Valuation	204,643,495	Reserves for Receivables	314,594.21
RESERVE FOR UNCOLLECTED TAXES		State Equalization Ratio	65.52	Surplus Dec. 31, 1988	363,326.16
EXPENDITURES				Total	1,283,445.57
TOTAL	6,587,570.06				

0805
 Population 1980 12,396
 Population 1988 14,293
 S & P Rating
 Moody Rating BAA1

General Tax Rate Per \$100. 2.73
 State Equalized Tax Rate 2.57

FRANKLIN TOWNSHIP - GLOUCESTER CO.
Form of Government:
Township Committee
Number of Members on Governing Body - 5

PER CAPITA:
 Gross Debt 1,187.73
 Net Debt 191.23
 Debt Service 36.65
 Total Tax Levy 651.34
 Municipal Expenditures 357.65
 PER CENT:
 Gross Debt 5.59
 Net Debt .90
 Tax Levy Collected 88.70
 Tax Levy Cancelled, Abated or Adjusted .12

EXPENDITURES		REVENUES-REALIZED		1988 PROPERTY TAX	
GENERAL GOVERNMENT				STATE EQUALIZED TAX RATE	
Governing Body & Public Boards		1988 Property Taxes Collected	3,255,448.54	Local District School Taxes	.57 1,960,988.50
Municipal Clerk	107,241.12	1988 Payments in Lieu of Taxes		Regional & Consolidated School Tax	.67 2,281,067.77
Financial Administration	59,363.00	Delinquent Tax & Lien Collections	917,111.35	School Taxes in Municipal Budget	
Assessment of Taxes	82,588.95	Business Personality Replacement Taxes	56,009.24	County Taxes	.73 2,498,998.01
Collection of Taxes	28,535.71	Taxes from Public Utilities	1,036,638.00	County Library Taxes	
Planning, Housing & Development	63,313.84	Other Miscellaneous Tax Revenues	215,448.00	Local Municipal Purpose Taxes	.59 2,031,000.00
Human Resources	4,116.36	State Aid Revenues		Veteran & Senior Citizen Taxes	160,200.00
Elections	502,331.62	Federal Aid Revenues		Total Taxes for Rate Computation	2.56 8,932,254.28
General Administration (other)		State and Local Fiscal Assistance Act Utilized		Special District Taxes	374,226.12
JUDICIARY	83,014.19	Sale of Acquired Property		Bank Corp. Taxes	7,501.82
Municipal Courts		Other Miscellaneous Revenues	660,178.54	Added and Omitted Taxes	155,754.98
PUBLIC SAFETY		Total	11,190,833.67	Total Taxes Levied - ABSTRACT	9,309,537.20
Fire Protection	30,336.47	Prior Years Surplus Appropriated	532,796.30	Total Taxes Billed	9,307,035.38
Police Protection	868,588.75	REVENUES TOTAL	11,723,629.97	1988 TAXES COLLECTED	8,255,448.54
Civil Defense & Disaster Control	20,556.72	Reserve For Uncollected Taxes	1,073,270.46	1988 Taxes Cancelled, Abated or Adjusted	11,216.95
Environmental Inspection & Control	71,455.12	CAPITAL OUTLAY TOTAL	313,342.19	Transfer to Tax Title Liens or Foreclosed	60,297.16
Other Public Safety				Balance Outstanding Dec. 31, 1988	980,072.73
PUBLIC WORKS				PRIOR YEARS TAXES OUTSTANDING	
Streets and Drainage	338,930.46	Public Enterprises		Balance January 1, 1988	876,095.71
Sewers and Sewage Processing		Recreation—Culture		Collected in 1988	809,631.98
Garbage and Trash Disposal	444,342.68	Public Works	94,978.50	Cancelled, Abated or Adjusted 1988	3,375.74
Public Buildings and Grounds	53,132.20	Buildings and Grounds	218,363.69	Transfers to Tax Title Liens or Foreclosed	43,125.80
Other Public Works		Library and Education		Balance December 31, 1988	19,962.19
HEALTH and WELFARE		Conservation		TAX TITLE LIENS OUTSTANDING	
Health Services Except Environmental	2,200.30	All Other		Balance January 1, 1988	104,183.92
Welfare-Public Assistance	7,172.74	CAPITAL DEBT AUTHORIZED, DECEMBER 31, 1988		Transfer From Taxes	108,319.22
Hospitals, Clinics, First Aid		ISSUED AND UNISSUED GROSS DEBT NET DEBT		Redeemed in 1988	107,479.37
Animal, Insect, & Rodent Control	12,218.03	School 14,242,905		Cancelled, Abated or Adjusted (1988)	
Other Welfare Services		Self-liquidating 2,733,273	2,733,273	Transfers to Foreclosed Property	
RECREATION and CONSERVATION		Other 16,976,178	2,733,273	Balance December 31, 1988	105,023.77
Beaches and Boardwalks		ISSUED AND OUTSTANDING		PROPERTY ACQUIRED BY DEED OR FORECLOSURE	
Parks, Playgrounds, Shade Trees	75,969.56	School 14,242,905.59		Balance January 1, 1988	252,500.00
Land Reclamation & Conservation	3,473.93	Self-Liquidating 2,733,273.20		Transfers From Taxes or Liens	
Other Recreational Services	21,915.63	Other 16,976,178.79		Sale for Cash (1988)	
EDUCATION (excluding schools)		Total		Cancelled, Abated or Adjusted (1988)	
Libraries	74,542.56	EQUALIZED VALUATION BASIS FOR NET DEBT COMPUTATION	303,591,629	Balance December 31, 1988	252,500.00
Other Educational Services		REAL PROPERTY VALUATIONS		CURRENT FINANCES DECEMBER 31, 1988	
STATUTORY EXPENDITURES		Code Class # of Parcels % VAL'N ASSESSED VALUATION		ASSETS	
Pensions & F. I. C. A.	258,560.78	1 Vacant Land 1882 7.57 23,975,800.00		Cash Dec. 31, 1988	1,071,695.44
Employee Fringe Benefits	120,653.40	2 Residential 4010 75.00 237,578,000.00		Taxes Receivable	1,000,034.92
Other Statutory Expenditures	11,867.23	3 Farm 927 7.65 24,229,000.00		Tax Title Liens	105,023.77
CETA And Other Public Employment Programs		4a Commercial 206 3.93 28,435,100.00		Foreclosed Property	252,500.00
MUNICIPAL FUNCTIONS TOTAL	3,346,522.00	4b Industrial 1 .07 210,100.00		Emergencies & Other Deferred Charges	343,777.47
CAPITAL IMPROVEMENTS *MEMO*	10,000.00	4c Apartments 8 .74 2,343,300.00		State and Federal Aid Receivable	
DEBT SERVICE		Total 7034 316,771,300.00		Other Receivables	47,610.72
Principal Payments	298,978.40	Land Area 56.47 Sq. Miles		Total	2,820,642.32
Interest Payments	224,818.32	Net Valuation Taxable-Municipal	322,156,571	LIABILITIES, RESERVES, AND SURPLUS	
DEFERRED CHARGES	168,246.29	Net Valuation Taxable-County	319,513,173	Cash Liabilities	757,043.39
SCHOOL, COUNTY, SPECIAL DISTRICT TAXES	7,115,230.40	State Equalized Valuation	342,268,500	Reserves for Receivables	1,405,169.41
RESERVE FOR UNCOLLECTED TAXES	1,073,270.46	State Equalization Ratio	94.03	Surplus Dec. 31, 1988	658,429.52
EXPENDITURES TOTAL	12,227,115.87			Total	2,820,642.32

1010
 Population 1980 2,294
 Population 1988 2,424
 S & P Rating
 Moody Rating
 General Tax Rate Per \$100. 1.18
 State Equalized Tax Rate 1.44

FRANKLIN TOWNSHIP — HUNTERDON CO.
Form of Government:
Township Committee
Number of Members on Governing Body — 3

PER CAPITA:
 Gross Debt 1,385.63
 Net Debt 450.70
 Debt Service
 Total Tax Levy 1,511.10
 Municipal Expenditures 447.71
 PER CENT
 Gross Debt 1.81
 Net Debt .59
 Tax Levy Collected 93.67
 Tax Levy Cancelled, Abated or Adjusted .50

EXPENDITURES		REVENUES-REALIZED		1988 PROPERTY TAX	
GENERAL GOVERNMENT				STATE EQUALIZED TAX RATE	
Governing Body & Public Boards		1988 Property Taxes Collected	3,433,502.85	Local District School Taxes	.50 1,264,213.00
Municipal Clerk		1988 Payments in Lieu of Taxes		Regional & Consolidated School Tax	.43 1,093,303.06
Financial Administration	11,994.73	Delinquent Tax & Lien Collections	206,753.76	School Taxes in Municipal Budget	
Assessment of Taxes	12,970.62	Business Personalty Replacement Taxes	53,401.64	County Taxes	.37 924,361.56
Collection of Taxes	7,800.00	Taxes from Public Utilities	155,171.00	County Library Taxes	.02 46,241.46
Planning, Housing & Development	64,433.31	Other Miscellaneous Tax Revenues		Local Municipal Purpose Taxes	.12 291,099.09
Human Resources	38,853.00	State Aid Revenues	26,089.39	Veteran & Senior Citizen Taxes	
Elections		Federal Aid Revenues		Total Taxes for Rate Computation	1.44 3,641,368.17
General Administration (other)	137,220.79	State and Local Fiscal Assistance Act Utilized	13.02	Special District Taxes	
JUDICIARY		Sale of Acquired Property		Bank Corp. Taxes	6,825.29
Municipal Courts	15,208.74	Other Miscellaneous Revenues	223,879.41	Added and Omitted Taxes	35,761.79
PUBLIC SAFETY		Total	4,098,811.07	Total Taxes Levied - ABSTRACT	3,662,905.25
Fire Protection	52,622.97	Prior Years Surplus Appropriated	261,000.00	Total Taxes Billed	3,665,476.46
Police Protection	123,095.67	REVENUES TOTAL	4,359,811.07	1988 TAXES COLLECTED	3,433,502.85
Civil Defense & Disaster Control	175.00	Reserve For Uncollected Taxes	208,505.95	1988 Taxes Cancelled, Abated or Adjusted	13,340.59
Environmental Inspection & Control	41,539.77	CAPITAL OUTLAY TOTAL	126,226.21	Transfer to Tax Title Liens or Foreclosed	2,220.76
Other Public Safety				Balance Outstanding Dec. 31, 1988	211,412.26
PUBLIC WORKS				PRIOR YEARS TAXES OUTSTANDING	
Streets and Drainage	174,643.96	Public Enterprises		Balance January 1, 1988	277,504.48
Sewers and Sewage Processing	40,000.00	Recreation—Culture		Collected in 1988	205,014.77
Garbage and Trash Disposal		Public Works	126,226.21	Cancelled, Abated or Adjusted 1988	1,693.89
Public Buildings and Grounds	21,920.39	Buildings and Grounds		Transfers to Tax Title Liens or Foreclosed	
Other Public Works	5,000.00	Library and Education		Balance December 31, 1988	70,790.32
HEALTH and WELFARE		Conservation		TAX TITLE LIENS OUTSTANDING	
Health Services Except Environmental	15,256.06	All Other		Balance January 1, 1988	7,987.08
Welfare—Public Assistance	849.95	CAPITAL DEBT AUTHORIZED, DECEMBER 31, 1988		Transfer From Taxes	2,220.76
Hospitals, Clinics, First Aid		ISSUED AND UNISSUED		Redeemed in 1988	1,738.99
Animal, Insect, & Rodent Control	3,030.57	GROSS DEBT		Cancelled, Abated or Adjusted (1988)	
Other Welfare Services		School	2,266,263	Transfers to Foreclosed Property	
RECREATION and CONSERVATION		Self-liquidating		Balance December 31, 1988	8,468.85
Beaches and Boardwalks		Other	1,092,500	PROPERTY ACQUIRED BY DEED OR	
Parks, Playgrounds, Shade Trees		Total	3,358,763	FORECLOSURE	
Land Reclamation & Conservation	3,321.10	ISSUED AND OUTSTANDING		Balance January 1, 1988	700.00
Other Recreational Services	5,600.00	School	130,330.15	Transfers From Taxes or Liens	
EDUCATION (excluding schools)		Self-Liquidating		Sale for Cash (1988)	
Libraries		Other		Cancelled, Abated or Adjusted (1988)	
Other Educational Services		Total	130,330.15	Balance December 31, 1988	700.00
STATUTORY EXPENDITURES		EQUALIZED VALUATION BASIS		CURRENT FINANCES DECEMBER 31, 1988	
Pensions & F. I. C. A.	31,663.05	FOR NET DEBT COMPUTATION	185,166,349	ASSETS	
Employee Fringe Benefits	19,991.61	REAL PROPERTY VALUATIONS		Cash Dec. 31, 1988	1,047,154.40
Other Statutory Expenditures	700.00	Code Class # of Parcels % VAL'N		Taxes Receivable	282,203.03
CETA And Other Public Employment Programs		1 Vacant Land 130 4.04	11,855,000.00	Tax Title Liens	8,463.85
MUNICIPAL FUNCTIONS TOTAL	827,891.29	2 Residential 670 60.48	177,365,700.00	Foreclosed Property	700.00
CAPITAL IMPROVEMENTS *MEMO*	20,000.00	3 Farm 661 26.98	79,102,709.00	Emergencies & Other Deferred Charges	68,090.80
DEBT SERVICE		4a Commercial 24 6.97	20,424,600.00	State and Federal Aid Receivable	3,087.62
Principal Payments		4b Industrial 7 1.26	3,703,000.00	Other Receivables	125,866.09
Interest Payments		4c Apartments 2 .27	788,900.00	Total	1,535,570.84
DEFERRED CHARGES	48,849.90	Total	293,239,909.00	LIABILITIES, RESERVES, AND SURPLUS	
SCHOOL, COUNTY, SPECIAL DISTRICT TAXES	3,329,219.08	Land Area 23.30 Sq. Miles		Cash Liabilities	744,644.17
RESERVE FOR UNCOLLECTED TAXES	208,505.95	Net Valuation Taxable-Municipal	307,602,921	Reserves for Receivables	417,238.02
EXPENDITURES TOTAL	4,414,466.22	Net Valuation Taxable-County	206,902,325	Surplus Dec. 31, 1988	373,688.65
		State Equalized Valuation	255,078,748	Total	1,535,570.84
		State Equalization Ratio	121.82		

FRANKLIN TOWNSHIP - SOMERSET CO.

Form of Government:

Council-Manager Plan D (OMCL 50)

Number of Members on Governing Body - 9

PER CAPITA:

Gross Debt

Net Debt

Debt Service

Total Tax Levy

Municipal Expenditures

599.79

470.10

42.20

1,135.79

486.57

PER CENT:

Gross Debt

Net Debt

Tax Levy Collected

Tax Levy Cancelled, Abated

or Adjusted

1.14

.90

96.81

.65

1808

31,353

39,560

AA-

A1

General Tax Rate Per \$100.

3.13

State Equalized Tax Rate

1.50

EXPENDITURES

GENERAL GOVERNMENT

Governing Body & Public Boards
Municipal Clerk
Financial Administration
Assessment of Taxes
Collection of Taxes
Planning, Housing & Development
Human Resources
Elections
General Administration (other)

63,300.00
139,335.00
247,739.00
20,000.00
265,471.00
644,207.00
31,306.75
5,300.00
1,875,439.00

JUDICIARY

Municipal Courts

169,777.00

PUBLIC SAFETY

Fire Protection
Police Protection
Civil Defense & Disaster Control
Environmental Inspection & Control
Other Public Safety

330,734.00
3,233,937.00
3,700.00
434,201.00

PUBLIC WORKS

Streets and Drainage
Sewers and Sewage Processing
Garbage and Trash Disposal
Public Buildings and Grounds
Other Public Works

1,709,701.00

263,401.00

HEALTH and WELFARE

Health Services Except Environmental
Welfare-Public Assistance
Hospitals, Clinics, First Aid
Animal, Insect, & Rodent Control
Other Welfare Services

275,423.00
564,295.00
63,225.00
37,350.00

RECREATION and CONSERVATION

Beaches and Boardwalks
Parks, Playgrounds, Shade Trees
Land Reclamation & Conservation
Other Recreational Services

1,495,044.00
534,192.00

EDUCATION (excluding schools)

Libraries
Other Educational Services

STATUTORY EXPENDITURES

Pensions & F. I. C. A.
Employee Fringe Benefits
Other Statutory Expenditures

1,172,618.00
715,460.00
3,920.00

CETA And Other Public Employment Programs

MUNICIPAL FUNCTIONS

CAPITAL IMPROVEMENTS

MEMO

14,405,630.75
673,056.00

DEBT SERVICE

Principal Payments
Interest Payments

847,064.24
822,201.02

DEFERRED CHARGES

SCHOOL, COUNTY, SPECIAL DISTRICT TAXES

233,616.14
36,308,868.62

RESERVE FOR UNCOLLECTED TAXES

2,935,261.55

EXPENDITURES

TOTAL

55,557,692.32

REVENUES-REALIZED

1988 Property Taxes Collected
1988 Payments in Lieu of Taxes
Delinquent Tax & Lien Collections
Business Personalty Replacement Taxes
Taxes from Public Utilities
Other Miscellaneous Tax Revenues
State Aid Revenues
Federal Aid Revenues

43,581,587.23

979,044.63
283,130.72
2,996,915.00

454,787.09
10,000.00

State and Local Fiscal Assistance Act Utilized
Sale of Acquired Property
Other Miscellaneous Revenues

151,783.00
3,725,903.17
52,133,150.34

Prior Years Surplus Appropriated
REVENUES

Total
TOTAL

6,070,549.00
58,253,699.84

Reserve For Uncollected Taxes

2,935,261.55

CAPITAL OUTLAY

TOTAL

3,730,591.18

Public Enterprises
Recreation—Culture
Public Works
Buildings and Grounds
Library and Education
Conservation
All Other

1,571,451.51
1,947.70
893,022.82
1,259,169.15

CAPITAL DEBT AUTHORIZED, DECEMBER 31, 1988

ISSUED AND UNISSUED

GROSS DEBT

NET DEBT

School
Self-liquidating
Other

2,598,000
21,129,712
23,727,712

18,597,344
18,597,344

ISSUED AND OUTSTANDING

School
Self-liquidating
Other

2,598,000.00
13,255,586.00
15,853,586.00

EQUALIZED VALUATION BASIS

FOR NET DEBT COMPUTATION

2,074,430,994

REAL PROPERTY VALUATIONS

Code	Class	# of Parcels	% VAL'N
1	Vacant Land	1295	2.70
2	Residential	12039	60.48
3	Farm	501	1.33
4a	Commercial	300	16.83
4b	Industrial	141	15.16
4c	Apartments	21	3.51
Total		14298	

ASSESSED VALUATION

35,041,300.00
785,004,400.00
17,163,600.00
218,419,900.00
196,745,900.00
45,575,000.00
1,297,950,100.00

Land Area 46.90 Sq. Miles

Net Valuation Taxable-Municipal
Net Valuation Taxable-County
State Equalized Valuation
State Equalization Ratio

1,313,431,184
2,296,327,079
2,762,465,423
47.25

1988 PROPERTY TAX

STATE EQUALIZED TAX RATE

Local District School Taxes
Regional & Consolidated School Tax
School Taxes in Municipal Budget
County Taxes
County Library Taxes
Local Municipal Purpose Taxes
Veteran & Senior Citizen Taxes
Total Taxes for Rate Computation
Special District Taxes
Bank Corp. Taxes
Added and Omitted Taxes
Total Taxes Levied - ABSTRACT
Total Taxes Billed

24,128,553.75

10,897,406.29

6,659,097.00
210,900.00
41,895,957.04
1,282,908.58
11,038.23
1,952,958.72
44,931,962.57
45,015,692.38
43,581,587.23

1988 TAXES COLLECTED

1988 Taxes Cancelled, Abated or Adjusted
Transfer to Tax Title Liens or Foreclosed
Balance Outstanding Dec. 31, 1988

291,387.21
76,164.22
1,066,553.72

PRIOR YEARS TAXES OUTSTANDING

Balance January 1, 1988
Collected in 1988
Cancelled, Abated or Adjusted 1988
Transfers to Tax Title Liens or Foreclosed
Balance December 31, 1988

998,948.21
978,048.79
15,821.63
567.79
4,510.00

TAX TITLE LIENS OUTSTANDING

Balance January 1, 1988
Transfer From Taxes
Redeemed in 1988
Cancelled, Abated or Adjusted (1988)
Transfers to Foreclosed Property
Balance December 31, 1988

36,870.96
76,798.99
995.84

112,674.11

PROPERTY ACQUIRED BY DEED OR FORECLOSURE

Balance January 1, 1988
Transfers From Taxes or Liens
Sole for Cash (1988)
Cancelled, Abated or Adjusted (1988)
Balance December 31, 1988

787,136.00

513,564.00
273,572.00

CURRENT FINANCES DECEMBER 31, 1988

ASSETS

Cash Dec. 31, 1988
Taxes Receivable
Tax Title Liens
Foreclosed Property
Emergencies & Other Deferred Charges
State and Federal Aid Receivable
Other Receivables

11,656,337.63
1,071,063.72
112,674.11
273,572.00
67,250.25
10,318.18
450,680.97
13,641,896.86

LIABILITIES, RESERVES, AND SURPLUS

Cash Liabilities
Reserves for Receivables
Surplus Dec. 31, 1988

3,898,315.06
1,884,106.95
7,859,474.85
13,641,896.86

Total

Population 1980 2,341
Population 1988 2,472
S & P Rating
Moody Rating

General Tax Rate Per \$100.

3.57

State Equalized Tax Rate

1.53

FRANKLIN TOWNSHIP - WARREN COUNTY

Form of Government:

Township Committee

Number of Members on Governing Body - 3

PER CAPITA

Gross Debt

23.49

Net Debt

Debt Service

Total Tax Levy

1,040.23

Municipal Expenditures

361.83

PER CENT

Gross Debt

.05

Net Debt

Tax Levy Collected 93.90

Tax Levy Cancelled, Abated

or Adjusted .06

EXPENDITURES		REVENUES-REALIZED		1988 PROPERTY TAX	
GENERAL GOVERNMENT				STATE EQUALIZED TAX RATE	
Governing Body & Public Boards		1988 Property Taxes Collected	2,416,597.43	Local District School Taxes	.39 642,440.00
Municipal Clerk		1988 Payments in Lieu of Taxes		Regional & Consolidated School Tax	.53 875,437.11
Financial Administration	20,522.75	Delinquent Tax & Lien Collections	117,810.13	School Taxes in Municipal Budget	
Assessment of Taxes	16,743.30	Business Personalty Replacement Taxes	67,476.00	County Taxes	.58 955,704.97
Collection of Taxes	20,359.25	Taxes from Public Utilities	183,461.00	County Library Taxes	.02 36,206.32
Planning, Housing & Development	75,832.13	Other Miscellaneous Tax Revenues		Local Municipal Purpose Taxes	
Human Resources		State Aid Revenues	15,076.20	Veteran & Senior Citizen Taxes	22,550.00
Elections		Federal Aid Revenues		Total Taxes for Rate Computation	1.52 2,532,433.90
General Administration (other)	190,175.03	State and Local Fiscal Assistance Act Utilized		Special District Taxes	
JUDICIARY		Sale of Acquired Property		Bank Corp. Taxes	3,531.77
Municipal Courts	18,454.35	Other Miscellaneous Revenues	402,614.59	Added and Omitted Taxes	58,068.43
PUBLIC SAFETY		Total	3,203,035.40	Total Taxes Levied - ABSTRACT	2,571,439.10
Fire Protection	40,207.37	Prior Years Surplus Appropriated	571,932.15	Total Taxes Billed	2,573,552.93
Police Protection	20,525.00	REVENUES TOTAL	3,775,017.55	1988 TAXES COLLECTED	2,416,597.43
Civil Defense & Disaster Control	111.45	Reserve For Uncollected Taxes	230,000.00	1988 Taxes Cancelled, Abated or Adjusted	1,445.54
Environmental Inspection & Control	33,999.96	CAPITAL OUTLAY TOTAL	94,915.10	Transfer to Tax Title Liens or Foreclosed	6,489.54
Other Public Safety				Balance Outstanding Dec. 31, 1988	149,020.47
PUBLIC WORKS				PRIOR YEARS TAXES OUTSTANDING	
Streets and Drainage	157,143.97	Public Enterprises		Balance January 1, 1988	121,579.90
Sewers and Sewage Processing		Recreation—Culture		Collected in 1988	117,675.13
Garbage and Trash Disposal	16,000.00	Public Works		Cancelled, Abated or Adjusted 1988	
Public Buildings and Grounds	15,710.59	Buildings and Grounds	10,470.00	Transfers to Tax Title Liens or Foreclosed	197.17
Other Public Works		Library and Education	34,445.10	Balance December 31, 1988	3,707.60
HEALTH and WELFARE		Conservation		TAX TITLE LIENS OUTSTANDING	
Health Services Except Environmental		All Other		Balance January 1, 1988	36,227.69
Welfare-Public Assistance	2,141.84	CAPITAL DEBT AUTHORIZED, DECEMBER 31, 1988		Transfer From Taxes	6,636.71
Hospitals, Clinics, First Aid		ISSUED AND UNISSUED GROSS DEBT		Redeemed in 1988	135.05
Animal, Insect, & Rodent Control		School	58,067	Cancelled, Abated or Adjusted (1988)	
Other Welfare Services		Self-liquidating		Transfers to Foreclosed Property	
RECREATION and CONSERVATION		Other		Balance December 31, 1988	42,779.35
Beaches and Boardwalks		Total	58,067	PROPERTY ACQUIRED BY DEED OR FORECLOSURE	
Parks, Playgrounds, Shade Trees		ISSUED AND OUTSTANDING		Balance January 1, 1988	
Land Reclamation & Conservation	2,372.36	School	42,225.26	Transfers From Taxes or Liens	
Other Recreational Services	5,000.00	Self-liquidating		Sole for Cash (1988)	
EDUCATION (excluding schools)		Other		Cancelled, Abated or Adjusted (1988)	
Libraries		Total	42,225.26	Balance December 31, 1988	
Other Educational Services		EQUALIZED VALUATION BASIS		CURRENT FINANCES DECEMBER 31, 1988	
STATUTORY EXPENDITURES		FOR NET DEBT COMPUTATION	119,943,237	ASSETS	
Pensions & F. I. C. A.	16,219.70	REAL PROPERTY VALUATIONS		Cash Dec. 31, 1988	3,095,230.61
Employee Fringe Benefits	12,433.88	Code Class # of Parcels % VAL'N		Taxes Receivable	152,728.07
Other Statutory Expenditures	500.00	1 Vacant Land 197 3.93	2,728,370.00	Tax Title Liens	42,779.35
CETA And Other Public Employment Programs		2 Residential 613 53.23	36,999,000.00	Foreclosed Property	
MUNICIPAL FUNCTIONS TOTAL	664,443.93	3 Farm 491 26.22	18,211,412.00	Emergencies & Other Deferred Charges	119,000.00
CAPITAL IMPROVEMENTS *MEMO*	45,000.00	4a Commercial 50 8.21	5,639,890.00	State and Federal Aid Receivable	
DEBT SERVICE		4b Industrial 15 8.15	5,659,055.00	Other Receivables	1,541.99
Principal Payments		4c Apartments 2 .20	141,050.00	Total	3,411,280.02
Interest Payments		Total 1368	69,439,233.00	LIABILITIES, RESERVES, AND SURPLUS	
DEFERRED CHARGES		Land Area 24.10 Sq. Miles		Cash Liabilities	1,739,362.07
SCHOOL, COUNTY, SPECIAL DISTRICT TAXES	2,509,838.90	Net Valuation Taxable-Municipal	70,467,343	Reserves for Receivables	197,049.41
RESERVE FOR UNCOLLECTED TAXES	230,000.00	Net Valuation Taxable-County	125,140,027	Surplus Dec. 31, 1988	1,474,363.54
EXPENDITURES TOTAL	3,404,232.83	State Equalized Valuation	162,391,191	Total	3,411,280.02
		State Equalization Ratio	42.90		

0220
Population 1980 8,769
Population 1988 9,912
S & P Rating
Moody Rating

General Tax Rate Per \$100. 1.04
State Equalized Tax Rate .98

FRANKLIN LAKES BOROUGH - BERGEN CO.

Form of Government:

Borough Council

Number of Members on Governing Body - 6

PER CAPITA:

Gross Debt 256.47
Net Debt 129.67
Debt Service
Total Tax Levy 1,976.65
Municipal Expenditures 466.48

PER CENT:

Gross Debt .17
Net Debt .08
Tax Levy Collected 96.63
Tax Levy Cancelled, Abated or Adjusted .46

EXPENDITURES		REVENUES-REALIZED		1988 PROPERTY TAX	
GENERAL GOVERNMENT				STATE EQUALIZED TAX RATE	
Governing Body & Public Boards		1988 Property Taxes Collected	19,073,627.34	Local District School Taxes	.31 6,140,051.90
Municipal Clerk		1988 Payments in Lieu of Taxes		Regional & Consolidated School Tax	.29 5,704,142.45
Financial Administration		Delinquent Tax & Lien Collections	435,160.11	School Taxes in Municipal Budget	
Assessment of Taxes	65,770.00	Business Personalty Replacement Taxes	74,211.56	County Taxes	.21 4,045,824.66
Collection of Taxes	70,791.00	Taxes from Public Utilities	1,150,814.00	County Library Taxes	
Planning, Housing & Development	26,346.00	Other Miscellaneous Tax Revenues		Local Municipal Purpose Taxes	.12 2,371,721.00
Human Resources	53,250.00	State Aid Revenues	72,563.10	Veteran & Senior Citizen Taxes	41,950.00
Elections	2,700.00	Federal Aid Revenues		Total Taxes for Rate Computation	.93 18,303,690.01
General Administration (other)	740,811.00	State and Local Fiscal Assistance Act Utilized		Special District Taxes	866,488.00
JUDICIARY		Sale of Acquired Property		Bank Corp. Taxes	539.84
Municipal Courts	61,643.00	Other Miscellaneous Revenues	671,742.49	Added and Omitted Taxes	463,835.56
PUBLIC SAFETY		Total	21,478,118.60	Total Taxes Levied - ABSTRACT	19,592,603.41
Fire Protection	175,335.00	Prior Years Surplus Appropriated	50,000.00	Total Taxes Billed	19,739,264.60
Police Protection	1,097,246.00	REVENUES TOTAL	21,528,118.60	1988 TAXES COLLECTED	19,073,627.34
Civil Defense & Disaster Control		Reserve For Uncollected Taxes	925,632.92	1988 Taxes Cancelled, Abated or Adjusted	91,185.93
Environmental Inspection & Control	135,627.00			Transfer to Tax Title Liens or Foreclosed	
Other Public Safety		CAPITAL OUTLAY TOTAL	1,011,675.57	Balance Outstanding Dec. 31, 1988	443,915.68
PUBLIC WORKS				PRIOR YEARS TAXES OUTSTANDING	
Streets and Drainage	477,431.00	Public Enterprises		Balance January 1, 1988	455,714.39
Sewers and Sewage Processing		Recreation—Culture	181,063.50	Collected in 1988	435,160.11
Garbage and Trash Disposal		Public Works	389,254.08	Cancelled, Abated or Adjusted 1988	
Public Buildings and Grounds	49,340.00	Buildings and Grounds	441,357.99	Transfers to Tax Title Liens or Foreclosed	
Other Public Works	29,000.00	Library and Education		Balance December 31, 1988	20,554.28
HEALTH and WELFARE		Conservation		TAX TITLE LIENS OUTSTANDING	
Health Services Except Environmental	69,150.00	All Other		Balance January 1, 1988	
Welfare-Public Assistance	800.00			Transfer From Taxes	
Hospitals, Clinics, First Aid		CAPITAL DEBT AUTHORIZED, DECEMBER 31, 1988		Redeemed in 1988	
Animal, Insect, & Rodent Control		ISSUED AND UNISSUED GROSS DEBT NET DEBT		Cancelled, Abated or Adjusted (1988)	
Other Welfare Services		School 1,256,909		Transfers to Foreclosed Property	
RECREATION and CONSERVATION		Self-Liquidating		Balance December 31, 1988	
Beaches and Boardwalks		Other 1,285,250	1,285,250	PROPERTY ACQUIRED BY DEED OR	
Parks, Playgrounds, Shade Trees		Total 2,542,159	1,285,250	FORECLOSURE	
Land Reclamation & Conservation				Balance January 1, 1988	
Other Recreational Services	135,860.00	ISSUED AND OUTSTANDING		Transfers From Taxes or Liens	
EDUCATION (excluding schools)		School 856,909.76		Sole for Cash (1988)	
Libraries	261,837.00	Self-Liquidating		Cancelled, Abated or Adjusted (1988)	
Other Educational Services		Other 1,285,250.00		Balance December 31, 1988	
STATUTORY EXPENDITURES		Total 2,142,159.76		CURRENT FINANCES DECEMBER 31, 1988	
Pensions & F. I. C. A.	168,100.00	EQUALIZED VALUATION BASIS FOR NET DEBT COMPUTATION	1,532,461,625	ASSETS	
Employee Fringe Benefits		REAL PROPERTY VALUATIONS		Cash Dec. 31, 1988	1,746,607.21
Other Statutory Expenditures	7,000.00	Code Class # of Parcels % VAL'N		Taxes Receivable	464,469.96
CETA And Other Public Employment Programs		1 Vacant Land 377 5.34	98,874,700.00	Tax Title Liens	
MUNICIPAL FUNCTIONS TOTAL	3,628,137.00	2 Residential 3033 80.16	1,483,702,400.00	Foreclosed Property	
CAPITAL IMPROVEMENTS *MEMO*	40,000.00	3 Farm 33 .50	9,177,000.00	Emergencies & Other Deferred Charges	4,149.43
DEBT SERVICE		4a Commercial 48 13.21	244,499,300.00	State and Federal Aid Receivable	15,092.80
Principal Payments		4b Industrial 15 .80	14,760,100.00	Other Receivables	
Interest Payments		4c Apartments		Total	2,230,319.40
DEFERRED CHARGES	69,953.94	Total 3506	1,851,013,500.00	LIABILITIES, RESERVES, AND SURPLUS	
SCHOOL, COUNTY, SPECIAL DISTRICT TAXES	16,756,507.01	Land Area 9.80 Sq. Miles		Cash Liabilities	651,273.68
RESERVE FOR UNCOLLECTED TAXES	925,632.92	Net Valuation Taxable-Municipal	1,853,406,542	Reserves for Receivables	464,469.96
EXPENDITURES TOTAL	21,380,280.87	Net Valuation Taxable-County	1,636,451,404	Surplus Dec. 31, 1988	1,114,575.76
		State Equalized Valuation	1,960,930,234	Total	2,230,319.40
		State Equalization Ratio	94.51		

1907

Population 1980 2,281
 Population 1988 2,503
 S & P Rating
 Moody Rating

General Tax Rate Per \$100. 3.09
 State Equalized Tax Rate 1.81

FREDON TOWNSHIP - SUSSEX COUNTY

Form of Government:

Township Committee

Number of Members on Governing Body - 5

PER CAPITA.

Gross Debt 213.15
 Net Debt 57.20
 Debt Service 22.33
 Total Tax Levy 1,253.09
 Municipal Expenditures 315.73

PER CENT.

Gross Debt .41
 Net Debt .11
 Tax Levy Collected 95.52
 Tax Levy Cancelled, Abated or Adjusted .77

EXPENDITURES		REVENUES-REALIZED		1988 PROPERTY TAX	
GENERAL GOVERNMENT				STATE EQUALIZED TAX RATE → .59	
Governing Body & Public Boards	2,000.00	1988 Property Taxes Collected 3,002,402.31		Local District School Taxes .59	974,396.50
Municipal Clerk		1988 Payments in Lieu of Taxes		Regional & Consolidated School Tax .62	1,023,460.16
Financial Administration	25,234.00	Delinquent Tax & Lien Collections 114,258.53		School Taxes in Municipal Budget	
Assessment of Taxes	15,695.00	Business Personalty Replacement Taxes 35,776.43		County Taxes .44 *	731,039.79
Collection of Taxes	14,415.00	Taxes from Public Utilities 139,891.00		County Library Taxes .03	50,338.61
Planning, Housing & Development	18,655.00	Other Miscellaneous Tax Revenues 13,367.15		Local Municipal Purpose Taxes .12	203,700.00
Human Resources		State Aid Revenues		Veteran & Senior Citizen Taxes	13,750.00
Elections	1,160.00	Federal Aid Revenues		Total Taxes for Rate Computation 1.30	3,001,735.06
General Administration (other)	119,803.00	State and Local Fiscal Assistance Act Utilized		Special District Taxes	
JUDICIARY		Sale of Acquired Property		Bank Corp. Taxes	2,178.35
Municipal Courts	21,314.00	Other Miscellaneous Revenues		Added and Omitted Taxes	152,595.33
PUBLIC SAFETY		Total 3,434,061.03		Total Taxes Levied - ABSTRACT	3,142,759.24
Fire Protection	29,436.00	Prior Years Surplus Appropriated 237,218.75		Total Taxes Billed	3,149,756.32
Police Protection	5,000.00	REVENUES TOTAL 3,721,279.73		1988 TAXES COLLECTED	3,002,402.81
Civil Defense & Disaster Control	275.00	Reserve For Uncollected Taxes 191,000.00		1988 Taxes Cancelled, Abated or Adjusted	24,315.50
Environmental Inspection & Control	21,153.00	CAPITAL OUTLAY TOTAL 95,473.23		Transfer to Tax Title Liens or Foreclosed Balance Outstanding Dec. 31, 1988	1,130.94
Other Public Safety					121,907.07
PUBLIC WORKS				PRIOR YEARS TAXES OUTSTANDING	
Streets and Drainage	179,450.00	Public Enterprises		Balance January 1, 1988	115,296.53
Sewers and Sewage Processing		Recreation—Culture		Collected in 1988	113,369.23
Garbage and Trash Disposal	17,000.00	Public Works 34,586.33		Cancelled, Abated or Adjusted 1988	.75
Public Buildings and Grounds	19,300.00	Buildings and Grounds 60,886.35		Transfers to Tax Title Liens or Foreclosed Balance December 31, 1988	1,426.50
Other Public Works		Library and Education		TAX TITLE LIENS OUTSTANDING	
HEALTH and WELFARE		Conservation		Balance January 1, 1988	
Health Services Except Environmental	1,555.00	All Other		Transfer From Taxes	2,719.05
Welfare-Public Assistance	2,770.00	CAPITAL DEBT AUTHORIZED, DECEMBER 31, 1988		Redeemed in 1988	389.25
Hospitals, Clinics, First Aid		ISSUED AND UNISSUED GROSS DEBT		Cancelled, Abated or Adjusted (1988)	
Animal, Insect, & Rodent Control	4,210.00	NET DEBT		Transfers to Foreclosed Property	
Other Welfare Services		School 391,126		Balance December 31, 1988	2,329.80
RECREATION and CONSERVATION		Self-liquidating		PROPERTY ACQUIRED BY DEED OR FORECLOSURE	
Beaches and Boardwalks		Other 143,453		Balance January 1, 1988	4,400.00
Parks, Playgrounds, Shade Trees		Total 534,580		Transfers From Taxes or Liens	
Land Reclamation & Conservation		ISSUED AND OUTSTANDING		Sale for Cash (1988)	
Other Recreational Services	2,200.00	School 357,624.86		Cancelled, Abated or Adjusted (1988)	
EDUCATION (excluding schools)		Self-Liquidating		Balance December 31, 1988	4,400.00
Libraries		Other 66,700.00		CURRENT FINANCES DECEMBER 31, 1988	
Other Educational Services		Total 424,324.86		ASSETS	
STATUTORY EXPENDITURES		EQUALIZED VALUATION BASIS		Cash Dec. 31, 1988	536,455.65
Pensions & F. I. C. A.	29,000.00	FOR NET DEBT COMPUTATION		Taxes Receivable	121,907.07
Employee Fringe Benefits	6,236.00	REAL PROPERTY VALUATIONS		Tax Title Liens	2,329.80
Other Statutory Expenditures	3,100.00	Code Class # of Parcels % VAL'N		Foreclosed Property	4,400.00
CETA And Other Public Employment Programs		ASSESSED VALUATION		Emergencies & Other Deferred Charges	22,200.00
MUNICIPAL FUNCTIONS TOTAL	539,011.00	1 1 Vacant Land 199 5.27		State and Federal Aid Receivable	8,299.59
CAPITAL IMPROVEMENTS *MEMO*	11,000.00	2 2 Residential 719 73.68		Other Receivables	24,006.55
DEBT SERVICE		3 3 Farm 303 15.18		Total	719,598.66
Principal Payments	50,000.00	4a Commercial 24 3.00		LIABILITIES, RESERVES, AND SURPLUS	
Interest Payments	5,992.46	4b Industrial 5 2.88		Cash Liabilities	112,038.92
DEFERRED CHARGES	5,967.75	4c Apartments		Reserves for Receivables	152,643.42
SCHOOL, COUNTY, SPECIAL DISTRICT TAXES	2,784,235.06	Total 1250		Surplus Dec. 31, 1988	454,916.32
RESERVE FOR UNCOLLECTED TAXES	191,000.00	Land Area 18.00 Sq. Miles		Total	719,598.66
EXPENDITURES TOTAL	3,576,256.27	Net Valuation Taxable-Municipal 96,995,485			
		Net Valuation Taxable-County 133,313,363			
		State Equalized Valuation 165,679,618			
		State Equalization Ratio 58.45			

Population 1980 10,020
 Population 1988 10,522
 S & P Rating
 Moody Rating AAA

General Tax Rate Per \$100.

4.06

State Equalized Tax Rate

1.36

FREEHOLD BOROUGH - MONMOUTH CO.**Form of Government:****Borough Council****Number of Members on Governing Body - 6****PER CAPITA:**

Gross Debt 870.44
 Net Debt 527.10
 Debt Service 33.56
 Total Tax Levy 819.38
 Municipal Expenditures 468.98

PER CENT:

Gross Debt 2.56
 Net Debt 1.55
 Tax Levy Collected 96.30
 Tax Levy Cancelled, Abated or Adjusted

EXPENDITURES		REVENUES-REALIZED		1988 PROPERTY TAX	
GENERAL GOVERNMENT				STATE EQUALIZED TAX RATE	
Governing Body & Public Boards	100.00	1988 Property Taxes Collected		Local District School Taxes	48
Municipal Clerk		1988 Payments in Lieu of Taxes		Regional & Consolidated School Tax	34
Financial Administration	23,262.00	Delinquent Tax & Lien Collections		School Taxes in Municipal Budget	
Assessment of Taxes	23,932.00	Business Personalty Replacement Taxes		County Taxes	35
Collection of Taxes	29,114.00	Taxes from Public Utilities		County Library Taxes	
Planning, Housing & Development	20,163.00	Other Miscellaneous Tax Revenues		Local Municipal Purpose Taxes	70
Human Resources	26,638.65	State Aid Revenues		Veteran & Senior Citizen Taxes	
Elections	2,400.00	Federal Aid Revenues		Total Taxes for Rate Computation	1.87
General Administration (other)	534,721.00	State and Local Fiscal Assistance Act Utilized		Special District Taxes	
JUDICIARY		Sale of Acquired Property		Bank Corp. Taxes	
Municipal Courts	100,074.30	Other Miscellaneous Revenues		Added and Omitted Taxes	
PUBLIC SAFETY		Total		Total Taxes Levied - ABSTRACT	
Fire Protection	36,527.00	Prior Years Surplus Appropriated		Total Taxes Billed	
Police Protection	1,216,731.42	REVENUES		1988 TAXES COLLECTED	
Civil Defense & Disaster Control	3,000.00	Reserve For Uncollected Taxes		1988 Taxes Cancelled, Abated or Adjusted	
Environmental Inspection & Control	79,399.00	CAPITAL OUTLAY		Transfer to Tax Title Liens or Foreclosed	
Other Public Safety		TOTAL		Balance Outstanding Dec. 31, 1988	
PUBLIC WORKS		Public Enterprises		PRIOR YEARS TAXES OUTSTANDING	
Streets and Drainage	521,315.57	Recreation—Culture		Balance January 1, 1988	
Sewers and Sewage Processing		Public Works		Collected in 1988	
Garbage and Trash Disposal	497,840.00	Buildings and Grounds		Cancelled, Abated or Adjusted 1988	
Public Buildings and Grounds	195,433.43	Library and Education		Transfers to Tax Title Liens or Foreclosed	
Other Public Works		Conservation		Balance December 31, 1988	
HEALTH and WELFARE		All Other		TAX TITLE LIENS OUTSTANDING	
Health Services Except Environmental	54,633.00	CAPITAL DEBT AUTHORIZED, DECEMBER 31, 1988		Balance January 1, 1988	
Welfare-Public Assistance	34,899.00	ISSUED AND UNISSUED		Transfer From Taxes	
Hospitals, Clinics, First Aid		GROSS DEBT		Redeemed in 1988	
Animal, Insect, & Rodent Control		NET DEBT		Cancelled, Abated or Adjusted (1988)	
Other Welfare Services		Total		Transfers to Foreclosed Property	
RECREATION and CONSERVATION		ISSUED AND OUTSTANDING		Balance December 31, 1988	
Beaches and Boardwalks		School		PROPERTY ACQUIRED BY DEED OR FORECLOSURE	
Parks, Playgrounds, Shade Trees	37,700.00	Self-Liquidating		Balance January 1, 1988	
Land Reclamation & Conservation	57,500.00	Other		Transfers From Taxes or Liens	
Other Recreational Services	21,317.00	Total		Sale for Cash (1988)	
EDUCATION (excluding schools)		EQUALIZED VALUATION BASIS		Cancelled, Abated or Adjusted (1988)	
Libraries	94,457.00	FOR NET DEBT COMPUTATION		Balance December 31, 1988	
Other Educational Services		REAL PROPERTY VALUATIONS		CURRENT FINANCES DECEMBER 31, 1988	
STATUTORY EXPENDITURES		Code Class # of Parcels % VAL'N		ASSETS	
Pensions & F. I. C. A.	235,393.64	ASSESSED VALUATION		Cash Dec. 31, 1988	
Employee Fringe Benefits	153,850.00	1 Vacant Land 133 1.16		Taxes Receivable	
Other Statutory Expenditures	100.00	2 Residential 2913 73.41		Tax Title Liens	
CETA And Other Public Employment Programs		3 Farm		Foreclosed Property	
MUNICIPAL FUNCTIONS		4a Commercial 214 17.01		Emergencies & Other Deferred Charges	
CAPITAL IMPROVEMENTS	*MEMO*	4b Industrial 6 5.60		State and Federal Aid Receivable	
DEBT SERVICE		4c Apartments 37 2.83		Other Receivables	
Principal Payments	155,000.00	Total 3358		Total	
Interest Payments	183,110.73	Land Area 1.90 Sq. Miles		LIABILITIES, RESERVES, AND SURPLUS	
DEFERRED CHARGES		Net Valuation Taxable-Municipal		Cash Liabilities	
SCHOOL, COUNTY, SPECIAL DISTRICT TAXES		Net Valuation Taxable-County		Reserves for Receivables	
RESERVE FOR UNCOLLECTED TAXES		State Equalized Valuation		Surplus Dec. 31, 1988	
EXPENDITURES		State Equalization Ratio		Total	
TOTAL	10,258,966.30				

Form of Government:

Township Committee

Number of Members on Governing Body - 5

PER CAPITA:

Gross Debt	1,581.46
Net Debt	554.73
Debt Service	48.81
Total Tax Levy	1,083.11
Municipal Expenditures	472.61

PER CENT:

Gross Debt	2.97
Net Debt	1.04
Tax Levy Collected	98.34
Tax Levy Cancelled, Abated or Adjusted	

Population 1980 19,202
Population 1988 23,401
S & P Rating A
Moody Rating A1

General Tax Rate Per \$100. 3.52
State Equalized Tax Rate 1.32

EXPENDITURES		REVENUES-REALIZED		1988 PROPERTY TAX	
GENERAL GOVERNMENT		1988 Property Taxes Collected		STATE EQUALIZED TAX RATE	
Governing Body & Public Boards	61,100.00	1988 Payments in Lieu of Taxes		Local District School Taxes	.59
Municipal Clerk	83,000.00	Delinquent Tax & Lien Collections		Regional & Consolidated School Tax	.30
Financial Administration	70,300.00	Business Personalty Replacement Taxes		School Taxes in Municipal Budget	
Assessment of Taxes	129,300.00	Taxes from Public Utilities		County Taxes	.29
Collection of Taxes	163,400.00	Other Miscellaneous Tax Revenues		County Library Taxes	.01
Planning, Housing & Development	202,300.00	State Aid Revenues		Local Municipal Purpose Taxes	.12
Human Resources	113,536.00	Federal Aid Revenues		Veteran & Senior Citizen Taxes	
Elections	7,700.00	State and Local Fiscal Assistance Act Utilized		Total Taxes for Rate Computation	1.31
General Administration (other)	1,083,125.00	Sale of Acquired Property		Special District Taxes	
JUDICIARY		Other Miscellaneous Revenues		Bank Corp. Taxes	
Municipal Courts	142,100.00	Prior Years Surplus Appropriated		Added and Omitted Taxes	
PUBLIC SAFETY		REVENUES TOTAL		Total Taxes Levied - ABSTRACT	
Fire Protection	204,000.00	CAPITAL OUTLAY TOTAL		Total Taxes Billed	
Police Protection	1,970,700.00	Public Enterprises		1988 TAXES COLLECTED	
Civil Defense & Disaster Control	15,500.00	Recreation—Culture		1988 Taxes Cancelled, Abated or Adjusted	
Environmental Inspection & Control	303,400.00	Public Works		Transfer to Tax Title Liens or Foreclosed	
Other Public Safety		Buildings and Grounds		Balance Outstanding Dec. 31, 1988	
PUBLIC WORKS		Library and Education		PRIOR YEARS TAXES OUTSTANDING	
Streets and Drainage	1,260,143.00	Conservation		Balance January 1, 1988	
Sewers and Sewage Processing		All Other		Collected in 1988	
Garbage and Trash Disposal	200,000.00	CAPITAL DEBT AUTHORIZED, DECEMBER 31, 1988		Cancelled, Abated or Adjusted 1988	
Public Buildings and Grounds	493,000.00	ISSUED AND UNISSUED		Transfers to Tax Title Liens or Foreclosed	
Other Public Works	29,852.16	SCHOOL		Balance December 31, 1988	
HEALTH and WELFARE		GROSS DEBT		TAX TITLE LIENS OUTSTANDING	
Health Services Except Environmental	223,472.00	NET DEBT		Balance January 1, 1988	
Welfare-Public Assistance	11,600.00	SCHOOL		Transfer From Taxes	
Hospitals, Clinics, First Aid	30,000.00	Self-Liquidating		Redeemed in 1988	
Animal, Insect, & Rodent Control		Other		Cancelled, Abated or Adjusted (1988)	
Other Welfare Services		Total		Transfers to Foreclosed Property	
RECREATION and CONSERVATION		ISSUED AND OUTSTANDING		Balance December 31, 1988	
Beaches and Boardwalks		SCHOOL		PROPERTY ACQUIRED BY DEED OR FORECLOSURE	
Parks, Playgrounds, Shade Trees	147,500.00	Self-Liquidating		Balance January 1, 1988	
Land Reclamation & Conservation	156,716.84	Other		Transfers From Taxes or Liens	
Other Recreational Services	537,900.00	Total		Sale for Cash (1988)	
EDUCATION (excluding schools)		EQUALIZED VALUATION BASIS		Cancelled, Abated or Adjusted (1988)	
Libraries		FOR NET DEBT COMPUTATION		Balance December 31, 1988	
Other Educational Services	500.00	REAL PROPERTY VALUATIONS		CURRENT FINANCES DECEMBER 31, 1988	
STATUTORY EXPENDITURES		Code Class # of Parcels % VAL'N		ASSETS	
Pensions & F. I. C. A.	762,800.00	1 Vacant Land 1612 4.40		Cash Dec. 31, 1988	
Employee Fringe Benefits	352,000.00	2 Residential 6359 73.20		Taxes Receivable	
Other Statutory Expenditures	1,000.00	3 Farm 426 1.50		Tax Title Liens	
CETA And Other Public Employment Programs		4a Commercial 253 13.41		Foreclosed Property	
MUNICIPAL FUNCTIONS TOTAL	8,771,000.00	4b Industrial 9 7.15		Emergencies & Other Deferred Charges	
CAPITAL IMPROVEMENTS *MEMO*	105,000.00	4c Apartments 1 .34		State and Federal Aid Receivable	
DEBT SERVICE		Total 3660		Other Receivables	
Principal Payments	497,152.38	Land Area 37.00 Sq. Miles		Total	
Interest Payments	645,017.64	Net Valuation Taxable-Municipal		LIABILITIES, RESERVES, AND SURPLUS	
DEFERRED CHARGES	332,000.00	Net Valuation Taxable-County		Cash Liabilities	
SCHOOL, COUNTY, SPECIAL DISTRICT TAXES	22,221,646.42	State Equalized Valuation		Reserves for Receivables	
RESERVE FOR UNCOLLECTED TAXES	1,232,500.00	State Equalization Ratio		Surplus Dec. 31, 1988	
EXPENDITURES TOTAL	33,749,316.44			Total	

2106 FREDRICHUYSEN TWP. - WARREN COUNTY

Form of Government:

Township Committee

Number of Members on Governing Body - 3

PER CAPITA:

Gross Debt	552.87
Net Debt	49.08
Debt Service	
Total Tax Levy	1,270.89
Municipal Expenditures	375.69

PER CENT:

Gross Debt	1.06
Net Debt	.09
Tax Levy Collected	89.26
Tax Levy Cancelled, Abated or Adjusted	

EXPENDITURES		REVENUES-REALIZED		1988 PROPERTY TAX	
GENERAL GOVERNMENT				STATE EQUALIZED TAX RATE	
Governing Body & Public Boards		1988 Property Taxes Collected	1,933,910.90	Local District School Taxes	.53 623,048.00
Municipal Clerk		1988 Payments in Lieu of Taxes		Regional & Consolidated School Tax	.53 628,229.80
Financial Administration	19,300.00	Delinquent Tax & Lien Collections	195,505.20	School Taxes in Municipal Budget	
Assessment of Taxes	12,635.00	Business Personalty Replacement Taxes	32,251.28	County Taxes	.62 737,688.02
Collection of Taxes	11,900.00	Taxes from Public Utilities	110,902.00	County Library Taxes	.02 27,947.89
Planning, Housing & Development	13,454.00	Other Miscellaneous Tax Revenues		Local Municipal Purpose Taxes	.11 133,014.78
Human Resources		State Aid Revenues	9,950.99	Veteran & Senior Citizen Taxes	
Elections		Federal Aid Revenues		Total Taxes for Rate Computation	1.81 2,161,978.49
General Administration (other)	77,650.00	State and Local Fiscal Assistance Act Utilized		Special District Taxes	
JUDICIARY		Sale of Acquired Property		Bank Corp. Taxes	3,976.50
Municipal Courts		Other Miscellaneous Revenues	72,621.36	Added and Omitted Taxes	16,775.71
PUBLIC SAFETY		Total	2,355,141.73	Total Taxes Levied - ABSTRACT	2,170,680.70
Fire Protection	7,772.40	Prior Years Surplus Appropriated	200,000.00	Total Taxes Billed	2,166,704.20
Police Protection	7,000.00	REVENUES TOTAL	2,555,141.73	1988 TAXES COLLECTED	1,933,910.90
Civil Defense & Disaster Control	300.00	Reserve For Uncollected Taxes	255,160.47	1988 Taxes Cancelled, Abated or Adjusted	
Environmental Inspection & Control	12,200.00	CAPITAL OUTLAY TOTAL	52,255.00	Transfer to Tax Title Liens or Foreclosed	
Other Public Safety				Balance Outstanding Dec. 31, 1988	232,793.30
PUBLIC WORKS				PRIOR YEARS TAXES OUTSTANDING	
Streets and Drainage	149,000.00	Public Enterprises		Balance January 1, 1988	196,694.66
Sewers and Sewage Processing		Recreation—Culture		Collected in 1988	186,767.97
Gorbage and Trash Disposal	12,000.00	Public Works	52,255.00	Cancelled, Abated or Adjusted 1988	
Public Buildings and Grounds	12,570.00	Buildings and Grounds		Transfers to Tax Title Liens or Foreclosed	
Other Public Works		Library and Education		Balance December 31, 1988	9,926.69
HEALTH and WELFARE		Conservation		TAX TITLE LIENS OUTSTANDING	
Health Services Except Environmental	3,600.00	All Other		Balance January 1, 1988	41,700.77
Welfare-Public Assistance	1,450.00	CAPITAL DEBT AUTHORIZED, DECEMBER 31, 1988		Transfer From Taxes	
Hospitals, Clinics, First Aid		ISSUED AND UNISSUED		Redeemed in 1988	8,737.23
Animal, Insect, & Rodent Control	1,076.00	School	860,458	Cancelled, Abated or Adjusted (1988)	
Other Welfare Services		Self-liquidating		Transfers to Foreclosed Property	
RECREATION and CONSERVATION		Other	83,835	Balance December 31, 1988	32,963.54
Beaches and Boardwalks		Total	944,293	PROPERTY ACQUIRED BY DEED OR FORECLOSURE	
Parks, Playgrounds, Shade Trees		ISSUED AND OUTSTANDING		Balance January 1, 1988	
Land Reclamation & Conservation	3,000.00	School	360,458.80	Transfers From Taxes or Liens	
Other Recreational Services	2,100.00	Self-Liquidating		Sole for Cash (1988)	
EDUCATION (excluding schools)		Other		Cancelled, Abated or Adjusted (1988)	
Libraries		Total	860,458.80	Balance December 31, 1988	
Other Educational Services		EQUALIZED VALUATION BASIS		CURRENT FINANCES DECEMBER 31, 1988	
STATUTORY EXPENDITURES		FOR NET DEBT COMPUTATION	88,688,760	ASSETS	
Pensions & F. I. C. A.	10,500.00	REAL PROPERTY VALUATIONS		Cash Dec. 31, 1988	508,005.47
Employee Fringe Benefits	1,500.00	Code Class # of Parcels % VAL'N	ASSESSED VALUATION	Taxes Receivable	242,719.99
Other Statutory Expenditures	400.00	1 Vacant Land 189 9.85	12,201,300.00	Tax Title Liens	32,963.54
CETA And Other Public Employment Programs		2 Residential 439 58.75	72,735,945.00	Foreclosed Property	
MUNICIPAL FUNCTIONS		3 Farm 472 26.40	32,714,080.00	Emergencies & Other Deferred Charges	22,653.00
CAPITAL IMPROVEMENTS		4a Commercial 33 5.00	6,194,800.00	State and Federal Aid Receivable	91.50
DEBT SERVICE		4b Industrial		Other Receivables	76,116.17
Principal Payments		4c Apartments		Total	882,549.67
Interest Payments		Total	1133	LIABILITIES, RESERVES, AND SURPLUS	
DEFERRED CHARGES		Land Area 23.60 Sq. Miles	123,896,125.00	Cash Liabilities	143,391.44
SCHOOL, COUNTY, SPECIAL DISTRICT TAXES	27,105.31	Net Valuation Taxable-Municipal	124,389,503	Reserves for Receivables	351,799.70
RESERVE FOR UNCOLLECTED TAXES	2,016,913.71	Net Valuation Taxable-County	96,626,669	Surplus Dec. 31, 1988	387,358.53
EXPENDITURES TOTAL	2,658,536.89	State Equalized Valuation	118,242,974	Total	882,549.67
		State Equalization Ratio	105.22		

1011

Population 1980 1,573

Population 1988 1,473

S & P Rating

Moody Rating

General Tax Rate Per \$100.

3.57

State Equalized Tax Rate

1.91

FRENCHTOWN BORO. — HUNTERDON CO.

Form of Government:

Borough Council

Number of Members on Governing Body — 6

PER CAPITA:

Gross Debt 463.55

Net Debt 20.71

Debt Service 2.85

Total Tax Levy 987.04

Municipal Expenditures 435.09

PER CENT:

Gross Debt 1.11

Net Debt .05

Tax Levy Collected 93.81

Tax Levy Cancelled, Abated
or Adjusted

EXPENDITURES		REVENUES-REALIZED		1988 PROPERTY TAX	
GENERAL GOVERNMENT				STATE EQUALIZED TAX RATE	
Governing Body & Public Boards		1988 Property Taxes Collected	1,366,290.69	Local District School Taxes	78 539,242.00
Municipal Clerk		1988 Payments in Lieu of Taxes		Regional & Consolidated School Tax	37 276,969.85
Financial Administration	12,995.00	Delinquent Tax & Lien Collections	69,041.77	School Taxes in Municipal Budget	
Assessment of Taxes	6,018.00	Business Personality Replacement Taxes	45,748.74	County Taxes	38 235,742.53
Collection of Taxes	5,293.75	Taxes from Public Utilities	50,077.00	County Library Taxes	22 14,239.40
Planning, Housing & Development	8,300.00	Other Miscellaneous Tax Revenues		Local Municipal Purpose Taxes	37 282,713.85
Human Resources	21,770.00	State Aid Revenues	34,487.17	Veteran & Senior Citizen Taxes	
Elections	300.00	Federal Aid Revenues		Total Taxes for Rate Computation	1.92 1,461,962.63
General Administration (other)	80,200.00	State and Local Fiscal Assistance Act Utilized		Special District Taxes	
JUDICIARY		Sale of Acquired Property		Bank Corp. Taxes	6,343.69
Municipal Courts	21,096.00	Other Miscellaneous Revenues	90,116.42	Added and Omitted Taxes	3,539.24
PUBLIC SAFETY		Total	1,655,761.79	Total Taxes Levied - ABSTRACT	1,458,850.56
Fire Protection	23,530.12	Prior Years Surplus Appropriated	81,097.90	Total Taxes Billed	1,456,442.23
Police Protection	97,730.24	REVENUES TOTAL	1,736,859.69	1988 TAXES COLLECTED	1,366,290.69
Civil Defense & Disaster Control		Reserve For Uncollected Taxes	103,746.87	1988 Taxes Cancelled, Abated or Adjusted	
Environmental Inspection & Control	5,607.50	CAPITAL OUTLAY TOTAL	70,346.57	Transfer to Tax Title Liens or Foreclosed	1,188.81
Other Public Safety		Public Enterprises	65,000.00	Balance Outstanding Dec. 31, 1988	83,962.73
PUBLIC WORKS		Recreation—Culture		PRIOR YEARS TAXES OUTSTANDING	
Streets and Drainage	62,391.42	Public Works	890.23	Balance January 1, 1988	80,149.16
Sewers and Sewage Processing		Buildings and Grounds	4,456.34	Collected in 1988	69,041.77
Garbage and Trash Disposal	111,000.00	Library and Education		Cancelled, Abated or Adjusted 1988	
Public Buildings and Grounds	10,312.50	Conservation		Transfers to Tax Title Liens or Foreclosed	
Other Public Works		All Other		Balance December 31, 1988	11,106.39
HEALTH and WELFARE				TAX TITLE LIENS OUTSTANDING	
Health Services Except Environmental	931.25			Balance January 1, 1988	9,493.87
Welfare-Public Assistance	1,176.25			Transfer From Taxes	1,188.81
Hospitals, Clinics, First Aid				Redeemed in 1988	
Animal, Insect, & Rodent Control				Cancelled, Abated or Adjusted (1988)	
Other Welfare Services				Transfers to Foreclosed Property	
RECREATION and CONSERVATION				Balance December 31, 1988	10,637.68
Beaches and Boardwalks				PROPERTY ACQUIRED BY DEED OR FORECLOSURE	
Parks, Playgrounds, Shade Trees	6,769.00			Balance January 1, 1988	
Land Reclamation & Conservation	2,500.00			Transfers From Taxes or Liens	
Other Recreational Services	2,300.00			Sale for Cash (1988)	
EDUCATION (excluding schools)				Cancelled, Abated or Adjusted (1988)	
Libraries	4,465.00			Balance December 31, 1988	
Other Educational Services				CURRENT FINANCES DECEMBER 31, 1988	
STATUTORY EXPENDITURES				ASSETS	
Pensions & F. I. C. A.	24,926.00			Cash Dec. 31, 1988	467,058.74
Employee Fringe Benefits	10,100.00			Taxes Receivable	100,069.12
Other Statutory Expenditures	1,340.00			Tax Title Liens	10,637.68
CETA And Other Public Employment Programs				Foreclosed Property	
MUNICIPAL FUNCTIONS TOTAL	526,602.03			Emergencies & Other Deferred Charges	2,600.00
CAPITAL IMPROVEMENTS *MEMO*	7,000.00			State and Federal Aid Receivable	550.00
DEBT SERVICE				Other Receivables	
Principal Payments				Total	580,965.54
Interest Payments	4,210.00			LIABILITIES, RESERVES, AND SURPLUS	
DEFERRED CHARGES	3,500.00			Cash Liabilities	355,303.88
SCHOOL, COUNTY, SPECIAL DISTRICT TAXES	1,166,243.78			Reserves for Receivables	110,756.80
RESERVE FOR UNCOLLECTED TAXES	103,746.87			Surplus Dec. 31, 1988	114,904.86
EXPENDITURES TOTAL	1,809,302.68			Total	580,965.54

GALLOWAY TOWNSHIP - ATLANTIC CO.

Form of Government:

Council-Manager Plan E (OMCL 50)

Number of Members on Governing Body - 5

PER CAPITA:

Gross Debt	1,084.45
Net Debt	301.39
Debt Service	28.80
Total Tax Levy	792.42
Municipal Expenditures	329.77

PER CENT:

Gross Debt	3.82
Net Debt	1.06
Tax Levy Collected	92.69
Tax Levy Cancelled, Abated or Adjusted	.01

0111	
Population 1980	12,175
Population 1988	21,405
S & P Rating	2.53
Moody Rating	AAA
General Tax Rate Per \$100.	
State Equalized Tax Rate	2.15

EXPENDITURES		REVENUES-REALIZED		1988 PROPERTY TAX	
GENERAL GOVERNMENT				STATE EQUALIZED TAX RATE	
Governing Body & Public Boards	38,490.00	1988 Property Taxes Collected	15,715,581.91	Local District School Taxes	.77 5,596,528.10
Municipal Clerk	74,432.00	1988 Payments in Lieu of Taxes		Regional & Consolidated School Tax	.65 4,713,428.71
Financial Administration	104,306.00	Delinquent Tax & Lien Collections	1,207,228.42	School Taxes in Municipal Budget	
Assessment of Taxes	98,752.00	Business Personalty Replacement Taxes	114,459.00	County Taxes	.44 * 3,198,309.65
Collection of Taxes	69,169.00	Taxes from Public Utilities	1,330,998.00	County Library Taxes	.03 217,752.00
Planning, Housing & Development	35,959.00	Other Miscellaneous Tax Revenues		Local Municipal Purpose Taxes	.26 1,873,556.00
Human Resources	154,605.05	State Aid Revenues	230,407.82	Veteran & Senior Citizen Taxes	
Elections	7,300.00	Federal Aid Revenues		Total Taxes for Rate Computation	2.15 15,726,874.46
General Administration (other)	331,156.00	State and Local Fiscal Assistance Act Utilized	1,258.39	Special District Taxes	
JUDICIARY		Sale of Acquired Property		Bank Corp. Taxes	12,644.21
Municipal Courts	121,298.00	Other Miscellaneous Revenues	2,178,534.13	Added and Omitted Taxes	1,349,584.93
PUBLIC SAFETY		Total	20,778,467.67	Total Taxes Levied - ABSTRACT	16,961,803.60
Fire Protection	139,139.00	Prior Years Surplus Appropriated	1,122,195.00	Total Taxes Billed	16,954,700.36
Police Protection	1,583,723.25	REVENUES TOTAL	21,900,662.67	1988 TAXES COLLECTED	15,715,581.91
Civil Defense & Disaster Control	3,700.00	Reserve For Uncollected Taxes	1,556,250.00	1988 Taxes Cancelled, Abated or Adjusted	914.89
Environmental Inspection & Control	267,012.00	CAPITAL OUTLAY TOTAL	2,393,318.53	Transfer to Tax Title Liens or Foreclosed	25,334.93
Other Public Safety				Balance Outstanding Dec. 31, 1988	1,212,868.63
PUBLIC WORKS				PRIOR YEARS TAXES OUTSTANDING	
Streets and Drainage	414,211.00	Public Enterprises		Balance January 1, 1988	1,226,173.04
Sewers and Sewage Processing		Recreation—Culture	278,819.32	Collected in 1988	1,194,790.51
Garbage and Trash Disposal	273,371.00	Public Works	668,368.05	Cancelled, Abated or Adjusted 1988	16,718.11
Public Buildings and Grounds	204,095.00	Buildings and Grounds	1,446,131.21	Transfers to Tax Title Liens or Foreclosed	12,074.07
Other Public Works	59,800.00	Library and Education		Balance December 31, 1988	2,590.35
HEALTH and WELFARE		Conservation		TAX TITLE LIENS OUTSTANDING	
Health Services Except Environmental		All Other		Balance January 1, 1988	77,635.01
Welfare-Public Assistance	26,118.00	CAPITAL DEBT AUTHORIZED, DECEMBER 31, 1988		Transfer From Taxes	39,686.94
Hospitals, Clinics, First Aid	1,000.00	ISSUED AND UNISSUED		Redeemed in 1988	12,437.91
Animal, Insect, & Rodent Control	19,737.00	School	11,640,776	Cancelled, Abated or Adjusted (1988)	
Other Welfare Services		Self-liquidating	5,070,500	Transfers to Foreclosed Property	
RECREATION and CONSERVATION		Other	6,501,333	Balance December 31, 1988	104,884.04
Beaches and Boardwalks		Total	23,212,610	PROPERTY ACQUIRED BY DEED OR FORECLOSURE	
Parks, Playgrounds, Shade Trees	55,000.00	ISSUED AND OUTSTANDING		Balance January 1, 1988	1,659,803.45
Land Reclamation & Conservation	13,803.17	School	11,640,776.87	Transfers From Taxes or Liens	
Other Recreational Services	2,700.00	Self-Liquidating	3,859,000.00	Sale for Cash (1988)	
EDUCATION (excluding schools)		Other	5,831,050.00	Cancelled, Abated or Adjusted (1988)	
Libraries		Total	21,380,826.87	Balance December 31, 1988	1,659,803.45
Other Educational Services	13,294.00	EQUALIZED VALUATION BASIS		CURRENT FINANCES DECEMBER 31, 1988	
STATUTORY EXPENDITURES		FOR NET DEBT COMPUTATION	606,943,481	ASSETS	
Pensions & F. I. C. A.	410,705.00	REAL PROPERTY VALUATIONS		Cash Dec. 31, 1988	5,645,779.69
Employee Fringe Benefits	250,864.00	Code Class # of Parcels % VAL'N		Taxes Receivable	1,215,458.98
Other Statutory Expenditures	3,500.00	1 Vacant Land 5917 11.77	71,398,300.00	Tax Title Liens	104,884.04
CETA and Other Public Employment Programs		2 Residential 6617 72.84	441,964,500.00	Foreclosed Property	1,659,803.45
MUNICIPAL FUNCTIONS	4,832,754.48	3 Farm 273 1.43	8,681,600.00	Emergencies & Other Deferred Charges	42,000.00
CAPITAL IMPROVEMENTS	152,750.00	4a Commercial 247 12.39	75,160,800.00	State and Federal Aid Receivable	
DEBT SERVICE		4b Industrial 2 1.57	9,553,900.00	Other Receivables	39,551.42
Principal Payments	300,900.00	4c Apartments		Total	8,707,477.58
Interest Payments	315,599.39	Total	13056	LIABILITIES, RESERVES, AND SURPLUS	
DEFERRED CHARGES	53,171.19	Land Area 91.75 Sq. Miles		Cash Liabilities	2,705,010.84
SCHOOL, COUNTY, SPECIAL DISTRICT TAXES	13,726,018.46	Net Valuation Taxable-Municipal	616,301,569	Reserves for Receivables	3,019,697.89
RESERVE FOR UNCOLLECTED TAXES	1,556,250.00	Net Valuation Taxable-County	673,496,103	Surplus Dec. 31, 1988	2,982,768.85
EXPENDITURES	20,784,693.52	State Equalized Valuation	723,460,695	Total	8,707,477.58
TOTAL		State Equalization Ratio	84.99		

0221

Population 1980 26,803
 Population 1988 25,645
 S & P Rating
 Moody Rating

General Tax Rate Per \$100.

1.33

State Equalized Tax Rate

1.60

GARFIELD CITY - BERGEN COUNTY

Form of Government:

Council-Manager (1923)

Number of Members on Governing Body - 5

PER CAPITA:

Gross Debt 463.95
 Net Debt 267.25
 Debt Service 17.79
 Total Tax Levy 757.99
 Municipal Expenditures 561.40

PER CENT:

Gross Debt 1.18
 Net Debt .08
 Tax Levy Collected 97.40
 Tax Levy Cancelled, Abated or Adjusted .74

EXPENDITURES		REVENUES-REALIZED		1988 PROPERTY TAX	
GENERAL GOVERNMENT				STATE EQUALIZED TAX RATE → .38	
Governing Body & Public Boards	23,000.00	1988 Property Taxes Collected 13,935,280.36		Local District School Taxes	10,633,397.50
Municipal Clerk	66,000.00	1988 Payments in Lieu of Taxes		Regional & Consolidated School Tax	
Financial Administration	99,700.00	Delinquent Tax & Lien Collections 376,349.38		School Taxes in Municipal Budget	
Assessment of Taxes	80,000.00	Business Personalty Replacement Taxes 479,102.34		County Taxes	2,639,710.36
Collection of Taxes	55,250.00	Taxes from Public Utilities 1,033,922.00		County Library Taxes	
Planning, Housing & Development	27,400.00	Other Miscellaneous Tax Revenues		Local Municipal Purpose Taxes	6,066,665.37
Human Resources	58,530.05	State Aid Revenues 1,255,089.27		Veteran & Senior Citizen Taxes	401,800.00
Elections	15,800.00	Federal Aid Revenues		Total Taxes for Rate Computation 1.60	19,792,073.23
General Administration (other)	991,700.00	State and Local Fiscal Assistance Act Utilized		Special District Taxes	
JUDICIARY		Sale of Acquired Property		Bank Corp. Taxes	18,460.39
Municipal Courts	151,825.28	Other Miscellaneous Revenues		Added and Omitted Taxes	29,968.51
PUBLIC SAFETY		Total 5,645,682.12		Total Taxes Levied - ABSTRACT	19,435,702.13
Fire Protection	227,271.64	Prior Years Surplus Appropriated 230,000.00		Total Taxes Billed	19,440,309.45
Police Protection	2,449,264.03	REVENUES TOTAL 27,960,431.97		1988 TAXES COLLECTED	18,935,230.36
Civil Defense & Disaster Control	500.00	Reserve For Uncollected Taxes 674,778.02		1988 Taxes Cancelled, Abated or Adjusted	143,332.21
Environmental Inspection & Control	91,946.00	CAPITAL OUTLAY TOTAL 2,919,692.19		Transfer to Tax Title Liens or Foreclosed	
Other Public Safety				Balance Outstanding Dec. 31, 1988	361,690.38
PUBLIC WORKS				PRIOR YEARS TAXES OUTSTANDING	
Streets and Drainage	579,000.00	Public Enterprises 115,552.63		Balance January 1, 1988	475,384.45
Sewers and Sewage Processing	6,543,000.00	Recreation—Culture 17,971.66		Collected in 1988	376,349.38
Garbage and Trash Disposal		Public Works 324,220.10		Cancelled, Abated or Adjusted 1988	
Public Buildings and Grounds	120,000.00	Buildings and Grounds 2,461,947.80		Transfers to Tax Title Liens or Foreclosed	
Other Public Works		Library and Education		Balance December 31, 1988	99,535.07
HEALTH and WELFARE		Conservation		TAX TITLE LIENS OUTSTANDING	
Health Services Except Environmental	149,796.00	All Other		Balance January 1, 1988	67,519.31
Welfare-Public Assistance	45,700.00	CAPITAL DEBT AUTHORIZED, DECEMBER 31, 1988		Transfer From Taxes	
Hospitals, Clinics, First Aid		ISSUED AND UNISSUED GROSS DEBT NET DEBT		Redeemed in 1988	
Animal, Insect, & Rodent Control		School 2,253,289		Cancelled, Abated or Adjusted (1988)	
Other Welfare Services		Self-liquidating 9,644,313		Transfers to Foreclosed Property	
RECREATION and CONSERVATION		Other 11,898,103		Balance December 31, 1988	67,519.31
Beaches and Boardwalks	254,000.00	Total 6,853,540		PROPERTY ACQUIRED BY DEED OR	
Parks, Playgrounds, Shade Trees	91,940.00	ISSUED AND OUTSTANDING		FORECLOSURE	
Land Reclamation & Conservation	7,000.00	School 63,000.00		Balance January 1, 1988	124,270.00
Other Recreational Services		Self-Liquidating 5,633,000.00		Transfers From Taxes or Liens	
EDUCATION (excluding schools)		Other 5,696,000.00		Sale for Cash (1988)	
Libraries	400,000.00	Total 1,003,364.379		Cancelled, Abated or Adjusted (1988)	
Other Educational Services		EQUALIZED VALUATION BASIS		Balance December 31, 1988	124,270.00
STATUTORY EXPENDITURES		FOR NET DEBT COMPUTATION		CURRENT FINANCES DECEMBER 31, 1988	
Pensions & F. I. C. A.	543,903.19	REAL PROPERTY VALUATIONS		ASSETS	
Employee Fringe Benefits	3,500.00	Code Class # of Parcels % VAL'N ASSESSED VALUATION		Cash Dec. 31, 1988	2,581,983.14
Other Statutory Expenditures	15,000.00	1 Vacant Land 211 1.30 13,968,500.00		Taxes Receivable	461,231.95
CETA And Other Public Employment Programs		2 Residential 5367 73.16 1,065,559,300.00		Tax Title Liens	67,519.31
MUNICIPAL FUNCTIONS TOTAL 13,201,076.19		3 Farm 454 11.68 170,150,200.00		Foreclosed Property	124,270.00
CAPITAL IMPROVEMENTS *MEMO* 100,000.00		4b Industrial 39 9.60 139,841,300.00		Emergencies & Other Deferred Charges	114,165.00
DEBT SERVICE		4c Apartments 119 4.26 61,936,300.00		State and Federal Aid Receivable	22,320.00
Principal Payments 290,600.00		Total 6240 1,456,505,600.00		Other Receivables	82,532.50
Interest Payments 165,514.73		Land Area 2.10 Sq. Miles		Total 3,454,021.90	
DEFERRED CHARGES 66,698.04		Net Valuation Taxable-Municipal 1,459,424,131		LIABILITIES, RESERVES, AND SURPLUS	
SCHOOL, COUNTY, SPECIAL DISTRICT TAXES 13,323,607.86		Net Valuation Taxable-County 1,063,694,102		Cash Liabilities 1,268,737.92	
RESERVE FOR UNCOLLECTED TAXES 674,778.02		State Equalized Valuation 1,210,234,181		Reserves for Receivables 735,553.76	
EXPENDITURES TOTAL 27,722,274.84		State Equalization Ratio 120.64		Surplus Dec. 31, 1988 1,449,730.22	
				Total 3,454,021.90	

2006

GARWOOD BOROUGH - UNION COUNTY

Form of Government:

Borough Council

Number of Members on Governing Body - 6

PER CAPITA:

Gross Debt

Net Debt

Debt Service

Total Tax Levy

Municipal Expenditures

355.22

239.58

44.95

1,222.58

770.61

PER CENT:

Gross Debt

Net Debt

Tax Levy Collected

Tax Levy Cancelled, Abated

or Adjusted

.72

.49

98.68

EXPENDITURES		REVENUES-REALIZED		1988 PROPERTY TAX	
GENERAL GOVERNMENT				STATE EQUALIZED TAX RATE	
Governing Body & Public Boards		1988 Property Taxes Collected	5,524,982.65	Local District School Taxes	.54
Municipal Clerk		1988 Payments in Lieu of Taxes		Regional & Consolidated School Tax	.40
Financial Administration	18,300.00	Delinquent Tax & Lien Collections	57,308.73	School Taxes in Municipal Budget	
Assessment of Taxes	14,500.00	Business Personalty Replacement Taxes	232,744.12	County Taxes	.39
Collection of Taxes	30,800.00	Taxes from Public Utilities	293,386.00	County Library Taxes	
Planning, Housing & Development	13,500.00	Other Miscellaneous Tax Revenues		Local Municipal Purpose Taxes	.84
Human Resources	29,378.14	State Aid Revenues	58,575.62	Veteran & Senior Citizen Taxes	
Elections	1,050.00	Federal Aid Revenues		Total Taxes for Rate Computation	2.17
General Administration (other)	317,120.00	State and Local Fiscal Assistance Act Utilized	565.00	Special District Taxes	
JUDICIARY		Sale of Acquired Property		Bank Corp. Taxes	1,493.75
Municipal Courts	36,200.00	Other Miscellaneous Revenues	741,288.06	Added and Omitted Taxes	23,864.79
PUBLIC SAFETY		Total	6,908,850.18	Total Taxes Levied - ABSTRACT	5,600,661.67
Fire Protection	84,895.96	Prior Years Surplus Appropriated	375,000.00	Total Taxes Billed	5,599,167.92
Police Protection	704,410.00	REVENUES	7,283,850.18	1988 TAXES COLLECTED	5,524,982.65
Civil Defense & Disaster Control	1,500.00	Reserve For Uncollected Taxes	228,000.00	1988 Taxes Cancelled, Abated or Adjusted	
Environmental Inspection & Control	28,255.00	CAPITAL OUTLAY	43,770.77	Transfer to Tax Title Liens or Foreclosed	2,876.80
Other Public Safety		TOTAL		Balance Outstanding Dec. 31, 1988	71,308.47
PUBLIC WORKS				PRIOR YEARS TAXES OUTSTANDING	
Streets and Drainage	324,770.00	Public Enterprises		Balance January 1, 1988	63,648.93
Sewers and Sewage Processing	389,595.00	Recreation—Culture		Collected in 1988	57,308.73
Gorbage and Trash Disposol	350,000.00	Public Works	5,743.38	Cancelled, Abated or Adjusted 1988	29.20
Public Buildings and Grounds	45,000.00	Buildings and Grounds	38,027.39	Transfers to Tax Title Liens or Foreclosed	1,932.82
Other Public Works		Library and Education		Balance December 31, 1988	4,378.18
HEALTH and WELFARE		Conservation		TAX TITLE LIENS OUTSTANDING	
Health Services Except Environmental	29,870.00	All Other		Balance January 1, 1988	4,393.03
Welfare-Public Assistance	8,390.00	CAPITAL DEBT AUTHORIZED, DECEMBER 31, 1988		Transfer From Taxes	4,809.62
Hospitals, Clinics, First Aid		ISSUED AND UNISSUED		Redeemed in 1988	
Animal, Insect, & Rodent Control	2,200.00	School	529,765	Cancelled, Abated or Adjusted (1988)	
Other Welfare Services		Self-liquidating		Transfers to Foreclosed Property	
RECREATION and CONSERVATION		Other	1,097,500	Balance December 31, 1988	9,202.65
Beaches and Boardwalks		Total	1,627,265	PROPERTY ACQUIRED BY DEED OR	
Parks, Playgrounds, Shade Trees	7,000.00	ISSUED AND OUTSTANDING		FORECLOSURE	
Land Reclamation & Conservation		School	529,765.16	Balance January 1, 1988	24,604.00
Other Recreational Services	20,500.00	Self-Liquidating		Transfers From Taxes or Liens	
EDUCATION (excluding schools)		Other	955,000.00	Sole for Cash (1988)	
Libraries	39,903.00	Total	1,484,765.16	Cancelled, Abated or Adjusted (1988)	
Other Educational Services		EQUALIZED VALUATION BASIS		Balance December 31, 1988	24,604.00
STATUTORY EXPENDITURES		FOR NET DEBT COMPUTATION	225,378,713	CURRENT FINANCES DECEMBER 31, 1988	
Pensions & F. I. C. A.	177,741.00	REAL PROPERTY VALUATIONS		ASSETS	
Employee Fringe Benefits	128,600.00	Code Class # of Parcels % VAL'N		Cash Dec. 31, 1988	1,323,951.72
Other Statutory Expenditures		1 Vacant Land 41 .70	1,254,800.00	Taxes Receivable	75,686.65
CETA And Other Public Employment Programs		2 Residential 1224 66.54	119,465,500.00	Tax Title Liens	9,202.65
MUNICIPAL FUNCTIONS	2,804,933.10	3 Farm		Foreclosed Property	24,604.00
CAPITAL IMPROVEMENTS	* MEMO *	4a Commercial 119 20.44	36,701,400.00	Emergencies & Other Deferred Charges	15,000.00
DEBT SERVICE		4b Industrial 36 9.63	17,285,800.00	State and Federal Aid Receivable	
Principal Payments	111,000.00	4c Apartments 26 2.69	4,322,600.00	Other Receivables	6,543.69
Interest Payments	94,922.59	Total 1446	179,530,100.00	Total	1,454,988.71
DEFERRED CHARGES	291,293.42	Land Area .70 Sq. Miles		LIABILITIES, RESERVES, AND SURPLUS	
SCHOOL, COUNTY, SPECIAL DISTRICT TAXES	3,419,115.50	Net Valuation Taxable-Municipal	179,942,797	Cash Liabilities	700,420.46
RESERVE FOR UNCOLLECTED TAXES	223,000.00	Net Valuation Taxable-County	242,385,115	Reserves for Receivables	116,036.99
EXPENDITURES		State Equalized Valuation	258,025,123	Surplus Dec. 31, 1988	638,531.26
TOTAL	6,949,294.61	State Equalization Ratio	69.69	Total	1,454,988.71

0413

Population 1980 2,510
 Population 1988 2,635
 S & P Rating
 Moody Rating

General Tax Rate Per \$100.

2.71

State Equalized Tax Rate

2.04

GIBBSBORO BOROUGH - CAMDEN COUNTY

Form of Government:

Borough Council

Number of Members on Governing Body - 6

PER CAPITA:

Gross Debt 1,112.45
 Net Debt 437.43
 Debt Service 16.77
 Total Tax Levy 907.82
 Municipal Expenditures 386.02

PER CENT:

Gross Debt 3.33
 Net Debt 1.31
 Tax Levy Collected 98.00
 Tax Levy Cancelled, Abated or Adjusted

EXPENDITURES		REVENUES-REALIZED		1988 PROPERTY TAX	
GENERAL GOVERNMENT				STATE EQUALIZED TAX RATE → .56	
Governing Body & Public Boards		1988 Property Taxes Collected	2,343,630.90	Local District School Taxes	649,585.30
Municipal Clerk		1988 Payments in Lieu of Taxes		Regional & Consolidated School Tax	339,965.75
Financial Administration	33,765.00	Delinquent Tax & Lien Collections	61,579.44	School Taxes in Municipal Budget	
Assessment of Taxes	3,700.00	Business Personalty Replacement Taxes	53,586.51	County Taxes	666,791.00
Collection of Taxes	15,600.00	Taxes from Public Utilities	194,717.00	County Library Taxes	22,935.00
Planning, Housing & Development	17,250.00	Other Miscellaneous Tax Revenues		Local Municipal Purpose Taxes	475,000.00
Human Resources		State Aid Revenues	40,564.73	Veteran & Senior Citizen Taxes	26,250.00
Elections	4,200.00	Federal Aid Revenues		Total Taxes for Rate Computation	2,380,527.05
General Administration (other)	171,990.17	State and Local Fiscal Assistance Act Utilized		Special District Taxes	
JUDICIARY		Sale of Acquired Property		Bank Corp Taxes	7,307.32
Municipal Courts	30,500.00	Other Miscellaneous Revenues	159,464.75	Added and Omitted Taxes	35,282.39
PUBLIC SAFETY		Total	2,853,593.33	Total Taxes Levied - ABSTRACT	2,397,367.26
Fire Protection	38,274.60	Prior Years Surplus Appropriated	355,200.00	Total Taxes Billed	2,391,621.61
Police Protection	122,239.00	REVENUES TOTAL	3,213,793.33	1988 TAXES COLLECTED	2,343,680.90
Civil Defense & Disaster Control	1,500.00	Reserve For Uncollected Taxes	109,000.00	1988 Taxes Cancelled, Abated or Adjusted	19.88
Environmental Inspection & Control	20,501.00	CAPITAL OUTLAY TOTAL	168,023.37	Transfer to Tax Title Liens or Foreclosed	187.13
Other Public Safety				Balance Outstanding Dec. 31, 1988	47,733.70
PUBLIC WORKS				PRIOR YEARS TAXES OUTSTANDING	
Streets and Drainage	41,200.00	Public Enterprises		Balance January 1, 1988	53,123.73
Sewers and Sewage Processing		Recreation—Culture		Collected in 1988	53,114.96
Gorbage and Trash Disposol	142,000.00	Public Works	112,513.61	Cancelled, Abated or Adjusted 1988	8.32
Public Buildings and Grounds	35,200.00	Buildings and Grounds	55,509.70	Transfers to Tax Title Liens or Foreclosed	
Other Public Works	64,000.00	Library and Education		Balance December 31, 1988	
HEALTH and WELFARE		Conservation		TAX TITLE LIENS OUTSTANDING	
Health Services Except Environmental	552.00	All Other		Balance January 1, 1988	4,042.54
Welfare-Public Assistance	4,250.00	CAPITAL DEBT AUTHORIZED, DECEMBER 31, 1988		Transfer From Taxes	187.13
Hospitals, Clinics, First Aid		ISSUED AND UNISSUED		Redeemed in 1988	3,464.48
Animal, Insect, & Rodent Control	751.00	School	1,679,724	Cancelled, Abated or Adjusted (1988)	
Other Welfare Services		Self-liquidating		Transfers to Foreclosed Property	
RECREATION and CONSERVATION		Other	1,251,573	Balance December 31, 1988	765.19
Beaches and Boardwalks		Total	2,931,297	PROPERTY ACQUIRED BY DEED OR FORECLOSURE	
Parks, Playgrounds, Shode Trees				Balance January 1, 1988	65,706.00
Land Reclamation & Conservation	23,501.00	ISSUED AND OUTSTANDING		Transfers From Taxes or Liens	
Other Recreational Services	25,350.00	School	369,080.52	Sale for Cash (1988)	
EDUCATION (excluding schools)		Self-Liquidating		Cancelled, Abated or Adjusted (1988)	
Libraries	1,801.00	Other	727,000.00	Balance December 31, 1988	65,706.00
Other Educotional Services		Total	1,096,080.52	CURRENT FINANCES DECEMBER 31, 1988	
STATUTORY EXPENDITURES		EQUALIZED VALUATION BASIS		ASSETS	
Pensions & F. I. C. A.	29,081.32	FOR NET DEBT COMPUTATION	87,972,957	Cash Dec. 31, 1988	371,118.34
Employee Fringe Benefits		REAL PROPERTY VALUATIONS		Taxes Receivable	47,733.70
Other Statutory Expenditures	2,300.00	Code Class # of Parcels % VAL'N	ASSESSED VALUATION	Tax Title Liens	765.19
CETA And Other Public Employment Programs		1 Vacant Land 176 8.09	6,927,800.00	Foreclosed Property	65,706.00
MUNICIPAL FUNCTIONS TOTAL	839,506.09	2 Residential 700 58.77	50,331,000.00	Emergencies & Other Deferred Charges	26,040.02
CAPITAL IMPROVEMENTS *MEMO*	100,000.00	3 Farm 4 .18	154,500.00	State and Federal Aid Receivable	
DEBT SERVICE		4a Commercial 50 12.44	10,653,000.00	Other Receivables	7,263.18
Principol Payments		4b Industrial 11 20.38	17,456,000.00	Total	1,018,626.93
Interest Payments	44,191.50	4c Apartments 1 .15	124,700.00	LIABILITIES, RESERVES, AND SURPLUS	
		Total 942	85,647,000.00	Cash Liabilities	346,939.53
DEFERRED CHARGES	24,457.91	Land Area 2.16 Sq. Miles		Reserves for Receivables	121,468.07
SCHOOL, COUNTY, SPECIAL DISTRICT TAXES	1,879,277.05	Net Valuation Taxable-Municipal	86,876,140	Surplus Dec. 31, 1988	550,219.33
RESERVE FOR UNCOLLECTED TAXES	109,000.00	Net Valuation Taxable-County	84,630,836	Total	1,018,626.93
EXPENDITURES TOTAL	2,896,432.55	State Equalized Valuation	114,849,464		
		State Equalization Ratio	75.38		

0306

Population 1980 14,574

Population 1988 15,129

S & P Rating

Moody Rating

General Tax Rate Per \$100.

4.33

State Equalized Tax Rate

2.35

GLASSBORO BOROUGH - GLOUCESTER CO.**Form of Government:****Borough Council****Number of Members on Governing Body - 6****PER CAPITA:**

Gross Debt

176.12

Net Debt

109.75

Debt Service

16.29

Total Tax Levy

582.69

Municipal Expenditures

404.57

PER CENT:

Gross Debt

1.06

Net Debt

.66

Tax Levy Collected

93.46

Tax Levy Cancelled, Abated

or Adjusted

EXPENDITURES		REVENUES-REALIZED		1988 PROPERTY TAX	
GENERAL GOVERNMENT:				STATE EQUALIZED TAX RATE →	
Governing Body & Public Boards	1,100.00	1988 Property Taxes Collected		Local District School Taxes	1.24
Municipal Clerk	15,000.00	1988 Payments in Lieu of Taxes		Regional & Consolidated School Tax	3,594,672.50
Financial Administration	39,525.00	Delinquent Tax & Lien Collections		School Taxes in Municipal Budget	
Assessment of Taxes	102,450.00	Business Personalty Replacement Taxes		County Taxes	.72
Collection of Taxes	68,350.00	Taxes from Public Utilities		County Library Taxes	.02
Planning, Housing & Development	31,350.00	Other Miscellaneous Tax Revenues		Local Municipal Purpose Taxes	.87
Human Resources	173,543.13	State Aid Revenues		Veteran & Senior Citizen Taxes	
Elections	5,700.00	Federal Aid Revenues		Total Taxes for Rate Computation	2.85
General Administration (other)	621,473.02	State and Local Fiscal Assistance Act Utilized		Special District Taxes	
JUDICIARY		Sale of Acquired Property		Bank Corp. Taxes	11,960.14
Municipal Courts	77,103.56	Other Miscellaneous Revenues		Added and Omitted Taxes	536,914.82
PUBLIC SAFETY		Total		Total Taxes Levied - ABSTRACT	8,815,458.64
Fire Protection	134,590.80	Prior Years Surplus Appropriated		Total Taxes Billed	8,803,498.50
Police Protection	1,439,601.32	REVENUES TOTAL		1988 TAXES COLLECTED	8,227,984.04
Civil Defense & Disaster Control	5,300.00	Reserve For Uncollected Taxes		1988 Taxes Cancelled, Abated or Adjusted	
Environmental Inspection & Control	95,050.00	CAPITAL OUTLAY TOTAL		Transfer to Tax Title Liens or Foreclosed	9,023.72
Other Public Safety				Balance Outstanding Dec. 31, 1988	566,490.74
PUBLIC WORKS				PRIOR YEARS TAXES OUTSTANDING	
Streets and Drainage	719,375.00	Public Enterprises		Balance January 1, 1988	804,870.06
Sewers and Sewage Processing		Recreation—Culture		Collected in 1988	523,860.80
Garbage and Trash Disposal	617,506.98	Public Works		Cancelled, Abated or Adjusted 1988	
Public Buildings and Grounds	43,600.00	Buildings and Grounds		Transfers to Tax Title Liens or Foreclosed	9,745.97
Other Public Works	64,000.00	Library and Education		Balance December 31, 1988	271,263.29
HEALTH and WELFARE		Conservation		TAX TITLE LIENS OUTSTANDING	
Health Services Except Environmental	74,350.00	All Other		Balance January 1, 1988	35,491.89
Welfare-Public Assistance	32,005.00	CAPITAL DEBT AUTHORIZED, DECEMBER 31, 1988		Transfer From Taxes	19,872.29
Hospitals, Clinics, First Aid		ISSUED AND UNISSUED GROSS DEBT NET DEBT		Redeemed in 1988	28,012.49
Animal, Insect, & Rodent Control	5,000.00	School 367,000		Cancelled, Abated or Adjusted (1988)	
Other Welfare Services		Self-Liquidating 637,000		Transfers to Foreclosed Property	
RECREATION and CONSERVATION		Other 1,660,460		Balance December 31, 1988	27,351.69
Beaches and Boardwalks		Total 2,664,460		PROPERTY ACQUIRED BY DEED OR FORECLOSURE	
Parks, Playgrounds, Shade Trees	177,400.00	ISSUED AND OUTSTANDING		Balance January 1, 1988	1,019,817.34
Land Reclamation & Conservation	3,454.80	School 367,000.00		Transfers From Taxes or Liens	
Other Recreational Services	52,600.00	Self-Liquidating 440,000.00		Sale for Cash (1988)	
EDUCATION (excluding schools)		Other 1,660,460.83		Cancelled, Abated or Adjusted (1988)	
Libraries	76,000.00	Total 2,467,460.83		Balance December 31, 1988	1,019,817.34
Other Educational Services		EQUALIZED VALUATION BASIS		CURRENT FINANCES DECEMBER 31, 1988	
STATUTORY EXPENDITURES		FOR NET DEBT COMPUTATION		ASSETS	
Pensions & F. I. C. A.	328,000.00	REAL PROPERTY VALUATIONS		Cash Dec. 31, 1988	2,384,680.79
Employee Fringe Benefits	319,000.00	Code Class # of Parcels % VAL'N		Taxes Receivable	837,754.03
Other Statutory Expenditures	10,000.00	ASSESSED VALUATION		Tax Title Liens	27,351.69
CETA And Other Public Employment Programs		1 Vacant Land 1096 3.99		Foreclosed Property	1,019,817.34
MUNICIPAL FUNCTIONS TOTAL	5,388,948.61	2 Residential 2839 61.63		Emergencies & Other Deferred Charges	90,932.48
CAPITAL IMPROVEMENTS *MEMO*	20,000.00	3 Farm 94 1.45		State and Federal Aid Receivable	85,970.56
DEBT SERVICE		4a Commercial 245 20.26		Other Receivables	1,138.10
Principal Payments	157,939.54	4b Industrial 15 4.44		Total	4,447,644.99
Interest Payments	88,494.53	4c Apartments 30 8.23		LIABILITIES, RESERVES, AND SURPLUS	
		Total 4369		Cash Liabilities	1,352,788.91
DEFERRED CHARGES	507.64	Land Area 9.37 Sq. Miles		Reserves for Receivables	1,886,061.16
SCHOOL, COUNTY, SPECIAL DISTRICT TAXES	5,737,533.68	Net Valuation Taxable-Municipal		Surplus Dec. 31, 1988	1,208,794.92
RESERVE FOR UNCOLLECTED TAXES	484,740.00	Net Valuation Taxable-County		Total	4,447,644.99
EXPENDITURES TOTAL	11,858,264.00	State Equalized Valuation			
		State Equalization Ratio			

Population 1980 834
 Population 1988 1,626
 S & P Rating
 Moody Rating

General Tax Rate Per \$100.

1.40

State Equalized Tax Rate

1.85

GLEN GARDNER BORO. — HUNTERDON CO.

Form of Government:

Borough Council

Number of Members on Governing Body — 6

PER CAPITA

Grass Debt 740.37

Net Debt 116.85

Debt Service

Total Tax Levy 933.73

Municipal Expenditures 450.70

PER CENT

Grass Debt 2.36

Net Debt .37

Tax Levy Collected 93.22

Tax Levy Cancelled, Abated

or Adjusted 1.32

EXPENDITURES		REVENUES-REALIZED		1988 PROPERTY TAX	
GENERAL GOVERNMENT				STATE EQUALIZED TAX RATE	
Governing Body & Public Boards		1988 Property Taxes Collected	1,410,332.71	Local District School Taxes .64	494,304.00
Municipal Clerk		1988 Payments in Lieu of Taxes	11,104.00	Regional & Consolidated School Tax .28	214,712.96
Financial Administration	10,550.00	Delinquent Tax & Lien Collections	50,095.75	School Taxes in Municipal Budget	
Assessment of Taxes	7,500.00	Business Personalty Replacement Taxes	6,239.92	County Taxes .46	355,379.72
Collection of Taxes	9,500.00	Taxes from Public Utilities	43,692.00	County Library Taxes .02	17,796.32
Planning, Housing & Development	76,491.43	Other Miscellaneous Tax Revenues		Local Municipal Purpose Taxes .45	349,695.82
Human Resources		State Aid Revenues	33,113.13	Veteran & Senior Citizen Taxes	6,200.00
Elections		Federal Aid Revenues		Total Taxes for Rate Computation 1.85	1,438,539.32
General Administration (other)	137,594.44	State and Local Fiscal Assistance Act Utilized		Special District Taxes	
JUDICIARY		Sale of Acquired Property		Bank Corp. Taxes	8,535.68
Municipal Courts	16,000.00	Other Miscellaneous Revenues	102,423.75	Added and Omitted Taxes	77,405.53
PUBLIC SAFETY		Total	1,707,006.31	Total Taxes Levied - ABSTRACT	1,513,330.53
Fire Protection	13,005.12	Prior Years Surplus Appropriated	165,000.00	Total Taxes Billed	1,512,930.18
Police Protection	6,000.00	REVENUES TOTAL	1,372,006.31	1988 TAXES COLLECTED	1,410,332.71
Civil Defense & Disaster Control	100.00	Reserve For Uncollected Taxes	100,000.00	1988 Taxes Cancelled, Abated or Adjusted	27,576.60
Environmental Inspection & Control		CAPITAL OUTLAY TOTAL	30,570.14	Transfer to Tax Title Liens or Foreclosed	7,407.40
Other Public Safety				Balance Outstanding Dec. 31, 1988	67,614.47
PUBLIC WORKS				PRIOR YEARS TAXES OUTSTANDING	
Streets and Drainage	137,234.00	Public Enterprises	23,924.23	Balance January 1, 1988	41,937.70
Sewers and Sewage Processing	174,000.00	Recreation—Culture		Collected in 1988	41,063.36
Garbage and Trash Disposal		Public Works	3,977.76	Cancelled, Abated or Adjusted 1988	263.73
Public Buildings and Grounds	20,000.00	Buildings and Grounds	2,653.15	Transfers to Tax Title Liens or Foreclosed	
Other Public Works		Library and Education		Balance December 31, 1988	614.11
HEALTH and WELFARE		Conservation		TAX TITLE LIENS OUTSTANDING	
Health Services Except Environmental	2,500.00	All Other		Balance January 1, 1988	20,996.86
Welfare-Public Assistance	2,705.00	CAPITAL DEBT AUTHORIZED, DECEMBER 31, 1988		Transfer From Taxes	7,407.40
Hospitals, Clinics, First Aid		ISSUED AND UNISSUED	GROSS DEBT	Redeemed in 1988	9,031.39
Animal, Insect, & Rodent Control		School	126,985	Cancelled, Abated or Adjusted (1988)	1,463.02
Other Welfare Services		Self-liquidating	886,856	Transfers to Foreclosed Property	
RECREATION and CONSERVATION		Other	190,000	Balance December 31, 1988	17,904.35
Beaches and Boardwalks		Total	1,203,842	PROPERTY ACQUIRED BY DEED OR FORECLOSURE	
Parks, Playgrounds, Shade Trees	2,500.00	ISSUED AND OUTSTANDING		Balance January 1, 1988	25,150.00
Land Reclamation & Conservation	2,700.00	School	35,911.74	Transfers From Taxes or Liens	
Other Recreational Services		Self-Liquidating	499,755.90	Sale for Cash (1988)	
EDUCATION (excluding schools)		Other		Cancelled, Abated or Adjusted (1988)	
Libraries		Total	535,663.64	Balance December 31, 1988	25,150.00
Other Educational Services		EQUALIZED VALUATION BASIS		CURRENT FINANCES DECEMBER 31, 1988	
STATUTORY EXPENDITURES		FOR NET DEBT COMPUTATION	51,021,549	ASSETS	
Pensions & F. I. C. A.	6,595.00	REAL PROPERTY VALUATIONS		Cash Dec. 31, 1988	767,917.19
Employee Fringe Benefits		Code Class # of Parcels % VAL'N	ASSESSED VALUATION	Taxes Receivable	63,224.52
Other Statutory Expenditures	500.00	1 Vacant Land 62 4.87	4,973,600.00	Tax Title Liens	17,904.35
CETA And Other Public Employment Programs		2 Residential 659 37.68	89,567,553.00	Foreclosed Property	25,150.00
MUNICIPAL FUNCTIONS TOTAL	625,524.99	3 Farm 29 1.94	1,934,798.00	Emergencies & Other Deferred Charges	72,000.00
CAPITAL IMPROVEMENTS *MEMO*	45,000.00	4a Commercial 20 4.30	4,393,600.00	State and Federal Aid Receivable	390.23
DEBT SERVICE		4b Industrial 1 .54	554,000.00	Other Receivables	113,561.95
Principal Payments		4c Apartments 3 .66	671,800.00	Total	1,070,943.30
Interest Payments		Total 774	102,150,361.00	LIABILITIES, RESERVES, AND SURPLUS	
DEFERRED CHARGES	7,307.83	Land Area 1.46 Sq. Miles		Cash Liabilities	567,924.53
SCHOOL, COUNTY, SPECIAL DISTRICT TAXES	1,082,693.50	Net Valuation Taxable-Municipal	102,537,475	Reserves for Receivables	230,140.88
RESERVE FOR UNCOLLECTED TAXES	100,000.00	Net Valuation Taxable-County	79,537,440	Surplus Dec. 31, 1988	272,332.89
EXPENDITURES TOTAL	1,815,526.37	State Equalized Valuation	7,604,103	Total	1,070,943.30
		State Equalization Ratio	132.29		

0708

Population 1980 7,855

Population 1988 7,772

S & P Rating

Moody Rating

General Tax Rate Per \$100.

5.66

State Equalized Tax Rate

2.50

GLEN RIDGE BORO. - TWP. - ESSEX COUNTY**Form of Government:****Borough Council****Number of Members on Governing Body - 6****PER CAPITA:**

Gross Debt 63.95

Net Debt

Debt Service

Total Tax Levy 1,772.31

Municipal Expenditures 667.73

PER CENT:

Gross Debt .11

Net Debt

Tax Levy Collected 98.67

Tax Levy Cancelled, Abated
or Adjusted .11

EXPENDITURES		REVENUES-REALIZED		1988 PROPERTY TAX	
GENERAL GOVERNMENT				STATE EQUALIZED TAX RATE	
Governing Body & Public Boards		1988 Property Taxes Collected	13,575,067.75	Local District School Taxes	1.15 6,337,301.75
Municipal Clerk		1988 Payments in Lieu of Taxes		Regional & Consolidated School Tax	
Financial Administration	48,001.00	Delinquent Tax & Lien Collections	111,244.75	School Taxes in Municipal Budget	
Assessment of Taxes	17,099.00	Business Personalty Replacement Taxes	42,030.28	County Taxes	.65 3,590,742.94
Collection of Taxes	32,395.00	Taxes from Public Utilities	322,278.00	County Library Taxes	
Planning, Housing & Development	33,250.00	Other Miscellaneous Tax Revenues		Local Municipal Purpose Taxes	.69 3,792,933.00
Human Resources	29,753.11	State Aid Revenues	36,676.46	Veteran & Senior Citizen Taxes	36,750.00
Elections	2,230.00	Federal Aid Revenues		Total Taxes for Rate Computation	2.49 13,757,727.69
General Administration (other)	423,733.00	State and Local Fiscal Assistance Act Utilized		Special District Taxes	
JUDICIARY		Sale of Acquired Property		Bank Corp. Taxes	27,363.81
Municipal Courts	56,500.00	Other Miscellaneous Revenues	560,209.32	Added and Omitted Taxes	26,014.85
PUBLIC SAFETY		Total	14,697,506.56	Total Taxes Levied - ABSTRACT	13,774,356.35
Fire Protection	8,668.30	Prior Years Surplus Appropriated	335,000.00	Total Taxes Billed	13,758,508.29
Police Protection	1,435,138.94	REVENUES TOTAL	15,032,506.56	1988 TAXES COLLECTED	13,575,067.75
Civil Defense & Disaster Control		Reserve For Uncollected Taxes	170,490.36	1988 Taxes Cancelled, Abated or Adjusted	15,151.82
Environmental Inspection & Control	11,435.00	CAPITAL OUTLAY TOTAL	361,849.16	Transfer to Tax Title Liens or Foreclosed	5,906.21
Other Public Safety				Balance Outstanding Dec. 31, 1988	162,382.51
PUBLIC WORKS				PRIOR YEARS TAXES OUTSTANDING	
Streets and Drainage	405,515.00	Public Enterprises		Balance January 1, 1988	114,596.30
Sewers and Sewage Processing	178,020.00	Recreation—Culture		Collected in 1988	111,244.75
Garbage and Trash Disposal	1,130,000.00	Public Works	79,300.12	Cancelled, Abated or Adjusted 1988	
Public Buildings and Grounds	73,000.00	Buildings and Grounds	282,549.04	Transfers to Tax Title Liens or Foreclosed	3,344.81
Other Public Works		Library and Education		Balance December 31, 1988	6.74
HEALTH and WELFARE		Conservation		TAX TITLE LIENS OUTSTANDING	
Health Services Except Environmental	20,777.00	All Other		Balance January 1, 1988	31,531.22
Welfare-Public Assistance	7,620.00	CAPITAL DEBT AUTHORIZED, DECEMBER 31, 1988		Transfer From Taxes	9,330.01
Hospitals, Clinics, First Aid		ISSUED AND UNISSUED GROSS DEBT NET DEBT		Redeemed in 1988	
Animal, Insect, & Rodent Control		School 497,000		Cancelled, Abated or Adjusted (1988)	
Other Welfare Services		Self-liquidating		Transfers to Foreclosed Property	
RECREATION and CONSERVATION		Other		Balance December 31, 1988	40,861.23
Beaches and Boardwalks		Total 497,000		PROPERTY ACQUIRED BY DEED OR FORECLOSURE	
Parks, Playgrounds, Shade Trees	102,930.00	ISSUED AND OUTSTANDING		Balance January 1, 1988	410.00
Land Reclamation & Conservation		School	497,000.00	Transfers From Taxes or Liens	
Other Recreational Services	60,300.00	Self-liquidating		Sale for Cash (1988)	
EDUCATION (excluding schools)		Other		Cancelled, Abated or Adjusted (1988)	
Libraries	154,545.64	Total	497,000.00	Balance December 31, 1988	410.00
Other Educational Services		EQUALIZED VALUATION BASIS		CURRENT FINANCES DECEMBER 31, 1988	
STATUTORY EXPENDITURES		FOR NET DEBT COMPUTATION	457,887,515	ASSETS	
Pensions & F. I. C. A.	396,131.15	REAL PROPERTY VALUATIONS		Cash Dec. 31, 1988	2,894,509.69
Employee Fringe Benefits	181,950.00	Code Class # of Parcels % VAL'N ASSESSED VALUATION		Taxes Receivable	162,389.25
Other Statutory Expenditures		1 Vacant Land 18 .13 320,700.00		Tax Title Liens	40,861.23
CETA And Other Public Employment Programs		2 Residential 2225 91.11 220,273,400.00		Foreclosed Property	410.00
MUNICIPAL FUNCTIONS TOTAL	4,809,142.64	3 Farm		Emergencies & Other Deferred Charges	40,500.00
CAPITAL IMPROVEMENTS *MEMO*	100,000.00	4a Commercial 14 5.20 12,577,200.00		State and Federal Aid Receivable	
DEBT SERVICE		4b Industrial 1 .15 372,000.00		Other Receivables	21,275.06
Principal Payments		4c Apartments 2 3.40 8,224,700.00		Total	3,159,945.23
Interest Payments		Total 2260 241,768,000.00		LIABILITIES, RESERVES, AND SURPLUS	
DEFERRED CHARGES	210,000.00	Land Area 1.30 Sq. Miles		Cash Liabilities	2,537,736.98
SCHOOL, COUNTY, SPECIAL DISTRICT TAXES	9,928,044.69	Net Valuation Taxable-Municipal	242,622,300	Reserves for Receivables	224,935.54
RESERVE FOR UNCOLLECTED TAXES	170,490.36	Net Valuation Taxable-County	465,659,461	Surplus Dec. 31, 1988	397,272.71
EXPENDITURES TOTAL	15,117,577.69	State Equalized Valuation	547,964,506	Total	3,159,945.23
		State Equalization Ratio	44.19		

1.57

Number of Members on Governing Body – 6

Gross Debt	- 63
Net Debt	- 53
Tax Levy Collected	98 - 07
Tax Levy Cancelled, Abated or Adjusted	- 15

247

Population 1980 45,156
Population 1988 52,643

S & P Rating
Moody Rating AAA

General Tax Rate Per \$100.

5.67

State Equalized Tax Rate

2.67

Form of Government:

Special Charter (P.L. 1868 c. 44)

Number of Members on Governing Body - 7

Gross Debt 504.23
Net Debt 345.40
Debt Service 32.10
Total Tax Levy 683.61
Municipal Expenditures 301.91

Gross Debt 2.51
Net Debt 1.72
Tax Levy Collected 95.21
Tax Levy Cancelled, Abated or Adjusted .13

EXPENDITURES		REVENUES-REALIZED		1988 PROPERTY TAX	
GENERAL GOVERNMENT				STATE EQUALIZED TAX RATE	
Governing Body & Public Boards	113,177.00	1988 Property Taxes Collected	34,497,663.00	Local District School Taxes	79 9,828,361.50
Municipal Clerk	131,641.00	1988 Payments in Lieu of Taxes	85,000.00	Regional & Consolidated School Tax	37 4,562,797.87
Financial Administration	102,690.00	Delinquent Tax & Lien Collections	1,812,827.00	School Taxes in Municipal Budget	
Assessment of Taxes	85,563.00	Business Personalty Replacement Taxes	156,114.00	County Taxes	91 11,249,328.00
Collection of Taxes	106,745.00	Taxes from Public Utilities	2,641,171.00	County Library Taxes	02 295,684.00
Planning, Housing & Development	117,251.00	Other Miscellaneous Tax Revenues	1,462,222.00	Local Municipal Purpose Taxes	57 7,081,748.00
Human Resources	453,978.00	State Aid Revenues		Veteran & Senior Citizen Taxes	
Elections		Federal Aid Revenues	16,837.00	Total Taxes for Rate Computation	2.66 33,416,219.37
General Administration (other)	2,351,700.00	State and Local Fiscal Assistance Act Utilized		Special District Taxes	
JUDICIARY		Sale of Acquired Property	1,375,485.00	Bank Corp. Taxes	1,792,346.00
Municipal Courts	181,710.00	Other Miscellaneous Revenues	42,047,319.00	Added and Omitted Taxes	33,405.00
PUBLIC SAFETY		Prior Years Surplus Appropriated	1,700,000.00	Total Taxes Levied - ABSTRACT	1,410,042.00
Fire Protection	2,461.00	REVENUES TOTAL	43,747,319.00	Total Taxes Billed	36,253,712.37
Police Protection	3,389,262.00	Reserve For Uncollected Taxes	1,812,395.00	1988 TAXES COLLECTED	36,233,923.00
Civil Defense & Disaster Control	17,093.00	CAPITAL OUTLAY TOTAL	2,798,440.00	1988 Taxes Cancelled, Abated or Adjusted	34,497,663.00
Environmental Inspection & Control	49,930.00			Transfer to Tax Title Liens or Foreclosed	45,957.00
Other Public Safety				Balance Outstanding Dec. 31, 1988	98,928.00
PUBLIC WORKS					1,591,375.00
Streets and Drainage	532,109.00	Public Enterprises		PRIOR YEARS TAXES OUTSTANDING	
Sewers and Sewage Processing		Recreation--Culture	271,250.00	Balance January 1, 1988	1,671,979.00
Garbage and Trash Disposal	3,014,718.00	Public Works	1,223,657.00	Collected in 1988	1,440,571.00
Public Buildings and Grounds	184,442.00	Buildings and Grounds	1,303,533.00	Cancelled, Abated or Adjusted 1988	1,150.00
Other Public Works	50,803.00	Library and Education		Transfers to Tax Title Liens or Foreclosed	229,792.00
HEALTH and WELFARE		Conservation		Balance December 31, 1988	466.00
Health Services Except Environmental	7,625.00	All Other		TAX TITLE LIENS OUTSTANDING	
Welfare-Public Assistance	20,524.00	CAPITAL DEBT AUTHORIZED, DECEMBER 31, 1988		Balance January 1, 1988	629,791.00
Hospitals, Clinics, First Aid		ISSUED AND UNISSUED GROSS DEBT		Transfer From Taxes	352,314.00
Animal, Insect, & Rodent Control		School	3,362,074	Redeemed in 1988	372,256.00
Other Welfare Services		Self-liquidating		Cancelled, Abated or Adjusted (1988)	
RECREATION and CONSERVATION		Other	13,184,447	Transfers to Foreclosed Property	7,484.00
Beaches and Boardwalks		Total	26,546,521	Balance December 31, 1988	602,365.00
Parks, Playgrounds, Shade Trees	25,200.00	ISSUED AND OUTSTANDING		PROPERTY ACQUIRED BY DEED OR FORECLOSURE	
Land Reclamation & Conservation		School	8,362,074.81	Balance January 1, 1988	708,094.00
Other Recreational Services	31,725.00	Self-Liquidating		Transfers From Taxes or Liens	
EDUCATION (excluding schools)		Other	17,805,000.00	Sale for Cash (1988)	
Libraries		Total	26,167,074.81	Cancelled, Abated or Adjusted (1988)	
Other Educational Services	53,150.00	EQUALIZED VALUATION BASIS		Balance December 31, 1988	708,094.00
STATUTORY EXPENDITURES		FOR NET DEBT COMPUTATION	1,059,249.371	CURRENT FINANCES DECEMBER 31, 1988	
Pensions & F. I. C. A.	274,388.00	REAL PROPERTY VALUATIONS		ASSETS	
Employee Fringe Benefits	436,700.00	Code Class # of Parcels % VAL'N		Cash Dec. 31, 1988	3,298,433.00
Other Statutory Expenditures	1,000.00	1 Vacant Land 2885 3.65	21,039,874.00	Taxes Receivable	1,591,841.00
CETA and Other Public Employment Programs		2 Residential 13722 80.56	464,102,135.00	Tax Title Liens	602,365.00
MUNICIPAL FUNCTIONS TOTAL	12,341,650.00	3 Farm 138 .39	2,238,779.00	Foreclosed Property	708,094.00
CAPITAL IMPROVEMENTS *MEMO*	100,000.00	4a Commercial 397 7.89	45,450,896.00	Emergencies & Other Deferred Charges	86,393.00
DEBT SERVICE		4b Industrial 26 1.50	8,658,000.00	State and Federal Aid Receivable	
Principal Payments	745,000.00	4c Apartments 35 6.01	34,603,880.00	Other Receivables	326,838.00
Interest Payments	944,837.00	Total	576,093,564.00	Total	6,613,964.00
DEFERRED CHARGES	51,045.00	Land Area 23.14 Sq. Miles		LIABILITIES, RESERVES, AND SURPLUS	
SCHOOL, COUNTY, SPECIAL DISTRICT TAXES	27,728,517.37	Net Valuation Taxable-Municipal	582,087,956	Cash Liabilities	1,641,434.00
RESERVE FOR UNCOLLECTED TAXES	1,812,395.00	Net Valuation Taxable-County	1,091,066,121	Reserves for Receivables	3,229,138.00
EXPENDITURES TOTAL	43,623,494.37	State Equalized Valuation	1,230,683,091	Surplus Dec. 31, 1988	1,743,392.00
		State Equalization Ratio	47.04	Total	6,613,964.00

0414

Population 1980 13,121
 Population 1988 13,069
 S & P Rating
 Moody Rating AAA

General Tax Rate Per \$100. 5.19
 State Equalized Tax Rate 2.71

GLOUCESTER TOWNSHIP - CAMDEN CO.
Form of Government:
Mayor-Council Plan B (OMCL 50)
Number of Members on Governing Body - 7

PER CAPITA: 231.31
 Gross Debt 1.38
 Net Debt .85
 Debt Service 4.72
 Total Tax Levy 531.46
 Municipal Expenditures 455.30
 PER CENT: Gross Debt 1.38
 Net Debt .85
 Tax Levy Collected 93.46
 Tax Levy Cancelled, Abated or Adjusted

EXPENDITURES		REVENUES-REALIZED		1988 PROPERTY TAX	
GENERAL GOVERNMENT				STATE EQUALIZED TAX RATE 1.02	
Governing Body & Public Boards		1988 Property Taxes Collected	6,479,666.58	Local District School Taxes	2,597,494.97
Municipal Clerk	138,452.80	1988 Payments in Lieu of Taxes		Regional & Consolidated School Tax	
Financial Administration	15,830.00	Delinquent Tax & Lien Collections	520,168.51	School Taxes in Municipal Budget	
Assessment of Taxes	42,973.00	Business Personalty Replacement Taxes	372,857.72	County Taxes	2,512,705.00
Collection of Taxes	20,000.00	Taxes from Public Utilities	1,715,484.00	County Library Taxes	
Planning, Housing & Development	147,978.36	Other Miscellaneous Tax Revenues		Local Municipal Purpose Taxes	1,753,289.26
Human Resources	8,600.00	State Aid Revenues	389,965.62	Veteran & Senior Citizen Taxes	216,000.00
Elections	471,474.00	Federal Aid Revenues		Total Taxes for Rate Computation	7,086,689.23
General Administration (other)		State and Local Fiscal Assistance Act Utilized	893.00	Special District Taxes	
JUDICIARY		Sale of Acquired Property		Bank Corp. Taxes	14,378.09
Municipal Courts	90,738.97	Other Miscellaneous Revenues	636,573.38	Added and Omitted Taxes	62,095.33
PUBLIC SAFETY		Total	10,135,614.31	Total Taxes Levied - ABSTRACT	6,945,562.65
Fire Protection	526,396.55	Prior Years Surplus Appropriated	671,012.40	Total Taxes Billed	6,932,702.79
Police Protection	1,204,552.39	REVENUES TOTAL	10,806,626.71	1988 TAXES COLLECTED	6,479,666.58
Civil Defense & Disaster Control	200.00	Reserve For Uncollected Taxes	731,311.82	1988 Taxes Cancelled, Abated or Adjusted	
Environmental Inspection & Control	97,016.23	CAPITAL OUTLAY TOTAL	725,806.27	Transfer to Tax Title Liens or Foreclosed	57,316.72
Other Public Safety				Balance Outstanding Dec. 31, 1988	395,919.48
PUBLIC WORKS				PRIOR YEARS TAXES OUTSTANDING	
Streets and Drainage	907,930.00	Public Enterprises	162,199.09	Balance January 1, 1988	542,146.78
Sewers and Sewage Processing		Recreation—Culture	38,473.06	Collected in 1988	490,743.91
Garbage and Trash Disposal	324,764.29	Public Works	308,255.47	Cancelled, Abated or Adjusted 1988	
Public Buildings and Grounds	93,761.00	Buildings and Grounds	216,378.65	Transfers to Tax Title Liens or Foreclosed	
Other Public Works		Library and Education		Balance December 31, 1988	51,197.37
HEALTH and WELFARE		Conservation		TAX TITLE LIENS OUTSTANDING	
Health Services Except Environmental	14,209.00	All Other		Balance January 1, 1988	161,111.41
Welfare-Public Assistance	39,438.00	CAPITAL DEBT AUTHORIZED, DECEMBER 31, 1988		Transfer From Taxes	57,316.72
Hospitals, Clinics, First Aid		ISSUED AND UNISSUED		Redeemed in 1988	29,219.60
Animal, Insect, & Rodent Control		School	421,000	Cancelled, Abated or Adjusted (1988)	
Other Welfare Services		Self-Liquidating	1,597,500	Transfers to Foreclosed Property	
RECREATION and CONSERVATION		Other	1,004,553	Balance December 31, 1988	189,203.53
Beaches and Boardwalks		Total	3,023,053	PROPERTY ACQUIRED BY DEED OR	
Parks, Playgrounds, Shade Trees	103,649.15			FORECLOSURE	
Land Reclamation & Conservation		ISSUED AND OUTSTANDING		Balance January 1, 1988	623,500.00
Other Recreational Services	40,499.00	School	421,000.00	Transfers From Taxes or Liens	
EDUCATION (excluding schools)		Self-Liquidating		Sale for Cash (1988)	
Libraries	199,559.00	Other	177,600.00	Cancelled, Abated or Adjusted (1988)	
Other Educational Services		Total	618,600.00	Balance December 31, 1988	623,500.00
STATUTORY EXPENDITURES		EQUALIZED VALUATION BASIS		CURRENT FINANCES DECEMBER 31, 1988	
Pensions & F. I. C. A.	421,151.57	FOR NET DEBT COMPUTATION	218,962,540	ASSETS	
Employee Fringe Benefits	203,000.00	REAL PROPERTY VALUATIONS		Cash Dec. 31, 1988	665,456.44
Other Statutory Expenditures		Code Class # of Parcels % VAL'N	ASSESSED VALUATION	Taxes Receivable	447,117.35
CETA And Other Public Employment Programs		1 Vacant Land 328 2.12	2,712,100.00	Tax Title Liens	189,203.53
MUNICIPAL FUNCTIONS		2 Residential 363 60.05	76,649,100.00	Foreclosed Property	623,500.00
CAPITAL IMPROVEMENTS *MEMO*	76,000.00	3 Farm		Emergencies & Other Deferred Charges	39,050.64
DEBT SERVICE		4a Commercial 343 25.29	32,279,100.00	State and Federal Aid Receivable	
Principal Payments	49,400.00	4b Industrial 42 9.34	11,924,300.00	Other Receivables	458,219.39
Interest Payments	12,315.70	4c Apartments 14 3.20	4,037,800.00	Total	2,422,552.35
		Total 4365	127,652,400.00	LIABILITIES, RESERVES, AND SURPLUS	
DEFERRED CHARGES		Land Area 2.32 Sq. Miles		Cash Liabilities	563,370.66
SCHOOL, COUNTY, SPECIAL DISTRICT TAXES	5,110,399.97	Net Valuation Taxable-Municipal	132,462,025	Reserves for Receivables	1,718,045.27
RESERVE FOR UNCOLLECTED TAXES	731,311.82	Net Valuation Taxable-County	245,254,577	Surplus Dec. 31, 1988	140,636.42
EXPENDITURES		State Equalized Valuation	249,443,184	Total	2,422,552.35
TOTAL	11,060,696.24	State Equalization Ratio	52.18		

1903	
Population 1980	2,450
Population 1988	2,678
S & P Rating	
Moody Rating	
General Tax Rate Per \$100.	3.69
State Equalized Tax Rate	1.83

GREEN TOWNSHIP – SUSSEX COUNTY

Form of Government:

Township Committee

Number of Members on Governing Body – 3

PER CAPITA:		PER CENT:	
Gross Debt	103.78	Gross Debt	.21
Net Debt	22.37	Net Debt	.05
Debt Service	13.24	Tax Levy Collected	95.36
Total Tax Levy	1,137.24	Tax Levy Cancelled, Abated or Adjusted	1.02
Municipal Expenditures	293.37		

EXPENDITURES		REVENUES-REALIZED		1988 PROPERTY TAX	
GENERAL GOVERNMENT				STATE EQUALIZED TAX RATE	1.13
Governing Body & Public Boards		1988 Property Taxes Collected	2,908,495.32	Local District School Taxes	1,838,349.00
Municipal Clerk	20,300.00	1988 Payments in Lieu of Taxes		Regional & Consolidated School Tax	
Financial Administration	9,774.00	Delinquent Tax & Lien Collections	96,425.79	School Taxes in Municipal Budget	
Assessment of Taxes	14,310.00	Business Personalty Replacement Taxes	25,218.36	County Taxes	.51 *
Collection of Taxes	23,920.00	Taxes from Public Utilities	110,219.00	County Library Taxes	.04
Planning, Housing & Development		Other Miscellaneous Tax Revenues		Local Municipal Purpose Taxes	.14
Human Resources		State Aid Revenues	14,484.10	Veteran & Senior Citizen Taxes	
Elections		Federal Aid Revenues		Total Taxes for Rate Computation	1.82
General Administration (other)	167,750.00	State and Local Fiscal Assistance Act Utilized		Special District Taxes	
JUDICIARY		Sale of Acquired Property		Bank Corp. Taxes	
Municipal Courts	14,050.00	Other Miscellaneous Revenues	239,284.29	Added and Omitted Taxes	81,826.07
PUBLIC SAFETY		Total	3,394,126.86	Total Taxes Levied - ABSTRACT	3,045,530.07
Fire Protection	19,738.00	Prior Years Surplus Appropriated	211,531.43	Total Taxes Billed	3,049,973.32
Police Protection	16,000.00	REVENUES	3,605,658.29	1988 TAXES COLLECTED	2,908,495.32
Civil Defense & Disaster Control	600.00	Reserve For Uncollected Taxes	159,585.34	1988 Taxes Cancelled, Abated or Adjusted	31,009.84
Environmental Inspection & Control	11,303.00	CAPITAL OUTLAY	183,280.01	Transfer to Tax Title Liens or Foreclosed	3,446.46
Other Public Safety		TOTAL	183,280.01	Balance Outstanding Dec. 31, 1988	107,021.70
PUBLIC WORKS				PRIOR YEARS TAXES OUTSTANDING	
Streets and Drainage	165,630.00	Public Enterprises		Balance January 1, 1988	97,962.25
Sewers and Sewage Processing	39,550.78	Recreation—Culture		Collected in 1988	95,865.82
Garbage and Trash Disposal	3,000.00	Public Works	153,899.56	Cancelled, Abated or Adjusted 1988	1,892.03
Public Buildings and Grounds	17,500.00	Buildings and Grounds	29,380.45	Transfers to Tax Title Liens or Foreclosed	
Other Public Works		Library and Education		Balance December 31, 1988	204.40
HEALTH and WELFARE		Conservation		TAX TITLE LIENS OUTSTANDING	
Health Services Except Environmental	600.00	All Other		Balance January 1, 1988	2,868.49
Welfare-Public Assistance		CAPITAL DEBT AUTHORIZED, DECEMBER 31, 1988		Transfer From Taxes	671.58
Hospitals, Clinics, First Aid		ISSUED AND UNISSUED		Redeemed in 1988	559.97
Animal, Insect, & Rodent Control	2,000.00	School	218,000	Cancelled, Abated or Adjusted (1988)	
Other Welfare Services		Self-liquidating	59,917	Transfers to Foreclosed Property	
RECREATION and CONSERVATION		Other	59,917	Balance December 31, 1988	2,980.10
Beaches and Boardwalks		Total	277,917	PROPERTY ACQUIRED BY DEED OR FORECLOSURE	
Parks, Playgrounds, Shade Trees		ISSUED AND OUTSTANDING		Balance January 1, 1988	579,916.48
Land Reclamation & Conservation	500.00	School	218,000.00	Transfers From Taxes or Liens	2,774.88
Other Recreational Services	12,600.00	Self-liquidating		Sale for Cash (1988)	
EDUCATION (excluding schools)		Other	59,917.00	Cancelled, Abated or Adjusted (1988)	
Libraries		Total	277,917.00	Balance December 31, 1988	582,691.36
Other Educational Services		EQUALIZED VALUATION BASIS		CURRENT FINANCES DECEMBER 31, 1988	
STATUTORY EXPENDITURES		FOR NET DEBT COMPUTATION	130,969,189	ASSETS	
Pensions & F. I. C. A.	24,922.89	REAL PROPERTY VALUATIONS		Cash Dec. 31, 1988	910,929.96
Employee Fringe Benefits	26,000.00	Code Class # of Parcels % VAL'N	ASSESSED VALUATION	Taxes Receivable	107,226.10
Other Statutory Expenditures	500.00	1 Vacant Land 285 7.25	5,812,790.00	Tax Title Liens	2,980.10
CETA And Other Public Employment Programs		2 Residential 692 70.76	56,696,800.00	Foreclosed Property	582,691.36
MUNICIPAL FUNCTIONS	590,598.67	3 Farm 315 15.65	12,545,536.00	Emergencies & Other Deferred Charges	105.18
CAPITAL IMPROVEMENTS	50,000.00	4a Commercial 13 1.59	1,276,500.00	State and Federal Aid Receivable	490.71
DEBT SERVICE		4b Industrial 10 4.74	3,796,200.00	Other Receivables	
Principal Payments	27,961.00	4c Apartments		Total	1,604,423.41
Interest Payments	7,492.16	Total	80,127,826.00	LIABILITIES, RESERVES, AND SURPLUS	
DEFERRED CHARGES		Land Area 15.80 Sq. Miles		Cash Liabilities	492,465.53
SCHOOL, COUNTY, SPECIAL DISTRICT TAXES	2,730,424.00	Net Valuation Taxable-Municipal	80,444,369	Reserves for Receivables	692,897.56
RESERVE FOR UNCOLLECTED TAXES	159,535.34	Net Valuation Taxable-County	156,280,500	Surplus Dec. 31, 1988	419,060.32
EXPENDITURES	3,516,041.19	State Equalized Valuation	161,897,156	Total	1,604,423.41
		State Equalization Ratio	49.59		

*Includes County Health Service Taxes or County Vocational School Taxes. See Table 13.

Population 1980 4,640
 Population 1988 4,574
 S & P Rating
 Maady Rating A

General Tax Rate Per \$100. 3.43
 State Equalized Tax Rate 1.53

GREEN BROOK TWP. - SOMERSET COUNTY
Form of Government:
Township Committee
Number of Members on Governing Body - 5

PER CAPITA:
 Gross Debt 773.49
 Net Debt 499.17
 Debt Service 60.70
 Total Tax Levy 1,523.53
 Municipal Expenditures 516.50

PER CENT:
 Gross Debt .99
 Net Debt .53
 Tax Levy Collected 97.07
 Tax Levy Cancelled, Abated or Adjusted .23

EXPENDITURES		REVENUES-REALIZED		1988 PROPERTY TAX	
GENERAL GOVERNMENT				STATE EQUALIZED TAX RATE → .92	
Governing Body & Public Boards		1988 Property Taxes Collected	6,766,399.19	Local District School Taxes	3,952,011.50
Municipal Clerk	43,370.29	1988 Payments in Lieu of Taxes		Regional & Consolidated School Tax	
Financial Administration	107,627.00	Delinquent Tax & Lien Collections	143,421.00	School Taxes in Municipal Budget	
Assessment of Taxes	30,467.64	Business Personalty Replacement Taxes	75,136.24	County Taxes	1,814,352.22
Collection of Taxes	25,040.00	Taxes from Public Utilities	530,743.00	County Library Taxes	107,184.65
Planning, Housing & Development		Other Miscellaneous Tax Revenues		Local Municipal Purpose Taxes	909,911.67
Human Resources	1,022.85	State Aid Revenues	46,530.54	Veteran & Senior Citizen Taxes	42,550.00
Elections	240,937.56	Federal Aid Revenues		Total Taxes for Rate Computation	6,826,116.04
General Administration (other)		State and Local Fiscal Assistance Act Utilized		Special District Taxes	
JUDICIARY		Sale of Acquired Property		Bank Corp. Taxes	9,597.31
Municipal Courts	46,319.23	Other Miscellaneous Revenues	470,333.36	Added and Omitted Taxes	170,258.59
PUBLIC SAFETY		Total	8,037,618.83	Total Taxes Levied - ABSTRACT	6,969,322.44
Fire Protection	112,854.05	Prior Years Surplus Appropriated	363,537.30	Total Taxes Billed	6,970,464.63
Police Protection	681,593.87	REVENUES TOTAL	8,401,206.63	1988 TAXES COLLECTED	6,766,399.19
Civil Defense & Disaster Control	498.11	Reserve For Uncollected Taxes	207,110.63	1988 Taxes Cancelled, Abated or Adjusted	19,352.94
Environmental Inspection & Control	136,923.53			Transfer to Tax Title Liens or Foreclosed	2,335.83
Other Public Safety				Balance Outstanding Dec. 31, 1988	182,376.72
PUBLIC WORKS		CAPITAL OUTLAY TOTAL	244,279.61	PRIOR YEARS TAXES OUTSTANDING	
Streets and Drainage	115,863.26	Public Enterprises	23,034.62	Balance January 1, 1988	150,265.31
Sewers and Sewage Processing		Recreation—Culture		Collected in 1988	143,421.00
Garbage and Trash Disposal		Public Works	6,500.00	Cancelled, Abated or Adjusted 1988	1.63
Public Buildings and Grounds	34,034.00	Buildings and Grounds	214,694.99	Transfers to Tax Title Liens or Foreclosed	
Other Public Works		Library and Education		Balance December 31, 1988	1,342.63
HEALTH and WELFARE		Conservation		TAX TITLE LIENS OUTSTANDING	
Health Services Except Environmental	91,244.57	All Other		Balance January 1, 1988	20,711.87
Welfare-Public Assistance	9,068.60			Transfer From Taxes	2,335.83
Hospitals, Clinics, First Aid		CAPITAL DEBT AUTHORIZED, DECEMBER 31, 1988		Redeemed in 1988	
Animal, Insect, & Rodent Control	1,700.00	ISSUED AND UNISSUED		Cancelled, Abated or Adjusted (1988)	
Other Welfare Services		GROSS DEBT		Transfers to Foreclosed Property	
RECREATION and CONSERVATION		School	115,000	Balance December 31, 1988	23,047.70
Beaches and Boardwalks		Self-liquidating	1,419,875	PROPERTY ACQUIRED BY DEED OR FORECLOSURE	
Parks, Playgrounds, Shade Trees		Other	2,003,067	Balance January 1, 1988	154,950.00
Land Reclamation & Conservation	3,022.00	Total	3,537,942	Transfers From Taxes or Liens	
Other Recreational Services	7,925.00			Sale for Cash (1988)	70,000.00
EDUCATION (excluding schools)		ISSUED AND OUTSTANDING		Cancelled, Abated or Adjusted (1988)	
Libraries		School	115,000.00	Balance December 31, 1988	84,950.00
Other Educational Services		Self-Liquidating	1,240,000.00	CURRENT FINANCES DECEMBER 31, 1988	
STATUTORY EXPENDITURES		Other	1,771,500.00	ASSETS	
Pensions & F. I. C. A.	115,625.04	Total	3,126,500.00	Cash Dec. 31, 1988	1,172,296.97
Employee Fringe Benefits	56,409.98	EQUALIZED VALUATION BASIS		Taxes Receivable	184,219.40
Other Statutory Expenditures	3,453.16	FOR NET DEBT COMPUTATION		Tax Title Liens	23,047.70
CETA And Other Public Employment Programs		REAL PROPERTY VALUATIONS		Foreclosed Property	84,950.00
MUNICIPAL FUNCTIONS TOTAL	1,870,509.79	Code Class # of Parcels % VAL'N		Emergencies & Other Deferred Charges	90,747.00
CAPITAL IMPROVEMENTS *MEMO*	31,406.00	1 Vacant Land 282 4.03	7,965,500.00	State and Federal Aid Receivable	15,000.00
DEBT SERVICE		2 Residential 1410 70.10	138,557,550.00	Other Receivables	10,819.37
Principal Payments	165,000.00	3 Farm 3 .01	12,300.00	Total	1,581,080.94
Interest Payments	112,625.63	4a Commercial 169 24.17	47,770,500.00	LIABILITIES, RESERVES, AND SURPLUS	
		4b Industrial 10 1.70	3,361,800.00	Cash Liabilities	427,679.78
		4c Apartments		Reserves for Receivables	293,780.32
		Total 1874	197,667,650.00	Surplus Dec. 31, 1988	859,620.34
DEFERRED CHARGES	7,243.20	Land Area 4.60 Sq. Miles		Total	1,581,080.94
SCHOOL, COUNTY, SPECIAL DISTRICT TAXES	5,873,554.37	Net Valuation Taxable-Municipal	193,054,936		
RESERVE FOR UNCOLLECTED TAXES	207,110.63	Net Valuation Taxable-County	382,857,950		
EXPENDITURES TOTAL	8,236,043.62	State Equalized Valuation	428,239,392		
		State Equalization Ratio	46.20		

GREENWICH TWP. - CUMBERLAND CO.

Form of Government:

Township Committee

Number of Members on Governing Body - 3

PER CAPITA:

Gross Debt **779.27**

Net Debt **5.67**

Debt Service **7.74**

Total Tax Levy **947.51**

Municipal Expenditures **313.27**

PER CENT:

Gross Debt **2.54**

Net Debt **.02**

Tax Levy Collected **84.66**

Tax Levy Cancelled, Abated

or Adjusted **.16**

General Tax Rate Per \$100.

2.47

State Equalized Tax Rate

2.72

EXPENDITURES		REVENUES-REALIZED		1988 PROPERTY TAX	
GENERAL GOVERNMENT				STATE EQUALIZED TAX RATE	
Governing Body & Public Boards		1988 Property Taxes Collected	710,011.82	Local District School Taxes	.92 282,862.00
Municipal Clerk		1988 Payments in Lieu of Taxes		Regional & Consolidated School Tax	.58 178,477.88
Financial Administration	7,110.00	Delinquent Tax & Lien Collections	91,923.43	School Taxes in Municipal Budget	
Assessment of Taxes	10,800.00	Business Personalty Replacement Taxes	19,909.92	County Taxes	1.03 * 318,365.22
Collection of Taxes	3,060.00	Taxes from Public Utilities	47,097.00	County Library Taxes	
Planning, Housing & Development	1,530.00	Other Miscellaneous Tax Revenues		Local Municipal Purpose Taxes	.18 56,110.25
Human Resources		State Aid Revenues	8,462.33	Veteran & Senior Citizen Taxes	
Elections	1,000.00	Federal Aid Revenues		Total Taxes for Rate Computation	2.71 849,115.35
General Administration (other)	25,532.98	State and Local Fiscal Assistance Act Utilized		Special District Taxes	
JUDICIARY		Sale of Acquired Property		Bank Corp. Taxes	
Municipal Courts	4,750.00	Other Miscellaneous Revenues	33,675.44	Added and Omitted Taxes	
PUBLIC SAFETY		Total	911,084.94	Total Taxes Levied - ABSTRACT	919,086.35
Fire Protection	9,370.21	Prior Years Surplus Appropriated	72,683.76	Total Taxes Billed	838,706.26
Police Protection	7,620.00	REVENUES	983,768.70	1988 TAXES COLLECTED	710,011.82
Civil Defense & Disaster Control	3,410.00	Reserve For Uncollected Taxes	132,917.00	1988 Taxes Cancelled, Abated or Adjusted	1,375.03
Environmental Inspection & Control	5,159.00			Transfer to Tax Title Liens or Foreclosed	809,479.00
Other Public Safety				Balance Outstanding Dec. 31, 1988	119,224.62
PUBLIC WORKS		CAPITAL OUTLAY	TOTAL	PRIOR YEARS TAXES OUTSTANDING	
Streets and Drainage	11,864.05	Public Enterprises		Balance January 1, 1988	121,018.13
Sewers and Sewage Processing	904.02	Recreation—Culture		Collected in 1988	69,095.72
Garbage and Trash Disposal	50,531.93	Public Works		Cancelled, Abated or Adjusted 1988	
Public Buildings and Grounds	4,340.00	Buildings and Grounds		Transfers to Tax Title Liens or Foreclosed	2,321.12
Other Public Works		Library and Education		Balance December 31, 1988	49,601.29
HEALTH and WELFARE		Conservation		TAX TITLE LIENS OUTSTANDING	
Health Services Except Environmental	225.00	All Other		Balance January 1, 1988	44,829.22
Welfare-Public Assistance	960.00			Transfer From Taxes	10,559.63
Hospitals, Clinics, First Aid		CAPITAL DEBT AUTHORIZED, DECEMBER 31, 1988		Redeemed in 1988	22,832.71
Animal, Insect, & Rodent Control	1,360.00	ISSUED AND UNISSUED	GROSS DEBT	Cancelled, Abated or Adjusted (1988)	
Other Welfare Services		School	750,394	Transfers to Foreclosed Property	
RECREATION and CONSERVATION		Self-liquidating		Balance December 31, 1988	32,556.14
Beaches and Boardwalks		Other	5,500	PROPERTY ACQUIRED BY DEED OR	
Parks, Playgrounds, Shade Trees	2,700.00	Total	755,894	FORECLOSURE	
Land Reclamation & Conservation		ISSUED AND OUTSTANDING		Balance January 1, 1988	200.00
Other Recreational Services	1,400.00	School	501,662.88	Transfers From Taxes or Liens	
EDUCATION (excluding schools)		Self-Liquidating		Sale for Cash (1988)	
Libraries		Other	5,500.00	Cancelled, Abated or Adjusted (1988)	
Other Educational Services		Total	507,162.88	Balance December 31, 1988	200.00
STATUTORY EXPENDITURES		EQUALIZED VALUATION BASIS		CURRENT FINANCES DECEMBER 31, 1988	
Pensions & F. I. C. A.	3,650.00	FOR NET DEBT COMPUTATION	29,757,704	ASSETS	
Employee Fringe Benefits		REAL PROPERTY VALUATIONS		Cash Dec. 31, 1988	245,884.35
Other Statutory Expenditures	600.00	Code Class # of Parcels % VAL'N	ASSESSED VALUATION	Taxes Receivable	168,825.91
CETA And Other Public Employment Programs		1 Vacant Land 155 4.12	1,365,800.00	Tax Title Liens	32,556.14
MUNICIPAL FUNCTIONS	TOTAL	2 Residential 272 61.12	20,280,400.00	Foreclosed Property	200.00
CAPITAL IMPROVEMENTS	*MEMO*	3 Farm 189 28.12	9,329,100.00	Emergencies & Other Deferred Charges	15,202.35
DEBT SERVICE		4a Commercial 14 6.64	2,204,300.00	State and Federal Aid Receivable	
Principal Payments	5,500.00	4b Industrial		Other Receivables	13,574.24
Interest Payments	2,036.56	4c Apartments		Total	476,242.99
DEFERRED CHARGES	5,020.60	Total 630	33,179,600.00	LIABILITIES, RESERVES, AND SURPLUS	
SCHOOL, COUNTY, SPECIAL DISTRICT TAXES	779,705.10	Land Area 19.00 Sq. Miles		Cash Liabilities	173,216.04
RESERVE FOR UNCOLLECTED TAXES	132,917.00	Net Valuation Taxable-Municipal	33,649,540	Reserves for Receivables	215,156.29
EXPENDITURES	TOTAL	Net Valuation Taxable-County	27,048,080	Surplus Dec. 31, 1988	87,870.66
	1,083,576.45	State Equalized Valuation	30,834,724	Total	476,242.99
		State Equalization Ratio	109.27		

*Includes County Health Service Taxes or County Vocational School Taxes. See Table 13.

0807

Population 1980 5,404
 Population 1988 5,314
 S & P Rating
 Moody Rating

General Tax Rate Per \$100. 2.50
 State Equalized Tax Rate 1.85

GREENWICH TWP. — GLOUCESTER COUNTY
Form of Government:
Small Municipality Plan C (OMCL 50)
Number of Members on Governing Body — 5

PER CAPITA:
 Gross Debt 526.50
 Net Debt 463.84
 Debt Service 60.74
 Total Tax Levy 1,580.21
 Municipal Expenditures 689.71

PER CENT:
 Gross Debt .67
 Net Debt .59
 Tax Levy Collected 99.15
 Tax Levy Cancelled, Abated or Adjusted .18

EXPENDITURES		REVENUES-REALIZED		1988 PROPERTY TAX	
GENERAL GOVERNMENT				STATE EQUALIZED TAX RATE → .54	
Governing Body & Public Boards	29,800.00	1988 Property Taxes Collected 8,343,046.16		Local District School Taxes	2,350,426.50
Municipal Clerk	38,925.00	1988 Payments in Lieu of Taxes		Regional & Consolidated School Tax	
Financial Administration	68,270.00	Delinquent Tax & Lien Collections 64,434.19		School Taxes in Municipal Budget	
Assessment of Taxes	30,750.00	Business Personalty Replacement Taxes 323,108.23		County Taxes .74	3,328,251.73
Collection of Taxes	20,950.00	Taxes from Public Utilities 555,633.00		County Library Taxes .02	93,931.90
Planning, Housing & Development	41,400.00	Other Miscellaneous Tax Revenues		Local Municipal Purpose Taxes .45	2,015,257.52
Human Resources	4,700.00	State Aid Revenues 51,277.63		Veteran & Senior Citizen Taxes	89,450.00
Elections	3,000.00	Federal Aid Revenues 2,696.09		Total Taxes for Rate Computation 1.35	8,380,367.70
General Administration (other)	463,600.00	State and Local Fiscal Assistance Act Utilized		Special District Taxes	
JUDICIARY		Sale of Acquired Property		Bank Corp. Taxes	3,160.10
Municipal Courts	40,065.00	Other Miscellaneous Revenues 399,175.74		Added and Omitted Taxes	103,135.92
PUBLIC SAFETY		Total 9,809,371.09		Total Taxes Levied - ABSTRACT	8,397,213.72
Fire Protection	137,136.00	Prior Years Surplus Appropriated 242,500.00		Total Taxes Billed	8,414,516.97
Police Protection	772,305.00	REVENUES TOTAL 10,051,371.09		1988 TAXES COLLECTED	8,343,046.16
Civil Defense & Disaster Control	4,600.00	Reserve For Uncollected Taxes 206,356.44		1988 Taxes Cancelled, Abated or Adjusted	14,330.00
Environmental Inspection & Control	49,390.00	CAPITAL OUTLAY TOTAL 131,720.90		Transfer to Tax Title Liens or Foreclosed	3,057.50
Other Public Safety		Public Enterprises 101,663.75		Balance Outstanding Dec. 31, 1988	53,533.31
PUBLIC WORKS		Recreation—Culture 850.00		PRIOR YEARS TAXES OUTSTANDING	
Streets and Drainage	301,738.00	Public Works 43,311.20		Balance January 1, 1988	59,455.93
Sewers and Sewage Processing	260,800.00	Buildings and Grounds 35,895.95		Collected in 1988	58,993.43
Garbage and Trash Disposal	309,420.00	CAPITAL DEBT AUTHORIZED, DECEMBER 31, 1988		Cancelled, Abated or Adjusted 1988	
Public Buildings and Grounds	49,905.00	ISSUED AND UNISSUED GROSS DEBT NET DEBT		Transfers to Tax Title Liens or Foreclosed	254.01
Other Public Works	22,000.00	School 225,000		Balance December 31, 1988	208.49
HEALTH and WELFARE		Self-liquidating 319,500		TAX TITLE LIENS OUTSTANDING	
Health Services Except Environmental	16,175.00	Other 2,253,300		Balance January 1, 1988	20,481.53
Welfare-Public Assistance	3,000.00	Total 2,797,800		Transfer From Taxes	3,364.34
Hospitals, Clinics, First Aid		ISSUED AND OUTSTANDING		Redeemed in 1988	5,440.76
Animal, Insect, & Rodent Control	17,500.00	School 225,000.00		Cancelled, Abated or Adjusted (1988)	
Other Welfare Services	6,250.00	Self-liquidating 170,000.00		Transfers to Foreclosed Property	
RECREATION and CONSERVATION		Other 2,123,400.00		Balance December 31, 1988	13,405.11
Beaches and Boardwalks		EQUALIZED VALUATION BASIS FOR NET DEBT COMPUTATION 420,641,215		PROPERTY ACQUIRED BY DEED OR FORECLOSURE	
Parks, Playgrounds, Shade Trees	15,900.00	REAL PROPERTY VALUATIONS		Balance January 1, 1988	10,070.00
Land Reclamation & Conservation	1,500.00	Code Class # of Parcels % VAL'N		Transfers From Taxes or Liens	
Other Recreational Services	50,600.00	1 Vacant Land 249 2.33		Sale for Cash (1988)	
EDUCATION (excluding schools)		2 Residential 1635 24.06		Cancelled, Abated or Adjusted (1988)	
Libraries	43,600.00	3 Farm 66 .36		Balance December 31, 1988	10,070.00
Other Educational Services		4a Commercial 57 2.11		CURRENT FINANCES DECEMBER 31, 1988	
STATUTORY EXPENDITURES		4b Industrial 14 71.05		ASSETS	
Pensions & F. I. C. A.	200,000.00	4c Apartments 4 .03		Cash Dec. 31, 1988	1,412,115.10
Employee Fringe Benefits	79,700.00	Total 2076		Taxes Receivable	53,741.30
Other Statutory Expenditures	2,000.00	Land Area 9.44 Sq. Miles		Tax Title Liens	15,405.11
CETA And Other Public Employment Programs		Net Valuation Taxable-Municipal 332,359,242		Foreclosed Property	10,070.00
MUNICIPAL FUNCTIONS TOTAL 3,094,979.00		Net Valuation Taxable-County 424,626,115		Emergencies & Other Deferred Charges	30,103.49
CAPITAL IMPROVEMENTS *MEMO* 21,100.00		State Equalized Valuation 443,229,330		State and Federal Aid Receivable	3,713.27
DEBT SERVICE		State Equalization Ratio 74.11		Other Receivables	40,222.26
Principal Payments	134,600.00			Total	1,566,381.03
Interest Payments	133,150.00			LIABILITIES, RESERVES, AND SURPLUS	
DEFERRED CHARGES 41,050.06				Cash Liabilities	464,579.15
SCHOOL, COUNTY, SPECIAL DISTRICT TAXES 6,272,650.13				Reserves for Receivables	122,439.17
RESERVE FOR UNCOLLECTED TAXES 206,356.44				Surplus Dec. 31, 1988	981,352.71
EXPENDITURES TOTAL 9,937,835.68				Total	1,566,381.03

GREENWICH TOWNSHIP - WARREN CO.

Form of Government:

Township Committee

Number of Members on Governing Body - 3

PER CAPITA:

Gross Debt	25.31
Net Debt	25.31
Debt Service	10.17
Total Tax Levy	1,286.57
Municipal Expenditures	407.09

PER CENT:

Gross Debt	.06
Net Debt	.06
Tax Levy Collected	86.93
Tax Levy Cancelled, Abated or Adjusted	.62

General Tax Rate Per \$100.

2.05

State Equalized Tax Rate

2.09

EXPENDITURES		REVENUES-REALIZED		1988 PROPERTY TAX	
GENERAL GOVERNMENT				STATE EQUALIZED TAX RATE	
Governing Body & Public Boards		1988 Property Taxes Collected	1,992,410.09	Local District School Taxes	1.15
Municipal Clerk		1988 Payments in Lieu of Taxes		Regional & Consolidated School Tax	
Financial Administration	4,000.00	Delinquent Tax & Lien Collections	183,705.81	School Taxes in Municipal Budget	
Assessment of Taxes	23,467.56	Business Personalty Replacement Taxes	29,662.36	County Taxes	.69
Collection of Taxes	9,577.44	Taxes from Public Utilities	154,838.00	County Library Taxes	.03
Planning, Housing & Development	30,350.00	Other Miscellaneous Tax Revenues		Local Municipal Purpose Taxes	.21
Human Resources	22,635.00	State Aid Revenues	12,775.47	Veteran & Senior Citizen Taxes	
Elections		Federal Aid Revenues		Total Taxes for Rate Computation	2.08
General Administration (other)	150,949.64	State and Local Fiscal Assistance Act Utilized		Special District Taxes	
JUDICIARY		Sale of Acquired Property		Bank Corp. Taxes	114.12
Municipal Courts	24,075.00	Other Miscellaneous Revenues	151,361.08	Added and Omitted Taxes	142,656.12
PUBLIC SAFETY		Total	2,524,752.81	Total Taxes Levied - ABSTRACT	2,287,529.05
Fire Protection	15,556.44	Prior Years Surplus Appropriated	85,000.00	Total Taxes Billed	2,291,936.02
Police Protection	77,625.00	REVENUES TOTAL	2,609,752.81	1988 TAXES COLLECTED	1,992,410.09
Civil Defense & Disaster Control	800.00	Reserve For Uncollected Taxes	195,732.39	1988 Taxes Cancelled, Abated or Adjusted	14,271.20
Environmental Inspection & Control		CAPITAL OUTLAY TOTAL	22,110.16	Transfer to Tax Title Liens or Foreclosed	883.55
Other Public Safety				Balance Outstanding Dec. 31, 1988	284,371.18
PUBLIC WORKS				PRIOR YEARS TAXES OUTSTANDING	
Streets and Drainage	56,145.00	Public Enterprises		Balance January 1, 1988	231,260.88
Sewers and Sewage Processing	6,000.00	Recreation—Culture	5,500.00	Collected in 1988	183,705.81
Garbage and Trash Disposal		Public Works	9,076.00	Cancelled, Abated or Adjusted 1988	14,071.09
Public Buildings and Grounds	28,446.00	Buildings and Grounds	7,534.16	Transfers to Tax Title Liens or Foreclosed	
Other Public Works	5,665.00	Library and Education		Balance December 31, 1988	33,483.98
HEALTH and WELFARE		Conservation		TAX TITLE LIENS OUTSTANDING	
Health Services Except Environmental	300.00	All Other		Balance January 1, 1988	2,338.17
Welfare-Public Assistance	750.00			Transfer From Taxes	883.55
Hospitals, Clinics, First Aid		CAPITAL DEBT AUTHORIZED, DECEMBER 31, 1988		Redeemed in 1988	
Animal, Insect, & Radent Control		ISSUED AND UNISSUED		Cancelled, Abated or Adjusted (1988)	
Other Welfare Services		School		Transfers to Foreclosed Property	
RECREATION and CONSERVATION		Self-liquidating		Balance December 31, 1988	3,221.72
Beaches and Boardwalks		Other	45,000	PROPERTY ACQUIRED BY DEED OR	
Parks, Playgrounds, Shade Trees	100.00	Total	45,000	FORECLOSURE	
Land Reclamation & Conservation	1,050.00			Balance January 1, 1988	
Other Recreational Services	4,000.00	ISSUED AND OUTSTANDING		Transfers From Taxes or Liens	
EDUCATION (excluding schools)		School		Sale for Cash (1988)	
Libraries	555.00	Self-Liquidating		Cancelled, Abated or Adjusted (1988)	
Other Educational Services	500.00	Other		Balance December 31, 1988	
STATUTORY EXPENDITURES		Total		CURRENT FINANCES DECEMBER 31, 1988	
Pensions & F. I. C. A.	22,416.36	EQUALIZED VALUATION BASIS		ASSETS	
Employee Fringe Benefits	9,500.00	FOR NET DEBT COMPUTATION	81,423,906	Cash Dec. 31, 1988	797,753.39
Other Statutory Expenditures	3,654.00	REAL PROPERTY VALUATIONS		Taxes Receivable	317,855.16
CETA And Other Public Employment Programs		Code Class # of Parcels % VAL'N	ASSESSED VALUATION	Tax Title Liens	3,221.72
MUNICIPAL FUNCTIONS TOTAL	498,037.44	1 Vacant Land 189 10.32	11,269,640.00	Foreclosed Property	
CAPITAL IMPROVEMENTS *MEMO*	10,000.00	2 Residential 520 66.65	69,424,000.00	Emergencies & Other Deferred Charges	17,000.00
DEBT SERVICE		3 Farm 192 10.34	10,766,800.00	State and Federal Aid Receivable	
Principal Payments	15,000.00	4a Commercial 37 10.65	11,090,100.00	Other Receivables	1,953.49
Interest Payments	3,075.00	4b Industrial 4 1.54	1,607,600.00	Total	1,137,783.76
		4c Apartments		LIABILITIES, RESERVES, AND SURPLUS	
		Total 942	104,153,140.00	Cash Liabilities	713,090.33
DEFERRED CHARGES	11,912.51	Land Area 10.42 Sq. Miles		Reserves for Receivables	252,363.21
SCHOOL, COUNTY, SPECIAL DISTRICT TAXES	1,924,723.39	Net Valuation Taxable-Municipal	104,845,360	Surplus Dec. 31, 1988	172,330.22
RESERVE FOR UNCOLLECTED TAXES	195,732.39	Net Valuation Taxable-County	93,583,437		
EXPENDITURES TOTAL	2,643,531.23	State Equalized Valuation	103,064,004		
		State Equalization Ratio	101.74		

0903

Population 1980 7,340
 Population 1988 7,070
 S & P Rating
 Moody Rating

General Tax Rate Per \$100. 3.14
 State Equalized Tax Rate 1.95

GUTTENBERG TOWN - HUDSON COUNTY
Form of Government:
Town Council
Number of Members on Governing Body - 6

PER CAPITA: 296.73 PER CENT: 56
 Gross Debt 293.19 Net Debt 56
 Debt Service 14.79 Tax Levy Collected 95.06
 Total Tax Levy 1,199.24 Tax Levy Cancelled, Abated
 Municipal Expenditures 588.83 or Adjusted

EXPENDITURES		REVENUES-REALIZED		1988 PROPERTY TAX	
GENERAL GOVERNMENT		1988 Property Taxes Collected		STATE EQUALIZED TAX RATE	
Governing Body & Public Boards			3,043,795.69	Local District School Taxes	.67
Municipal Clerk				Regional & Consolidated School Tax	
Financial Administration	104,500.00	1988 Payments in Lieu of Taxes		School Taxes in Municipal Budget	.01
Assessment of Taxes	25,014.00	Delinquent Tax & Lien Collections	391,945.77	County Taxes	.63 *
Collection of Taxes	16,500.00	Business Personalty Replacement Taxes	104,317.32	County Library Taxes	
Planning, Housing & Development	18,015.13	Taxes from Public Utilities	203,911.00	Local Municipal Purpose Taxes	.64
Human Resources	40,000.00	Other Miscellaneous Tax Revenues		Veteran & Senior Citizen Taxes	
Elections	3,307.28	State Aid Revenues	39,910.63	Total Taxes for Rate Computation	1.95
General Administration (other)	571,923.14	Federal Aid Revenues		Special District Taxes	
JUDICIARY		State and Local Fiscal Assistance Act Utilized		Bank Corp. Taxes	16,918.86
Municipal Courts	76,603.37	Sale of Acquired Property		Added and Omitted Taxes	35,070.33
PUBLIC SAFETY		Other Miscellaneous Revenues	398,962.84	Total Taxes Levied - ABSTRACT	8,473,641.64
Fire Protection	201,551.79			Total Taxes Billed	8,461,722.78
Police Protection	817,360.00	Prior Years Surplus Appropriated	335,917.00	1988 TAXES COLLECTED	8,043,795.69
Civil Defense & Disaster Control	700.00	REVENUES	9,569,260.30	1988 Taxes Cancelled, Abated or Adjusted	
Environmental Inspection & Control	17,683.55	Reserve For Uncollected Taxes	479,270.94	Transfer to Tax Title Liens or Foreclosed	
Other Public Safety		CAPITAL OUTLAY	93,774.50	Balance Outstanding Dec. 31, 1988	417,927.09
PUBLIC WORKS		TOTAL		PRIOR YEARS TAXES OUTSTANDING	
Streets and Drainage	238,713.55	Public Enterprises		Balance January 1, 1988	402,540.19
Sewers and Sewage Processing	437,674.40	Recreation—Culture		Collected in 1988	391,945.77
Garbage and Trash Disposal	93,724.35	Public Works	52,124.50	Cancelled, Abated or Adjusted 1988	
Public Buildings and Grounds	34,547.25	Buildings and Grounds	41,650.00	Transfers to Tax Title Liens or Foreclosed	
Other Public Works	16,000.00	Library and Education		Balance December 31, 1988	10,594.42
HEALTH and WELFARE		Conservation		TAX TITLE LIENS OUTSTANDING	
Health Services Except Environmental	57,663.03	All Other		Balance January 1, 1988	
Welfare-Public Assistance	7,950.00	CAPITAL DEBT AUTHORIZED, DECEMBER 31, 1988		Transfer From Taxes	
Hospitals, Clinics, First Aid		ISSUED AND UNISSUED	GROSS DEBT	Redeemed in 1988	
Animal, Insect, & Rodent Control		School	25,000	Cancelled, Abated or Adjusted (1988)	
Other Welfare Services		Self-liquidating		Transfers to Foreclosed Property	
RECREATION and CONSERVATION		Other	2,072,850	Balance December 31, 1988	
Beaches and Boardwalks		Total	2,097,850	PROPERTY ACQUIRED BY DEED OR FORECLOSURE	
Parks, Playgrounds, Shade Trees				Balance January 1, 1988	10,300.00
Land Reclamation & Conservation				Transfers From Taxes or Liens	
Other Recreational Services	105,431.63			Sale for Cash (1988)	
EDUCATION (excluding schools)		ISSUED AND OUTSTANDING		Cancelled, Abated or Adjusted (1988)	
Libraries	21,953.00	School	25,000.00	Balance December 31, 1988	10,300.00
Other Educational Services		Self-Liquidating		CURRENT FINANCES DECEMBER 31, 1988	
STATUTORY EXPENDITURES		Other	1,119,600.00	ASSETS	
Pensions & F. I. C. A.	216,620.95	Total	1,144,600.00	Cash Dec. 31, 1988	1,399,120.06
Employee Fringe Benefits	115,032.26	EQUALIZED VALUATION BASIS		Taxes Receivable	428,521.51
Other Statutory Expenditures	5,000.00	FOR NET DEBT COMPUTATION	372,168,652	Tax Title Liens	
CETA And Other Public Employment Programs		REAL PROPERTY VALUATIONS		Foreclosed Property	10,800.00
MUNICIPAL FUNCTIONS		Code Class # of Parcels % VAL'N	ASSESSED VALUATION	Emergencies & Other Deferred Charges	32,086.35
CAPITAL IMPROVEMENTS *MEMO*		1 Vacant Land 40 .89	2,378,100.00	State and Federal Aid Receivable	204,185.35
DEBT SERVICE		2 Residential 1910 76.00	203,957,400.00	Other Receivables	11,260.23
Principal Payments	64,500.00	3 Farm		Total	2,085,973.50
Interest Payments	40,097.84	4a Commercial 141 7.74	20,776,500.00	LIABILITIES, RESERVES, AND SURPLUS	
TYPE I SCHL DEBT *MEMO	29,925.00	4b Industrial 98 4.53	12,163,900.00	Cash Liabilities	1,004,022.64
DEFERRED CHARGES	336,008.91	4c Apartments 80 10.34	29,076,500.00	Reserves for Receivables	450,581.74
SCHOOL, COUNTY, SPECIAL DISTRICT TAXES	5,656,912.92	Total 2269	268,352,400.00	Surplus Dec. 31, 1988	631,369.12
RESERVE FOR UNCOLLECTED TAXES	479,270.94	Land Area .20 Sq. Miles		Total	2,085,973.50
EXPENDITURES	9,820,329.34	Net Valuation Taxable-Municipal	268,765,127		
		Net Valuation Taxable-County	383,356,498		
		State Equalized Valuation	432,333,538		
		State Equalization Ratio	62.13		

1987/3000

* ABOVE DEBT SERVICE INCLUDES TYPE I SCHOOL DEBT

*Includes County Health Service Taxes or County Vocational School Taxes. See Table 13.

0223	
Population 1980	36,039
Population 1988	36,160
S & P Rating	AA-
Moody Rating	AA
General Tax Rate Per \$100.	1.87
State Equalized Tax Rate	1.65

HACKENSACK CITY - BERGEN COUNTY

Form of Government:

Council-Manager (1923)

Number of Members on Governing Body - 5

PER CAPITA:		PER CENT:	
Gross Debt	607.55	Gross Debt	1.05
Net Debt	310.69	Net Debt	.54
Debt Service	76.30	Tax Levy Collected	96.87
Total Tax Levy	1,258.44	Tax Levy Cancelled, Abated or Adjusted	.46
Municipal Expenditures	830.59		

EXPENDITURES		REVENUES-REALIZED		1988 PROPERTY TAX	
GENERAL GOVERNMENT				STATE EQUALIZED TAX RATE	
Governing Body & Public Boards		1988 Property Taxes Collected	43,604,163.53	Local District School Taxes	.73
Municipal Clerk		1988 Payments in Lieu of Taxes		Regional & Consolidated School Tax	
Financial Administration	324,329.73	Delinquent Tax & Lien Collections	639,640.92	School Taxes in Municipal Budget	.05
Assessment of Taxes	135,847.00	Business Personalty Replacement Taxes	1,404,865.00	County Taxes	.20
Collection of Taxes	115,234.00	Taxes from Public Utilities	2,428,181.00	County Library Taxes	
Planning, Housing & Development	155,300.00	Other Miscellaneous Tax Revenues		Local Municipal Purpose Taxes	.67
Human Resources	190,371.52	State Aid Revenues	485,460.53	Veteran & Senior Citizen Taxes	
Elections	3,400.00	Federal Aid Revenues		Total Taxes for Rate Computation	1.65
General Administration (other)	1,871,714.00	State and Local Fiscal Assistance Act Utilized		Special District Taxes	
JUDICIARY		Sale of Acquired Property		Bank Corp. Taxes	691,168.75
Municipal Courts	334,274.93	Other Miscellaneous Revenues	2,985,510.09	Added and Omitted Taxes	407,028.73
PUBLIC SAFETY		Total	51,597,821.12	Total Taxes Levied - ABSTRACT	45,505,358.78
Fire Protection	4,577,132.00	Prior Years Surplus Appropriated	3,135,000.00	Total Taxes Billed	45,014,104.77
Police Protection	5,104,759.69	REVENUES TOTAL	54,732,821.12	1988 TAXES COLLECTED	43,604,163.58
Civil Defense & Disaster Control	5,000.00	Reserve For Uncollected Taxes	3,196,560.62	1988 Taxes Cancelled, Abated or Adjusted	207,828.06
Environmental Inspection & Control	284,500.00			Transfer to Tax Title Liens or Foreclosed	2,088.79
Other Public Safety		CAPITAL OUTLAY TOTAL	2,364,350.30	Balance Outstanding Dec. 31, 1988	1,200,024.34
PUBLIC WORKS				PRIOR YEARS TAXES OUTSTANDING	
Streets and Drainage	781,331.00	Public Enterprises	186,328.76	Balance January 1, 1988	696,319.83
Sewers and Sewage Processing	1,543,731.00	Recreation—Culture	292,110.56	Collected in 1988	678,372.94
Garbage and Trash Disposal	2,714,342.00	Public Works	354,028.14	Cancelled, Abated or Adjusted 1988	
Public Buildings and Grounds	656,807.00	Buildings and Grounds	522,422.73	Transfers to Tax Title Liens or Foreclosed	1,457.45
Other Public Works		Library and Education	1,004,460.11	Balance December 31, 1988	16,489.44
HEALTH and WELFARE		Conservation		TAX TITLE LIENS OUTSTANDING	
Health Services Except Environmental	264,412.00	All Other		Balance January 1, 1988	27,109.98
Welfare-Public Assistance	95,021.00			Transfer From Taxes	4,232.59
Hospitals, Clinics, First Aid	44,830.00	CAPITAL DEBT AUTHORIZED, DECEMBER 31, 1988		Redeemed in 1988	11,267.98
Animal, Insect, & Rodent Control	23,075.00	ISSUED AND UNISSUED		Cancelled, Abated or Adjusted (1988)	
Other Welfare Services		School	5,353,000	Transfers to Foreclosed Property	
RECREATION and CONSERVATION		Self-liquidating	4,830,000	Balance December 31, 1988	20,074.59
Beaches and Boardwalks		Other	11,286,164	PROPERTY ACQUIRED BY DEED OR	
Parks, Playgrounds, Shade Trees	335,026.00	Total	21,969,164	FORECLOSURE	
Land Reclamation & Conservation	77,092.00	ISSUED AND OUTSTANDING		Balance January 1, 1988	31,350.00
Other Recreational Services	204,748.00	School	4,778,000.00	Transfers From Taxes or Liens	
EDUCATION (excluding schools)		Self-Liquidating	480,000.00	Sale for Cash (1988)	
Libraries	865,375.00	Other	8,041,000.00	Cancelled, Abated or Adjusted (1988)	
Other Educational Services		Total	13,299,000.00	Balance December 31, 1988	31,350.00
STATUTORY EXPENDITURES		EQUALIZED VALUATION BASIS		CURRENT FINANCES DECEMBER 31, 1988	
Pensions & F. I. C. A.	2,228,238.00	FOR NET DEBT COMPUTATION	2,088,519,067	ASSETS	
Employee Fringe Benefits	1,000,000.00	REAL PROPERTY VALUATIONS		Cash Dec. 31, 1988	9,335,369.17
Other Statutory Expenditures		Code Class # of Parcels % VAL'N	ASSESSED VALUATION	Taxes Receivable	1,216,513.78
CETA And Other Public Employment Programs		1 Vacant Land 353 1.68	39,699,500.00	Tax Title Liens	20,074.59
MUNICIPAL FUNCTIONS TOTAL	23,946,440.92	2 Residential 6513 42.87	1,010,205,800.00	Foreclosed Property	31,350.00
CAPITAL IMPROVEMENTS *MEMO*	90,000.00	3 Farm		Emergencies & Other Deferred Charges	754,000.00
DEBT SERVICE		4a Commercial 1016 29.04	684,368,400.00	State and Federal Aid Receivable	22,019.10
Principal Payments	2,020,000.00	4b Industrial 250 8.28	195,091,500.00	Other Receivables	
Interest Payments	739,141.54	4c Apartments 219 18.12	427,002,100.00	Total	11,379,326.64
TYPE I SCHL DEBT *MEMO	1,264,704.89	Total	2,356,367,300.00	LIABILITIES, RESERVES, AND SURPLUS	
DEFERRED CHARGES	132,000.00	Land Area 4.00 Sq. Miles		Cash Liabilities	4,923,788.47
SCHOOL, COUNTY, SPECIAL DISTRICT TAXES	26,333,180.98	Net Valuation Taxable-Municipal	2,385,405,136	Reserves for Receivables	1,267,938.37
RESERVE FOR UNCOLLECTED TAXES	3,196,560.62	Net Valuation Taxable-County	2,152,303,787	Surplus Dec. 31, 1988	5,187,599.80
EXPENDITURES TOTAL	56,367,324.06	State Equalized Valuation	2,677,832,013	Total	11,379,326.64
		State Equalization Ratio	88.96		

2108

Population 1980 8,850
 Population 1988 9,022
 S & P Rating
 Moody Rating A

General Tax Rate Per \$100

State Equalized Tax Rate

2.36

2.15

HACKETTSTOWN TOWN - WARREN CO.

Form of Government:

Special Charter (P.L. 1970 c. 206)

Number of Members on Governing Body - 6

PER CAPITA:

Grass Debt 222.46
 Net Debt 75.15
 Debt Service 11.20
 Total Tax Levy 1,017.75
 Municipal Expenditures 402.31

PER CENT:

Grass Debt .56
 Net Debt .19
 Tax Levy Collected 94.74
 Tax Levy Cancelled, Abated or Adjusted 1.33

EXPENDITURES		REVENUES-REALIZED		1988 PROPERTY TAX	
GENERAL GOVERNMENT		1988 Property Taxes Collected		STATE EQUALIZED TAX RATE	
Governing Body & Public Boards			8,631,291.50	Local District School Taxes	1.04
Municipal Clerk	18,417.50	1988 Payments in Lieu of Taxes		Regional & Consolidated School Tax	
Financial Administration	66,570.00	Delinquent Tax & Lien Collections	205,651.81	School Taxes in Municipal Budget	
Assessment of Taxes	19,644.00	Business Personalty Replacement Taxes	211,633.88	County Taxes	.59
Collection of Taxes	93,696.63	Taxes from Public Utilities	415,454.00	County Library Taxes	
Planning, Housing & Development	18,714.54	Other Miscellaneous Tax Revenues		Local Municipal Purpose Taxes	.41
Human Resources		State Aid Revenues	137,614.44	Veteran & Senior Citizen Taxes	
Elections		Federal Aid Revenues		Total Taxes for Rate Computation	2.14
General Administration (other)	376,225.00	State and Local Fiscal Assistance Act Utilized	1,193.00	Special District Taxes	
JUDICIARY		Sale of Acquired Property		Bank Corp. Taxes	
Municipal Courts	31,725.00	Other Miscellaneous Revenues	386,715.15	Added and Omitted Taxes	
PUBLIC SAFETY		Total	10,039,613.83	Total Taxes Levied - ABSTRACT	
Fire Protection	85,297.92	Prior Years Surplus Appropriated	500,000.00	Total Taxes Billed	
Police Protection	778,733.19	REVENUES	10,539,613.33	1988 TAXES COLLECTED	
Civil Defense & Disaster Control	500.00	Reserve for Uncollected Taxes	559,339.23	1988 Taxes Cancelled, Abated or Adjusted	
Environmental Inspection & Control	59,765.00	CAPITAL OUTLAY	47,742.49	Transfer to Tax Title Liens or Foreclosed	
Other Public Safety		TOTAL		Balance Outstanding Dec. 31, 1988	
PUBLIC WORKS					
Streets and Drainage	415,029.67	Public Enterprises		PRIOR YEARS TAXES OUTSTANDING	
Sewers and Sewage Processing		Recreation—Culture		Balance January 1, 1988	
Garbage and Trash Disposal	102,930.00	Public Works	7,764.39	Collected in 1988	
Public Buildings and Grounds	121,500.00	Buildings and Grounds	39,973.10	Cancelled, Abated or Adjusted 1988	
Other Public Works		Library and Education		Transfers to Tax Title Liens or Foreclosed	
HEALTH and WELFARE		Conservation		Balance December 31, 1988	
Health Services Except Environmental	12,500.00	All Other		TAX TITLE LIENS OUTSTANDING	
Welfare-Public Assistance	3,477.83	CAPITAL DEBT AUTHORIZED, DECEMBER 31, 1988		Balance January 1, 1988	
Hospitals, Clinics, First Aid		ISSUED AND UNISSUED		Transfer From Taxes	
Animal, Insect, & Rodent Control		School	1,329,000	Redeemed in 1988	
Other Welfare Services		Self-liquidating		Cancelled, Abated or Adjusted (1988)	
RECREATION and CONSERVATION		Other	678,000	Transfers to Foreclosed Property	
Beaches and Boardwalks		Total	2,007,000	Balance December 31, 1988	
Parks, Playgrounds, Shade Trees	39,000.00	ISSUED AND OUTSTANDING		PROPERTY ACQUIRED BY DEED OR	
Land Reclamation & Conservation	9,222.54	School		FORECLOSURE	
Other Recreational Services	103,900.00	Self-liquidating		Balance January 1, 1988	
EDUCATION (excluding schools)		Other		Transfers From Taxes or Liens	
Libraries	123,710.76	Total	1,752,000.00	Sale for Cash (1988)	
Other Educational Services		EQUALIZED VALUATION BASIS		Cancelled, Abated or Adjusted (1988)	
STATUTORY EXPENDITURES		FOR NET DEBT COMPUTATION	356,713.301	Balance December 31, 1988	
Pensions & F. I. C. A.	259,035.45	REAL PROPERTY VALUATIONS		CURRENT FINANCES DECEMBER 31, 1988	
Employee Fringe Benefits	150,700.00	Code Class # of Parcels % VAL'N		ASSETS	
Other Statutory Expenditures	4,000.00	1 Vacant Land 103 3.40	12,913,700.00	Cash Dec. 31, 1988	
CETA And Other Public Employment Programs		2 Residential 1926 61.71	234,469,700.00	Taxes Receivable	
MUNICIPAL FUNCTIONS		3 Farm 6 .05	163,900.00	Tax Title Liens	
CAPITAL IMPROVEMENTS	*MEMO*	4a Commercial 258 19.90	75,615,700.00	Foreclosed Property	
DEBT SERVICE		4b Industrial 16 8.98	34,125,100.00	Emergencies & Other Deferred Charges	
Principal Payments	75,000.00	4c Apartments 26 5.96	22,636,200.00	State and Federal Aid Receivable	
Interest Payments	26,004.34	Total 2335	379,929,300.00	Other Receivables	
DEFERRED CHARGES		Land Area 3.60 Sq. Miles		Total	
SCHOOL, COUNTY, SPECIAL DISTRICT TAXES	7,324,072.57	Net Valuation Taxable-Municipal	334,537,394	LIABILITIES, RESERVES, AND SURPLUS	
RESERVE FOR UNCOLLECTED TAXES	559,339.28	Net Valuation Taxable-County	334,194,952	Cash Liabilities	
EXPENDITURES		State Equalized Valuation	422,434,224	Reserves for Receivables	
TOTAL	10,953,737.51	State Equalization Ratio	90.93	Surplus Dec. 31, 1988	

0416

HADDON TOWNSHIP - CAMDEN COUNTY**Form of Government:****Commission (1911)****Number of Members on Governing Body - 3****PER CAPITA:**

Gross Debt 481.48

Net Debt 271.49

Debt Service 33.28

Total Tax Levy 810.87

Municipal Expenditures 286.13

PER CENT:

Gross Debt 1.72

Net Debt .97

Tax Levy Collected 97.98

Tax Levy Cancelled, Abated

or Adjusted .43

Population 1980 15,375

Population 1988 15,655

S & P Rating

Moody Rating A

General Tax Rate Per \$100.

5.32

State Equalized Tax Rate

2.41

EXPENDITURES		REVENUES-REALIZED		1988 PROPERTY TAX	
GENERAL GOVERNMENT				STATE EQUALIZED TAX RATE	
Governing Body & Public Boards		1988 Property Taxes Collected	12,432,190.65	Local District School Taxes	1.07
Municipal Clerk		1988 Payments in Lieu of Taxes		Regional & Consolidated School Tax	5,464,883.25
Financial Administration	9,100.00	Delinquent Tax & Lien Collections	275,634.64	School Taxes in Municipal Budget	
Assessment of Taxes	24,165.00	Business Personality Replacement Taxes	111,167.76	County Taxes	.89
Collection of Taxes	57,061.00	Taxes from Public Utilities	848,782.00	County Library Taxes	.02
Planning, Housing & Development	33,956.44	Other Miscellaneous Tax Revenues		Local Municipal Purpose Taxes	.42
Human Resources	52,862.91	State Aid Revenues	235,586.16	Veteran & Senior Citizen Taxes	
Elections	12,370.32	Federal Aid Revenues		Total Taxes for Rate Computation	2.40
General Administration (other)	404,348.88	State and Local Fiscal Assistance Act Utilized	72,675.06	Special District Taxes	
JUDICIARY		Sale of Acquired Property		Bank Corp. Taxes	343,520.00
Municipal Courts	67,946.19	Other Miscellaneous Revenues		Added and Omitted Taxes	5,404.97
PUBLIC SAFETY		Total	14,514,281.38	Total Taxes Levied - ABSTRACT	72,618.53
Fire Protection	37,202.00	Prior Years Surplus Appropriated	650,000.00	Total Taxes Billed	12,694,107.75
Police Protection	1,071,036.54	REVENUES TOTAL	15,164,281.38	1988 TAXES COLLECTED	12,688,702.71
Civil Defense & Disaster Control	3,145.00	Reserve For Uncollected Taxes	374,055.33	1988 Taxes Cancelled, Abated or Adjusted	12,432,190.65
Environmental Inspection & Control	71,638.00	CAPITAL OUTLAY	832,608.18	Transfer to Tax Title Liens or Foreclosed	54,119.21
Other Public Safety		TOTAL		Balance Outstanding Dec. 31, 1988	202,392.85
PUBLIC WORKS				PRIOR YEARS TAXES OUTSTANDING	
Streets and Drainage	473,236.00	Public Enterprises	453,663.21	Balance January 1, 1988	258,898.38
Sewers and Sewage Processing	203,958.25	Recreation—Culture		Collected in 1988	258,898.38
Garbage and Trash Disposal	447,000.00	Public Works	353,893.24	Cancelled, Abated or Adjusted 1988	
Public Buildings and Grounds	79,474.32	Buildings and Grounds	25,051.73	Transfers to Tax Title Liens or Foreclosed	
Other Public Works	49,284.39	Library and Education		Balance December 31, 1988	
HEALTH and WELFARE		Conservation		TAX TITLE LIENS OUTSTANDING	
Health Services Except Environmental	2,400.00	All Other		Balance January 1, 1988	31,486.67
Welfare-Public Assistance	11,140.00	CAPITAL DEBT AUTHORIZED, DECEMBER 31, 1988		Transfer From Taxes	
Hospitals, Clinics, First Aid		ISSUED AND UNISSUED		Redeemed in 1988	16,736.26
Animal, Insect, & Rodent Control		GROSS DEBT		Cancelled, Abated or Adjusted (1988)	
Other Welfare Services		School	1,567,333	Transfers to Foreclosed Property	
RECREATION and CONSERVATION		Self-liquidating	2,437,999	Balance December 31, 1988	14,750.41
Beaches and Boardwalks		Other	3,482,287	PROPERTY ACQUIRED BY DEED OR	
Parks, Playgrounds, Shade Trees	5,613.43	Total	7,537,620	FORECLOSURE	
Land Reclamation & Conservation		ISSUED AND OUTSTANDING		Balance January 1, 1988	39,160.00
Other Recreational Services	47,541.80	School	1,290,000.00	Transfers From Taxes or Liens	
EDUCATION (excluding schools)		Self-Liquidating	2,037,000.00	Sale for Cash (1988)	
Libraries	8,500.00	Other	3,429,000.00	Cancelled, Abated or Adjusted (1988)	
Other Educational Services	24,800.00	Total	6,756,000.00	Balance December 31, 1988	39,160.00
STATUTORY EXPENDITURES		EQUALIZED VALUATION BASIS		CURRENT FINANCES DECEMBER 31, 1988	
Pensions & F. I. C. A.	273,138.59	FOR NET DEBT COMPUTATION	438,553.475	ASSETS	
Employee Fringe Benefits	85,855.56	REAL PROPERTY VALUATIONS		Cash Dec. 31, 1988	967,742.46
Other Statutory Expenditures	1,614.06	Code Class # of Parcels % VAL'N		Taxes Receivable	202,392.85
CETA And Other Public Employment Programs		1 Vacant Land 199 .81	1,862,850.00	Tax Title Liens	14,750.41
MUNICIPAL FUNCTIONS		2 Residential 4631 78.93	181,339,350.00	Foreclosed Property	39,160.00
CAPITAL IMPROVEMENTS	*MEMO*	3 Farm		Emergencies & Other Deferred Charges	98,680.17
DEBT SERVICE		4a Commercial 291 14.36	32,992,300.00	State and Federal Aid Receivable	19,973.55
Principal Payments	325,000.00	4b Industrial 26 .89	2,036,800.00	Other Receivables	330,556.73
Interest Payments	195,933.72	4c Apartments 17 5.02	11,529,500.00	Total	1,673,256.17
		Total 5164	229,760,800.00	LIABILITIES, RESERVES, AND SURPLUS	
DEFERRED CHARGES		Land Area 2.69 Sq. Miles		Cash Liabilities	429,680.27
SCHOOL, COUNTY, SPECIAL DISTRICT TAXES	10,443,534.25	Net Valuation Taxable-Municipal	230,786,814	Reserves for Receivables	586,859.99
RESERVE FOR UNCOLLECTED TAXES	374,055.33	Net Valuation Taxable-County	438,239,268	Surplus Dec. 31, 1988	656,715.91
EXPENDITURES	TOTAL	State Equalized Valuation	509,009,211	Total	1,673,256.17
	14,927,955.10	State Equalization Ratio	45.23		

0418

Population 1980 8,361
 Population 1988 8,117
 S & P Rating
 Maady Rating A1

General Tax Rate Per \$100. 3.34
 State Equalized Tax Rate 2.61

HADDON HEIGHTS BORO. — CAMDEN CO.
Form of Government:
Borough Council
Number of Members on Governing Body — 6

PER CAPITA:
 Grass Debt 300.32
 Net Debt 300.32
 Debt Service 36.70
 Total Tax Levy 943.50
 Municipal Expenditures 385.71

PER CENT:
 Grass Debt .95
 Net Debt .95
 Tax Levy Collected 93.34
 Tax Levy Cancelled, Abated or Adjusted

EXPENDITURES		REVENUES-REALIZED		1988 PROPERTY TAX	
GENERAL GOVERNMENT				STATE EQUALIZED TAX RATE 1.12	
Governing Body & Public Boards	9,729.00	1988 Property Taxes Collected 7,550,743.91		Local District School Taxes	3,256,473.00
Municipal Clerk		1988 Payments in Lieu of Taxes 20,000.00		Regional & Consolidated School Tax	
Financial Administration	32,794.00	Delinquent Tax & Lien Collections 97,840.98		School Taxes in Municipal Budget	
Assessment of Taxes	13,955.15	Business Personalty Replacement Taxes 45,422.64		County Taxes	.90 2,626,293.00
Collection of Taxes	33,975.00	Taxes from Public Utilities 595,523.00		County Library Taxes	
Planning, Housing & Development	23,522.84	Other Miscellaneous Tax Revenues		Local Municipal Purpose Taxes	.58 1,692,800.00
Human Resources	30,500.00	State Aid Revenues 106,705.83		Veteran & Senior Citizen Taxes	117,800.00
Elections		Federal Aid Revenues		Total Taxes for Rate Computation	2.60 7,693,366.00
General Administration (other)	347,941.00	State and Local Fiscal Assistance Act Utilized 503.00		Special District Taxes	
JUDICIARY		Sale of Acquired Property		Bank Corp. Taxes	22,383.01
Municipal Courts	36,400.73	Other Miscellaneous Revenues 459,075.90		Added and Omitted Taxes	60,476.94
PUBLIC SAFETY		Total 3,875,815.31		Total Taxes Levied - ABSTRACT	7,658,425.95
Fire Protection	91,863.45	Prior Years Surplus Appropriated 300,000.00		Total Taxes Billed	7,639,690.18
Police Protection	610,575.07	REVENUES TOTAL 9,175,815.31		1988 TAXES COLLECTED	7,550,743.91
Civil Defense & Disaster Control	1,695.00	Reserve for Uncollected Taxes 184,315.92		1988 Taxes Cancelled, Abated or Adjusted	55.35
Environmental Inspection & Control	11,109.50	CAPITAL OUTLAY TOTAL 464,525.62		Transfer to Tax Title Liens or Foreclosed	
Other Public Safety				Balance Outstanding Dec. 31, 1988	38,390.92
PUBLIC WORKS				PRIOR YEARS TAXES OUTSTANDING	
Streets and Drainage	296,191.00	Public Enterprises		Balance January 1, 1988	103,038.83
Sewers and Sewage Processing	134,393.00	Recreation—Culture 6,395.00		Collected in 1988	97,840.98
Garbage and Trash Disposal	452,740.00	Public Works 166,866.06		Cancelled, Abated or Adjusted 1988	3.35
Public Buildings and Grounds	33,360.00	Buildings and Grounds 291,015.82		Transfers to Tax Title Liens or Foreclosed	
Other Public Works	25,000.00	Library and Education 248.74		Balance December 31, 1988	5,244.50
HEALTH and WELFARE		Conservation		TAX TITLE LIENS OUTSTANDING	
Health Services Except Environmental	1,373.00	All Other		Balance January 1, 1988	
Welfare-Public Assistance	3,051.00	CAPITAL DEBT AUTHORIZED, DECEMBER 31, 1988		Transfer From Taxes	
Hospitals, Clinics, First Aid		ISSUED AND UNISSUED GROSS DEBT NET DEBT		Redeemed in 1988	
Animal, Insect, & Rodent Control		School		Cancelled, Abated or Adjusted (1988)	
Other Welfare Services		Self-Liquidating		Transfers to Foreclosed Property	
RECREATION and CONSERVATION		Other 2,437,694		Balance December 31, 1988	
Beaches and Boardwalks		Total 2,437,694		PROPERTY ACQUIRED BY DEED OR FORECLOSURE	
Parks, Playgrounds, Shade Trees	15,550.00	ISSUED AND OUTSTANDING		Balance January 1, 1988	28,550.00
Land Reclamation & Conservation		School		Transfers From Taxes or Liens	
Other Recreational Services	3,235.00	Self-Liquidating		Sale for Cash (1988)	
EDUCATION (excluding schools)		Other 2,228,800.00		Cancelled, Abated or Adjusted (1988)	
Libraries	88,601.00	Total 2,228,800.00		Balance December 31, 1988	23,550.00
Other Educational Services	3,910.00	EQUALIZED VALUATION BASIS FOR NET DEBT COMPUTATION 255,617,229		CURRENT FINANCES DECEMBER 31, 1988	
STATUTORY EXPENDITURES		REAL PROPERTY VALUATIONS		ASSETS	
Pensions & F. I. C. A.	208,109.00	Code Class # of Parcels % VAL'N ASSESSED VALUATION		Cash Dec. 31, 1988	989,338.06
Employee Fringe Benefits	105,073.00	1 Vacant Land 41 .23 512,700.00		Taxes Receivable	94,135.42
Other Statutory Expenditures	100.00	2 Residential 2536 88.46 199,564,000.00		Tax Title Liens	
CETA And Other Public Employment Programs		3 Form		Foreclosed Property	28,550.00
MUNICIPAL FUNCTIONS TOTAL 2,624,756.74		4a Commercial 98 9.52 21,434,100.00		Emergencies & Other Deferred Charges	72,526.03
CAPITAL IMPROVEMENTS *MEMO* 20,000.00		4b Industrial 4 .22 436,500.00		State and Federal Aid Receivable	
DEBT SERVICE		4c Apartments 13 1.57 3,551,600.00		Other Receivables	23,358.11
Principal Payments	190,000.00	Total 2692 225,598,900.00		Total	1,207,907.62
Interest Payments	107,876.00	Land Area 1.58 Sq. Miles		LIABILITIES, RESERVES, AND SURPLUS	
DEFERRED CHARGES 23,851.79		Net Valuation Taxable-Municipal 226,922,552		Cash Liabilities	317,462.44
SCHOOL, COUNTY, SPECIAL DISTRICT TAXES 5,882,766.00		Net Valuation Taxable-County 254,852,614		Reserves for Receivables	146,043.53
RESERVE FOR UNCOLLECTED TAXES 184,315.92		State Equalized Valuation 290,404,764		Surplus Dec. 31, 1988	744,401.65
EXPENDITURES TOTAL 9,013,566.45		State Equalization Ratio 78.04		Total	1,207,907.62

0417

HADDONFIELD BORO. - CAMDEN COUNTY**Form of Government:****Commission (1911)****Number of Members on Governing Body - 3****PER CAPITA:**

Gross Debt 557.56
 Net Debt 63.32
 Debt Service 26.28
 Total Tax Levy 1,494.88
 Municipal Expenditures 421.84

PER CENT:

Gross Debt 1.03
 Net Debt .12
 Tax Levy Collected 98.47
 Tax Levy Cancelled, Abated or Adjusted .03

General Tax Rate Per \$100.

4.00

State Equalized Tax Rate

2.31

EXPENDITURES		REVENUES-REALIZED		1988 PROPERTY TAX	
GENERAL GOVERNMENT				STATE EQUALIZED TAX RATE → 1.09	
Governing Body & Public Boards		1988 Property Taxes Collected	17,710,072.21	Local District School Taxes	8,487,915.00
Municipal Clerk		1988 Payments in Lieu of Taxes		Regional & Consolidated School Tax	
Financial Administration	32,666.25	Delinquent Tax & Lien Collections	249,513.94	School Taxes in Municipal Budget	
Assessment of Taxes	125,852.47	Business Personalty Replacement Taxes	109,677.92	County Taxes	6,812,333.00
Collection of Taxes	79,675.05	Taxes from Public Utilities	760,315.00	County Library Taxes	
Planning, Housing & Development	29,753.61	Other Miscellaneous Tax Revenues		Local Municipal Purpose Taxes	2,602,500.00
Human Resources	52,536.31	State Aid Revenues	181,177.01	Veteran & Senior Citizen Taxes	111,400.00
Elections	3,164.05	Federal Aid Revenues		Total Taxes for Rate Computation	18,014,148.00
General Administration (other)	240,312.47	State and Local Fiscal Assistance Act Utilized	733.00	Special District Taxes	
JUDICIARY		Sale of Acquired Property		Bank Corp. Taxes	119,391.71
Municipal Courts	67,354.24	Other Miscellaneous Revenues	1,358,270.48	Added and Omitted Taxes	80,837.86
PUBLIC SAFETY		Total	20,369,764.56	Total Taxes Levied - ABSTRACT	18,102,977.57
Fire Protection	266,102.63	Prior Years Surplus Appropriated	486,500.00	Total Taxes Billed	17,984,804.70
Police Protection	1,045,307.92	REVENUES TOTAL	20,856,264.56	1988 TAXES COLLECTED	17,710,072.21
Civil Defense & Disaster Control	1,000.00	Reserve For Uncollected Taxes	482,523.11	1988 Taxes Cancelled, Abated or Adjusted	4,700.46
Environmental Inspection & Control	60,726.03	CAPITAL OUTLAY TOTAL	446,592.34	Transfer to Tax Title Liens or Foreclosed	9,234.57
Other Public Safety		Public Enterprises	100,129.76	Balance Outstanding Dec. 31, 1988	260,797.46
PUBLIC WORKS		Recreation—Culture	78,395.41	PRIOR YEARS TAXES OUTSTANDING	
Streets and Drainage	309,395.91	Public Works	202,159.24	Balance January 1, 1988	201,201.94
Sewers and Sewage Processing		Buildings and Grounds	65,907.93	Collected in 1988	181,330.73
Garbage and Trash Disposal	674,726.54	Library and Education		Cancelled, Abated or Adjusted 1988	5,103.82
Public Buildings and Grounds	222,615.28	Conservation		Transfers to Tax Title Liens or Foreclosed	
Other Public Works		All Other		Balance December 31, 1988	14,767.39
HEALTH and WELFARE		CAPITAL DEBT AUTHORIZED, DECEMBER 31, 1988		TAX TITLE LIENS OUTSTANDING	
Health Services Except Environmental	41,800.34	ISSUED AND UNISSUED		Balance January 1, 1988	93,714.55
Welfare-Public Assistance	2,135.59	School	4,876,000	Transfer From Taxes	9,234.57
Hospitals, Clinics, First Aid	250.00	Self-Liquidating	1,108,718	Redeemed in 1988	68,183.21
Animal, Insect, & Rodent Control		Other	767,357	Cancelled, Abated or Adjusted (1988)	
Other Welfare Services		Total	6,752,075	Transfers to Foreclosed Property	
RECREATION and CONSERVATION		ISSUED AND OUTSTANDING		Balance December 31, 1988	34,765.91
Beaches and Boardwalks		School	4,876,000.00	PROPERTY ACQUIRED BY DEED OR FORECLOSURE	
Parks, Playgrounds, Shade Trees	103,324.17	Self-Liquidating	1,108,718.75	Balance January 1, 1988	24,300.00
Land Reclamation & Conservation	18,295.75	Other	767,357.00	Transfers From Taxes or Liens	
Other Recreational Services	33,349.93	Total	6,752,075.75	Sale for Cash (1988)	
EDUCATION (excluding schools)		EQUALIZED VALUATION BASIS		Cancelled, Abated or Adjusted (1988)	
Libraries	287,841.25	FOR NET DEBT COMPUTATION	653,795,944	Balance December 31, 1988	24,300.00
Other Educational Services	10,800.00	REAL PROPERTY VALUATIONS		CURRENT FINANCES DECEMBER 31, 1988	
STATUTORY EXPENDITURES		Code Class # of Parcels % VAL'N	ASSESSED VALUATION	ASSETS	
Pensions & F. I. C. A.	354,593.18	1 Vacant Land 37 .38	1,657,900.00	Cash Dec. 31, 1988	4,367,344.64
Employee Fringe Benefits	216,799.37	2 Residential 4024 86.32	378,455,400.00	Taxes Receivable	275,564.85
Other Statutory Expenditures		3 Farm		Tax Title Liens	34,765.91
CETA And Other Public Employment Programs		4a Commercial 265 12.54	54,969,300.00	Foreclosed Property	24,300.00
MUNICIPAL FUNCTIONS TOTAL	4,298,933.44	4b Industrial		Emergencies & Other Deferred Charges	60,000.00
CAPITAL IMPROVEMENTS *MEMO*	61,238.00	4c Apartments 11 .76	3,330,500.00	State and Federal Aid Receivable	52,000.00
DEBT SERVICE		Total 4387	438,413,100.00	Other Receivables	63,192.05
Principal Payments	262,120.00	Land Area 2.78 Sq. Miles		Total	4,877,167.45
Interest Payments	56,074.29	Net Valuation Taxable-Municipal	447,937,241	LIABILITIES, RESERVES, AND SURPLUS	
DEFERRED CHARGES	3,388.03	Net Valuation Taxable-County	660,269,876	Cash Liabilities	3,196,171.73
SCHOOL, COUNTY, SPECIAL DISTRICT TAXES	15,300,248.00	State Equalized Valuation	769,075,596	Reserves for Receivables	354,347.24
RESERVE FOR UNCOLLECTED TAXES	482,523.11	State Equalization Ratio	57.72	Surplus Dec. 31, 1988	1,326,648.48
EXPENDITURES TOTAL	20,403,736.87			Total	4,877,167.45

0316

Population 1980 3,236
 Population 1988 3,231
 S & P Rating
 Moody Rating

General Tax Rate Per \$100. 3.72
 State Equalized Tax Rate 2.29

HAINESPORT TWP. - BURLINGTON CO.**Form of Government:****Township Committee****Number of Members on Governing Body - 3****PER CAPITA:**

Gross Debt 340.74
 Net Debt 183.42
 Debt Service 32.58
 Total Tax Levy 999.88
 Municipal Expenditures 446.57

PER CENT

Gross Debt .90
 Net Debt .50
 Tax Levy Collected 93.07
 Tax Levy Cancelled, Abated or Adjusted

EXPENDITURES		REVENUES-REALIZED		1988 PROPERTY TAX	
GENERAL GOVERNMENT				STATE EQUALIZED TAX RATE	
Governing Body & Public Boords		1988 Property Taxes Collected	3,004,954.54	Local District School Taxes .97	1,340,469.00
Municipal Clerk		1988 Payments in Lieu of Taxes		Regional & Consolidated School Tax .33	521,953.67
Financial Administration	59,859.00	Delinquent Tax & Lien Collections	226,699.64	School Taxes in Municipal Budget	
Assessment of Taxes	14,632.00	Business Personalty Replacement Taxes	54,573.28	County Taxes .55	755,445.70
Collection of Taxes	105.00	Taxes from Public Utilities	261,628.00	County Library Taxes .03	42,799.30
Planning, Housing & Development	20,436.00	Other Miscellaneous Tax Revenues		Local Municipal Purpose Taxes .37	510,400.00
Human Resources	34,054.01	State Aid Revenues	51,934.46	Veteran & Senior Citizen Taxes	47,350.00
Elections	1,433.00	Federal Aid Revenues		Total Taxes for Rate Computation 2.30	3,213,417.67
General Administration (other)	166,252.00	State and Local Fiscal Assistance Act Utilized	703.59	Special District Taxes	
JUDICIARY		Sale of Acquired Property	1,500.00	Bank Corp. Taxes	2,243.56
Municipal Courts	30,550.00	Other Miscellaneous Revenues	305,005.46	Added and Omitted Taxes	57,297.74
PUBLIC SAFETY		Total	3,907,003.97	Total Taxes Levied - ABSTRACT	3,230,608.97
Fire Protection	62,910.00	Prior Years Surplus Appropriated	86,769.00	Total Taxes Billed	3,228,566.09
Police Protection	322,763.88	REVENUES TOTAL	3,993,772.97	1988 TAXES COLLECTED	3,004,954.54
Civil Defense & Disaster Control	100.00	Reserve For Uncollected Taxes	234,511.66	1988 Taxes Cancelled, Abated or Adjusted	
Environmental Inspection & Control	49,132.00	CAPITAL OUTLAY TOTAL	43,842.46	Transfer to Tax Title Liens or Foreclosed	1,243.31
Other Public Safety				Balance Outstanding Dec. 31, 1988	222,367.74
PUBLIC WORKS				PRIOR YEARS TAXES OUTSTANDING	
Streets and Drainage	70,950.90	Public Enterprises		Balance January 1, 1988	214,337.06
Sewers and Sewage Processing	4,970.00	Recreation—Culture		Collected in 1988	213,107.47
Gorbage and Trash Disposal	136,500.00	Public Works	43,342.46	Cancelled, Abated or Adjusted 1988	1,229.59
Public Buildings and Grounds	10,300.00	Buildings and Grounds		Transfers to Tax Title Liens or Foreclosed	
Other Public Works	10,600.00	Library and Education		Balance December 31, 1988	
HEALTH and WELFARE		Conservation		TAX TITLE LIENS OUTSTANDING	
Health Services Except Environmental	125.00	All Other		Balance January 1, 1988	21,375.21
Welfare-Public Assistance	1,575.00	CAPITAL DEBT AUTHORIZED, DECEMBER 31, 1988		Transfer From Taxes	1,243.81
Hospitals, Clinics, First Aid		ISSUED AND UNISSUED GROSS DEBT NET DEBT		Redeemed in 1988	13,592.17
Animal, Insect, & Rodent Control	4,500.00	School 492,162		Cancelled, Abated or Adjusted (1988)	
Other Welfare Services		Self-liquidating		Transfers to Foreclosed Property	
RECREATION and CONSERVATION		Other 608,777	608,777	Balance December 31, 1988	9,026.85
Beaches and Boardwalks		Total 1,100,939	608,777	PROPERTY ACQUIRED BY DEED OR FORECLOSURE	
Parks, Playgrounds, Shode Trees				Balance January 1, 1988	15,196.00
Land Reclamation & Conservation	3,462.94	ISSUED AND OUTSTANDING		Transfers From Taxes or Liens	
Other Recreational Services	2,025.00	School 492,162.68		Sole for Cash (1988)	1,500.00
EDUCATION (excluding schools)		Self-Liquidating		Cancelled, Abated or Adjusted (1988)	1,900.00
Libraries		Other 592,037.00		Balance December 31, 1988	11,796.00
Other Educational Services		Total 1,084,199.63		CURRENT FINANCES DECEMBER 31, 1988	
STATUTORY EXPENDITURES		EQUALIZED VALUATION BASIS FOR NET DEBT COMPUTATION	122,155,197	ASSETS	
Pensions & F. I. C. A.	53,400.00	REAL PROPERTY VALUATIONS		Cash Dec. 31, 1988	566,115.51
Employee Fringe Benefits	31,934.00	Code Class # of Parcels % VAL'N ASSESSED VALUATION		Taxes Receivable	222,367.74
Other Statutory Expenditures		1 Vacant Land 267 4.98 4,191,900.00		Tax Title Liens	9,026.85
CETA And Other Public Employment Programs		2 Residential 1043 62.82 52,398,900.00		Foreclosed Property	11,796.00
MUNICIPAL FUNCTIONS TOTAL	1,092,619.73	3 Form 30 2.94 2,473,100.00		Emergencies & Other Deferred Charges	85,080.00
CAPITAL IMPROVEMENTS *MEMO*	5,000.00	4a Commercial 76 13.66 11,506,100.00		State and Federal Aid Receivable	
DEBT SERVICE		4b Industrial 30 15.59 13,127,900.00		Other Receivables	10,309.69
Principal Payments	60,000.00	4c Apartments		Total	304,695.39
Interest Payments	45,250.85	Total 1496 84,202,900.00		LIABILITIES, RESERVES, AND SURPLUS	
DEFERRED CHARGES	10,481.20	Land Area 6.58 Sq. Miles		Cash Liabilities	203,296.41
SCHOOL, COUNTY, SPECIAL DISTRICT TAXES	2,660,667.67	Net Valuation Taxable-Municipal	85,157,591	Reserves for Receivables	253,500.23
RESERVE FOR UNCOLLECTED TAXES	234,511.66	Net Valuation Taxable-County	127,909,396	Surplus Dec. 31, 1988	447,399.20
EXPENDITURES TOTAL	4,103,531.11	State Equalized Valuation	137,325,465	Total	904,695.89
		State Equalization Ratio	61.52		

1603

Population 1980 6,607
 Population 1988 6,783
 S & P Rating
 Maady Rating BAA1

General Tax Rate Per \$100.

1.97

State Equalized Tax Rate

1.96

HALEDON BOROUGH - PASSAIC COUNTY

Form of Government:

Borough Council

Number of Members on Governing Body - 6

PER CAPITA:

Gross Debt 429.83
 Net Debt 321.07
 Debt Service 30.44
 Total Tax Levy 936.48
 Municipal Expenditures 524.24

PER CENT:

Gross Debt 1.12
 Net Debt .83
 Tax Levy Collected 98.34
 Tax Levy Cancelled, Abated or Adjusted .55

EXPENDITURES		REVENUES-REALIZED		1988 PROPERTY TAX	
GENERAL GOVERNMENT		1988 Property Taxes Collected		STATE EQUALIZED TAX RATE	
Governing Body & Public Boards		1988 Payments in Lieu of Taxes	6,246,470.57	Local District School Taxes	46 1,500,892.50
Municipal Clerk		Delinquent Tax & Lien Collections	262,924.68	Regional & Consolidated School Tax	41 1,317,459.16
Financial Administration	46,865.00	Business Personalty Replacement Taxes	76,347.64	School Taxes in Municipal Budget	
Assessment of Taxes	11,610.00	Taxes from Public Utilities	437,420.00	County Taxes	43 1,375,944.94
Collection of Taxes	33,275.00	Other Miscellaneous Tax Revenues		County Library Taxes	
Planning, Housing & Development	11,630.00	State Aid Revenues	125,571.11	Local Municipal Purpose Taxes	66 2,125,000.00
Human Resources	61,810.79	Federal Aid Revenues		Veteran & Senior Citizen Taxes	78,550.00
Elections	4,500.00	State and Local Fiscal Assistance Act Utilized		Total Taxes for Rate Computation	1.96 6,397,846.60
General Administration (other)	343,200.00	Sale of Acquired Property		Special District Taxes	
JUDICIARY		Other Miscellaneous Revenues	455,836.83	Bank Corp. Taxes	18,854.91
Municipal Courts	42,733.83			Added and Omitted Taxes	14,000.97
PUBLIC SAFETY		Total	7,604,570.83	Total Taxes Levied - ABSTRACT	6,352,152.48
Fire Protection	134,555.60	Prior Years Surplus Appropriated	432,265.00	Total Taxes Billed	6,351,667.38
Police Protection	617,115.41	REVENUES TOTAL	8,036,835.83	1988 TAXES COLLECTED	6,246,470.57
Civil Defense & Disaster Control	1,550.00	Reserve For Uncollected Taxes	352,991.06	1988 Taxes Cancelled, Abated or Adjusted	34,624.72
Environmental Inspection & Control	22,900.00	CAPITAL OUTLAY TOTAL	447,225.10	Transfer to Tax Title Liens or Foreclosed	72.89
Other Public Safety				Balance Outstanding Dec. 31, 1988	70,499.20
PUBLIC WORKS				PRIOR YEARS TAXES OUTSTANDING	
Streets and Drainage	241,300.00	Public Enterprises	247,107.46	Balance January 1, 1988	261,888.74
Sewers and Sewage Processing	276,130.00	Recreation—Culture		Collected in 1988	244,260.89
Garbage and Trash Disposal	473,500.00	Public Works	35,409.42	Cancelled, Abated or Adjusted 1988	44.37
Public Buildings and Grounds	166,100.00	Buildings and Grounds	164,708.22	Transfers to Tax Title Liens or Foreclosed	
Other Public Works	23,660.00	Library and Education		Balance December 31, 1988	17,583.48
HEALTH and WELFARE		Conservation		TAX TITLE LIENS OUTSTANDING	
Health Services Except Environmental	19,326.00	All Other		Balance January 1, 1988	20,460.55
Welfare-Public Assistance	11,010.00	CAPITAL DEBT AUTHORIZED, DECEMBER 31, 1988		Transfer From Taxes	72.89
Hospitals, Clinics, First Aid		ISSUED AND UNISSUED		Redeemed in 1988	18,663.79
Animal, Insect, & Rodent Control		School	725,239	Cancelled, Abated or Adjusted (1988)	408.59
Other Welfare Services		Self-liquidating	839,527	Transfers to Foreclosed Property	
RECREATION and CONSERVATION		Other	1,350,750	Balance December 31, 1988	1,461.06
Beaches and Boardwalks		Total	2,915,567	PROPERTY ACQUIRED BY DEED OR FORECLOSURE	
Parks, Playgrounds, Shade Trees		ISSUED AND OUTSTANDING		Balance January 1, 1988	10,425.00
Land Reclamation & Conservation		School	725,289.97	Transfers From Taxes or Liens	
Other Recreational Services	23,930.00	Self-Liquidating	839,527.42	Sale for Cash (1988)	
EDUCATION (excluding schools)		Other	1,350,750.00	Cancelled, Abated or Adjusted (1988)	
Libraries	30,345.00	Total	2,915,567.39	Balance December 31, 1988	10,425.00
Other Educational Services		EQUALIZED VALUATION BASIS		CURRENT FINANCES DECEMBER 31, 1988	
STATUTORY EXPENDITURES		FOR NET DEBT COMPUTATION	261,241,769	ASSETS	
Pensions & F. I. C. A.	132,600.00	REAL PROPERTY VALUATIONS		Cash Dec. 31, 1988	1,698,452.44
Employee Fringe Benefits	99,500.00	Code Class # of Parcels % VAL'N		Taxes Receivable	88,082.68
Other Statutory Expenditures	9,500.00	1 Vacant Land 131 1.37		Tax Title Liens	1,461.06
CETA And Other Public Employment Programs		2 Residential 1546 79.14		Foreclosed Property	10,425.00
MUNICIPAL FUNCTIONS TOTAL	2,903,676.63	3 Farm		Emergencies & Other Deferred Charges	61,456.00
CAPITAL IMPROVEMENTS *MEMO*	15,000.00	4a Commercial 126 9.33		State and Federal Aid Receivable	7,741.28
DEBT SERVICE		4b Industrial 30 6.34		Other Receivables	60,195.23
Principal Payments	124,030.00	4c Apartments 10 2.82		Total	1,927,813.69
Interest Payments	82,424.91	Total 1843		LIABILITIES, RESERVES, AND SURPLUS	
DEFERRED CHARGES	92,732.08	Land Area 1.30 Sq. Miles		Cash Liabilities	546,608.89
SCHOOL, COUNTY, SPECIAL DISTRICT TAXES	4,194,296.60	Net Valuation Taxable-Municipal	321,708,955	Reserves for Receivables	160,163.97
RESERVE FOR UNCOLLECTED TAXES	352,991.06	Net Valuation Taxable-County	280,869,196	Surplus Dec. 31, 1988	1,221,040.83
EXPENDITURES TOTAL	7,750,121.28	State Equalized Valuation	323,118,543	Total	1,927,813.69
		State Equalization Ratio	99.55		

1909
Population 1980 1,832
Population 1988 2,212
S & P Rating
Moody Rating BAA1

General Tax Rate Per \$100. 1.89
State Equalized Tax Rate 2.09

HAMBURG BOROUGH - SUSSEX COUNTY
Form of Government:
Borough Council
Number of Members on Governing Body - 6

PER CAPITA:
Gross Debt 1,835.45
Net Debt
Debt Service 1.36
Total Tax Levy 1,005.66
Municipal Expenditures 375.46
PER CENT.
Gross Debt 5.34
Net Debt
Tax Levy Collected 39.51
Tax Levy Cancelled, Abated or Adjusted 2.14

EXPENDITURES		REVENUES-REALIZED		1988 PROPERTY TAX	
GENERAL GOVERNMENT				STATE EQUALIZED TAX RATE → .32	
Governing Body & Public Boards		1988 Property Taxes Collected	1,995,359.09	Local District School Taxes	.32 796,578.50
Municipal Clerk		1988 Payments in Lieu of Taxes		Regional & Consolidated School Tax	.39 376,450.44
Financial Administration	24,000.00	Delinquent Tax & Lien Collections	159,651.54	School Taxes in Municipal Budget	
Assessment of Taxes	10,420.12	Business Personalty Replacement Taxes	38,493.16	County Taxes	.48 * 461,331.37
Collection of Taxes	7,300.00	Taxes from Public Utilities	94,231.60	County Library Taxes	.03 31,305.13
Planning, Housing & Development	9,050.00	Other Miscellaneous Tax Revenues		Local Municipal Purpose Taxes	.37 353,255.77
Human Resources		State Aid Revenues	34,776.32	Veteran & Senior Citizen Taxes	20,050.00
Elections	500.00	Federal Aid Revenues		Total Taxes for Rate Computation	2.09 2,044,521.71
General Administration (other)	149,630.00	State and Local Fiscal Assistance Act Utilized		Special District Taxes	
JUDICIARY		Sale of Acquired Property		Bank Corp. Taxes	1,393.40
Municipal Courts	29,000.00	Other Miscellaneous Revenues	269,945.95	Added and Omitted Taxes	200,364.36
PUBLIC SAFETY		Total	2,592,507.66	Total Taxes Levied - ABSTRACT	2,226,734.47
Fire Protection	15,113.83	Prior Years Surplus Appropriated	50,000.00	Total Taxes Billed	2,229,241.05
Police Protection	198,003.90	REVENUES TOTAL	2,642,507.66	1988 TAXES COLLECTED	1,995,359.09
Civil Defense & Disaster Control		Reserve For Uncollected Taxes	209,000.00	1988 Taxes Cancelled, Abated or Adjusted	47,681.25
Environmental Inspection & Control	16,500.00	CAPITAL OUTLAY TOTAL	26,878.25	Transfer to Tax Title Liens or Foreclosed	5,365.52
Other Public Safety		Public Enterprises	7,622.85	Balance Outstanding Dec. 31, 1988	179,835.19
PUBLIC WORKS		Recreation—Culture		PRIOR YEARS TAXES OUTSTANDING	
Streets and Drainage	51,733.80	Public Works		Balance January 1, 1988	180,746.29
Sewers and Sewage Processing		Buildings and Grounds	19,255.41	Collected in 1988	149,732.93
Garbage and Trash Disposal		Library and Education		Cancelled, Abated or Adjusted 1988	1,542.99
Public Buildings and Grounds	13,734.83	Conservation		Transfers to Tax Title Liens or Foreclosed	2,493.29
Other Public Works		All Other		Balance December 31, 1988	27,177.03
HEALTH and WELFARE		CAPITAL DEBT AUTHORIZED, DECEMBER 31, 1988		TAX TITLE LIENS OUTSTANDING	
Health Services Except Environmental	300.00	ISSUED AND UNISSUED		Balance January 1, 1988	13,313.06
Welfare-Public Assistance	500.00	School	1,566,753	Transfer From Taxes	9,116.17
Hospitals, Clinics, First Aid		Self-liquidating	2,493,278	Redeemed in 1988	9,718.61
Animal, Insect, & Rodent Control	1.00	Other		Cancelled, Abated or Adjusted (1988)	
Other Welfare Services		Total	4,060,036	Transfers to Foreclosed Property	
RECREATION and CONSERVATION		ISSUED AND OUTSTANDING		Balance December 31, 1988	12,510.62
Beaches and Boardwalks		School	1,566,753.25	PROPERTY ACQUIRED BY DEED OR FORECLOSURE	
Parks, Playgrounds, Shade Trees	3,000.00	Self-liquidating	2,430,000.00	Balance January 1, 1988	
Land Reclamation & Conservation		Other		Transfers From Taxes or Liens	
Other Recreational Services	450.00	Total	4,046,753.25	Sale for Cash (1988)	
EDUCATION (excluding schools)		EQUALIZED VALUATION BASIS		Cancelled, Abated or Adjusted (1988)	
Libraries		FOR NET DEBT COMPUTATION	75,965,552	Balance December 31, 1988	
Other Educational Services		REAL PROPERTY VALUATIONS		CURRENT FINANCES DECEMBER 31, 1988	
STATUTORY EXPENDITURES		Code Class # of Parcels % VAL'N ASSESSED VALUATION		ASSETS	
Pensions & F. I. C. A.	36,800.00	1 Vacant Land 548 7.07 7,577,200.00		Cash Dec. 31, 1988	449,323.33
Employee Fringe Benefits		2 Residential 611 68.89 73,328,300.00		Taxes Receivable	207,112.27
Other Statutory Expenditures	3,000.00	3 Farm 6 .36 333,900.00		Tax Title Liens	12,510.62
CETA And Other Public Employment Programs		4a Commercial 52 18.41 19,725,000.00		Foreclosed Property	
MUNICIPAL FUNCTIONS TOTAL	569,097.58	4b Industrial 4 4.88 5,232,600.00		Emergencies & Other Deferred Charges	39,340.00
CAPITAL IMPROVEMENTS *MEMO*	5,000.00	4c Apartments 1 .39 414,900.00		State and Federal Aid Receivable	6,958.89
DEBT SERVICE		Total 1222 107,161,900.00		Other Receivables	1,788.32
Principal Payments	3,000.00	Land Area 1.20 Sq. Miles		Total	717,433.48
Interest Payments		Net Valuation Taxable-Municipal	107,347,973	LIABILITIES, RESERVES, AND SURPLUS	
DEFERRED CHARGES	49,413.85	Net Valuation Taxable-County	87,137,832	Cash Liabilities	156,632.89
SCHOOL, COUNTY, SPECIAL DISTRICT TAXES	1,666,215.94	State Equalized Valuation	97,121,306	Reserves for Receivables	221,311.21
RESERVE FOR UNCOLLECTED TAXES	209,000.00	State Equalization Ratio	110.55	Surplus Dec. 31, 1988	339,489.38
EXPENDITURES TOTAL	2,496,727.37			Total	717,433.48

Population 1980 9,499
 Population 1988 14,072
 S & P Rating
 Moody Rating

General Tax Rate Per \$100.

2.31

State Equalized Tax Rate

2.19

HAMILTON TOWNSHIP - ATLANTIC CO.**Form of Government:****Township Committee****Number of Members on Governing Body - 5****PER CAPITA:**

Gross Debt 564.30
 Net Debt 307.32
 Debt Service 52.49
 Total Tax Levy 1,058.86
 Municipal Expenditures 478.25

PER CENT:

Gross Debt 1.57
 Net Debt .85
 Tax Levy Collected 92.00
 Tax Levy Cancelled, Abated or Adjusted .64

EXPENDITURES		REVENUES-REALIZED		1988 PROPERTY TAX	
GENERAL GOVERNMENT				STATE EQUALIZED TAX RATE	
Governing Body & Public Boards		1988 Property Taxes Collected	13,705,086.84	Local District School Taxes .88	5,445,841.00
Municipal Clerk	77,595.00	1988 Payments in Lieu of Taxes	18,535.18	Regional & Consolidated School Tax .63	3,935,515.67
Financial Administration	33,955.00	Delinquent Tax & Lien Collections	770,081.91	School Taxes in Municipal Budget	
Assessment of Taxes	92,760.00	Business Personalty Replacement Taxes	149,576.72	County Taxes .44 *	2,763,192.59
Collection of Taxes	112,230.00	Taxes from Public Utilities	2,210,832.00	County Library Taxes .03	188,194.57
Planning, Housing & Development	155,920.00	Other Miscellaneous Tax Revenues		Local Municipal Purpose Taxes .20	1,223,491.23
Human Resources	90,331.77	State Aid Revenues	142,156.33	Veteran & Senior Citizen Taxes	144,750.00
Elections		Federal Aid Revenues		Total Taxes for Rate Computation 2.18	13,700,985.06
General Administration (other)	344,536.00	State and Local Fiscal Assistance Act Utilized	3,428.42	Special District Taxes	576,000.00
JUDICIARY		Sole of Acquired Property	771,695.00	Bank Corp. Taxes	6,625.65
Municipal Courts	167,155.00	Other Miscellaneous Revenues	1,553,730.08	Added and Omitted Taxes	761,391.29
PUBLIC SAFETY		Total	19,330,172.48	Total Taxes Levied - ABSTRACT	14,900,252.00
Fire Protection	136,850.00	Prior Years Surplus Appropriated	1,632,425.00	Total Taxes Billed	14,896,220.07
Police Protection	295,431.32	REVENUES	20,962,597.43	1988 TAXES COLLECTED	13,705,086.84
Civil Defense & Disaster Control	6,000.00	Reserve For Uncollected Taxes	1,383,984.23	1988 Taxes Cancelled, Abated or Adjusted	94,908.64
Environmental Inspection & Control	270,135.00	CAPITAL OUTLAY	798,038.27	Transfer to Tax Title Liens or Foreclosed	92,811.89
Other Public Safety		Total		Balance Outstanding Dec. 31, 1988	1,004,222.70
PUBLIC WORKS				PRIOR YEARS TAXES OUTSTANDING	
Streets and Drainage	1,625,679.38	Public Enterprises		Balance January 1, 1988	762,671.42
Sewers and Sewage Processing		Recreation—Culture		Collected in 1988	707,428.80
Gorbage and Trash Disposal		Public Works	728,445.56	Cancelled, Abated or Adjusted 1988	6,425.93
Public Buildings and Grounds	90,234.00	Buildings and Grounds	69,642.71	Transfers to Tax Title Liens or Foreclosed	45,846.45
Other Public Works		Library and Education		Balance December 31, 1988	2,970.24
HEALTH and WELFARE		Conservation		TAX TITLE LIENS OUTSTANDING	
Health Services Except Environmental	1,725.00	All Other		Balance January 1, 1988	242,460.68
Welfare-Public Assistance	33,152.00	CAPITAL DEBT AUTHORIZED, DECEMBER 31, 1988		Transfer From Taxes	148,362.90
Hospitals, Clinics, First Aid		ISSUED AND UNISSUED		Redeemed in 1988	62,653.11
Animal, Insect, & Rodent Control	13,400.00	School	3,616,123	Cancelled, Abated or Adjusted (1988)	
Other Welfare Services		Self-liquidating		Transfers to Foreclosed Property	
RECREATION and CONSERVATION		Other	4,324,670	Balance December 31, 1988	328,170.47
Beaches and Boardwalks		Total	7,940,798	PROPERTY ACQUIRED BY DEED OR FORECLOSURE	
Parks, Playgrounds, Shade Trees		ISSUED AND OUTSTANDING		Balance January 1, 1988	2,261,114.00
Land Reclamation & Conservation	1,425.00	School	3,616,123.30	Transfers From Taxes or Liens	
Other Recreational Services	73,550.00	Self-liquidating		Sale for Cash (1988)	771,695.00
EDUCATION (excluding schools)		Other	3,600,920.00	Cancelled, Abated or Adjusted (1988)	
Libraries		Total	7,217,048.30	Balance December 31, 1988	1,489,419.00
Other Educational Services	42,800.00	EQUALIZED VALUATION BASIS		CURRENT FINANCES DECEMBER 31, 1988	
STATUTORY EXPENDITURES		FOR NET DEBT COMPUTATION	507,022,091	ASSETS	
Pensions & F. I. C. A.	277,600.00	REAL PROPERTY VALUATIONS		Cash Dec. 31, 1988	7,760,182.45
Employee Fringe Benefits		Code Class # of Parcels % VAL'N		Taxes Receivable	1,007,192.94
Other Statutory Expenditures	12,000.00	1 Vacant Land 7574 14.15	81,852,500.00	Tax Title Liens	328,170.47
CETA And Other Public Employment Programs		2 Residential 4961 57.39	331,869,900.00	Foreclosed Property	1,489,419.00
MUNICIPAL FUNCTIONS	4,519,805.47	3 Farm 346 1.79	10,343,500.00	Emergencies & Other Deferred Charges	176,737.72
CAPITAL IMPROVEMENTS	175,000.00	4a Commercial 193 22.53	130,312,700.00	State and Federal Aid Receivable	24,842.48
DEBT SERVICE		4b Industrial 11 2.88	16,642,400.00	Other Receivables	23,494.29
Principal Payments	509,129.30	4c Apartments 8 1.26	7,290,500.00	Total	10,810,039.35
Interest Payments	229,572.82	Total 13093	578,311,500.00	LIABILITIES, RESERVES, AND SURPLUS	
DEFERRED CHARGES	87,330.72	Land Area 113.40 Sq. Miles		Cash Liabilities	4,590,412.71
SCHOOL, COUNTY, SPECIAL DISTRICT TAXES	12,908,743.83	Net Valuation Taxable-Municipal	587,971,247	Reserves for Receivables	2,848,276.70
RESERVE FOR UNCOLLECTED TAXES	1,383,934.23	Net Valuation Taxable-County	582,076,457	Surplus Dec. 31, 1988	3,371,349.94
EXPENDITURES	19,638,616.37	State Equalized Valuation	620,659,747	Total	10,810,039.35
		State Equalization Ratio	94.65		

*Includes County Health Service Taxes or County Vocational School Taxes. See Table 13.

Population 1980 82,801
 Population 1988 87,740
 S & P Rating
 Moody Rating A1

General Tax Rate Per \$100. 5.59
 State Equalized Tax Rate 1.99

HAMILTON TOWNSHIP -- MERCER COUNTY

Form of Government:

Mayor-Council Plan E (OMCL 50)

Number of Members on Governing Body - 5

PER CAPITA:

Gross Debt 1,040.87
 Net Debt 464.33
 Debt Service 55.43
 Total Tax Levy 354.12
 Municipal Expenditures 476.65

PER CENT:

Gross Debt 3.12
 Net Debt 1.39
 Tax Levy Collected 97.26
 Tax Levy Cancelled, Abated or Adjusted .03

EXPENDITURES		REVENUES-REALIZED		1988 PROPERTY TAX	
GENERAL GOVERNMENT				STATE EQUALIZED TAX RATE 1.12	
Governing Body & Public Boords	311,139.00	1988 Property Taxes Collected 72,928,283.57		Local District School Taxes	39,631,216.50
Municipal Clerk	203,035.00	1988 Payments in Lieu of Taxes 116,598.60		Regional & Consolidated School Tax	
Financial Administration	323,990.00	Delinquent Tax & Lien Collections 1,962,910.85		School Taxes in Municipal Budget	
Assessment of Taxes	186,310.00	Business Personalty Replacement Taxes 977,727.20		County Taxes	17,194,467.94
Collection of Taxes	341,953.00	Taxes from Public Utilities 16,714,743.00		County Library Taxes	
Planning, Housing & Development	222,033.00	Other Miscellaneous Tax Revenues 2,213,332.75		Local Municipal Purpose Taxes	13,450,043.35
Human Resources	1,599,913.11	State Aid Revenues 239.21		Veteran & Senior Citizen Taxes	1,123,250.00
Elections		Federal Aid Revenues		Total Taxes for Rate Computation	71,448,977.79
General Administration (ather)	5,008,779.00	State and Local Fiscal Assistance Act Utilized		Special District Taxes	4,049,639.60
JUDICIARY		Sale of Acquired Property		Bank Corp. Taxes	40,149.36
Municipal Courts	552,190.33	Other Miscellaneous Revenues		Added and Omitted Taxes	524,607.15
PUBLIC SAFETY		Total 98,313,251.45		Total Taxes Levied - ABSTRACT	74,940,173.90
Fire Protection	15,000.00	Prior Years Surplus Appropriated		Total Taxes Billed	74,979,202.02
Police Protection	6,401,472.37	REVENUES TOTAL 102,913,251.45		1988 TAXES COLLECTED	72,928,283.57
Civil Defense & Disaster Control	13,964.00	Reserve For Uncollected Taxes		1988 Taxes Cancelled, Abated or Adjusted	25,692.50
Environmental Inspection & Control	707,705.00	CAPITAL OUTLAY TOTAL 7,833,060.52		Transfer to Tax Title Liens or Foreclosed	51,723.39
Other Public Safety				Balance Outstanding Dec. 31, 1988	1,973,502.56
PUBLIC WORKS				PRIOR YEARS TAXES OUTSTANDING	
Streets and Drainage	2,649,341.00	Public Enterprises 2,852,578.03		Balance January 1, 1988	1,814,043.26
Sewers and Sewage Processing		Recreation—Culture		Collected in 1988	1,762,330.60
Garbage and Trash Disposol	5,091,146.00	Public Works 4,161,597.73		Cancelled, Abated or Adjusted 1988	2,575.15
Public Buildings and Grounds	1,534,732.00	Buildings and Grounds 668,834.76		Transfers to Tax Title Liens or Foreclosed	4,135.55
Other Public Works	638,546.21	Library and Education 150,000.00		Balance December 31, 1988	45,001.76
HEALTH and WELFARE		Conservation		TAX TITLE LIENS OUTSTANDING	
Health Services Except Environmental	1,138,336.00	All Other		Balance January 1, 1988	336,521.76
Welfare-Public Assistance	136,605.00	CAPITAL DEBT AUTHORIZED, DECEMBER 31, 1988		Transfer From Taxes	55,858.94
Hospitals, Clinics, First Aid		ISSUED AND UNISSUED GROSS DEBT NET DEBT		Redeemed in 1988	200,530.05
Animal, Insect, & Rodent Control		School 1,519,000		Cancelled, Abated or Adjusted (1988)	3,953.47
Other Welfare Services		Self-Liquidating 25,559,176		Transfers to Foreclosed Property	32,534.60
RECREATION and CONSERVATION		Other 64,247,662		Balance December 31, 1988	155,307.58
Beaches and Boardwalks		Total 91,325,838		PROPERTY ACQUIRED BY DEED OR FORECLOSURE	
Parks, Playgrounds, Shode Trees		ISSUED AND OUTSTANDING		Balance January 1, 1988	340,145.00
Land Reclamation & Conservation	1,110.00	School 1,519,000.00		Transfers From Taxes or Liens	32,534.60
Other Recreational Services	1,449,053.00	Self-Liquidating 18,300,000.00		Sale for Cash (1988)	
EDUCATION (excluding schools)		Other 53,320,811.00		Cancelled, Abated or Adjusted (1988)	
Libraries	1,222,830.00	Total 73,639,811.00		Balance December 31, 1988	372,679.60
Other Educational Services	7,650.00	EQUALIZED VALUATION BASIS		CURRENT FINANCES DECEMBER 31, 1988	
STATUTORY EXPENDITURES		FOR NET DEBT COMPUTATION 2,923,646,265		ASSETS	
Pensions & F. I. C. A.	2,755,000.00	REAL PROPERTY VALUATIONS		Cash Dec. 31, 1988	11,999,749.45
Employee Fringe Benefits	1,690,000.00	Code Class # of Parcels % VAL'N ASSESSED VALUATION		Taxes Receivable	2,013,504.32
Other Statutory Expenditures	1,000.00	1 Vacant Land 1770 2.12 26,311,750.00		Tax Title Liens	155,307.58
CETA And Other Public Employment Programs		2 Residential 25379 76.30 947,144,450.00		Foreclosed Property	372,679.60
MUNICIPAL FUNCTIONS TOTAL 34,257,938.32		3 Farm 276 .52 6,503,450.00		Emergencies & Other Deferred Charges	
CAPITAL IMPROVEMENTS *MEMO* 230,000.00		4a Commercial 1062 13.52 167,836,300.00		State and Federal Aid Receivable	207,931.09
DEBT SERVICE		4b Industrial 53 3.45 42,841,150.00		Other Receivables	318,376.43
Principal Payments	2,640,000.00	4c Apartments 56 4.08 50,638,900.00		Total	15,072,548.47
Interest Payments	2,223,506.92	Total 23611 1,241,326,000.00		LIABILITIES, RESERVES, AND SURPLUS	
DEFERRED CHARGES	100,000.00	Land Area 39.38 Sq. Miles		Cash Liabilities	8,254,735.89
SCHOOL, COUNTY, SPECIAL DISTRICT TAXES	60,925,374.04	Net Valuation Taxable-Municipal 1,259,349,846		Reserves for Receivables	2,864,867.93
RESERVE FOR UNCOLLECTED TAXES	2,600,000.00	Net Valuation Taxable-County 3,022,925,167		Surplus Dec. 31, 1988	3,952,944.65
EXPENDITURES TOTAL 102,746,819.23		State Equalized Valuation 3,502,936,316		Total	15,072,548.47
		State Equalization Ratio 35.62			

0113

Population 1980 12,298
 Population 1988 12,359
 S & P Rating 333+
 Moody Rating AAA

General Tax Rate Per \$100.

2.37

State Equalized Tax Rate

2.25

HAMMONTON TOWN - ATLANTIC COUNTY**Form of Government:****Special Charter (P.L. 1866 c. 85)****Number of Members on Governing Body - 7****PER CAPITA:**

Gross Debt 1,193.56
 Net Debt 330.96
 Debt Service 55.79
 Total Tax Levy 811.72
 Municipal Expenditures 373.30

PER CENT:

Gross Debt 3.86
 Net Debt 1.07
 Tax Levy Collected 93.11
 Tax Levy Cancelled, Abated or Adjusted .17

EXPENDITURES		REVENUES-REALIZED		1988 PROPERTY TAX	
GENERAL GOVERNMENT				STATE EQUALIZED TAX RATE	
Governing Body & Public Boards		1988 Property Taxes Collected	9,330,748.85	Local District School Taxes	1.29 5,681,201.00
Municipal Clerk		1988 Payments in Lieu of Taxes		Regional & Consolidated School Tax	
Financial Administration	64,391.81	Delinquent Tax & Lien Collections	525,434.74	School Taxes in Municipal Budget	
Assessment of Taxes	40,000.00	Business Personalty Replacement Taxes	197,737.48	County Taxes	.43 * 1,893,222.73
Collection of Taxes	44,000.00	Taxes from Public Utilities	755,231.84	County Library Taxes	.03 130,367.75
Planning, Housing & Development	23,000.00	Other Miscellaneous Tax Revenues		Local Municipal Purpose Taxes	.50 2,184,950.60
Human Resources	45,051.47	State Aid Revenues	148,809.92	Veteran & Senior Citizen Taxes	
Elections	6,668.33	Federal Aid Revenues		Total Taxes for Rate Computation	2.25 10,073,142.08
General Administration (other)	559,555.00	State and Local Fiscal Assistance Act Utilized	756.00	Special District Taxes	
JUDICIARY		Sale of Acquired Property		Bank Corp. Taxes	11,109.51
Municipal Courts	71,900.00	Other Miscellaneous Revenues	542,972.37	Added and Omitted Taxes	131,218.16
PUBLIC SAFETY		Total	11,501,691.20	Total Taxes Levied - ABSTRACT	10,032,069.75
Fire Protection	31,455.92	Prior Years Surplus Appropriated	291,079.19	Total Taxes Billed	10,020,960.24
Police Protection	871,230.78	REVENUES	11,792,770.39	1988 TAXES COLLECTED	9,330,748.85
Civil Defense & Disaster Control		Reserve For Uncollected Taxes	587,231.47	1988 Taxes Cancelled, Abated or Adjusted	17,236.03
Environmental Inspection & Control	104,400.00	CAPITAL OUTLAY	1,328,570.46	Transfer to Tax Title Liens or Foreclosed	11,326.05
Other Public Safety		TOTAL		Balance Outstanding Dec. 31, 1988	661,649.31
PUBLIC WORKS				PRIOR YEARS TAXES OUTSTANDING	
Streets and Drainage	310,796.67	Public Enterprises	582,549.75	Balance January 1, 1988	557,111.79
Sewers and Sewage Processing		Recreation—Culture	1,620.98	Collected in 1988	510,824.52
Garbage and Trash Disposal	453,824.43	Public Works	508,186.36	Cancelled, Abated or Adjusted 1988	
Public Buildings and Grounds	54,041.81	Buildings and Grounds	236,213.37	Transfers to Tax Title Liens or Foreclosed	17,919.33
Other Public Works		Library and Education		Balance December 31, 1988	28,367.94
HEALTH and WELFARE		Conservation		TAX TITLE LIENS OUTSTANDING	
Health Services Except Environmental	500.00	All Other		Balance January 1, 1988	78,518.65
Welfare-Public Assistance	6,500.00	CAPITAL DEBT AUTHORIZED, DECEMBER 31, 1988		Transfer From Taxes	32,241.85
Hospitals, Clinics, First Aid		ISSUED AND UNISSUED		Redeemed in 1988	14,610.22
Animal, Insect, & Rodent Control	9,000.00	School	1,111,000	Cancelled, Abated or Adjusted (1988)	
Other Welfare Services		Self-liquidating	9,549,850	Transfers to Foreclosed Property	
RECREATION and CONSERVATION		Other	4,090,352	Balance December 31, 1988	96,150.28
Beaches and Boardwalks	4,160.00	Total	14,751,202	PROPERTY ACQUIRED BY DEED OR FORECLOSURE	
Parks, Playgrounds, Shade Trees	24,445.00	ISSUED AND OUTSTANDING		Balance January 1, 1988	12,281.00
Land Reclamation & Conservation	16,350.00	School	1,111,000.00	Transfers From Taxes or Liens	
Other Recreational Services	24,850.00	Self-Liquidating	2,597,000.00	Sale for Cash (1988)	
EDUCATION (excluding schools)		Other	3,506,614.92	Cancelled, Abated or Adjusted (1988)	
Libraries		Total	7,214,614.92	Balance December 31, 1988	12,281.00
Other Educational Services		EQUALIZED VALUATION BASIS		CURRENT FINANCES DECEMBER 31, 1988	
STATUTORY EXPENDITURES		FOR NET DEBT COMPUTATION	382,086,978	ASSETS	
Pensions & F. I. C. A.	259,000.00	REAL PROPERTY VALUATIONS		Cash Dec. 31, 1988	1,210,287.22
Employee Fringe Benefits	198,675.52	Code Class # of Parcels % VAL'N		Taxes Receivable	690,017.25
Other Statutory Expenditures		1 Vacant Land 912 3.93	16,002,500.00	Tax Title Liens	96,150.28
CETA And Other Public Employment Programs		2 Residential 3430 61.51	250,437,600.00	Foreclosed Property	12,281.00
MUNICIPAL FUNCTIONS		3 Farm 668 4.84	19,716,300.00	Emergencies & Other Deferred Charges	56,992.85
CAPITAL IMPROVEMENTS	30,000.00	4a Commercial 343 18.95	77,162,700.00	State and Federal Aid Receivable	
DEBT SERVICE		4b Industrial 35 8.57	34,887,800.00	Other Receivables	17,509.42
Principal Payments	431,354.31	4c Apartments 13 2.20	8,962,300.00	Total	2,083,238.02
Interest Payments	253,113.99	Total 5401	407,219,200.00	LIABILITIES, RESERVES, AND SURPLUS	
DEFERRED CHARGES	43,000.00	Land Area 41.80 Sq. Miles		Cash Liabilities	691,103.43
SCHOOL, COUNTY, SPECIAL DISTRICT TAXES	7,704,791.48	Net Valuation Taxable-Municipal	417,609,691	Reserves for Receivables	815,957.95
RESERVE FOR UNCOLLECTED TAXES	587,231.47	Net Valuation Taxable-County	403,220,984	Surplus Dec. 31, 1988	576,176.64
EXPENDITURES		State Equalized Valuation	439,584,420	Total	2,083,238.02
TOTAL	12,313,348.04	State Equalization Ratio	94.88		

*Includes County Health Service Taxes or County Vocational School Taxes. See Table 13.

1013

Population 1980 1,614
 Population 1988 1,686
 S & P Rating
 Moody Rating

General Tax Rate Per \$100.

2.65

State Equalized Tax Rate

2.54

HAMPTON BOROUGH HUNTERDON CO.**Form of Government:****Borough Council****Number of Members on Governing Body - 6****PER CAPITA:**

Gross Debt 635.35
 Net Debt 259.63
 Debt Service 12.17
 Total Tax Levy 939.95
 Municipal Expenditures 483.37

PER CENT:

Gross Debt 2.08
 Net Debt .85
 Tax Levy Collected 90.38
 Tax Levy Cancelled, Abated or Adjusted 1.41

EXPENDITURES		REVENUES-REALIZED		1988 PROPERTY TAX	
GENERAL GOVERNMENT				STATE EQUALIZED TAX RATE	
Governing Body & Public Boards		1988 Property Taxes Collected	1,433,086.03	Local District School Taxes	474,463.00
Municipal Clerk		1988 Payments in Lieu of Taxes	11,899.30	Regional & Consolidated School Tax	291,239.48
Financial Administration	10,944.86	Delinquent Tax & Lien Collections	74,580.85	School Taxes in Municipal Budget	
Assessment of Taxes	4,400.00	Business Personalty Replacement Taxes	7,716.60	County Taxes	232,321.58
Collection of Taxes	7,353.09	Taxes from Public Utilities	39,877.00	County Library Taxes	11,544.26
Planning, Housing & Development	13,190.00	Other Miscellaneous Tax Revenues		Local Municipal Purpose Taxes	557,322.08
Human Resources	21,000.00	State Aid Revenues	41,763.94	Veteran & Senior Citizen Taxes	11,150.00
Elections		Federal Aid Revenues		Total Taxes for Rate Computation	1,578,040.40
General Administration (other)	106,537.75	State and Local Fiscal Assistance Act Utilized		Special District Taxes	
JUDICIARY		Sale of Acquired Property		Bank Corp. Taxes	
Municipal Courts	15,250.00	Other Miscellaneous Revenues	75,507.83	Added and Omitted Taxes	17,856.92
PUBLIC SAFETY		Total	1,634,431.55	Total Taxes Levied - ABSTRACT	1,534,747.32
Fire Protection	24,500.00	Prior Years Surplus Appropriated	25,000.00	Total Taxes Billed	1,585,603.18
Police Protection	73,850.00	REVENUES TOTAL	1,709,431.55	1988 TAXES COLLECTED	1,433,086.03
Civil Defense & Disaster Control	200.00	Reserve For Uncollected Taxes	173,643.85	1988 Taxes Cancelled, Abated or Adjusted	22,327.08
Environmental Inspection & Control	850.00			Transfer to Tax Title Liens or Foreclosed	20,225.96
Other Public Safety				Balance Outstanding Dec. 31, 1988	109,966.11
PUBLIC WORKS		CAPITAL OUTLAY TOTAL	2,550.00	PRIOR YEARS TAXES OUTSTANDING	
Streets and Drainage	33,648.87	Public Enterprises		Balance January 1, 1988	75,078.37
Sewers and Sewage Processing		Recreation—Culture		Collected in 1988	69,024.39
Garbage and Trash Disposal	107,600.00	Public Works	2,550.00	Cancelled, Abated or Adjusted 1988	1,280.50
Public Buildings and Grounds	25,746.05	Buildings and Grounds		Transfers to Tax Title Liens or Foreclosed	
Other Public Works	40,655.65	Library and Education		Balance December 31, 1988	4,773.48
HEALTH and WELFARE		Conservation		TAX TITLE LIENS OUTSTANDING	
Health Services Except Environmental	4,575.31	All Other		Balance January 1, 1988	50,345.91
Welfare—Public Assistance	2,050.00			Transfer From Taxes	20,225.96
Hospitals, Clinics, First Aid	100.00	CAPITAL DEBT AUTHORIZED, DECEMBER 31, 1988		Redeemed in 1988	5,556.46
Animal, Insect, & Rodent Control	1,235.00	ISSUED AND UNISSUED GROSS DEBT NET DEBT		Cancelled, Abated or Adjusted (1988)	
Other Welfare Services		School 127,966		Transfers to Foreclosed Property	
RECREATION and CONSERVATION		Self-liquidating 781,235	275,315	Balance December 31, 1988	65,015.41
Beaches and Boardwalks	4,723.61	Other 162,000	162,000	PROPERTY ACQUIRED BY DEED OR FORECLOSURE	
Parks, Playgrounds, Shade Trees	2,500.00	Total 1,071,202	437,315	Balance January 1, 1988	
Land Reclamation & Conservation	6,925.39			Transfers From Taxes or Liens	
Other Recreational Services	3,350.00	ISSUED AND OUTSTANDING		Sale for Cash (1988)	
EDUCATION (excluding schools)		School 36,189.21		Cancelled, Abated or Adjusted (1988)	
Libraries		Self-liquidating 781,235.88		Balance December 31, 1988	
Other Educational Services	500.00	Other 162,000.00	979,425.09	CURRENT FINANCES DECEMBER 31, 1988	
STATUTORY EXPENDITURES		Total		ASSETS	
Pensions & F. I. C. A.	12,747.63	EQUALIZED VALUATION BASIS		Cash Dec. 31, 1988	424,351.85
Employee Fringe Benefits	15,000.00	FOR NET DEBT COMPUTATION	51,415,759	Taxes Receivable	114,739.59
Other Statutory Expenditures	1,333.00	REAL PROPERTY VALUATIONS		Tax Title Liens	65,015.41
CETA And Other Public Employment Programs		Code Class # of Parcels % VAL'N	ASSESSED VALUATION	Foreclosed Property	
MUNICIPAL FUNCTIONS TOTAL	545,866.21	1 Vacant Land 68 4.55	2,643,151.00	Emergencies & Other Deferred Charges	9,904.74
CAPITAL IMPROVEMENTS *MEMO*	2,993.00	2 Residential 407 81.92	47,540,281.00	State and Federal Aid Receivable	
DEBT SERVICE		3 Farm 20 2.78	1,613,184.00	Other Receivables	13,833.49
Principal Payments	9,000.00	4a Commercial 15 5.34	3,104,200.00	Total	627,845.08
Interest Payments	11,512.50	4b Industrial 2 .97	563,900.00	LIABILITIES, RESERVES, AND SURPLUS	
		4c Apartments 6 4.45	2,587,900.00	Cash Liabilities	352,388.54
		Total 518	58,152,616.00	Reserves for Receivables	193,588.49
DEFERRED CHARGES	83,376.76	Land Area 1.40 Sq. Miles		Surplus Dec. 31, 1988	81,868.05
SCHOOL, COUNTY, SPECIAL DISTRICT TAXES	1,009,568.32	Net Valuation Taxable-Municipal	58,498,069	Total	627,845.08
RESERVE FOR UNCOLLECTED TAXES	173,643.85	Net Valuation Taxable-County	53,025,326		
EXPENDITURES TOTAL	1,832,967.64	State Equalized Valuation	61,597,418		
		State Equalization Ratio	94.94		

1910

HAMPTON TOWNSHIP - SUSSEX COUNTY

Form of Government:

Township Committee

Number of Members on Governing Body - 5

PER CAPITA:

Grass Debt	345.77
Net Debt	189.46
Debt Service	9.59
Total Tax Levy	1,010.12
Municipal Expenditures	432.64

PER CENT:

Gross Debt	.81
Net Debt	.45
Tax Levy Collected	91.68
Tax Levy Cancelled, Abated or Adjusted	

Population 1980 3,916
 Population 1988 4,683
 S & P Rating
 Moody Rating

General Tax Rate Per \$100.

3.45

State Equalized Tax Rate

1.76

EXPENDITURES		REVENUES-REALIZED		1988 PROPERTY TAX	
GENERAL GOVERNMENT				STATE EQUALIZED TAX RATE	
Governing Body & Public Boards		1988 Property Taxes Collected	4,331,065.35	Local District School Taxes	.47
Municipal Clerk		1988 Payments in Lieu of Taxes		Regional & Consolidated School Tax	.54
Financial Administration	23,000.00	Delinquent Tax & Lien Collections	334,274.00	School Taxes in Municipal Budget	
Assessment of Taxes	176,130.00	Business Personalty Replacement Taxes	46,064.36	County Taxes	.43 *
Collection of Taxes	75,315.00	Taxes from Public Utilities	223,319.00	County Library Taxes	.03
Planning, Housing & Development	57,675.00	Other Miscellaneous Tax Revenues		Local Municipal Purpose Taxes	.29
Human Resources		State Aid Revenues	42,546.44	Veteran & Senior Citizen Taxes	
Elections		Federal Aid Revenues	597.00	Total Taxes for Rate Computation	1.76
General Administration (other)	142,500.00	State and Local Fiscal Assistance Act Utilized		Special District Taxes	
JUDICIARY		Sale of Acquired Property		Bank Corp. Taxes	6,225.55
Municipal Courts	36,100.00	Other Miscellaneous Revenues	277,272.22	Added and Omitted Taxes	188,900.79
PUBLIC SAFETY		Total	5,310,138.37	Total Taxes Levied - ABSTRACT	4,730,379.74
Fire Protection	95,325.00	Prior Years Surplus Appropriated	400,000.00	Total Taxes Billed	4,724,154.19
Police Protection	9,000.00	REVENUES TOTAL	5,710,138.37	1988 TAXES COLLECTED	4,331,065.35
Civil Defense & Disaster Control	2,300.00	Reserve For Uncollected Taxes	412,513.30	1988 Taxes Cancelled, Abated or Adjusted	
Environmental Inspection & Control	47,525.00	CAPITAL OUTLAY TOTAL	73,852.90	Transfer to Tax Title Liens or Foreclosed	8,618.10
Other Public Safety				Balance Outstanding Dec. 31, 1988	384,470.74
PUBLIC WORKS				PRIOR YEARS TAXES OUTSTANDING	
Streets and Drainage	290,275.00	Public Enterprises		Balance January 1, 1988	452,809.90
Sewers and Sewage Processing		Recreation—Culture		Collected in 1988	328,438.91
Garbage and Trash Disposal	262,355.00	Public Works	20,037.09	Cancelled, Abated or Adjusted 1988	
Public Buildings and Grounds	16,250.00	Buildings and Grounds	53,765.81	Transfers to Tax Title Liens or Foreclosed	
Other Public Works		Library and Education		Balance December 31, 1988	124,370.99
HEALTH and WELFARE		Conservation		TAX TITLE LIENS OUTSTANDING	
Health Services Except Environmental	3,530.00	All Other		Balance January 1, 1988	421,382.61
Welfare-Public Assistance	6,350.00	CAPITAL DEBT AUTHORIZED, DECEMBER 31, 1988		Transfer From Taxes	
Hospitals, Clinics, First Aid	300.00	ISSUED AND UNISSUED GROSS DEBT		Redeemed in 1988	55,835.09
Animal, Insect, & Rodent Control	1,100.00	School	731,993	Cancelled, Abated or Adjusted (1988)	
Other Welfare Services		Self-liquidating		Transfers to Foreclosed Property	60,900.38
RECREATION and CONSERVATION		Other	887,232	Balance December 31, 1988	304,647.14
Beaches and Boardwalks		Total	1,619,226	PROPERTY ACQUIRED BY DEED OR	
Parks, Playgrounds, Shade Trees		ISSUED AND OUTSTANDING		FORECLOSURE	
Land Reclamation & Conservation	100,000.00	School	631,236.40	Balance January 1, 1988	180,281.52
Other Recreational Services	7,400.00	Self-Liquidating		Transfers From Taxes or Liens	69,518.48
EDUCATION (excluding schools)		Other	332,934.00	Sale for Cash (1988)	
Libraries		Total	1,014,220.40	Cancelled, Abated or Adjusted (1988)	
Other Educational Services		EQUALIZED VALUATION BASIS		Balance December 31, 1988	249,800.00
STATUTORY EXPENDITURES		FOR NET DEBT COMPUTATION	198,948,531	CURRENT FINANCES DECEMBER 31, 1988	
Pensions & F. I. C. A.	60,500.00	REAL PROPERTY VALUATIONS		ASSETS	
Employee Fringe Benefits	44,000.00	Code Class # of Parcels % VAL'N		Cash Dec. 31, 1988	790,987.25
Other Statutory Expenditures		1 Vacant Land 1522 9.23	12,095,331.00	Taxes Receivable	508,841.73
CETA And Other Public Employment Programs		2 Residential 1435 70.00	91,759,655.00	Tax Title Liens	304,647.14
MUNICIPAL FUNCTIONS TOTAL	1,447,430.00	3 Farm 355 7.50	9,827,358.00	Foreclosed Property	249,800.00
CAPITAL IMPROVEMENTS *MEMO*	10,000.00	4a Commercial 61 13.28	17,405,913.00	Emergencies & Other Deferred Charges	140,000.00
DEBT SERVICE		4b Industrial		State and Federal Aid Receivable	26,258.14
Principal Payments	17,225.00	4c Apartments		Other Receivables	236,450.30
Interest Payments	27,679.68	Total	3373	Total	2,256,984.56
DEFERRED CHARGES	121,130.81	Land Area 24.95 Sq. Miles		LIABILITIES, RESERVES, AND SURPLUS	
SCHOOL, COUNTY, SPECIAL DISTRICT TAXES	3,790,026.29	Net Valuation Taxable-Municipal	131,613,155	Cash Liabilities	379,568.86
RESERVE FOR UNCOLLECTED TAXES	412,518.30	Net Valuation Taxable-County	210,132,511	Reserves for Receivables	1,299,739.17
EXPENDITURES TOTAL	5,816,030.03	State Equalized Valuation	257,863,447	Surplus Dec. 31, 1988	577,676.53
		State Equalization Ratio	50.94	Total	2,256,984.56

*Includes County Health Service Taxes or County Vocational School Taxes. See Table 13.

1412

Population 1980 11,846
Population 1988 11,971
S & P Rating
Moody Rating

General Tax Rate Per \$100. 2.14
State Equalized Tax Rate 1.19

HANOVER TOWNSHIP - MORRIS COUNTY
Form of Government:
Township Committee
Number of Members on Governing Body - 5

PER CAPITA:
Gross Debt 189.73
Net Debt
Debt Service
Total Tax Levy 1,805.29
Municipal Expenditures 770.45
PER CENT:
Gross Debt .15
Net Debt
Tax Levy Collected 98.45
Tax Levy Cancelled, Abated or Adjusted .21

EXPENDITURES		REVENUES-REALIZED		1988 PROPERTY TAX	
GENERAL GOVERNMENT				STATE EQUALIZED TAX RATE	
Governing Body & Public Boards		1988 Property Taxes Collected	21,297,853.00	Local District School Taxes .44	7,864,712.00
Municipal Clerk		1988 Payments in Lieu of Taxes		Regional & Consolidated School Tax .24	4,224,258.03
Financial Administration	37,917.87	Delinquent Tax & Lien Collections	398,142.36	School Taxes in Municipal Budget	
Assessment of Taxes	24,150.00	Business Personalty Replacement Taxes	906,911.72	County Taxes .26	4,535,636.33
Collection of Taxes	73,350.00	Taxes from Public Utilities	1,341,297.00	County Library Taxes .01	105,811.67
Planning, Housing & Development	55,950.00	Other Miscellaneous Tax Revenues		Local Municipal Purpose Taxes .24	4,251,613.82
Human Resources	61,910.20	State Aid Revenues	116,654.43	Veteran & Senior Citizen Taxes	106,600.00
Elections		Federal Aid Revenues		Total Taxes far Rate Computation 1.19	21,088,631.35
General Administration (other)	997,355.00	State and Local Fiscal Assistance Act Utilized		Special District Taxes	520,656.90
JUDICIARY		Sale of Acquired Property		Bank Corp. Taxes	38,209.86
Municipal Courts	46,250.00	Other Miscellaneous Revenues	1,534,263.31	Added and Omitted Taxes	70,182.43
PUBLIC SAFETY		Total	25,595,121.82	Total Taxes Levied - ABSTRACT	21,611,131.04
Fire Protection	4,500.00	Prior Years Surplus Appropriated	2,350,000.00	Total Taxes Billed	21,633,477.75
Police Protection	1,359,035.00	REVENUES	27,945,121.82	1988 TAXES COLLECTED	21,297,853.00
Civil Defense & Disaster Control	3,402.00	Reserve For Uncollected Taxes	1,845,410.36	1988 Taxes Cancelled, Abated or Adjusted	45,921.25
Environmental Inspection & Control	98,775.00	CAPITAL OUTLAY	435,853.25	Transfer to Tax Title Liens or Foreclosed	1,325.13
Other Public Safety		TOTAL	435,853.25	Balance Outstanding Dec. 31, 1988	238,373.37
PUBLIC WORKS				PRIOR YEARS TAXES OUTSTANDING	
Streets and Drainage	1,760,600.00	Public Enterprises	22,179.00	Balance January 1, 1988	393,142.36
Sewers and Sewage Processing		Recreation—Culture	19,400.00	Collected in 1988	393,142.36
Gorbage and Trash Disposal	1,099,800.00	Public Works	364,831.30	Cancelled, Abated or Adjusted 1988	
Public Buildings and Grounds	149,930.00	Buildings and Grounds	79,392.95	Transfers to Tax Title Liens or Foreclosed	
Other Public Works		Library and Education		Balance December 31, 1988	
HEALTH and WELFARE		Conservation		TAX TITLE LIENS OUTSTANDING	
Health Services Except Environmental	131,600.00	All Other		Balance January 1, 1988	3,304.01
Welfare-Public Assistance	7,575.00	CAPITAL DEBT AUTHORIZED, DECEMBER 31, 1988		Transfer From Taxes	1,325.13
Hospitals, Clinics, First Aid		ISSUED AND UNISSUED		Redeemed in 1988	
Animal, Insect, & Rodent Control	5,400.00	School	2,271,233	Cancelled, Abated or Adjusted (1988)	
Other Welfare Services		Self-liquidating		Transfers to Foreclosed Property	4,234.86
RECREATION and CONSERVATION		Other		Balance December 31, 1988	394.28
Beaches and Boardwalks		Total	2,271,233	PROPERTY ACQUIRED BY DEED OR FORECLOSURE	
Parks, Playgrounds, Shade Trees	211,600.00	ISSUED AND OUTSTANDING		Balance January 1, 1988	63,090.14
Land Reclamation & Conservation	7,209.53	School	2,271,233.17	Transfers From Taxes or Liens	4,234.86
Other Recreational Services	143,150.00	Self-liquidating		Sale for Cash (1988)	
EDUCATION (excluding schools)		Other		Cancelled, Abated or Adjusted (1988)	
Libraries	52,000.00	Total	2,271,233.17	Balance December 31, 1988	67,325.00
Other Educational Services	1,000.00	EQUALIZED VALUATION BASIS		CURRENT FINANCES DECEMBER 31, 1988	
STATUTORY EXPENDITURES		FOR NET DEBT COMPUTATION	1,463,987,172	ASSETS	
Pensions & F. I. C. A.	507,900.00	REAL PROPERTY VALUATIONS		Cash Dec. 31, 1988	6,333,593.45
Employee Fringe Benefits	254,200.00	Code Class # of Parcels % VAL'N		Taxes Receivable	238,373.37
Other Statutory Expenditures	77,000.00	1 Vacant Land 310 7.61	72,707,800.00	Tax Title Liens	394.28
CETA And Other Public Employment Programs		2 Residential 3616 42.22	403,496,150.00	Foreclosed Property	67,325.00
MUNICIPAL FUNCTIONS		3 Farm 2	7,600.00	Emergencies & Other Deferred Charges	
CAPITAL IMPROVEMENTS	*MEMO*	4a Commercial 167 22.41	214,132,500.00	State and Federal Aid Receivable	
DEBT SERVICE		4b Industrial 103 27.69	264,655,800.00	Other Receivables	232.95
Principal Payments		4c Apartments 4 .08	713,300.00	Total	6,690,474.05
Interest Payments		Total 4202	955,713,150.00	LIABILITIES, RESERVES, AND SURPLUS	
DEFERRED CHARGES		Land Area 10.80 Sq. Miles		Cash Liabilities	2,557,539.03
SCHOOL, COUNTY, SPECIAL DISTRICT TAXES	145,000.00	Net Valuation Taxable-Municipal	932,661,349	Reserves for Receivables	356,380.60
RESERVE FOR UNCOLLECTED TAXES	17,251,124.93	Net Valuation Taxable-County	1,974,323,034	Surplus Dec. 31, 1988	3,776,054.37
EXPENDITURES		State Equalized Valuation	1,750,510,647	Total	6,690,474.05
TOTAL	26,474,145.39	State Equalization Ratio	55.45		

1413

Population 1980 3,236

Population 1988 3,633

S & P Rating

Moody Rating

General Tax Rate Per \$100.

State Equalized Tax Rate

.83

.63

HARDING TOWNSHIP - MORRIS COUNTY**Form of Government:****Township Committee****Number of Members on Governing Body - 5****PER CAPITA:**

Gross Debt

Net Debt

Debt Service

Total Tax Levy

Municipal Expenditures

316.46

316.46

78.42

1,622.28

729.10

PER CENT:

Gross Debt

Net Debt

Tax Levy Collected

Tax Levy Cancelled, Abated

or Adjusted

.17

.17

98.82

.01

EXPENDITURES		REVENUES-REALIZED		1988 PROPERTY TAX	
GENERAL GOVERNMENT				STATE EQUALIZED TAX RATE	
Governing Body & Public Boards		1988 Property Taxes Collected	5,834,239.90	Local District School Taxes	.27
Municipal Clerk		1988 Payments in Lieu of Taxes	985.88	Regional & Consolidated School Tax	
Financial Administration	12,624.37	Delinquent Tax & Lien Collections	90,273.80	School Taxes in Municipal Budget	
Assessment of Taxes	29,330.00	Business Personalty Replacement Taxes	18,701.36	County Taxes	.23
Collection of Taxes	28,675.00	Taxes from Public Utilities	407,464.00	County Library Taxes	.01
Planning, Housing & Development	48,140.63	Other Miscellaneous Tax Revenues		Local Municipal Purpose Taxes	.17
Human Resources	21,896.34	State Aid Revenues	34,211.43	Veteran & Senior Citizen Taxes	
Elections		Federal Aid Revenues		Total Taxes for Rate Computation	.68
General Administration (other)	366,075.82	State and Local Fiscal Assistance Act Utilized	244.53	Special District Taxes	
JUDICIARY		Sale of Acquired Property		Bank Corp. Taxes	10,715.40
Municipal Courts	47,700.00	Other Miscellaneous Revenues	343,375.21	Added and Omitted Taxes	134,876.85
PUBLIC SAFETY		Total	6,729,496.11	Total Taxes Levied - ABSTRACT	5,893,732.51
Fire Protection	11,913.04	Prior Years Surplus Appropriated	550,000.00	Total Taxes Billed	5,904,053.78
Police Protection	631,650.00	REVENUES TOTAL	7,279,496.11	1988 TAXES COLLECTED	5,834,239.90
Civil Defense & Disaster Control	2,138.35	Reserve For Uncollected Taxes	363,447.87	1988 Taxes Cancelled, Abated or Adjusted	704.00
Environmental Inspection & Control	39,400.00	CAPITAL OUTLAY TOTAL		Transfer to Tax Title Liens or Foreclosed	2,765.84
Other Public Safety			281,795.37	Balance Outstanding Dec. 31, 1988	66,344.04
PUBLIC WORKS		Public Enterprises		PRIOR YEARS TAXES OUTSTANDING	
Streets and Drainage	224,019.78	Recreation—Culture		Balance January 1, 1988	90,662.02
Sewers and Sewage Processing		Public Works	235,839.86	Collected in 1988	90,273.80
Garbage and Trash Disposal	62,000.00	Buildings and Grounds	45,956.51	Cancelled, Abated or Adjusted 1988	388.22
Public Buildings and Grounds	70,625.00	Library and Education		Transfers to Tax Title Liens or Foreclosed	
Other Public Works		Conservation		Balance December 31, 1988	
HEALTH and WELFARE		All Other		TAX TITLE LIENS OUTSTANDING	
Health Services Except Environmental	34,334.37	CAPITAL DEBT AUTHORIZED, DECEMBER 31, 1988		Balance January 1, 1988	13,161.51
Welfare-Public Assistance	1,000.00	ISSUED AND UNISSUED	GROSS DEBT	Transfer From Taxes	2,765.84
Hospitals, Clinics, First Aid		School		Redeemed in 1988	
Animal, Insect, & Rodent Control	2,093.03	Self-Liquidating	1,149,697	Cancelled, Abated or Adjusted (1988)	
Other Welfare Services		Other	1,149,697	Transfers to Foreclosed Property	
RECREATION and CONSERVATION		Total	1,149,697	Balance December 31, 1988	15,927.35
Beaches and Boardwalks		ISSUED AND OUTSTANDING		PROPERTY ACQUIRED BY DEED OR FORECLOSURE	
Parks, Playgrounds, Shade Trees		School		Balance January 1, 1988	
Land Reclamation & Conservation	21,000.00	Self-Liquidating		Transfers From Taxes or Liens	
Other Recreational Services	4,000.00	Other		Sale for Cash (1988)	
EDUCATION (excluding schools)		Total	1,113,526.00	Cancelled, Abated or Adjusted (1988)	
Libraries			1,113,526.00	Balance December 31, 1988	
Other Educational Services	1,500.00	EQUALIZED VALUATION BASIS		CURRENT FINANCES DECEMBER 31, 1988	
STATUTORY EXPENDITURES		FOR NET DEBT COMPUTATION		ASSETS	
Pensions & F. I. C. A.	181,032.66	REAL PROPERTY VALUATIONS		Cash Dec. 31, 1988	1,126,209.16
Employee Fringe Benefits	93,933.92	Code	Class # of Parcels % VAL'N	Taxes Receivable	66,344.04
Other Statutory Expenditures		1	Vacant Land 279 8.13	Tax Title Liens	15,927.35
CETA And Other Public Employment Programs		2	Residential 1230 78.45	Foreclosed Property	
MUNICIPAL FUNCTIONS TOTAL		3	Farm 174 5.37	Emergencies & Other Deferred Charges	13,000.00
CAPITAL IMPROVEMENTS *MEMO*	23,000.00	4a	Commercial 41 7.73	State and Federal Aid Receivable	108,055.90
DEBT SERVICE		4b	Industrial 2 .32	Other Receivables	
Principal Payments	220,000.00	4c	Apartments	Total	1,329,536.45
Interest Payments	64,397.76	Total	1726	LIABILITIES, RESERVES, AND SURPLUS	
DEFERRED CHARGES		Land Area 20.50 Sq. Miles		Cash Liabilities	494,730.18
SCHOOL, COUNTY, SPECIAL DISTRICT TAXES	4,348,436.19	Net Valuation Taxable-Municipal		Reserves for Receivables	82,271.39
RESERVE FOR UNCOLLECTED TAXES	363,447.87	Net Valuation Taxable-County		Surplus Dec. 31, 1988	752,534.88
EXPENDITURES TOTAL	6,997,314.13	State Equalized Valuation		Total	1,329,536.45
		State Equalization Ratio			

2109

Population 1980 947
 Population 1988 1,127
 S & P Rating
 Moody Rating

General Tax Rate Per \$100.
 3.52
 State Equalized Tax Rate
 1.82

HARDWICK TOWNSHIP - WARREN CO.**Form of Government:****Township Committee****Number of Members on Governing Body - 3****PER CAPITA:**

Gross Debt 530.97
 Net Debt
 Debt Service
 Total Tax Levy 1,347.24
 Municipal Expenditures 363.41

PER CENT:

Gross Debt .97
 Net Debt
 Tax Levy Collected 90.79
 Tax Levy Cancelled, Abated
 or Adjusted .07

EXPENDITURES		REVENUES-REALIZED		1988 PROPERTY TAX	
GENERAL GOVERNMENT				STATE EQUALIZED TAX RATE	
Governing Body & Public Boards		1988 Property Taxes Collected	1,331,939.93	Local District School Taxes	.51 397,249.00
Municipal Clerk		1988 Payments in Lieu of Taxes		Regional & Consolidated School Tax	.49 385,413.21
Financial Administration	13,300.00	Delinquent Tax & Lien Collections	111,380.37	School Taxes in Municipal Budget	
Assessment of Taxes	8,600.00	Business Personalty Replacement Taxes	8,734.56	County Taxes	.62 435,713.32
Collection of Taxes	8,256.00	Taxes from Public Utilities	77,831.00	County Library Taxes	.02 18,441.67
Planning, Housing & Development	22,200.00	Other Miscellaneous Tax Revenues		Local Municipal Purpose Taxes	.17 135,300.00
Human Resources		State Aid Revenues	4,957.17	Veteran & Senior Citizen Taxes	
Elections		Federal Aid Revenues		Total Taxes for Rate Computation	1.31 1,430,367.20
General Administration (other)	54,744.00	State and Local Fiscal Assistance Act Utilized		Special District Taxes	
JUDICIARY		Sale of Acquired Property		Bank Corp. Taxes	
Municipal Courts	5,139.00	Other Miscellaneous Revenues	32,360.86	Added and Omitted Taxes	94,724.03
PUBLIC SAFETY		Total	1,667,203.94	Total Taxes Levied - ABSTRACT	1,518,341.23
Fire Protection	1,350.00	Prior Years Surplus Appropriated	38,538.05	Total Taxes Billed	1,522,119.24
Police Protection	2,500.00	REVENUES TOTAL	1,755,741.99	1988 TAXES COLLECTED	1,331,939.93
Civil Defense & Disaster Control		Reserve For Uncollected Taxes	131,580.00	1988 Taxes Cancelled, Abated or Adjusted	1,102.45
Environmental Inspection & Control	17,669.00			Transfer to Tax Title Liens or Foreclosed	5,952.32
Other Public Safety		CAPITAL OUTLAY TOTAL	3,015.00	Balance Outstanding Dec. 31, 1988	133,124.49
PUBLIC WORKS				PRIOR YEARS TAXES OUTSTANDING	
Streets and Drainage	116,850.00	Public Enterprises		Balance January 1, 1988	115,337.17
Sewers and Sewage Processing	743.78	Recreation—Culture		Collected in 1988	103,431.06
Garbage and Trash Disposal	6,354.00	Public Works		Cancelled, Abated or Adjusted 1988	312.08
Public Buildings and Grounds	1,100.00	Buildings and Grounds	3,015.00	Transfers to Tax Title Liens or Foreclosed	7,638.09
Other Public Works		Library and Education		Balance December 31, 1988	4,005.94
HEALTH and WELFARE		Conservation		TAX TITLE LIENS OUTSTANDING	
Health Services Except Environmental	475.00	All Other		Balance January 1, 1988	5,225.36
Welfare-Public Assistance				Transfer From Taxes	14,797.41
Hospitals, Clinics, First Aid		CAPITAL DEBT AUTHORIZED, DECEMBER 31, 1988		Redeemed in 1988	7,949.31
Animal, Insect, & Rodent Control	1,220.00	ISSUED AND UNISSUED GROSS DEBT		Cancelled, Abated or Adjusted (1988)	
Other Welfare Services		School 598,407	NET DEBT	Transfers to Foreclosed Property	
RECREATION and CONSERVATION		Self-Liquidating		Balance December 31, 1988	12,073.26
Beaches and Boardwalks		Other		PROPERTY ACQUIRED BY DEED OR FORECLOSURE	
Parks, Playgrounds, Shade Trees		Total 598,407		Balance January 1, 1988	
Land Reclamation & Conservation	700.00			Transfers From Taxes or Liens	
Other Recreational Services	1,250.00	ISSUED AND OUTSTANDING		Sale for Cash (1988)	
EDUCATION (excluding schools)		School 46,613.93		Cancelled, Abated or Adjusted (1988)	
Libraries		Self-Liquidating		Balance December 31, 1988	
Other Educational Services		Other		CURRENT FINANCES DECEMBER 31, 1988	
STATUTORY EXPENDITURES		Total 46,618.98		ASSETS	
Pensions & F. I. C. A.	10,001.00	EQUALIZED VALUATION BASIS		Cash Dec. 31, 1988	617,401.29
Employee Fringe Benefits	3,350.00	FOR NET DEBT COMPUTATION	61,578,733	Taxes Receivable	137,130.43
Other Statutory Expenditures	1,120.00	REAL PROPERTY VALUATIONS		Tax Title Liens	12,073.96
CETA And Other Public Employment Programs		Code Class # of Parcels % VAL'N ASSESSED VALUATION		Foreclosed Property	
MUNICIPAL FUNCTIONS TOTAL	277,931.73	1 Vacant Land 191 11.15 4,501,120.00		Emergencies & Other Deferred Charges	584.73
CAPITAL IMPROVEMENTS *MEMO*	5,900.00	2 Residential 323 66.56 26,330,375.00		State and Federal Aid Receivable	24,996.13
DEBT SERVICE		3 Farm 231 19.63 7,947,200.00		Other Receivables	2,925.75
Principal Payments		4a Commercial 4 2.18 879,800.00		Total	795,112.29
Interest Payments		4b Industrial 1 .44 177,400.00		LIABILITIES, RESERVES, AND SURPLUS	
DEFERRED CHARGES		4c Apartments		Cash Liabilities	452,750.14
SCHOOL, COUNTY, SPECIAL DISTRICT TAXES	1,287,817.20	Total 750 40,385,895.00		Reserves for Receivables	152,130.14
RESERVE FOR UNCOLLECTED TAXES	131,580.00	Land Area 17.80 Sq. Miles		Surplus Dec. 31, 1988	190,232.01
EXPENDITURES TOTAL	1,697,378.93	Net Valuation Taxable-Municipal	40,552,421	Total	795,112.29
		Net Valuation Taxable-County	63,844,957		
		State Equalized Valuation	78,237,075		
		State Equalization Ratio	51.73		

1911

Population 1980 4,553

Population 1988 4,741

S & P Rating

Moody Rating 3AA1

General Tax Rate Per \$100.

3.77

State Equalized Tax Rate

2.20

HARDYSTON TOWNSHIP - SUSSEX CO.**Form of Government:****Special Charter (P.L. 1985 c. 327)****Number of Members on Governing Body - 3****PER CAPITA:**

Gross Debt 1,527.63

Net Debt 475.48

Debt Service 58.03

Total Tax Levy 1,326.00

Municipal Expenditures 590.67

PER CENT:

Gross Debt 3.11

Net Debt .97

Tax Levy Collected 93.26

Tax Levy Cancelled, Abated

or Adjusted .05

EXPENDITURES		REVENUES-REALIZED		1988 PROPERTY TAX	
GENERAL GOVERNMENT				STATE EQUALIZED TAX RATE	
Governing Body & Public Boards		1988 Property Taxes Collected	5,874,868.55	Local District School Taxes	.65 1,843,897.00
Municipal Clerk		1988 Payments in Lieu of Taxes		Regional & Consolidated School Tax	.48 1,378,179.52
Financial Administration	70,005.00	Delinquent Tax & Lien Collections	305,900.65	School Taxes in Municipal Budget	
Assessment of Taxes	36,946.00	Business Personalty Replacement Taxes	43,946.68	County Taxes	.47 * 1,337,355.22
Collection of Taxes	30,900.00	Taxes from Public Utilities	237,286.00	County Library Taxes	.03 92,191.55
Planning, Housing & Development	37,439.00	Other Miscellaneous Tax Revenues		Local Municipal Purpose Taxes	.56 1,602,000.00
Human Resources	43,950.00	State Aid Revenues	51,232.22	Veteran & Senior Citizen Taxes	39,500.00
Elections	1,700.00	Federal Aid Revenues		Total Taxes for Rate Computation	2.19 6,293,123.29
General Administration (other)	319,475.00	State and Local Fiscal Assistance Act Utilized	401.00	Special District Taxes	
JUDICIARY		Sale of Acquired Property		Bank Corp. Taxes	2,003.46
Municipal Courts	33,507.00	Other Miscellaneous Revenues	339,066.32	Added and Omitted Taxes	30,926.61
PUBLIC SAFETY		Total	6,902,701.42	Total Taxes Levied - ABSTRACT	6,286,553.36
Fire Protection	42,554.00	Prior Years Surplus Appropriated	455,000.00	Total Taxes Billed	6,299,176.20
Police Protection	541,438.16	REVENUES	TOTAL 7,357,701.42	1988 TAXES COLLECTED	5,874,868.55
Civil Defense & Disaster Control	4,550.00	Reserve For Uncollected Taxes	349,251.54	1988 Taxes Cancelled, Abated or Adjusted	3,246.15
Environmental Inspection & Control	67,235.00	CAPITAL OUTLAY	TOTAL 272,198.29	Transfer to Tax Title Liens or Foreclosed	477.53
Other Public Safety				Balance Outstanding Dec. 31, 1988	420,583.97
PUBLIC WORKS				PRIOR YEARS TAXES OUTSTANDING	
Streets and Drainage	410,255.00	Public Enterprises		Balance January 1, 1988	303,485.78
Sewers and Sewage Processing		Recreation—Culture		Collected in 1988	298,408.88
Garbage and Trash Disposol		Public Works	230,583.29	Cancelled, Abated or Adjusted 1988	871.15
Public Buildings and Grounds	51,000.00	Buildings and Grounds	41,615.00	Transfers to Tax Title Liens or Foreclosed	
Other Public Works	22,500.00	Library and Education		Balance December 31, 1988	4,205.75
HEALTH and WELFARE		Conservation		TAX TITLE LIENS OUTSTANDING	
Health Services Except Environmental	5,900.00	All Other		Balance January 1, 1988	10,226.90
Welfare-Public Assistance	3,130.00	CAPITAL DEBT AUTHORIZED, DECEMBER 31, 1988		Transfer From Taxes	477.53
Hospitals, Clinics, First Aid		ISSUED AND UNISSUED	GROSS DEBT	Redeemed in 1988	7,491.77
Animal, Insect, & Rodent Control	5,770.00	School	4,933,209	Cancelled, Abated or Adjusted (1988)	450.00
Other Welfare Services		Self-liquidating		Transfers to Foreclosed Property	
RECREATION and CONSERVATION		Other	2,304,268	Balance December 31, 1988	2,762.66
Beaches and Boardwalks		Total	7,242,477	PROPERTY ACQUIRED BY DEED OR FORECLOSURE	
Parks, Playgrounds, Shode Trees		ISSUED AND OUTSTANDING		Balance January 1, 1988	14,700.00
Land Reclamation & Conservation		School	4,933,209.38	Transfers From Taxes or Liens	
Other Recreational Services	11,500.00	Self-Liquidating		Sale for Cash (1988)	
EDUCATION (excluding schools)		Other	2,157,420.00	Cancelled, Abated or Adjusted (1988)	
Libraries		Total	7,095,629.38	Balance December 31, 1988	14,700.00
Other Educational Services		EQUALIZED VALUATION BASIS		CURRENT FINANCES DECEMBER 31, 1988	
STATUTORY EXPENDITURES		FOR NET DEBT COMPUTATION	232,982,267	ASSETS	
Pensions & F. I. C. A.	119,600.00	REAL PROPERTY VALUATIONS		Cash Dec. 31, 1988	861,571.87
Employee Fringe Benefits	137,520.00	Code Class # of Parcels % VAL'N	ASSESSED VALUATION	Taxes Receivable	424,789.72
Other Statutory Expenditures	7,000.00	1 Vacant Land 514 10.91	17,966,400.00	Tax Title Liens	2,762.66
CETA And Other Public Employment Programs		2 Residential 1775 72.38	119,154,275.00	Foreclosed Property	14,700.00
MUNICIPAL FUNCTIONS		3 Farm 185 4.51	7,424,400.00	Emergencies & Other Deferred Charges	
CAPITAL IMPROVEMENTS	*MEMO*	4a Commercial 81 7.19	11,842,300.00	State and Federal Aid Receivable	
DEBT SERVICE		4b Industrial 12 1.99	3,231,300.00	Other Receivables	53,196.40
Principal Payments	177,200.00	4c Apartments 4 3.01	4,949,100.00	Total	1,357,020.65
Interest Payments	97,917.43	Total	164,617,775.00	LIABILITIES, RESERVES, AND SURPLUS	
DEFERRED CHARGES		Land Area 32.50 Sq. Miles		Cash Liabilities	397,956.95
SCHOOL, COUNTY, SPECIAL DISTRICT TAXES	51,952.00	Net Valuation Taxable-Municipal	165,389,171	Reserves for Receivables	494,556.10
RESERVE FOR UNCOLLECTED TAXES	4,651,623.29	Net Valuation Taxable-County	252,344,980	Surplus Dec. 31, 1988	464,507.60
EXPENDITURES	349,251.54	State Equalized Valuation	284,987,168	Total	1,357,020.65
TOTAL	7,451,938.42	State Equalization Ratio	57.92		

2110

Population 1980 2,592

Population 1988 2,575

S & P Rating

Moody Rating

General Tax Rate Per \$100.

1.41

State Equalized Tax Rate

1.82

HARMONY TOWNSHIP - WARREN COUNTY

Form of Government:

Township Committee

Number of Members on Governing Body - 3

PER CAPITA:

Gross Debt 25.70

Net Debt 21.81

Debt Service 1.45

Total Tax Levy 1,204.37

Municipal Expenditures 267.87

PER CENT:

Gross Debt .05

Net Debt .04

Tax Levy Collected 94.07

Tax Levy Cancelled, Abated or Adjusted .19

EXPENDITURES		REVENUES-REALIZED		1988 PROPERTY TAX	
GENERAL GOVERNMENT				STATE EQUALIZED TAX RATE 1.00	
Governing Body & Public Boards		1988 Property Taxes Collected	2,930,613.53	Local District School Taxes	1,605,813.50
Municipal Clerk		1988 Payments in Lieu of Taxes		Regional & Consolidated School Tax	
Financial Administration	13,000.00	Delinquent Tax & Lien Collections	133,730.13	School Taxes in Municipal Budget	
Assessment of Taxes	1,700.00	Business Personalty Replacement Taxes	60,062.23	County Taxes	1,050,075.50
Collection of Taxes	14,375.00	Taxes from Public Utilities	114,144.00	County Library Taxes	39,730.58
Planning, Housing & Development	89,300.00	Other Miscellaneous Tax Revenues		Local Municipal Purpose Taxes	200,000.00
Human Resources		State Aid Revenues	17,650.14	Veteran & Senior Citizen Taxes	35,550.00
Elections		Federal Aid Revenues		Total Taxes for Rate Computation	2,931,219.53
General Administration (other)	104,300.00	State and Local Fiscal Assistance Act Utilized		Special District Taxes	
JUDICIARY		Sale of Acquired Property		Bank Corp. Taxes	3,923.64
Municipal Courts		Other Miscellaneous Revenues	142,210.79	Added and Omitted Taxes	201,671.24
PUBLIC SAFETY		Total	3,398,416.02	Total Taxes Levied - ABSTRACT	3,101,264.46
Fire Protection	11,573.88	Prior Years Surplus Appropriated	129,930.16	Total Taxes Billed	3,115,463.43
Police Protection		REVENUES TOTAL	3,528,346.18	1988 TAXES COLLECTED	2,930,613.68
Civil Defense & Disaster Control	1,450.00	Reserve For Uncollected Taxes	181,375.00	1988 Taxes Cancelled, Abated or Adjusted	5,874.53
Environmental Inspection & Control	5,930.00	CAPITAL OUTLAY TOTAL	25,719.96	Transfer to Tax Title Liens or Foreclosed	13,337.32
Other Public Safety		Public Enterprises		Balance Outstanding Dec. 31, 1988	160,132.40
PUBLIC WORKS		Recreation—Culture		PRIOR YEARS TAXES OUTSTANDING	
Streets and Drainage	207,431.00	Public Works	25,719.96	Balance January 1, 1988	156,525.61
Sewers and Sewage Processing	2,298.32	Buildings and Grounds		Collected in 1988	130,033.53
Garbage and Trash Disposal		Library and Education		Cancelled, Abated or Adjusted 1988	446.61
Public Buildings and Grounds		Conservation		Transfers to Tax Title Liens or Foreclosed	9,236.67
Other Public Works		All Other		Balance December 31, 1988	16,708.75
HEALTH and WELFARE		CAPITAL DEBT AUTHORIZED, DECEMBER 31, 1988		TAX TITLE LIENS OUTSTANDING	
Health Services Except Environmental	2,900.00	ISSUED AND UNISSUED		Balance January 1, 1988	7,573.31
Welfare-Public Assistance	1,675.00	School	10,000	Transfer From Taxes	29,205.49
Hospitals, Clinics, First Aid		Self-liquidating		Redeemed in 1988	3,646.55
Animal, Insect, & Rodent Control		Other	56,165	Cancelled, Abated or Adjusted (1988)	
Other Welfare Services		Total	66,165	Transfers to Foreclosed Property	
RECREATION and CONSERVATION		ISSUED AND OUTSTANDING		Balance December 31, 1988	33,137.25
Beaches and Boardwalks		School	10,000.00	PROPERTY ACQUIRED BY DEED OR	
Parks, Playgrounds, Shade Trees		Self-Liquidating		FORECLOSURE	
Land Reclamation & Conservation		Other	56,165.42	Balance January 1, 1988	3,380.00
Other Recreational Services	3,700.00	Total	66,165.42	Transfers From Taxes or Liens	
EDUCATION (excluding schools)		EQUALIZED VALUATION BASIS		Sale for Cash (1988)	
Libraries		FOR NET DEBT COMPUTATION	126,249,299	Cancelled, Abated or Adjusted (1988)	
Other Educational Services		REAL PROPERTY VALUATIONS		Balance December 31, 1988	3,380.00
STATUTORY EXPENDITURES		Code Class # of Parcels % VAL'N	ASSESSED VALUATION	CURRENT FINANCES DECEMBER 31, 1988	
Pensions & F. I. C. A.	21,633.67	1 Vacant Land 342 9.82	20,215,900.00	ASSETS	
Employee Fringe Benefits	3,000.00	2 Residential 835 58.94	121,307,300.00	Cash Dec. 31, 1988	441,156.40
Other Statutory Expenditures	300.00	3 Farm 312 8.53	17,643,810.00	Taxes Receivable	176,341.15
CETA And Other Public Employment Programs		4a Commercial 41 3.71	17,934,209.00	Tax Title Liens	33,137.25
MUNICIPAL FUNCTIONS TOTAL	495,071.87	4b Industrial 9 13.37	28,546,200.00	Foreclosed Property	3,380.00
CAPITAL IMPROVEMENTS *MEMO*	30,000.00	4c Apartments 1 .03	155,000.00	Emergencies & Other Deferred Charges	36,400.00
DEBT SERVICE		Total 1590	205,802,419.00	State and Federal Aid Receivable	
Principal Payments	3,731.00	Land Area 24.00 Sq. Miles		Other Receivables	3,955.28
Interest Payments		Net Valuation Taxable-Municipal	206,630,293	Total	699,370.08
DEFERRED CHARGES	9,100.00	Net Valuation Taxable-County	137,449,313	LIABILITIES, RESERVES, AND SURPLUS	
SCHOOL, COUNTY, SPECIAL DISTRICT TAXES	2,695,669.58	State Equalized Valuation	160,340,469	Cash Liabilities	158,983.96
RESERVE FOR UNCOLLECTED TAXES	181,375.00	State Equalization Ratio	129.06	Reserves for Receivables	222,313.63
EXPENDITURES TOTAL	3,385,447.45			Surplus Dec. 31, 1988	313,572.44

0224

HARRINGTON PARK BORO. - BERGEN CO.

Form of Government:

Borough Council

Number of Members on Governing Body - 6

PER CAPITA:

Grass Debt 682.61
 Net Debt 663.91
 Debt Service 71.71
 Total Tax Levy 1,571.09
 Municipal Expenditures 644.28

PER CENT:

Grass Debt .88
 Net Debt .86
 Tax Levy Collected 98.67
 Tax Levy Cancelled, Abated or Adjusted .05

Population 1980 4,532
 Population 1988 4,545
 S & P Rating A+
 Moody Rating

General Tax Rate Per \$100.

1.66

State Equalized Tax Rate

1.71

EXPENDITURES	REVENUES-REALIZED	1988 PROPERTY TAX
GENERAL GOVERNMENT		STATE EQUALIZED TAX RATE
Governing Body & Public Boards	1988 Property Taxes Collected 7,068,656.61	Local District School Taxes .68 2,852,695.00
Municipal Clerk	1988 Payments in Lieu of Taxes 77,363.51	Regional & Consolidated School Tax .36 1,518,677.20
Financial Administration 18,900.00	Delinquent Tax & Lien Collections 11,709.60	School Taxes in Municipal Budget
Assessment of Taxes 9,250.00	Business Personalty Replacement Taxes 386,918.00	County Taxes .22 911,123.96
Collection of Taxes 23,300.00	Taxes from Public Utilities	County Library Taxes
Planning, Housing & Development 31,475.00	Other Miscellaneous Tax Revenues 44,901.19	Local Municipal Purpose Taxes .44 1,821,405.26
Human Resources 3,251.58	State Aid Revenues 2,237.89	Veteran & Senior Citizen Taxes 24,800.00
Elections	Federal Aid Revenues	Total Taxes for Rate Computation 1.70 7,128,701.42
General Administration (other) 305,230.45	State and Local Fiscal Assistance Act Utilized	Special District Taxes
JUDICIARY	Sale of Acquired Property 380,425.65	Bank Corp. Taxes 4,119.58
Municipal Courts 47,640.69	Other Miscellaneous Revenues	Added and Omitted Taxes 32,583.59
PUBLIC SAFETY	Total 7,972,212.45	Total Taxes Levied - ABSTRACT 7,140,604.59
Fire Protection 90,900.00	Prior Years Surplus Appropriated 300,000.00	Total Taxes Billed 7,163,715.69
Police Protection 563,007.52	REVENUES TOTAL 9,272,212.45	1988 TAXES COLLECTED 7,068,656.61
Civil Defense & Disaster Control 14.92	Reserve For Uncollected Taxes 172,818.78	1988 Taxes Cancelled, Abated or Adjusted 3,601.37
Environmental Inspection & Control 30,327.39	CAPITAL OUTLAY TOTAL 393,368.09	Transfer to Tax Title Liens or Foreclosed 366.86
Other Public Safety	Public Enterprises	Balance Outstanding Dec. 31, 1988 91,090.85
PUBLIC WORKS	Recreation—Culture	PRIOR YEARS TAXES OUTSTANDING
Streets and Drainage 313,950.00	Public Works 17,171.53	Balance January 1, 1988 77,363.51
Sewers and Sewage Processing 104,805.93	Buildings and Grounds 376,196.51	Collected in 1988 77,363.51
Gorbage and Trash Disposol 571,626.31	Library and Education	Cancelled, Abated or Adjusted 1988
Public Buildings and Grounds 2,525.00	Conservation	Transfers to Tax Title Liens or Foreclosed
Other Public Works 10,921.71	All Other	Balance December 31, 1988
HEALTH and WELFARE	CAPITAL DEBT AUTHORIZED, DECEMBER 31, 1988	TAX TITLE LIENS OUTSTANDING
Health Services Except Environmental 19,818.00	ISSUED AND UNISSUED GROSS DEBT NET DEBT	Balance January 1, 1988 4,194.81
Welfare-Public Assistance 1,450.00	School 85,000	Transfer From Taxes 366.86
Hospitals, Clinics, First Aid 399.00	Self-liquidating	Redeemed in 1988
Animal, Insect, & Rodent Control	Other 3,017,450	Cancelled, Abated or Adjusted (1988)
Other Welfare Services	Total 3,102,450	Transfers to Foreclosed Property
RECREATION and CONSERVATION	ISSUED AND OUTSTANDING	Balance December 31, 1988 4,561.67
Beaches and Boardwalks 9,305.00	School 35,000.00	PROPERTY ACQUIRED BY DEED OR FORECLOSURE
Parks, Playgrounds, Shade Trees	Self-Liquidating	Balance January 1, 1988 2,409,720.00
Land Reclamation & Conservation 260.00	Other 2,963,000.00	Transfers From Taxes or Liens
Other Recreational Services	Total 3,048,000.00	Sale for Cash (1988)
EDUCATION (excluding schools)	EQUALIZED VALUATION BASIS	Cancelled, Abated or Adjusted (1988) 2,350,000.00
Libraries 34,500.00	FOR NET DEBT COMPUTATION 352,087,719	Balance December 31, 1988 59,720.00
Other Educational Services	REAL PROPERTY VALUATIONS	CURRENT FINANCES DECEMBER 31, 1988
STATUTORY EXPENDITURES	Code Class # of Parcels % VAL'N ASSESSED VALUATION	ASSETS
Pensions & F. I. C. A. 134,233.28	1 Vacant Land 69 3.87 16,608,800.00	Cash Dec. 31, 1988 1,517,408.60
Employee Fringe Benefits 43,127.00	2 Residential 1410 92.19 395,533,000.00	Taxes Receivable 91,090.85
Other Statutory Expenditures 4,700.00	3 Form	Tax Title Liens 4,561.67
CETA And Other Public Employment Programs	4a Commercial 26 3.94 16,891,300.00	Foreclosed Property 59,720.00
MUNICIPAL FUNCTIONS TOTAL 2,379,968.78	4b Industrial	Emergencies & Other Deferred Charges 100,723.33
CAPITAL IMPROVEMENTS * MEMO* 20,000.00	4c Apartments	State and Federal Aid Receivable
DEBT SERVICE	Total 1505 429,033,100.00	Other Receivables 2,352,261.06
Principal Payments 184,000.00	Land Area 2.04 Sq. Miles	Total 4,125,765.51
Interest Payments 141,930.16	Net Valuation Taxable-Municipal 429,586,271	LIABILITIES, RESERVES, AND SURPLUS
DEFERRED CHARGES 49,513.58	Net Valuation Taxable-County 361,508,950	Cash Liabilities 942,440.38
SCHOOL, COUNTY, SPECIAL DISTRICT TAXES 5,282,496.16	State Equalized Valuation 416,645,791	Reserves for Receivables 2,507,633.58
RESERVE FOR UNCOLLECTED TAXES 172,818.78	State Equalization Ratio 103.11	Surplus Dec. 31, 1988 675,691.55
EXPENDITURES TOTAL 8,210,727.46		Total 4,125,765.51

0904

Population 1980 12,242
 Population 1988 11,893
 S & P Rating
 Maady Rating AAA

General Tax Rate Per \$100. 2.07
 State Equalized Tax Rate 1.96

HARRISON TOWN - HUDSON COUNTY

Form of Government:

Town Council

Number of Members on Governing Body - 9

PER CAPITA:

Gross Debt 675.40
 Net Debt 132.03
 Debt Service 113.47
 Total Tax Levy 977.14
 Municipal Expenditures 1,186.41

PER CENT:

Gross Debt 1.73
 Net Debt .34
 Tax Levy Collected 97.47
 Tax Levy Cancelled, Abated or Adjusted .60

EXPENDITURES		REVENUES-REALIZED		1988 PROPERTY TAX	
GENERAL GOVERNMENT				STATE EQUALIZED TAX RATE .72	
Governing Body & Public Boords	14,500.00	1988 Property Taxes Collected 11,311,547.07		Local District School Taxes	4,267,363.50
Municipal Clerk	190,000.00	1988 Payments in Lieu of Taxes 49,910.77		Regional & Consolidated School Tax	
Financial Administration	158,047.00	Delinquent Tax & Lien Collections 125,654.75		School Taxes in Municipal Budget	.12 726,107.50
Assessment of Taxes	40,500.00	Business Personalty Replacement Taxes 1,109,918.68		County Taxes	.61 * 3,603,957.35
Collection of Taxes	106,400.00	Taxes from Public Utilities 7,323,599.00		County Library Taxes	
Planning, Housing & Development	18,500.00	Other Miscellaneous Tax Revenues		Local Municipal Purpose Taxes	.51 2,985,672.43
Human Resources	115,955.18	State Aid Revenues 443,212.73		Veteran & Senior Citizen Taxes	72,150.00
Elections	6,275.00	Federal Aid Revenues 766.00		Total Taxes for Rate Computation	1.96 11,655,255.78
General Administration (other)	651,775.00	State and Local Fiscal Assistance Act Utilized		Special District Taxes	
JUDICIARY		Sale of Acquired Property		Bank Corp. Taxes	17,722.53
Municipal Courts	185,925.00	Other Miscellaneous Revenues 1,374,473.71		Added and Omitted Taxes	20,339.28
PUBLIC SAFETY		Total 21,739,082.76		Total Taxes Levied - ABSTRACT	11,621,167.59
Fire Protection	2,498,732.98	Prior Years Surplus Appropriated 650,000.00		Total Taxes Billed	11,605,206.33
Police Protection	2,408,566.75	REVENUES TOTAL 22,339,082.76		1988 TAXES COLLECTED	11,311,547.07
Civil Defense & Disaster Control	7,500.00	Reserve for Uncollected Taxes 328,500.00		1988 Taxes Cancelled, Abated or Adjusted	69,922.06
Environmental Inspection & Control	66,800.00	CAPITAL OUTLAY TOTAL 201,210.58		Transfer to Tax Title Liens or Foreclosed	4,265.51
Other Public Safety	27,250.00			Balance Outstanding Dec. 31, 1988	219,471.69
PUBLIC WORKS				PRIOR YEARS TAXES OUTSTANDING	
Streets and Drainage	897,000.00	Public Enterprises		Balance January 1, 1988	232,753.42
Sewers and Sewage Processing	856,500.00	Recreation—Culture 25.03		Collected in 1988	124,666.80
Garbage and Trash Disposal	500,000.00	Public Works 75,000.00		Cancelled, Abated or Adjusted 1988	
Public Buildings and Grounds	188,000.00	Buildings and Grounds 124,982.55		Transfers to Tax Title Liens or Foreclosed	
Other Public Works		Library and Education 1,203.00		Balance December 31, 1988	108,086.62
HEALTH and WELFARE		All Other		TAX TITLE LIENS OUTSTANDING	
Health Services Except Environmental	293,825.00	CAPITAL DEBT AUTHORIZED, DECEMBER 31, 1988		Balance January 1, 1988	14,464.45
Welfare-Public Assistance	58,000.00	ISSUED AND UNISSUED GROSS DEBT NET DEBT		Transfer From Taxes	4,265.51
Hospitals, Clinics, First Aid	20,500.00	School 6,255,000		Redeemed in 1988	987.95
Animal, Insect, & Rodent Control	5,760.00	Self-liquidating 135,000		Cancelled, Abated or Adjusted (1988)	
Other Welfare Services		Other 1,642,553		Transfers to Foreclosed Property	
RECREATION and CONSERVATION		Total 8,032,553		Balance December 31, 1988	17,742.01
Beaches and Boardwalks		ISSUED AND OUTSTANDING		PROPERTY ACQUIRED BY DEED OR FORECLOSURE	
Parks, Playgrounds, Shade Trees	282,300.00	School 6,255,000.00		Balance January 1, 1988	16,700.00
Land Reclamation & Conservation		Self-Liquidating		Transfers From Taxes or Liens	
Other Recreational Services	172,400.00	Other 1,625,000.00		Sale for Cash (1988)	
EDUCATION (excluding schools)		Total 7,880,000.00		Cancelled, Abated or Adjusted (1988)	
Libraries	201,600.00	EQUALIZED VALUATION BASIS		Balance December 31, 1988	16,700.00
Other Educational Services	1,500.00	FOR NET DEBT COMPUTATION 464,131,149		CURRENT FINANCES DECEMBER 31, 1988	
STATUTORY EXPENDITURES		REAL PROPERTY VALUATIONS		ASSETS	
Pensions & F. I. C. A.	1,272,430.20	Code Class # of Parcels % VAL'N ASSESSED VALUATION		Cash Dec. 31, 1988	3,033,392.23
Employee Fringe Benefits	1,093,030.00	1 Vacant Land 76 .81 4,482,100.00		Taxes Receivable	327,558.31
Other Statutory Expenditures	5,000.00	2 Residential 1752 44.41 247,157,100.00		Tax Title Liens	17,742.01
CETA And Other Public Employment Programs		3 Farm		Foreclosed Property	16,700.00
MUNICIPAL FUNCTIONS TOTAL	12,344,642.11	4a Commercial 292 12.69 70,622,300.00		Emergencies & Other Deferred Charges	41,600.00
CAPITAL IMPROVEMENTS *MEMO*	10,000.00	4b Industrial 84 37.33 207,799,900.00		State and Federal Aid Receivable	12,189.42
DEBT SERVICE		4c Apartments 78 4.77 26,522,300.00		Other Receivables	
Principal Payments	580,000.00	Total 2282 556,583,700.00		Total	3,449,681.97
Interest Payments	829,007.84	Land Area 1.20 Sq. Miles		LIABILITIES, RESERVES, AND SURPLUS	
TYPE I SCHL DEBT *MEMO	932,555.64	Net Valuation Taxable-Municipal 558,575,283		Cash Liabilities	1,848,945.77
DEFERRED CHARGES	27,800.00	Net Valuation Taxable-County 507,261,755		Reserves for Receivables	374,189.74
SCHOOL, COUNTY, SPECIAL DISTRICT TAXES	8,597,433.35	State Equalized Valuation 590,346,446		Surplus Dec. 31, 1988	1,226,546.46
RESERVE FOR UNCOLLECTED TAXES	328,500.00	State Equalization Ratio 94.60		Total	3,449,681.97
EXPENDITURES TOTAL	22,707,383.30				

0303

Population 1980 3,585
 Population 1988 4,132
 S & P Rating
 Moody Rating 3AA1

General Tax Rate Per \$100.

2.97

State Equalized Tax Rate

2.37

HARRISON TWP. - GLOUCESTER COUNTY**Form of Government:****Township Committee****Number of Members on Governing Body - 3****PER CAPITA:**

Gross Debt 1,327.26
 Net Debt 361.62
 Debt Service .51
 Total Tax Levy 807.31
 Municipal Expenditures 328.77

PER CENT:

Gross Debt 5.25
 Net Debt 1.43
 Tax Levy Collected 94.55
 Tax Levy Cancelled, Abated or Adjusted .26

EXPENDITURES		REVENUES-REALIZED		1988 PROPERTY TAX	
GENERAL GOVERNMENT				STATE EQUALIZED TAX RATE	
Governing Body & Public Boards		1988 Property Taxes Collected	3,134,335.21	Local District School Taxes .58	732,600.00
Municipal Clerk		1988 Payments in Lieu of Taxes		Regional & Consolidated School Tax .82	1,038,870.89
Financial Administration	34,314.12	Delinquent Tax & Lien Collections	130,895.59	School Taxes in Municipal Budget	
Assessment or Taxes	23,563.00	Business Personalty Replacement Taxes	38,490.36	County Taxes .69	874,548.75
Collection of Taxes	19,031.80	Taxes from Public Utilities	276,049.00	County Library Taxes .02	24,700.75
Planning, Housing & Development	23,017.10	Other Miscellaneous Tax Revenues		Local Municipal Purpose Taxes .28	356,900.00
Human Resources	15,446.00	State Aid Revenues	29,504.57	Veteran & Senior Citizen Taxes	28,800.00
Elections	2,014.24	Federal Aid Revenues		Total Taxes for Rate Computation 2.39	3,056,420.39
General Administration (other)	173,243.17	State and Local Fiscal Assistance Act Utilized	2,911.03	Special District Taxes	177,595.00
JUDICIARY		Sale of Acquired Property		Bank Corp. Taxes	15,842.49
Municipal Courts	43,218.00	Other Miscellaneous Revenues	239,559.18	Added and Omitted Taxes	155,107.59
PUBLIC SAFETY		Total	4,001,744.94	Total Taxes Levied - ABSTRACT	3,376,165.47
Fire Protection		Prior Years Surplus Appropriated	309,327.25	Total Taxes Billed	3,367,829.83
Police Protection	283,303.65	REVENUES	4,311,072.19	1988 TAXES COLLECTED	3,184,335.21
Civil Defense & Disaster Control	600.00	Reserve For Uncollected Taxes	219,724.05	1988 Taxes Cancelled, Abated or Adjusted	8,821.26
Environmental Inspection & Control	51,160.00	CAPITAL OUTLAY	416,011.52	Transfer to Tax Title Liens or Foreclosed	9,566.95
Other Public Safety		Total	416,011.52	Balance Outstanding Dec. 31, 1988	165,106.41
PUBLIC WORKS				PRIOR YEARS TAXES OUTSTANDING	
Streets and Drainage	89,572.23	Public Enterprises	63,560.39	Balance January 1, 1988	253,147.66
Sewers and Sewage Processing		Recreation—Culture		Collected in 1988	177,863.44
Garbage and Trash Disposal	192,670.70	Public Works	352,451.13	Cancelled, Abated or Adjusted 1988	1,117.03
Public Buildings and Grounds	20,530.37	Buildings and Grounds		Transfers to Tax Title Liens or Foreclosed	3,320.96
Other Public Works		Library and Education		Balance December 31, 1988	70,846.23
HEALTH and WELFARE		Conservation		TAX TITLE LIENS OUTSTANDING	
Health Services Except Environmental	2,391.00	All Other		Balance January 1, 1988	33,694.46
Welfare-Public Assistance	5,700.00	CAPITAL DEBT AUTHORIZED, DECEMBER 31, 1988		Transfer From Taxes	13,344.85
Hospitals, Clinics, First Aid		ISSUED AND UNISSUED		Redeemed in 1988	3,032.15
Animal, Insect, & Rodent Control	500.00	School	4,067,121	Cancelled, Abated or Adjusted (1988)	
Other Welfare Services		Self-liquidating	885,000	Transfers to Foreclosed Property	
RECREATION and CONSERVATION		Other	598,500	Balance December 31, 1988	44,007.16
Beaches and Boardwalks		Total	5,550,621	PROPERTY ACQUIRED BY DEED OR FORECLOSURE	
Parks, Playgrounds, Shade Trees	8,370.47	ISSUED AND OUTSTANDING		Balance January 1, 1988	
Land Reclamation & Conservation	22,435.54	School	2,703,121.06	Transfers From Taxes or Liens	
Other Recreational Services		Self-Liquidating	885,000.00	Sale for Cash (1988)	
EDUCATION (excluding schools)		Other	598,500.00	Cancelled, Abated or Adjusted (1988)	
Libraries		Total	4,191,621.06	Balance December 31, 1988	
Other Educational Services	3,900.00	EQUALIZED VALUATION BASIS		CURRENT FINANCES DECEMBER 31, 1988	
STATUTORY EXPENDITURES		FOR NET DEBT COMPUTATION	105,808,710	ASSETS	
Pensions & F. I. C. A.	63,719.41	REAL PROPERTY VALUATIONS		Cash Dec. 31, 1988	1,386,327.17
Employee Fringe Benefits	38,029.48	Code Class # of Parcels % VAL'N		Taxes Receivable	235,952.64
Other Statutory Expenditures	6,200.00	1 Vacant Land 245 3.67	3,665,600.00	Tax Title Liens	44,007.16
CETA And Other Public Employment Programs		2 Residential 951 70.48	70,306,600.00	Foreclosed Property	
MUNICIPAL FUNCTIONS		3 Farm 529 17.11	17,069,500.00	Emergencies & Other Deferred Charges	46,694.98
CAPITAL IMPROVEMENTS	27,500.00	4a Commercial 61 6.00	5,931,200.00	State and Federal Aid Receivable	
DEBT SERVICE		4b Industrial		Other Receivables	161,183.04
Principal Payments		4c Apartments 3 2.74	2,731,600.00	Total	1,874,164.99
Interest Payments	2,127.54	Total 1789	99,754,500.00	LIABILITIES, RESERVES, AND SURPLUS	
DEFERRED CHARGES	23,053.64	Land Area 19.08 Sq. Miles		Cash Liabilities	602,850.63
SCHOOL, COUNTY, SPECIAL DISTRICT TAXES	2,848,315.39	Net Valuation Taxable-Municipal	101,991,132	Reserves for Receivables	441,142.84
RESERVE FOR UNCOLLECTED TAXES	219,724.05	Net Valuation Taxable-County	111,871,885	Surplus Dec. 31, 1988	830,171.52
EXPENDITURES	4,223,250.90	State Equalized Valuation	126,448,486	Total	1,874,164.99
TOTAL		State Equalization Ratio	80.31		

1509

Population 1980 363
Population 1988 386
S & P Rating
Moody Rating

General Tax Rate Per \$100.

1.82

State Equalized Tax Rate

.74

HARVEY CEDARS BOROUGH - OCEAN CO.

Form of Government:

Commission (1911)

Number of Members on Governing Body - 3

PER CAPITA:

Gross Debt 4,208.34
Net Debt 1,877.07
Debt Service
Total Tax Levy 3,929.04
Municipal Expenditures 3,056.61

PER CENT:

Gross Debt .54
Net Debt .24
Tax Levy Collected 96.89
Tax Levy Cancelled, Abated or Adjusted

EXPENDITURES		REVENUES-REALIZED		1988 PROPERTY TAX	
GENERAL GOVERNMENT		1988 Property Taxes Collected		STATE EQUALIZED TAX RATE	
Governing Body & Public Boards	14,700.00	1988 Payments in Lieu of Taxes		Local District School Taxes	
Municipal Clerk		Delinquent Tax & Lien Collections		Regional & Consolidated School Tax .24	
Financial Administration	22,100.00	Business Personalty Replacement Taxes		School Taxes in Municipal Budget	
Assessment of Taxes	12,000.00	Taxes from Public Utilities		County Taxes .32	
Collection of Taxes	23,500.00	Other Miscellaneous Tax Revenues		County Library Taxes .32	
Planning, Housing & Development	15,100.00	State Aid Revenues		Local Municipal Purpose Taxes .17	
Human Resources	31,253.00	Federal Aid Revenues		Veteran & Senior Citizen Taxes	
Elections	1,000.00	State and Local Fiscal Assistance Act Utilized		Total Taxes for Rate Computation .75	
General Administration (other)	90,930.00	Sale of Acquired Property		Special District Taxes	
JUDICIARY		Other Miscellaneous Revenues		Bank Corp. Taxes	
Municipal Courts	6,300.00	Total		Added and Omitted Taxes	
PUBLIC SAFETY		Prior Years Surplus Appropriated		Total Taxes Levied - ABSTRACT	
Fire Protection	13,000.00	REVENUES TOTAL		Total Taxes Billed	
Police Protection	272,900.00	CAPITAL OUTLAY TOTAL		1988 TAXES COLLECTED	
Civil Defense & Disaster Control	1,900.00	Public Enterprises		1988 Taxes Cancelled, Abated or Adjusted	
Environmental Inspection & Control	12,500.00	Recreation—Culture		Transfer to Tax Title Liens or Foreclosed	
Other Public Safety		Public Works		Balance Outstanding Dec. 31, 1988	
PUBLIC WORKS		Buildings and Grounds		PRIOR YEARS TAXES OUTSTANDING	
Streets and Drainage	109,932.00	Library and Education		Balance January 1, 1988	
Sewers and Sewage Processing	122,600.00	Conservation		Collected in 1988	
Garbage and Trash Disposal	13,000.00	All Other		Cancelled, Abated or Adjusted 1988	
Public Buildings and Grounds		CAPITAL DEBT AUTHORIZED, DECEMBER 31, 1988		Transfers to Tax Title Liens or Foreclosed	
Other Public Works		ISSUED AND UNISSUED GROSS DEBT NET DEBT		Balance December 31, 1988	
HEALTH and WELFARE		School		TAX TITLE LIENS OUTSTANDING	
Health Services Except Environmental	17,150.00	Self-Liquidating		Balance January 1, 1988	
Welfare-Public Assistance	5,000.00	Other		Transfer From Taxes	
Hospitals, Clinics, First Aid	1,000.00	Total		Redeemed in 1988	
Animal, Insect, & Rodent Control	2,000.00	ISSUED AND OUTSTANDING		Cancelled, Abated or Adjusted (1988)	
Other Welfare Services		School		Transfers to Foreclosed Property	
RECREATION and CONSERVATION		Self-Liquidating		Balance December 31, 1988	
Beaches and Boardwalks	100,200.00	Other		PROPERTY ACQUIRED BY DEED OR	
Parks, Playgrounds, Shade Trees		Total		FORECLOSURE	
Land Reclamation & Conservation		EQUIALIZED VALUATION BASIS		Balance January 1, 1988	
Other Recreational Services	7,150.00	FOR NET DEBT COMPUTATION		Transfers From Taxes or Liens	
EDUCATION (excluding schools)		REAL PROPERTY VALUATIONS		Sale for Cash (1988)	
Libraries	200.00	Code Class # of Parcels % VAL'N		Cancelled, Abated or Adjusted (1988)	
Other Educational Services		ASSESSED VALUATION		Balance December 31, 1988	
STATUTORY EXPENDITURES		Land Area .55 Sq. Miles		CURRENT FINANCES DECEMBER 31, 1988	
Pensions & F. I. C. A.	56,277.00	Net Valuation Taxable-Municipal		ASSETS	
Employee Fringe Benefits	42,300.00	Net Valuation Taxable-County		Cash Dec. 31, 1988	
Other Statutory Expenditures	5,000.00	State Equalized Valuation		Taxes Receivable	
CETA And Other Public Employment Programs		State Equalization Ratio		Tax Title Liens	
MUNICIPAL FUNCTIONS TOTAL	1,009,152.00			Foreclosed Property	
CAPITAL IMPROVEMENTS *MEMO*	5,000.00			Emergencies & Other Deferred Charges	
DEBT SERVICE				State and Federal Aid Receivable	
Principal Payments				Other Receivables	
Interest Payments				Total	
DEFERRED CHARGES	22,000.00			LIABILITIES, RESERVES, AND SURPLUS	
SCHOOL, COUNTY, SPECIAL DISTRICT TAXES	2,754,593.33			Cash Liabilities	
RESERVE FOR UNCOLLECTED TAXES	148,700.00			Reserves for Receivables	
EXPENDITURES TOTAL	3,934,445.33			Surplus Dec. 31, 1988	
				Total	

0225

Population 1980 12,166
 Population 1988 11,499
 S & P Rating
 Moody Rating A

General Tax Rate Per \$100.

2.00

State Equalized Tax Rate

1.50

HASBROUCK HEIGHTS BORO. - BERGEN CO.**Form of Government:****Borough Council****Number of Members on Governing Body - 6**

PER CAPITA:

Gross Debt 522.87
 Net Debt 352.78
 Debt Service 43.00
 Total Tax Levy 1,229.89
 Municipal Expenditures 600.33

PER CENT:

Gross Debt .74
 Net Debt .50
 Tax Levy Collected 98.08
 Tax Levy Cancelled, Abated or Adjusted .84

EXPENDITURES		REVENUES-REALIZED		1988 PROPERTY TAX	
GENERAL GOVERNMENT				STATE EQUALIZED TAX RATE	
Governing Body & Public Boards	17,553.00	1988 Property Taxes Collected	13,892,460.17	Local District School Taxes .76	7,125,054.00
Municipal Clerk	59,971.86	1988 Payments in Lieu of Taxes		Regional & Consolidated School Tax	
Financial Administration	23,000.00	Delinquent Tax & Lien Collections	145,312.74	School Taxes in Municipal Budget	
Assessment of Taxes	54,261.38	Business Personalty Replacement Taxes	103,307.76	County Taxes .23	2,170,939.37
Collection of Taxes	53,999.00	Taxes from Public Utilities	856,068.00	County Library Taxes	
Planning, Housing & Development	38,208.36	Other Miscellaneous Tax Revenues		Local Municipal Purpose Taxes .50	4,754,788.00
Human Resources	77,130.14	State Aid Revenues	140,005.93	Veteran & Senior Citizen Taxes	132,700.00
Elections	5,401.82	Federal Aid Revenues		Total Taxes for Rate Computation 1.49	14,183,481.37
General Administration (other)	650,605.00	State and Local Fiscal Assistance Act Utilized		Special District Taxes	
JUDICIARY		Sale of Acquired Property		Bank Corp. Taxes	46,653.58
Municipal Courts	62,042.95	Other Miscellaneous Revenues	515,179.91	Added and Omitted Taxes	45,060.20
PUBLIC SAFETY		Total	15,652,334.51	Total Taxes Levied - ABSTRACT	14,142,495.15
Fire Protection	186,319.63	Prior Years Surplus Appropriated	445,000.00	Total Taxes Billed	14,165,013.42
Police Protection	1,556,743.83	REVENUES TOTAL	16,097,334.51	1988 TAXES COLLECTED	13,892,460.17
Civil Defense & Disaster Control	1,800.00	Reserve For Uncollected Taxes	384,301.74	1988 Taxes Cancelled, Abated or Adjusted	119,676.68
Environmental Inspection & Control	55,409.75			Transfer to Tax Title Liens or Foreclosed	3,960.00
Other Public Safety		CAPITAL OUTLAY TOTAL	828,742.12	Balance Outstanding Dec. 31, 1988	148,916.67
PUBLIC WORKS				PRIOR YEARS TAXES OUTSTANDING	
Streets and Drainage	419,503.73	Public Enterprises		Balance January 1, 1988	147,467.34
Sewers and Sewage Processing	329,417.73	Recreation—Culture		Collected in 1988	145,312.74
Gorbage and Trash Disposal	945,800.65	Public Works	487,303.72	Cancelled, Abated or Adjusted 1988	2,127.64
Public Buildings and Grounds	57,606.61	Buildings and Grounds	331,880.47	Transfers to Tax Title Liens or Foreclosed	26.96
Other Public Works	40,500.00	Library and Education	9,557.93	Balance December 31, 1988	
HEALTH and WELFARE		Conservation		TAX TITLE LIENS OUTSTANDING	
Health Services Except Environmental	49,335.57	All Other		Balance January 1, 1988	27,213.42
Welfare-Public Assistance	16,738.00			Transfer From Taxes	3,630.73
Hospitals, Clinics, First Aid		CAPITAL DEBT AUTHORIZED, DECEMBER 31, 1988		Redeemed in 1988	
Animal, Insect, & Rodent Control	8,100.00	ISSUED AND UNISSUED		Cancelled, Abated or Adjusted (1988)	
Other Welfare Services		School	1,876,000	Transfers to Foreclosed Property	
RECREATION and CONSERVATION		Self-liquidating		Balance December 31, 1988	30,844.15
Beaches and Boardwalks		Other	4,136,503	PROPERTY ACQUIRED BY DEED OR	
Parks, Playgrounds, Shade Trees	213,568.24	Total	6,012,503	FORECLOSURE	
Land Reclamation & Conservation	83,600.00	ISSUED AND OUTSTANDING		Balance January 1, 1988	313,430.00
Other Recreational Services	53,624.83	School	1,876,000.00	Transfers From Taxes or Liens	
EDUCATION (excluding schools)		Self-Liquidating		Sole for Cosh (1988)	
Libraries	200,627.00	Other	2,440,100.00	Cancelled, Abated or Adjusted (1988)	
Other Educational Services		Total	4,316,100.00	Balance December 31, 1988	313,430.00
STATUTORY EXPENDITURES		EQUALIZED VALUATION BASIS		CURRENT FINANCES DECEMBER 31, 1988	
Pensions & F. I. C. A.	444,548.47	FOR NET DEBT COMPUTATION	811,345,031	ASSETS	
Employee Fringe Benefits	233,000.00	REAL PROPERTY VALUATIONS		Cash Dec. 31, 1988	721,457.88
Other Statutory Expenditures	2,000.00	Code Class # of Parcels % VAL'N		Taxes Receivable	148,916.67
CETA And Other Public Employment Programs		1 Vacant Land 134 .67	4,705,900.00	Tax Title Liens	30,844.15
MUNICIPAL FUNCTIONS TOTAL	5,940,468.05	2 Residential 3254 69.93	492,825,090.00	Foreclosed Property	313,430.00
CAPITAL IMPROVEMENTS *MEMO*	45,000.00	3 Form		Emergencies & Other Deferred Charges	170,000.00
DEBT SERVICE		4a Commercial 186 24.02	169,199,010.00	State and Federal Aid Receivable	4,997.94
Principal Payments	379,475.00	4b Industrial 12 1.51	10,640,000.00	Other Receivables	4,829.72
Interest Payments	114,959.85	4c Apartments 25 3.82	26,910,900.00	Total	1,394,476.36
		Total 3611	704,280,900.00	LIABILITIES, RESERVES, AND SURPLUS	
DEFERRED CHARGES	84,000.00	Land Area 1.50 Sq. Miles		Cash Liabilities	433,508.95
SCHOOL, COUNTY, SPECIAL DISTRICT TAXES	9,295,993.37	Net Valuation Taxable-Municipal	705,997,661	Reserves for Receivables	498,020.54
RESERVE FOR UNCOLLECTED TAXES	384,301.74	Net Valuation Taxable-County	864,444,086	Surplus Dec. 31, 1988	462,946.87
EXPENDITURES TOTAL	16,199,198.01	State Equalized Valuation	941,509,795	Total	1,394,476.36
		State Equalization Ratio	74.94		

0226
Population 1980 3,509
Population 1988 3,390
S & P Rating
Moody Rating A1

General Tax Rate Per \$100. 1.48
State Equalized Tax Rate 1.48

HAWORTH BOROUGH - BERGEN COUNTY

Form of Government:

Borough Council

Number of Members on Governing Body - 6

PER CAPITA:

Gross Debt 1,656.53
Net Debt 1,613.90
Debt Service 117.37
Total Tax Levy 1,668.06
Municipal Expenditures 817.14

PER CENT:

Gross Debt 1.77
Net Debt 1.73
Tax Levy Collected 99.15
Tax Levy Cancelled, Abated or Adjusted .05

EXPENDITURES		REVENUES-REALIZED		1988 PROPERTY TAX	
GENERAL GOVERNMENT				STATE EQUALIZED TAX RATE	
Governing Body & Public Boards		1988 Property Taxes Collected	5,630,152.00	Local District School Taxes .44	1,695,207.98
Municipal Clerk		1988 Payments in Lieu of Taxes		Regional & Consolidated School Tax .35	1,355,080.20
Financial Administration	35,555.00	Delinquent Tax & Lien Collections	49,415.00	School Taxes in Municipal Budget	
Assessment of Taxes	14,355.00	Business Personalty Replacement Taxes	19,974.00	County Taxes .22	837,532.53
Collection of Taxes	58,650.00	Taxes from Public Utilities	539,578.00	County Library Taxes	
Planning, Housing & Development	7,600.00	Other Miscellaneous Tax Revenues		Local Municipal Purpose Taxes .46	1,750,711.21
Human Resources	29,277.00	State Aid Revenues	59,905.00	Veteran & Senior Citizen Taxes	20,250.00
Elections	325.00	Federal Aid Revenues		Total Taxes for Rate Computation 1.47	5,658,781.97
General Administration (other)	270,006.00	State and Local Fiscal Assistance Ac. Utilized	454.00	Special District Taxes	
JUDICIARY		Sale of Acquired Property		Bank Corp. Taxes	2,305.00
Municipal Courts	36,550.00	Other Miscellaneous Revenues	315,771.00	Added and Omitted Taxes	13,396.00
PUBLIC SAFETY		Total	6,615,249.00	Total Taxes Levied - ABSTRACT	5,654,732.97
Fire Protection	96,257.00	Prior Years Surplus Appropriated	192,000.00	Total Taxes Billed	5,678,173.00
Police Protection	516,256.00	REVENUES TOTAL	6,807,249.00	1988 TAXES COLLECTED	5,630,152.00
Civil Defense & Disaster Control	400.00	Reserve For Uncollected Taxes	113,537.00	1988 Taxes Cancelled, Abated or Adjusted	3,118.00
Environmental Inspection & Control	19,220.00	CAPITAL OUTLAY TOTAL	439,534.00	Transfer to Tax Title Liens or Foreclosed	307.00
Other Public Safety				Balance Outstanding Dec. 31, 1988	44,096.00
PUBLIC WORKS				PRIOR YEARS TAXES OUTSTANDING	
Streets and Drainage	151,910.00	Public Enterprises		Balance January 1, 1988	55,751.00
Sewers and Sewage Processing	113,914.00	Recreation—Culture	147,153.00	Collected in 1988	49,415.00
Garbage and Trash Disposal	340,995.00	Public Works	257,722.00	Cancelled, Abated or Adjusted 1988	
Public Buildings and Grounds	46,343.00	Buildings and Grounds	34,659.00	Transfers to Tax Title Liens or Foreclosed	
Other Public Works		Library and Education		Balance December 31, 1988	6,336.00
HEALTH and WELFARE		Conservation		TAX TITLE LIENS OUTSTANDING	
Health Services Except Environmental	7,021.00	All Other		Balance January 1, 1988	5,237.00
Welfare-Public Assistance	340.00			Transfer From Taxes	307.00
Hospitals, Clinics, First Aid		CAPITAL DEBT AUTHORIZED, DECEMBER 31, 1988		Redeemed in 1988	
Animal, Insect, & Rodent Control		ISSUED AND UNISSUED		Cancelled, Abated or Adjusted (1988)	
Other Welfare Services		School	72,000	Transfers to Foreclosed Property	
RECREATION and CONSERVATION		Self-Liquidating		Balance December 31, 1988	6,094.00
Beaches and Boardwalks		Other	5,543,792	PROPERTY ACQUIRED BY DEED OR	
Parks, Playgrounds, Shade Trees	143,985.00	Total	5,615,792	FORECLOSURE	
Land Reclamation & Conservation	27,200.00			Balance January 1, 1988	83,386.00
Other Recreational Services	7,590.00	ISSUED AND OUTSTANDING		Transfers From Taxes or Liens	
EDUCATION (excluding schools)		School	72,000.00	Sale for Cash (1988)	
Libraries	71,580.00	Self-Liquidating		Cancelled, Abated or Adjusted (1988)	
Other Educational Services	3,250.00	Other	5,152,476.94	Balance December 31, 1988	83,386.00
STATUTORY EXPENDITURES		Total	5,224,476.94	CURRENT FINANCES DECEMBER 31, 1988	
Pensions & F. I. C. A.	122,035.00	EQUALIZED VALUATION BASIS		ASSETS	
Employee Fringe Benefits	56,517.00	FOR NET DEBT COMPUTATION	317,206,614	Cash Dec. 31, 1988	1,020,069.00
Other Statutory Expenditures		REAL PROPERTY VALUATIONS		Taxes Receivable	50,432.00
CETA And Other Public Employment Programs		Code Class # of Parcels % VAL'N		Tax Title Liens	6,094.00
MUNICIPAL FUNCTIONS TOTAL	2,177,691.00	1 Vacant Land 50 1.19	4,565,100.00	Foreclosed Property	88,386.00
CAPITAL IMPROVEMENTS *MEMO*	150,900.00	2 Residential 1104 97.09	332,940,600.00	Emergencies & Other Deferred Charges	51,608.00
DEBT SERVICE		3 Farm		State and Federal Aid Receivable	5,215.00
Principal Payments	75,319.00	4a Commercial 47 11.72	44,810,700.00	Other Receivables	38,981.00
Interest Payments	322,564.00	4b Industrial		Total	1,260,785.00
		4c Apartments		LIABILITIES, RESERVES, AND SURPLUS	
DEFERRED CHARGES	80,933.00	Total 1201	382,316,400.00	Cash Liabilities	731,805.00
SCHOOL, COUNTY, SPECIAL DISTRICT TAXES	3,887,820.76	Land Area 1.97 Sq. Miles		Reserves for Receivables	183,893.00
RESERVE FOR UNCOLLECTED TAXES	113,587.00	Net Valuation Taxable-Municipal	382,755,197	Surplus Dec. 31, 1988	345,087.00
EXPENDITURES TOTAL	6,657,914.76	Net Valuation Taxable-County	332,177,044	Total	1,260,785.00
		State Equalized Valuation	382,373,263		
		State Equalization Ratio	100.10		

1604

Population 1980 13,200
 Population 1988 13,577
 S & P Rating
 Moody Rating A

General Tax Rate Per \$100.

3.14

State Equalized Tax Rate

1.67

HAWTHORNE BOROUGH - PASSAIC CO.

Form of Government:

Commission (1911)

Number of Members on Governing Body - 3

PER CAPITA:

Gross Debt 404.48
 Net Debt 265.01
 Debt Service 22.89
 Total Tax Levy 1,097.44
 Municipal Expenditures 389.70

PER CENT:

Gross Debt .74
 Net Debt .49
 Tax Levy Collected 98.22
 Tax Levy Cancelled, Abated or Adjusted

EXPENDITURES		REVENUES-REALIZED		1988 PROPERTY TAX	
GENERAL GOVERNMENT				STATE EQUALIZED TAX RATE	
Governing Body & Public Boards		1988 Property Taxes Collected	20,022,737.56	Local District School Taxes .93	11,248,985.00
Municipal Clerk	100,933.00	1988 Payments in Lieu of Taxes		Regional & Consolidated School Tax	
Financial Administration	20,511.00	Delinquent Tax & Lien Collections	357,233.90	School Taxes in Municipal Budget	
Assessment of Taxes	51,403.99	Business Personalty Replacement Taxes	278,340.12	County Taxes .43	5,227,914.22
Collection of Taxes	101,295.00	Taxes from Public Utilities	1,119,942.00	County Library Taxes	
Planning, Housing & Development	55,039.21	Other Miscellaneous Tax Revenues		Local Municipal Purpose Taxes .30	3,663,195.00
Human Resources	52,300.00	State Aid Revenues	201,077.27	Veteran & Senior Citizen Taxes	220,300.00
Elections	20,517.07	Federal Aid Revenues		Total Taxes for Rate Computation 1.66	20,360,394.22
General Administration (other)	353,930.41	State and Local Fiscal Assistance Act Utilized	1,182.76	Special District Taxes	
JUDICIARY		Sale of Acquired Property		Bank Corp. Taxes	25,089.02
Municipal Courts	55,020.00	Other Miscellaneous Revenues	753,361.01	Added and Omitted Taxes	221,888.55
PUBLIC SAFETY		Total	22,733,879.62	Total Taxes Levied - ABSTRACT	20,387,071.79
Fire Protection	190,215.67	Prior Years Surplus Appropriated	950,000.00	Total Taxes Billed	20,386,465.05
Police Protection	1,096,097.61	REVENUES TOTAL	23,633,879.62	1988 TAXES COLLECTED	20,022,737.56
Civil Defense & Disaster Control	3,110.00	Reserve For Uncollected Taxes	1,067,376.21	1988 Taxes Cancelled, Abated or Adjusted	879.12
Environmental Inspection & Control	65,010.39	CAPITAL OUTLAY TOTAL	3,259,055.16	Transfer to Tax Title Liens or Foreclosed	
Other Public Safety		Public Enterprises	2,256,558.36	Balance Outstanding Dec. 31, 1988	362,848.37
PUBLIC WORKS		Recreation—Culture	170,704.30	PRIOR YEARS TAXES OUTSTANDING	
Streets and Drainage	451,166.04	Public Works	3,075,164.97	Balance January 1, 1988	429,289.54
Sewers and Sewage Processing	544,019.31	Buildings and Grounds	11,325.99	Collected in 1988	357,238.90
Garbage and Trash Disposal	1,125,056.63	Library and Education	1,359.90	Cancelled, Abated or Adjusted 1988	2,762.78
Public Buildings and Grounds	72,594.00	Conservation		Transfers to Tax Title Liens or Foreclosed	
Other Public Works		All Other		Balance December 31, 1988	69,287.86
HEALTH and WELFARE		CAPITAL DEBT AUTHORIZED, DECEMBER 31, 1988		TAX TITLE LIENS OUTSTANDING	
Health Services Except Environmental	93,074.72	ISSUED AND UNISSUED		Balance January 1, 1988	
Welfare-Public Assistance	1,000.00	School	820,000	Transfer From Taxes	
Hospitals, Clinics, First Aid		Self-liquidating	2,577,064	Redeemed in 1988	
Animal, Insect, & Radent Control		Other	4,116,960	Cancelled, Abated or Adjusted (1988)	
Other Welfare Services		Total	7,514,024	Transfers to Foreclosed Property	
RECREATION and CONSERVATION		ISSUED AND OUTSTANDING		Balance December 31, 1988	
Beaches and Boardwalks		School	820,000.00	PROPERTY ACQUIRED BY DEED OR	
Parks, Playgrounds, Shade Trees	25,852.00	Self-Liquidating	904,250.00	FORECLOSURE	
Land Reclamation & Conservation	95,120.00	Other	3,650,400.00	Balance January 1, 1988	670,555.00
Other Recreational Services	122,315.20	Total	5,374,650.00	Transfers From Taxes or Liens	
EDUCATION (excluding schools)		EQUALIZED VALUATION BASIS		Sale for Cash (1988)	633,500.00
Libraries	232,210.00	FOR NET DEBT COMPUTATION	1,011,172.795	Cancelled, Abated or Adjusted (1988)	
Other Educational Services		REAL PROPERTY VALUATIONS		Balance December 31, 1988	37,055.00
STATUTORY EXPENDITURES		Code Class # of Parcels % VAL'N	ASSESSED VALUATION	CURRENT FINANCES DECEMBER 31, 1988	
Pensions & F. I. C. A	393,176.86	1 Vacant Land 275 1.24	3,064,700.00	ASSETS	
Employee Fringe Benefits	221,067.00	2 Residential 5096 75.70	186,983,756.00	Cash Dec. 31, 1988	2,926,050.02
Other Statutory Expenditures	100.00	3 Farm		Taxes Receivable	432,136.23
CETA And Other Public Employment Programs		4a Commercial 234 11.39	28,138,900.00	Tax Title Liens	
MUNICIPAL FUNCTIONS TOTAL	5,593,752.11	4b Industrial 110 8.81	21,752,900.00	Foreclosed Property	37,055.00
CAPITAL IMPROVEMENTS *MEMO*	50,000.00	4c Apartments 17 2.86	7,063,400.00	Emergencies & Other Deferred Charges	254,000.00
DEBT SERVICE		Total 5782	247,008,656.00	State and Federal Aid Receivable	
Principal Payments	247,200.00	Land Area 3.44 Sq. Miles		Other Receivables	41,556.92
Interest Payments	177,965.99	Net Valuation Taxable-Municipal	247,722,070	Total	3,690,798.17
DEFERRED CHARGES	143,171.23	Net Valuation Taxable-County	1,044,145,980	LIABILITIES, RESERVES, AND SURPLUS	
SCHOOL, COUNTY, SPECIAL DISTRICT TAXES	16,476,899.22	State Equalized Valuation	1,206,810,367	Cash Liabilities	1,717,922.63
RESERVE FOR UNCOLLECTED TAXES	1,067,376.21	State Equalization Ratio	20.48	Reserves for Receivables	510,748.15
EXPENDITURES TOTAL	23,716,364.76			Surplus Dec. 31, 1988	1,462,127.39
				Total	3,690,798.17

1339
Population 1980 23,013
Population 1988 22,939
S & P Rating
Moody Rating A

General Tax Rate Per \$100. 2.31
State Equalized Tax Rate 1.74

HAZLET TOWNSHIP – MONMOUTH CO.
Form of Government:
Township Committee
Number of Members on Governing Body – 5

PER CAPITA.
Gross Debt 532.28
Net Debt 230.19
Debt Service 19.42
Total Tax Levy 746.49
Municipal Expenditures 263.49

PER CENT:
Gross Debt 1.55
Net Debt .57
Tax Levy Collected 98.32
Tax Levy Cancelled, Abated or Adjusted

EXPENDITURES		REVENUES-REALIZED		1988 PROPERTY TAX	
GENERAL GOVERNMENT				STATE EQUALIZED TAX RATE →	
Governing Body & Public Boards		1988 Property Taxes Collected	16,836,131.53	Local District School Taxes	1.05 9,366,420.00
Municipal Clerk		1988 Payments in Lieu of Taxes	162,424.43	Regional & Consolidated School Tax	
Financial Administration	59,910.00	Delinquent Tax & Lien Collections	253,772.14	School Taxes in Municipal Budget	
Assessment of Taxes	53,111.00	Business Personalty Replacement Taxes	180,213.38	County Taxes	.36 3,360,074.12
Collection of Taxes	65,893.00	Taxes from Public Utilities	932,547.00	County Library Taxes	.01 127,675.70
Planning, Housing & Development	20,596.00	Other Miscellaneous Tax Revenues		Local Municipal Purpose Taxes	.32 3,049,521.00
Human Resources	96,746.00	State Aid Revenues	323,152.25	Veteran & Senior Citizen Taxes	
Elections		Federal Aid Revenues		Total Taxes for Rate Computation	1.74 16,574,190.32
General Administration (other)	887,371.70	State and Local Fiscal Assistance Act Utilized	2,395.00	Special District Taxes	
JUDICIARY		Sale of Acquired Property		Bank Corp. Taxes	
Municipal Courts	75,149.00	Other Miscellaneous Revenues	949,428.68	Added and Omitted Taxes	87,791.50
PUBLIC SAFETY		Total	19,690,114.91	Total Taxes Levied - ABSTRACT	17,123,754.32
Fire Protection	125,402.50	Prior Years Surplus Appropriated	831,723.30	Total Taxes Billed	17,123,754.32
Police Protection	1,618,196.95	REVENUES TOTAL	20,521,838.21	1988 TAXES COLLECTED	16,836,181.53
Civil Defense & Disaster Control	11,911.00	Reserve For Uncollected Taxes	615,839.00	1988 Taxes Cancelled, Abated or Adjusted	
Environmental Inspection & Control	53,554.00			Transfer to Tax Title Liens or Foreclosed	
Other Public Safety				Balance Outstanding Dec. 31, 1988	287,572.79
PUBLIC WORKS		CAPITAL OUTLAY TOTAL	1,064,944.22	PRIOR YEARS TAXES OUTSTANDING	
Streets and Drainage	653,667.30	Public Enterprises	67,590.96	Balance January 1, 1988	264,324.47
Sewers and Sewage Processing		Recreation—Culture	24,610.97	Collected in 1988	253,772.14
Garbage and Trash Disposal		Public Works	353,854.13	Cancelled, Abated or Adjusted 1988	
Public Buildings and Grounds	198,355.00	Buildings and Grounds	618,888.11	Transfers to Tax Title Liens or Foreclosed	
Other Public Works		Library and Education		Balance December 31, 1988	10,552.33
HEALTH and WELFARE		Conservation		TAX TITLE LIENS OUTSTANDING	
Health Services Except Environmental	121,473.00	All Other		Balance January 1, 1988	
Welfare-Public Assistance	17,546.00			Transfer From Taxes	
Hospitals, Clinics, First Aid	10,130.00	CAPITAL DEBT AUTHORIZED, DECEMBER 31, 1988		Redeemed in 1988	
Animal, Insect, & Rodent Control	3,650.00	ISSUED AND UNISSUED		Cancelled, Abated or Adjusted (1988)	
Other Welfare Services		School	6,802,000	Transfers to Foreclosed Property	
RECREATION and CONSERVATION		Self-liquidating	57,500	Balance December 31, 1988	
Beaches and Boardwalks		Other	5,350,516	PROPERTY ACQUIRED BY DEED OR FORECLOSURE	
Parks, Playgrounds, Shade Trees		Total	12,210,016	Balance January 1, 1988	804,700.00
Land Reclamation & Conservation	76,536.00	ISSUED AND OUTSTANDING		Transfers From Taxes or Liens	
Other Recreational Services	112,547.00	School	6,302,000.00	Sale for Cash (1988)	
EDUCATION (excluding schools)		Self-Liquidating	5,244,500.00	Cancelled, Abated or Adjusted (1988)	
Libraries	45,207.00	Other	11,546,500.00	Balance December 31, 1988	804,700.00
Other Educational Services		Total		CURRENT FINANCES DECEMBER 31, 1988	
STATUTORY EXPENDITURES		EQUALIZED VALUATION BASIS		ASSETS	
Pensions & F. I. C. A.	439,790.20	FOR NET DEBT COMPUTATION	739,204,422	Cash Dec. 31, 1988	3,309,683.15
Employee Fringe Benefits	214,000.00	REAL PROPERTY VALUATIONS		Taxes Receivable	298,125.12
Other Statutory Expenditures		Code Class # of Parcels % VAL'N		Tax Title Liens	
CETA And Other Public Employment Programs		1 Vacant Land 295 1.87	10,895,800.00	Foreclosed Property	804,700.00
MUNICIPAL FUNCTIONS TOTAL	4,961,307.65	2 Residential 583 34.03	439,642,250.00	Emergencies & Other Deferred Charges	79,500.00
CAPITAL IMPROVEMENTS *MEMO*	10,000.00	3 Farm 9 .07	332,500.00	State and Federal Aid Receivable	35,506.31
DEBT SERVICE		4a Commercial 215 12.52	72,912,800.00	Other Receivables	73,314.23
Principal Payments	253,660.07	4b Industrial 3 1.46	3,496,800.00	Total	4,606,329.31
Interest Payments	191,873.75	4c Apartments		LIABILITIES, RESERVES, AND SURPLUS	
		Total 6410	582,330,150.00	Cash Liabilities	2,046,950.60
DEFERRED CHARGES	136,064.56	Land Area 5.60 Sq. Miles		Reserves for Receivables	1,181,639.35
SCHOOL, COUNTY, SPECIAL DISTRICT TAXES	13,936,441.32	Net Valuation Taxable-Municipal	584,219,791	Surplus Dec. 31, 1988	1,377,739.36
RESERVE FOR UNCOLLECTED TAXES	615,839.00	Net Valuation Taxable-County	803,459,235	Total	4,606,329.31
EXPENDITURES TOTAL	20,145,236.85	State Equalized Valuation	942,041,643		
		State Equalization Ratio	61.94		

1206		
Population 1980	955	
Population 1988	1,273	
S & P Rating		3.94
Moody Rating	BAA	State Equalized Tax Rate
		2.46

HELMETTA BOROUGH - MIDDLESEX CO.

Form of Government:

Borough Council

Number of Members on Governing Body - 6

PER CAPITA:		PER CENT:	
Gross Debt	1,406.43	Gross Debt	4.37
Net Debt	609.08	Net Debt	1.89
Debt Service	26.70	Tax Levy Collected	94.84
Total Tax Levy	985.03	Tax Levy Cancelled, Abated or Adjusted	
Municipal Expenditures	546.93		

EXPENDITURES		REVENUES-REALIZED		1988 PROPERTY TAX	
GENERAL GOVERNMENT				STATE EQUALIZED TAX RATE	
Governing Body & Public Boards		1988 Property Taxes Collected	1,189,747.70	Local District School Taxes	1.69 858,840.00
Municipal Clerk		1988 Payments in Lieu of Taxes		Regional & Consolidated School Tax	
Financial Administration	13,700.00	Delinquent Tax & Lien Collections	51,355.33	School Taxes in Municipal Budget	
Assessment of Taxes	23,500.00	Business Personalty Replacement Taxes	68,541.32	County Taxes	.37 185,623.25
Collection of Taxes	3,020.00	Taxes from Public Utilities	72,454.00	County Library Taxes	
Planning, Housing & Development	3,270.00	Other Miscellaneous Tax Revenues		Local Municipal Purpose Taxes	.41 207,272.69
Human Resources	21,640.54	State Aid Revenues	13,323.36	Veteran & Senior Citizen Taxes	9,650.00
Elections	1,940.00	Federal Aid Revenues		Total Taxes for Rate Computation	2.47 1,261,385.94
General Administration (other)	110,856.99	State and Local Fiscal Assistance Act Utilized		Special District Taxes	
JUDICIARY		Sale of Acquired Property		Bank Corp. Taxes	
Municipal Courts	8,500.00	Other Miscellaneous Revenues	95,995.09	Added and Omitted Taxes	2,213.61
PUBLIC SAFETY		Total	1,491,416.80	Total Taxes Levied - ABSTRACT	1,253,949.55
Fire Protection	3,300.00	Prior Years Surplus Appropriated	100,000.00	Total Taxes Billed	1,254,433.59
Police Protection	85,126.20	REVENUES TOTAL	1,591,416.80	1988 TAXES COLLECTED	1,189,747.70
Civil Defense & Disaster Control	25.00	Reserve For Uncollected Taxes	55,287.27	1988 Taxes Cancelled, Abated or Adjusted	
Environmental Inspection & Control	51,300.00	CAPITAL OUTLAY TOTAL	31,317.39	Transfer to Tax Title Liens or Foreclosed	
Other Public Safety		Public Enterprises	26,271.88	Balance Outstanding Dec. 31, 1988	64,685.89
PUBLIC WORKS		Recreation—Culture		PRIOR YEARS TAXES OUTSTANDING	
Streets and Drainage	31,710.00	Public Works	717.50	Balance January 1, 1988	64,767.32
Sewers and Sewage Processing	163,124.00	Buildings and Grounds	4,328.00	Collected in 1988	51,355.33
Garbage and Trash Disposal	3,400.00	Library and Education		Cancelled, Abated or Adjusted 1988	
Public Buildings and Grounds	3,500.00	Conservation		Transfers to Tax Title Liens or Foreclosed	
Other Public Works		All Other		Balance December 31, 1988	13,411.99
HEALTH and WELFARE		CAPITAL DEBT AUTHORIZED, DECEMBER 31, 1988		TAX TITLE LIENS OUTSTANDING	
Health Services Except Environmental	2,623.00	ISSUED AND UNISSUED		Balance January 1, 1988	1,644.78
Welfare-Public Assistance	315.00	School		Transfer From Taxes	
Hospitals, Clinics, First Aid		Self-liquidating	1,504,276	Redeemed in 1988	
Animal, Insect, & Rodent Control		Other	286,114	Cancelled, Abated or Adjusted (1988)	
Other Welfare Services		Total	1,790,390	Transfers to Foreclosed Property	
RECREATION and CONSERVATION		ISSUED AND OUTSTANDING		Balance December 31, 1988	1,644.78
Beaches and Boardwalks	50.00	School		PROPERTY ACQUIRED BY DEED OR FORECLOSURE	
Parks, Playgrounds, Shade Trees	8,433.00	Self-Liquidating	1,104,000.00	Balance January 1, 1988	29,800.00
Land Reclamation & Conservation	1,000.00	Other	84,500.00	Transfers From Taxes or Liens	
Other Recreational Services		Total	1,188,500.00	Sale for Cash (1988)	
EDUCATION (excluding schools)		EQUALIZED VALUATION BASIS		Cancelled, Abated or Adjusted (1988)	
Libraries		FOR NET DEBT COMPUTATION	40,987.537	Balance December 31, 1988	29,800.00
Other Educational Services		REAL PROPERTY VALUATIONS		CURRENT FINANCES DECEMBER 31, 1988	
STATUTORY EXPENDITURES		Code Class # of Parcels % VAL'N	ASSESSED VALUATION	ASSETS	
Pensions & F. I. C. A.	23,829.75	1 Vacant Land 80 3.44	1,039,100.00	Cash Dec. 31, 1988	507,996.36
Employee Fringe Benefits	12,000.00	2 Residential 324 68.46	21,666,300.00	Taxes Receivable	78,097.88
Other Statutory Expenditures	2,500.00	3 Farm		Tax Title Liens	1,644.78
CETA And Other Public Employment Programs		4a Commercial 6 2.77	877,500.00	Foreclosed Property	29,800.00
MUNICIPAL FUNCTIONS TOTAL	593,653.43	4b Industrial 31 25.33	9,015,900.00	Emergencies & Other Deferred Charges	18,085.26
CAPITAL IMPROVEMENTS *MEMO*		4c Apartments		State and Federal Aid Receivable	85.61
DEBT SERVICE		Total	31,643,800.00	Other Receivables	1,234.20
Principal Payments	20,000.00	Land Area .30 Sq. Miles		Total	636,944.09
Interest Payments	13,936.25	Net Valuation Taxable-Municipal	31,782,233	LIABILITIES, RESERVES, AND SURPLUS	
DEFERRED CHARGES	13,274.66	Net Valuation Taxable-County	46,151,103	Cash Liabilities	454,252.54
SCHOOL, COUNTY, SPECIAL DISTRICT TAXES	1,044,453.25	State Equalized Valuation	50,771,513	Reserves for Receivables	110,250.46
RESERVE FOR UNCOLLECTED TAXES	55,237.27	State Equalization Ratio	62.50	Surplus Dec. 31, 1988	72,441.09
EXPENDITURES TOTAL	1,740,679.91			Total	636,944.09

0419
Population 1980 1,250
Population 1988 1,180
S & P Rating
Moody Rating

General Tax Rate Per \$100.
3.79
State Equalized Tax Rate
2.83

HI-NELLA BOROUGH - CAMDEN COUNTY
Form of Government:
Borough Council
Number of Members on Governing Body - 6

PER CAPITA:
Grass Debt 196.76
Net Debt 42.95
Debt Service
Total Tax Levy 468.93
Municipal Expenditures 319.25
PER CENT:
Gross Debt 1.39
Net Debt .30
Tax Levy Collected 97.66
Tax Levy Cancelled, Abated or Adjusted

EXPENDITURES		REVENUES-REALIZED		1988 PROPERTY TAX	
GENERAL GOVERNMENT				STATE EQUALIZED TAX RATE	
Governing Body & Public Boards		1988 Property Taxes Collected	532,406.81	Local District School Taxes	1.46
Municipal Clerk		1988 Payments in Lieu of Taxes		Regional & Consolidated School Tax	
Financial Administration	13,366.00	Delinquent Tax & Lien Collections	14,357.76	School Taxes in Municipal Budget	
Assessment of Taxes	1,875.00	Business Personalty Replacement Taxes	4,456.63	County Taxes	.83
Collection of Taxes	3,550.00	Taxes from Public Utilities	53,081.00	County Library Taxes	.02
Planning, Housing & Development		Other Miscellaneous Tax Revenues		Local Municipal Purpose Taxes	.51
Human Resources		State Aid Revenues	25,376.59	Veteran & Senior Citizen Taxes	
Elections	1,425.00	Federal Aid Revenues		Total Taxes for Rate Computation	2.82
General Administration (other)	56,323.88	State and Local Fiscal Assistance Act Utilized		Special District Taxes	
JUDICIARY		Sale of Acquired Property		Bank Corp. Taxes	8,415.34
Municipal Courts	16,793.65	Other Miscellaneous Revenues	133,998.73	Added and Omitted Taxes	592.55
PUBLIC SAFETY		Total	769,177.62	Total Taxes Levied - ABSTRACT	553,396.17
Fire Protection	15,760.68	Prior Years Surplus Appropriated	100,000.00	Total Taxes Billed	545,181.96
Police Protection	64,825.00	REVENUES TOTAL	869,177.62	1988 TAXES COLLECTED	532,406.81
Civil Defense & Disaster Control	100.00	Reserve For Uncollected Taxes	70,144.02	1988 Taxes Cancelled, Abated or Adjusted	
Environmental Inspection & Control	1,025.00			Transfer to Tax Title Liens or Foreclosed	928.55
Other Public Safety				Balance Outstanding Dec. 31, 1988	11,346.60
PUBLIC WORKS		CAPITAL OUTLAY TOTAL	11,270.19	PRIOR YEARS TAXES OUTSTANDING	
Streets and Drainage	8,050.00	Public Enterprises		Balance January 1, 1988	38,736.06
Sewers and Sewage Processing	64,320.00	Recreation—Culture		Collected in 1988	14,357.76
Garbage and Trash Disposal	20,835.00	Public Works	11,270.19	Cancelled, Abated or Adjusted 1988	
Public Buildings and Grounds	7,009.50	Buildings and Grounds		Transfers to Tax Title Liens or Foreclosed	
Other Public Works		Library and Education		Balance December 31, 1988	23,373.30
HEALTH and WELFARE		Conservation		TAX TITLE LIENS OUTSTANDING	
Health Services Except Environmental	205.00	All Other		Balance January 1, 1988	7,397.39
Welfare-Public Assistance	1,150.00			Transfer From Taxes	928.55
Hospitals, Clinics, First Aid		CAPITAL DEBT AUTHORIZED, DECEMBER 31, 1988		Redeemed in 1988	
Animal, Insect, & Rodent Control	175.00	ISSUED AND UNISSUED GROSS DEBT		Cancelled, Abated or Adjusted (1988)	
Other Welfare Services		School		Transfers to Foreclosed Property	
RECREATION and CONSERVATION		Self-liquidating		Balance December 31, 1988	8,326.44
Beaches and Boardwalks		Other	232,180	PROPERTY ACQUIRED BY DEED OR FORECLOSURE	
Parks, Playgrounds, Shade Trees	6,328.00	Total	232,180	Balance January 1, 1988	950.00
Land Reclamation & Conservation	2,400.00			Transfers From Taxes or Liens	
Other Recreational Services	500.00	ISSUED AND OUTSTANDING		Sale for Cash (1988)	
EDUCATION (excluding schools)		School		Cancelled, Abated or Adjusted (1988)	
Libraries	1,800.00	Self-liquidating		Balance December 31, 1988	950.00
Other Educational Services		Other		CURRENT FINANCES DECEMBER 31, 1988	
STATUTORY EXPENDITURES		Total		ASSETS	
Pensions & F. I. C. A.	12,457.98	EQUALIZED VALUATION BASIS		Cash Dec. 31, 1988	345,016.79
Employee Fringe Benefits		FOR NET DEBT COMPUTATION	16,731,325	Taxes Receivable	35,724.90
Other Statutory Expenditures		REAL PROPERTY VALUATIONS		Tax Title Liens	8,326.44
CETA And Other Public Employment Programs		Code Class # of Parcels % VAL'N	ASSESSED VALUATION	Foreclosed Property	950.00
MUNICIPAL FUNCTIONS TOTAL	300,324.69	1 Vacant Land 11 .60	34,900.00	Emergencies & Other Deferred Charges	4,432.82
CAPITAL IMPROVEMENTS *MEMO*		2 Residential 124 47.85	6,802,400.00	State and Federal Aid Receivable	
DEBT SERVICE		3 Farm 2 .69	97,700.00	Other Receivables	6,192.49
Principal Payments		4a Commercial 10 14.52	2,064,200.00	Total	401,143.44
Interest Payments		4b Industrial 1 2.24	318,600.00	LIABILITIES, RESERVES, AND SURPLUS	
		4c Apartments 3 34.10	4,847,400.00	Cash Liabilities	100,256.23
		Total 151	14,215,200.00	Reserves for Receivables	51,693.83
DEFERRED CHARGES	6,241.30	Land Area .23 Sq. Miles		Surplus Dec. 31, 1988	249,193.38
SCHOOL, COUNTY, SPECIAL DISTRICT TAXES	446,688.28	Net Valuation Taxable-Municipal	14,369,119	Total	401,143.44
RESERVE FOR UNCOLLECTED TAXES	70,144.02	Net Valuation Taxable-County	16,657,532		
EXPENDITURES TOTAL	823,398.29	State Equalized Valuation	19,188,734		
		State Equalization Ratio	74.68		

Population 1980 3,435
 Population 1988 3,598
 S & P Rating
 Moody Rating A

General Tax Rate Per \$100.

1.71

State Equalized Tax Rate

2.00

HIGH BRIDGE BOROUGH — HUNTERDON CO.**Form of Government:****Borough Council****Number of Members on Governing Body — 6****PER CAPITA:**

Gross Debt 725.31
 Net Debt 327.41
 Debt Service 56.61
 Total Tax Levy 1,096.68
 Municipal Expenditures 387.05

PER CENT:

Gross Debt 1.62
 Net Debt .73
 Tax Levy Collected 94.28
 Tax Levy Cancelled, Abated or Adjusted .56

EXPENDITURES		REVENUES-REALIZED		1988 PROPERTY TAX	
GENERAL GOVERNMENT				STATE EQUALIZED TAX RATE	
Governing Body & Public Boards		1988 Property Taxes Collected	3,720,135.47	Local District School Taxes	.79 1,551,364.00
Municipal Clerk		1988 Payments in Lieu of Taxes		Regional & Consolidated School Tax	.44 870,425.49
Financial Administration	23,261.13	Delinquent Tax & Lien Collections	159,162.36	School Taxes in Municipal Budget	
Assessment of Taxes	11,600.00	Business Personalty Replacement Taxes	84,678.12	County Taxes	.38 735,728.23
Collection of Taxes	15,365.00	Taxes from Public Utilities	106,712.00	County Library Taxes	.02 36,792.27
Planning, Housing & Development	20,750.00	Other Miscellaneous Tax Revenues		Local Municipal Purpose Taxes	.37 727,620.82
Human Resources	760.50	State Aid Revenues	58,161.96	Veteran & Senior Citizen Taxes	29,750.00
Elections		Federal Aid Revenues		Total Taxes for Rate Computation	2.00 3,951,680.81
General Administration (other)	216,761.00	State and Local Fiscal Assistance Act Utilized		Special District Taxes	
JUDICIARY		Sale of Acquired Property		Bank Corp. Taxes	4,048.13
Municipal Courts	19,391.43	Other Miscellaneous Revenues	179,681.73	Added and Omitted Taxes	19,861.72
PUBLIC SAFETY		Total	4,309,532.19	Total Taxes Levied - ABSTRACT	3,945,840.66
Fire Protection	22,105.16	Prior Years Surplus Appropriated	200,000.00	Total Taxes Billed	3,945,673.91
Police Protection	185,075.31	REVENUES TOTAL	4,508,532.19	1988 TAXES COLLECTED	3,720,135.47
Civil Defense & Disaster Control	250.00	Reserve For Uncollected Taxes	282,209.66	1988 Taxes Cancelled, Abated or Adjusted	22,034.85
Environmental Inspection & Control		CAPITAL OUTLAY TOTAL	289,708.76	Transfer to Tax Title Liens or Foreclosed	5,055.66
Other Public Safety				Balance Outstanding Dec. 31, 1988	198,447.90
PUBLIC WORKS				PRIOR YEARS TAXES OUTSTANDING	
Streets and Drainage	137,397.65	Public Enterprises	209,329.59	Balance January 1, 1988	175,516.31
Sewers and Sewage Processing		Recreation—Culture		Collected in 1988	157,724.70
Garbage and Trash Disposal		Public Works	44,591.93	Cancelled, Abated or Adjusted 1988	403.86
Public Buildings and Grounds	31,155.00	Buildings and Grounds	35,787.24	Transfers to Tax Title Liens or Foreclosed	
Other Public Works		Library and Education		Balance December 31, 1988	17,387.75
HEALTH and WELFARE		Conservation		TAX TITLE LIENS OUTSTANDING	
Health Services Except Environmental	500.00	All Other		Balance January 1, 1988	10,073.89
Welfare-Public Assistance	6,545.00	CAPITAL DEBT AUTHORIZED, DECEMBER 31, 1988		Transfer From Taxes	5,055.66
Hospitals, Clinics, First Aid		ISSUED AND UNISSUED GROSS DEBT NET DEBT		Redeemed in 1988	1,438.16
Animal, Insect, & Rodent Control	700.00	School 646,022		Cancelled, Abated or Adjusted (1988)	
Other Welfare Services		Self-liquidating 1,306,848	521,238	Transfers to Foreclosed Property	
RECREATION and CONSERVATION		Other 656,792	656,792	Balance December 31, 1988	13,691.39
Beaches and Boardwalks		Total 2,609,662	1,178,030	PROPERTY ACQUIRED BY DEED OR FORECLOSURE	
Parks, Playgrounds, Shade Trees	1,635.00	ISSUED AND OUTSTANDING		Balance January 1, 1988	
Land Reclamation & Conservation		School 173,398.19		Transfers From Taxes or Liens	
Other Recreational Services	3,155.00	Self-Liquidating 1,246,238.00		Sale for Cash (1988)	
EDUCATION (excluding schools)		Other 638,937.00		Cancelled, Abated or Adjusted (1988)	
Libraries	9,630.00	Total 2,058,573.19		Balance December 31, 1988	
Other Educational Services		EQUALIZED VALUATION BASIS FOR NET DEBT COMPUTATION	161,110,289	CURRENT FINANCES DECEMBER 31, 1988	
STATUTORY EXPENDITURES		REAL PROPERTY VALUATIONS		ASSETS	
Pensions & F. I. C. A.	45,496.94	Code Class # of Parcels % VAL'N		Cash Dec. 31, 1988	1,641,788.95
Employee Fringe Benefits	45,924.00	1 Vacant Land 125 3.39	7,773,300.00	Taxes Receivable	215,835.65
Other Statutory Expenditures		2 Residential 1261 87.67	200,745,500.00	Tax Title Liens	13,691.39
CETA And Other Public Employment Programs		3 Farm 21 1.18	2,695,931.00	Foreclosed Property	
MUNICIPAL FUNCTIONS TOTAL	849,023.67	4a Commercial 28 2.55	5,834,400.00	Emergencies & Other Deferred Charges	79,890.42
CAPITAL IMPROVEMENTS *MEMO*	15,375.00	4b Industrial 10 4.34	9,931,600.00	State and Federal Aid Receivable	
DEBT SERVICE		4c Apartments 6 .37	1,989,100.00	Other Receivables	117,475.95
Principal Payments	155,000.00	Total 1451	228,969,831.00	Total	2,068,682.36
Interest Payments	43,666.89			LIABILITIES, RESERVES, AND SURPLUS	
DEFERRED CHARGES	57,702.60	Land Area 2.30 Sq. Miles		Cash Liabilities	1,413,372.91
SCHOOL, COUNTY, SPECIAL DISTRICT TAXES	3,194,309.99	Net Valuation Taxable-Municipal	229,367,273	Reserves for Receivables	347,002.99
RESERVE FOR UNCOLLECTED TAXES	282,209.66	Net Valuation Taxable-County	164,431,791	Surplus Dec. 31, 1988	308,306.46
EXPENDITURES TOTAL	4,586,917.81	State Equalized Valuation	195,914,333	Total	2,068,682.36
		State Equalization Ratio	117.11		

1207
Population 1980 13,396
Population 1988 12,720
S & P Rating A+
Moody Rating A

General Tax Rate Per \$100. 4.57
State Equalized Tax Rate 2.25

HIGHLAND PARK BORO. — MIDDLESEX CO.
Form of Government:
Borough Council
Number of Members on Governing Body — 6

PER CAPITA:
Gross Debt 514.47
Net Debt 327.82
Debt Service 38.92
Total Tax Levy 1,096.49
Municipal Expenditures 502.76
PER CENT:
Gross Debt 1.27
Net Debt .31
Tax Levy Collected 96.69
Tax Levy Cancelled, Abated or Adjusted 1.04

EXPENDITURES		REVENUES-REALIZED		1988 PROPERTY TAX	
GENERAL GOVERNMENT				STATE EQUALIZED TAX RATE	
Governing Body & Public Boards	25,806.00	1988 Property Taxes Collected	13,500,138.70	Local District School Taxes 1.22	7,537,626.50
Municipal Clerk	91,429.00	1988 Payments in Lieu of Taxes		Regional & Consolidated School Tax	
Financial Administration	102,841.00	Delinquent Tax & Lien Collections	340,057.75	School Taxes in Municipal Budget	
Assessment of Taxes	200,478.00	Business Personalty Replacement Taxes	133,207.32	County Taxes	.41 2,494,746.76
Collection of Taxes	40,056.00	Taxes from Public Utilities	557,056.00	County Library Taxes	
Planning, Housing & Development	20,725.00	Other Miscellaneous Tax Revenues		Local Municipal Purpose Taxes	.62 3,312,903.10
Human Resources	64,039.00	State Aid Revenues	223,274.05	Veteran & Senior Citizen Taxes	67,450.00
Elections	7,000.00	Federal Aid Revenues		Total Taxes for Rate Computation	2.25 13,912,731.36
General Administration (other)	634,934.00	State and Local Fiscal Assistance Act Utilized	1,074.00	Special District Taxes	
JUDICIARY		Sale of Acquired Property		Bank Corp. Taxes	10,112.99
Municipal Courts	96,350.00	Other Miscellaneous Revenues	1,011,957.93	Added and Omitted Taxes	91,957.17
PUBLIC SAFETY		Total	15,776,765.77	Total Taxes Levied - ABSTRACT	13,947,351.52
Fire Protection	284,610.00	Prior Years Surplus Appropriated	173,532.22	Total Taxes Billed	13,961,903.29
Police Protection	1,341,752.00	REVENUES TOTAL	15,955,298.01	1988 TAXES COLLECTED	13,500,138.70
Civil Defense & Disaster Control	2,850.00	Reserve For Uncollected Taxes	598,266.92	1988 Taxes Cancelled, Abated or Adjusted	145,431.57
Environmental Inspection & Control	135,758.00	CAPITAL OUTLAY TOTAL	735,784.12	Transfer to Tax Title Liens or Foreclosed	2,920.23
Other Public Safety				Balance Outstanding Dec. 31, 1988	313,412.79
PUBLIC WORKS				PRIOR YEARS TAXES OUTSTANDING	
Streets and Drainage	206,000.00	Public Enterprises	17,507.34	Balance January 1, 1988	343,237.94
Sewers and Sewage Processing	15,450.00	Recreation—Culture		Collected in 1988	339,532.77
Garbage and Trash Disposal	349,200.00	Public Works	306,678.97	Cancelled, Abated or Adjusted 1988	5,786.67
Public Buildings and Grounds	93,324.00	Buildings and Grounds	412,597.31	Transfers to Tax Title Liens or Foreclosed	
Other Public Works	333,974.00	Library and Education		Balance December 31, 1988	2,968.50
HEALTH and WELFARE		Conservation		TAX TITLE LIENS OUTSTANDING	
Health Services Except Environmental	39,365.00	All Other		Balance January 1, 1988	13,446.29
Welfare-Public Assistance	104,359.00	CAPITAL DEBT AUTHORIZED, DECEMBER 31, 1988		Transfer From Taxes	2,920.23
Hospitals, Clinics, First Aid		ISSUED AND UNISSUED GROSS DEBT		Redeemed in 1988	524.96
Animal, Insect, & Rodent Control	2,000.00	School 1,515,000		Cancelled, Abated or Adjusted (1988)	
Other Welfare Services		Self-liquidating 792,500		Transfers to Foreclosed Property	
RECREATION and CONSERVATION		Other 4,236,517	4,169,917	Balance December 31, 1988	15,843.56
Beaches and Boardwalks		Total 6,544,017	4,169,917	PROPERTY ACQUIRED BY DEED OR	
Parks, Playgrounds, Shade Trees				FORECLOSURE	
Land Reclamation & Conservation	13,395.00	ISSUED AND OUTSTANDING		Balance January 1, 1988	53,356.20
Other Recreational Services	86,212.00	School 1,515,000.00		Transfers From Taxes or Liens	
EDUCATION (excluding schools)		Self-Liquidating 695,000.00		Sale for Cash (1988)	
Libraries	273,500.00	Other 3,161,900.00		Cancelled, Abated or Adjusted (1988)	
Other Educational Services	11,736.00	Total 5,371,900.00		Balance December 31, 1988	56,356.20
STATUTORY EXPENDITURES		EQUALIZED VALUATION BASIS		CURRENT FINANCES DECEMBER 31, 1988	
Pensions & F. I. C. A.	445,338.00	FOR NET DEBT COMPUTATION	514,254.326	ASSETS	
Employee Fringe Benefits	229,440.00	REAL PROPERTY VALUATIONS		Cash Dec. 31, 1988	1,697,003.31
Other Statutory Expenditures	10,000.00	Code Class # of Parcels % VAL'N	ASSESSED VALUATION	Taxes Receivable	315,381.29
CETA And Other Public Employment Programs		1 Vacant Land 117 1.33	4,035,600.00	Tax Title Liens	15,843.56
MUNICIPAL FUNCTIONS TOTAL	5,269,041.00	2 Residential 2734 69.73	210,739,300.00	Foreclosed Property	56,356.20
CAPITAL IMPROVEMENTS *MEMO*	43,500.00	3 Farm		Emergencies & Other Deferred Charges	210,393.00
DEBT SERVICE		4a Commercial 169 10.29	31,099,700.00	State and Federal Aid Receivable	12,537.14
Principal Payments	230,000.00	4b Industrial 10 1.71	5,174,500.00	Other Receivables	511,476.20
Interest Payments	215,020.00	4c Apartments 49 16.94	51,201,100.00	Total	2,822,095.70
		Total 3079	302,300,200.00	LIABILITIES, RESERVES, AND SURPLUS	
DEFERRED CHARGES	32,735.31	Land Area 1.80 Sq. Miles		Cash Liabilities	1,316,603.23
SCHOOL, COUNTY, SPECIAL DISTRICT TAXES	10,032,373.26	Net Valuation Taxable-Municipal	303,499,915	Reserves for Receivables	39,010.39
RESERVE FOR UNCOLLECTED TAXES	598,266.92	Net Valuation Taxable-County	623,725,205	Surplus Dec. 31, 1988	511,482.03
EXPENDITURES TOTAL	16,427,436.99	State Equalized Valuation	614,509,103	Total	2,822,095.70
		State Equalization Ratio	49.27		

HIGHLANDS BOROUGH - MONMOUTH CO.

Form of Government:

Small Municipality Plan C (OMCL 50)

Number of Members on Governing Body - 5

PER CAPITA:		PER CENT:	
Gross Debt	869.23	Gross Debt	2.01
Net Debt	431.21	Net Debt	1.00
Debt Service	50.86	Tax Levy Collected	90.19
Total Tax Levy	1,034.43	Tax Levy Cancelled, Abated or Adjusted	
Municipal Expenditures	577.67		

General Tax Rate Per \$100.

3.73

State Equalized Tax Rate

1.90

EXPENDITURES		REVENUES-REALIZED		1988 PROPERTY TAX	
GENERAL GOVERNMENT				STATE EQUALIZED TAX RATE	
Governing Body & Public Boards		1988 Property Taxes Collected	4,803,705.89	Local District School Taxes	.39 1,090,751.00
Municipal Clerk		1988 Payments in Lieu of Taxes		Regional & Consolidated School Tax	.48 1,350,267.36
Financial Administration	61,600.00	Delinquent Tax & Lien Collections	462,446.37	School Taxes in Municipal Budget	
Assessment of Taxes	22,100.00	Business Personalty Replacement Taxes	27,388.64	County Taxes	.34 952,716.24
Collection of Taxes	52,100.00	Taxes from Public Utilities	186,267.00	County Library Taxes	.01 36,208.87
Planning, Housing & Development	82,700.00	Other Miscellaneous Tax Revenues		Local Municipal Purpose Taxes	.67 1,862,013.00
Human Resources	91,427.00	State Aid Revenues	120,014.85	Veteran & Senior Citizen Taxes	
Elections	1,000.00	Federal Aid Revenues		Total Taxes for Rate Computation	1.89 5,349,956.47
General Administration (other)	249,346.63	State and Local Fiscal Assistance Act Utilized	623.00	Special District Taxes	
JUDICIARY		Sale of Acquired Property		Bank Corp. Taxes	
Municipal Courts	53,036.51	Other Miscellaneous Revenues	314,249.64	Added and Omitted Taxes	
PUBLIC SAFETY		Total	5,914,695.39	Total Taxes Levied - ABSTRACT	5,326,255.16
Fire Protection	29,548.00	Prior Years Surplus Appropriated	230,000.00	Total Taxes Billed	5,326,255.16
Police Protection	453,758.56	REVENUES TOTAL	6,144,695.39	1988 TAXES COLLECTED	4,803,705.89
Civil Defense & Disaster Control	1,000.00	Reserve For Uncollected Taxes	468,842.00	1988 Taxes Cancelled, Abated or Adjusted	
Environmental Inspection & Control	70,500.00			Transfer to Tax Title Liens or Foreclosed	
Other Public Safety				Balance Outstanding Dec. 31, 1988	522,549.27
PUBLIC WORKS		CAPITAL OUTLAY TOTAL	331,338.01	PRIOR YEARS TAXES OUTSTANDING	
Streets and Drainage	190,027.98	Public Enterprises	99,013.34	Balance January 1, 1988	555,767.41
Sewers and Sewage Processing	22,000.00	Recreation—Culture		Collected in 1988	461,715.48
Garbage and Trash Disposal	169,500.00	Public Works	99,225.00	Cancelled, Abated or Adjusted 1988	
Public Buildings and Grounds	44,800.00	Buildings and Grounds	133,099.67	Transfers to Tax Title Liens or Foreclosed	
Other Public Works		Library and Education		Balance December 31, 1988	94,051.93
HEALTH and WELFARE		Conservation		TAX TITLE LIENS OUTSTANDING	
Health Services Except Environmental	27,076.00	All Other		Balance January 1, 1988	38,552.53
Welfare-Public Assistance	7,100.00			Transfer From Taxes	
Hospitals, Clinics, First Aid		CAPITAL DEBT AUTHORIZED, DECEMBER 31, 1988		Redeemed in 1988	730.89
Animal, Insect, & Rodent Control		ISSUED AND UNISSUED		Cancelled, Abated or Adjusted (1988)	
Other Welfare Services		School	13,000	Transfers to Foreclosed Property	
RECREATION and CONSERVATION		Self-Liquidating	2,575,450	Balance December 31, 1988	37,821.64
Beaches and Boardwalks		Other	1,887,240	PROPERTY ACQUIRED BY DEED OR FORECLOSURE	
Parks, Playgrounds, Shade Trees	22,570.88	Total	4,475,690	Balance January 1, 1988	28,105.00
Land Reclamation & Conservation	113,800.00	ISSUED AND OUTSTANDING		Transfers From Taxes or Liens	
Other Recreational Services	45,435.91	School	13,000.00	Sale for Cash (1988)	
EDUCATION (excluding schools)		Self-Liquidating	1,432,299.93	Cancelled, Abated or Adjusted (1988)	
Libraries	3,850.00	Other	1,597,500.00	Balance December 31, 1988	28,105.00
Other Educational Services		Total	3,042,799.93	CURRENT FINANCES DECEMBER 31, 1988	
STATUTORY EXPENDITURES		EQUALIZED VALUATION BASIS FOR NET DEBT COMPUTATION	222,623,482	ASSETS	
Pensions & F. I. C. A.	101,216.33	REAL PROPERTY VALUATIONS		Cash Dec. 31, 1988	787,927.84
Employee Fringe Benefits	173,000.00	Code Class # of Parcels % VAL'N		Taxes Receivable	616,601.20
Other Statutory Expenditures	5,000.00	1 Vacant Land 108 2.13	2,971,700.00	Tax Title Liens	37,821.64
CETA And Other Public Employment Programs		2 Residential 1995 83.24	116,333,300.00	Foreclosed Property	28,105.00
MUNICIPAL FUNCTIONS TOTAL	2,099,104.35	3 Farm		Emergencies & Other Deferred Charges	141,565.39
CAPITAL IMPROVEMENTS *MEMO*	4,250.00	4a Commercial 128 12.54	17,525,200.00	State and Federal Aid Receivable	
DEBT SERVICE		4b Industrial		Other Receivables	35,117.20
Principal Payments	136,420.00	4c Apartments 19 2.09	2,925,300.00	Total	1,647,138.27
Interest Payments	125,471.15	Total 2250	139,731,000.00	LIABILITIES, RESERVES, AND SURPLUS	
DEFERRED CHARGES	144,596.25	Land Area .64 Sq. Miles		Cash Liabilities	462,038.78
SCHOOL, COUNTY, SPECIAL DISTRICT TAXES	3,429,943.47	Net Valuation Taxable-Municipal	140,068,057	Reserves for Receivables	717,645.04
RESERVE FOR UNCOLLECTED TAXES	453,842.00	Net Valuation Taxable-County	225,630,928	Surplus Dec. 31, 1988	467,454.45
EXPENDITURES TOTAL	6,404,377.22	State Equalized Valuation	273,292,228	Total	1,647,138.27
		State Equalization Ratio	50.28		

Population 1980 4,581
 Population 1988 4,893
 S & P Rating
 Moody Rating A

General Tax Rate Per \$100. 9.71
 State Equalized Tax Rate 2.23

HIGHTSTOWN BOROUGH — MERCER CO.

Form of Government:

Borough Council

Number of Members on Governing Body — 6

PER CAPITA

Gross Debt 1,197.31
 Net Debt 523.33
 Debt Service 69.43
 Total Tax Levy 1,024.43
 Municipal Expenditures 462.32

PER CENT:

Gross Debt 3.34
 Net Debt 1.47
 Tax Levy Collected 95.51
 Tax Levy Cancelled, Abated or Adjusted

EXPENDITURES		REVENUES-REALIZED		1988 PROPERTY TAX	
GENERAL GOVERNMENT		1988 Property Taxes Collected		STATE EQUALIZED TAX RATE	
Governing Body & Public Boards	31,000.00	1988 Payments in Lieu of Taxes		Local District School Taxes	
Municipal Clerk		Delinquent Tax & Lien Collections		Regional & Consolidated School Tax 1.14	
Financial Administration	49,130.00	Business Personalty Replacement Taxes		School Taxes in Municipal Budget	
Assessment of Taxes	16,522.00	Taxes from Public Utilities		County Taxes .34	
Collection of Taxes	11,345.00	Other Miscellaneous Tax Revenues		County Library Taxes .06	
Planning, Housing & Development	13,549.98	State Aid Revenues		Local Municipal Purpose Taxes .54	
Human Resources	21,832.42	Federal Aid Revenues		Veteran & Senior Citizen Taxes	
Elections	1,900.00	State and Local Fiscal Assistance Act Utilized		Total Taxes for Rate Computation 2.28	
General Administration (other)	143,905.28	Sale of Acquired Property		Special District Taxes	
JUDICIARY		Other Miscellaneous Revenues		Bank Corp. Taxes	
Municipal Courts	37,427.73	TOTAL		Added and Omitted Taxes	
PUBLIC SAFETY		Prior Years Surplus Appropriated		Total Taxes Levied - ABSTRACT	
Fire Protection	134,195.00	Reserve For Uncollected Taxes		Total Taxes Billed	
Police Protection	465,667.04	CAPITAL OUTLAY		1988 TAXES COLLECTED	
Civil Defense & Disaster Control	1,050.00	Public Enterprises		1988 Taxes Cancelled, Abated or Adjusted	
Environmental Inspection & Control	22,649.00	Recreation—Culture		Transfer to Tax Title Liens or Foreclosed	
Other Public Safety		Public Works		Balance Outstanding Dec. 31, 1988	
PUBLIC WORKS		Buildings and Grounds		PRIOR YEARS TAXES OUTSTANDING	
Streets and Drainage	143,237.20	Library and Education		Balance January 1, 1988	
Sewers and Sewage Processing	173,700.00	Conservation		Collected in 1988	
Garbage and Trash Disposal	135,819.00	All Other		Cancelled, Abated or Adjusted 1988	
Public Buildings and Grounds	62,360.75	CAPITAL DEBT AUTHORIZED, DECEMBER 31, 1988		Transfers to Tax Title Liens or Foreclosed	
Other Public Works		ISSUED AND UNISSUED		Balance December 31, 1988	
HEALTH and WELFARE		GROSS DEBT		TAX TITLE LIENS OUTSTANDING	
Health Services Except Environmental	53,692.00	NET DEBT		Balance January 1, 1988	
Welfare-Public Assistance	6,245.00	School		Transfer From Taxes	
Hospitals, Clinics, First Aid		Self-liquidating		Redeemed in 1988	
Animal, Insect, & Rodent Control	4,000.00	Other		Cancelled, Abated or Adjusted (1988)	
Other Welfare Services		Total		Transfers to Foreclosed Property	
RECREATION and CONSERVATION		ISSUED AND OUTSTANDING		Balance December 31, 1988	
Beaches and Boardwalks		School		PROPERTY ACQUIRED BY DEED OR	
Parks, Playgrounds, Shade Trees	7,100.00	Self-Liquidating		FORECLOSURE	
Land Reclamation & Conservation	400.00	Other		Balance January 1, 1988	
Other Recreational Services	13,450.00	Total		Transfers From Taxes or Liens	
EDUCATION (excluding schools)		EQUALIZED VALUATION BASIS		Sale for Cash (1988)	
Libraries		FOR NET DEBT COMPUTATION		Cancelled, Abated or Adjusted (1988)	
Other Educational Services		REAL PROPERTY VALUATIONS		Balance December 31, 1988	
STATUTORY EXPENDITURES		Code Class # of Parcels % VAL'N		CURRENT FINANCES DECEMBER 31, 1988	
Pensions & F. I. C. A.	112,850.28	ASSESSED VALUATION		ASSETS	
Employee Fringe Benefits	55,800.00	1 Vacant Land 117 1.11		Cash Dec. 31, 1988	
Other Statutory Expenditures		2 Residential 1328 71.35		Taxes Receivable	
CETA And Other Public Employment Programs		3 Farm 6 .03		Tax Title Liens	
MUNICIPAL FUNCTIONS TOTAL	1,729,377.73	4a Commercial 102 17.21		Foreclosed Property	
CAPITAL IMPROVEMENTS *MEMO*	38,500.00	4b Industrial 10 3.16		Emergencies & Other Deferred Charges	
DEBT SERVICE		4c Apartments 7 7.09		State and Federal Aid Receivable	
Principal Payments	211,300.00	Total 1570		Other Receivables	
Interest Payments	128,777.73	Land Area 1.23 Sq. Miles		Total	
DEFERRED CHARGES	2,038.93	Net Valuation Taxable-Municipal		LIABILITIES, RESERVES, AND SURPLUS	
SCHOOL, COUNTY, SPECIAL DISTRICT TAXES	3,755,458.26	Net Valuation Taxable-County		Cash Liabilities	
RESERVE FOR UNCOLLECTED TAXES	195,326.00	State Equalized Valuation		Reserves for Receivables	
EXPENDITURES TOTAL	6,022,328.65	State Equalization Ratio 23.43		Surplus Dec. 31, 1988	
				Total	

Population 1980 19,061

Population 1988 25,020

S & P Rating

Moody Rating A1

General Tax Rate Per \$100.

2.82

State Equalized Tax Rate

1.61

Form of Government:

Township Council

Number of Members on Governing Body — 5

Grass Debt 921.22
 Net Debt 407.27
 Debt Service 52.04
 Total Tax Levy 1,121.11
 Municipal Expenditures 338.80

Gross Debt 1.68
 Net Debt .74
 Tax Levy Collected 97.39
 Tax Levy Cancelled, Abated or Adjusted

EXPENDITURES		REVENUES-REALIZED		1988 PROPERTY TAX	
GENERAL GOVERNMENT				STATE EQUALIZED TAX RATE →	
Governing Body & Public Boards		1988 Property Taxes Collected	27,378,353.40	Local District School Taxes .97	16,403,608.00
Municipal Clerk		1988 Payments in Lieu of Taxes		Regional & Consolidated School Tax	
Financial Administration	95,243.16	Delinquent Tax & Lien Collections	1,269,547.47	School Taxes in Municipal Budget	
Assessment of Taxes	16,500.00	Business Personalty Replacement Taxes	202,535.40	County Taxes .42	7,059,657.80
Collection of Taxes	118,822.97	Taxes from Public Utilities	2,095,303.00	County Library Taxes .02	417,284.13
Planning, Housing & Development	165,846.00	Other Miscellaneous Tax Revenues		Local Municipal Purpose Taxes .20	3,373,859.38
Human Resources	34,324.00	State Aid Revenues	121,790.99	Veteran & Senior Citizen Taxes	105,050.00
Elections	4,013.00	Federal Aid Revenues		Total Taxes for Rate Computation 1.61	27,359,459.31
General Administration (other)	917,617.75	State and Local Fiscal Assistance Act Utilized	1,667.00	Special District Taxes	434,294.00
JUDICIARY		Sale of Acquired Property		Bank Corp. Taxes	25,234.81
Municipal Courts	63,207.00	Other Miscellaneous Revenues		Added and Omitted Taxes	336,194.93
PUBLIC SAFETY		Total	33,041,720.28	Total Taxes Levied - ABSTRACT	28,050,133.05
Fire Protection	230,130.00	Prior Years Surplus Appropriated	1,500,000.00	Total Taxes Billed	28,111,669.92
Police Protection	1,537,009.47	REVENUES TOTAL	34,541,720.28	1988 TAXES COLLECTED	27,378,353.40
Civil Defense & Disaster Control	8,757.00	Reserve For Uncollected Taxes	1,064,700.00	1988 Taxes Cancelled, Abated or Adjusted	
Environmental Inspection & Control	326,710.27	CAPITAL OUTLAY TOTAL	2,892,800.52	Transfer to Tax Title Liens or Foreclosed	6,008.21
Other Public Safety				Balance Outstanding Dec. 31, 1988	727,308.31
PUBLIC WORKS				PRIOR YEARS TAXES OUTSTANDING	
Streets and Drainage	1,153,723.94	Public Enterprises		Balance January 1, 1988	1,345,607.99
Sewers and Sewage Processing	65,000.00	Recreation—Culture	2,235.50	Collected in 1988	1,235,910.56
Gorbage and Trash Disposal	11,577.12	Public Works	1,263,287.46	Cancelled, Abated or Adjusted 1988	
Public Buildings and Grounds	36,000.00	Buildings and Grounds	1,622,277.56	Transfers to Tax Title Liens or Foreclosed	
Other Public Works	49,000.00	Library and Education		Balance December 31, 1988	109,697.43
HEALTH and WELFARE		Conservation		TAX TITLE LIENS OUTSTANDING	
Health Services Except Environmental	177,734.24	All Other		Balance January 1, 1988	84,021.25
Welfare Public Assistance	23,332.00	CAPITAL DEBT AUTHORIZED, DECEMBER 31, 1988		Transfer From Taxes	6,008.21
Hospitals, Clinics, First Aid		ISSUED AND UNISSUED		Redeemed in 1988	33,636.91
Animal, Insect, & Rodent Control		School	12,859,000	Cancelled, Abated or Adjusted (1988)	
Other Welfare Services		Self-liquidating		Transfers to Foreclosed Property	
RECREATION and CONSERVATION		Other	10,189,900	Balance December 31, 1988	56,392.55
Beaches and Boardwalks		Total	23,048,900	PROPERTY ACQUIRED BY DEED OR FORECLOSURE	
Parks, Playgrounds, Shade Trees		ISSUED AND OUTSTANDING		Balance January 1, 1988	120,925.00
Land Reclamation & Conservation	1,500.00	School	12,859,000.00	Transfers From Taxes or Liens	
Other Recreational Services	112,175.73	Self-liquidating		Sale for Cash (1988)	
EDUCATION (excluding schools)		Other	6,117,000.00	Cancelled, Abated or Adjusted (1988)	
Libraries	39,725.00	Total	18,976,000.00	Balance December 31, 1988	120,925.00
Other Educational Services	500.00	EQUALIZED VALUATION BASIS		CURRENT FINANCES DECEMBER 31, 1988	
STATUTORY EXPENDITURES		FOR NET DEBT COMPUTATION	1,375,064,699	ASSETS	
Pensions & F. I. C. A.	528,802.47	REAL PROPERTY VALUATIONS		Cash Dec. 31, 1988	6,810,348.57
Employee Fringe Benefits	250,000.00	Code Class # of Parcels % VAL'N		Taxes Receivable	837,005.74
Other Statutory Expenditures	22,341.41	1 Vacant Land 1053 3.46	33,264,200.00	Tax Title Liens	56,392.55
CETA And Other Public Employment Programs		2 Residential 3755 30.16	771,423,100.00	Foreclosed Property	120,925.00
MUNICIPAL FUNCTIONS		3 Farm 639 3.12	30,024,700.00	Emergencies & Other Deferred Charges	25,569.06
CAPITAL IMPROVEMENTS *MEMO*	1,000,000.00	4a Commercial 224 7.48	71,940,600.00	State and Federal Aid Receivable	5,627.65
DEBT SERVICE		4b Industrial 72 3.95	38,047,300.00	Other Receivables	261,142.62
Principal Payments	920,000.00	4c Apartments 5 1.83	17,629,600.00	Total	8,117,011.19
Interest Payments	332,003.00	Total 10753	962,329,500.00	LIABILITIES, RESERVES, AND SURPLUS	
DEFERRED CHARGES		Land Area 54.80 Sq. Miles		Cash Liabilities	1,888,155.05
SCHOOL, COUNTY, SPECIAL DISTRICT TAXES	10,437.55	Net Valuation Taxable-Municipal	969,474,599	Reserves for Receivables	1,275,465.91
RESERVE FOR UNCOLLECTED TAXES	24,314,843.93	Net Valuation Taxable-County	1,486,272,376	Surplus Dec. 31, 1988	4,953,390.23
EXPENDITURES TOTAL	32,791,677.01	State Equalized Valuation	1,691,305,932	Total	8,117,011.19
		State Equalization Ratio	57.14		

0227

Population 1980 10,495
 Population 1988 10,222
 S & P Rating A+
 Moody Rating A1

General Tax Rate Per \$100.

2.27

State Equalized Tax Rate

1.70

HILLSDALE BOROUGH — BERGEN COUNTY

Form of Government:

Borough Council

Number of Members on Governing Body — 6

PER CAPITA

Gross Debt 326.58

Net Debt 267.42

Debt Service 40.13

Total Tax Levy 1,393.67

Municipal Expenditures 585.30

PER CENT:

Gross Debt .49

Net Debt .40

Tax Levy Collected 93.56

Tax Levy Cancelled, Abated
or Adjusted .19

EXPENDITURES		REVENUES-REALIZED		1988 PROPERTY TAX	
GENERAL GOVERNMENT		1988 Property Taxes Collected		STATE EQUALIZED TAX RATE →	
Governing Body & Public Boards		1988 Payments in Lieu of Taxes	13,937,434.91	Local District School Taxes	.51
Municipal Clerk		Delinquent Tax & Lien Collections	30,454.36	Regional & Consolidated School Tax	.39
Financial Administration	37,834.00	Business Personalty Replacement Taxes	204,793.46	School Taxes in Municipal Budget	
Assessment of Taxes	18,807.00	Taxes from Public Utilities	83,360.52	County Taxes	.22
Collection of Taxes	31,799.00	Other Miscellaneous Tax Revenues	1,046,241.00	County Library Taxes	
Planning, Housing & Development	34,418.50	State Aid Revenues	121,761.81	Local Municipal Purpose Taxes	.49
Human Resources	34,313.32	Federal Aid Revenues		Veteran & Senior Citizen Taxes	
Elections	3,365.00	State and Local Fiscal Assistance Act Utilized		Total Taxes for Rate Computation	1.70
General Administration (other)	529,935.21	Sale of Acquired Property		Special District Taxes	
JUDICIARY		Other Miscellaneous Revenues	361,417.37	Bank Corp. Taxes	
Municipal Courts	33,976.00	Prior Years Surplus Appropriated	220,000.00	Added and Omitted Taxes	
PUBLIC SAFETY		REVENUES TOTAL	15,835,973.43	Total Taxes Levied - ABSTRACT	14,246,034.87
Fire Protection	202,232.52	Reserve For Uncollected Taxes	260,188.00	Total Taxes Billed	14,192,441.25
Police Protection	1,040,473.22	CAPITAL OUTLAY TOTAL	208,100.83	1988 TAXES COLLECTED	13,987,434.91
Civil Defense & Disaster Control	6,575.00	Public Enterprises	22,655.33	1988 Taxes Cancelled, Abated or Adjusted	27,411.30
Environmental Inspection & Control	35,105.00	Recreation—Culture	63,597.05	Transfer to Tax Title Liens or Foreclosed	633.33
Other Public Safety		Public Works	121,847.90	Balance Outstanding Dec. 31, 1988	176,961.71
PUBLIC WORKS		Buildings and Grounds		PRIOR YEARS TAXES OUTSTANDING	
Streets and Drainage	782,236.00	Library and Education		Balance January 1, 1988	175,140.76
Sewers and Sewage Processing	371,810.31	Conservation		Collected in 1988	174,339.92
Garbage and Trash Disposal	1,073,746.00	All Other		Cancelled, Abated or Adjusted 1988	241.57
Public Buildings and Grounds	99,800.00	CAPITAL DEBT AUTHORIZED, DECEMBER 31, 1988		Transfers to Tax Title Liens or Foreclosed	
Other Public Works		ISSUED AND UNISSUED		Balance December 31, 1988	9.27
HEALTH and WELFARE		School	477,317	TAX TITLE LIENS OUTSTANDING	
Health Services Except Environmental	39,150.00	Self-liquidating	903,000	Balance January 1, 1988	34,393.81
Welfare-Public Assistance	2,249.10	Other	1,957,500	Transfer From Taxes	633.33
Hospitals, Clinics, First Aid		Total	3,338,317	Redeemed in 1988	29,903.54
Animal, Insect, & Rodent Control		ISSUED AND OUTSTANDING		Cancelled, Abated or Adjusted (1988)	
Other Welfare Services		School	477,317.66	Transfers to Foreclosed Property	
RECREATION and CONSERVATION		Self-liquidating	903,000.00	Balance December 31, 1988	5,623.60
Beaches and Boardwalks		Other	1,909,000.00	PROPERTY ACQUIRED BY DEED OR	
Parks, Playgrounds, Shade Trees	122,510.00	Total	3,239,317.66	FORECLOSURE	
Land Reclamation & Conservation	6,291.39	EQUALIZED VALUATION BASIS		Balance January 1, 1988	34,630.00
Other Recreational Services	46,101.00	FOR NET DEBT COMPUTATION	631,505,935	Transfers From Taxes or Liens	
EDUCATION (excluding schools)		REAL PROPERTY VALUATIONS		Sale for Cash (1988)	2,300.00
Libraries	195,239.00	Code Class # of Parcels % VAL'N		Cancelled, Abated or Adjusted (1988)	13,700.00
Other Educational Services		1 Vacant Land 99 .92	5,659,600.00	Balance December 31, 1988	13,630.00
STATUTORY EXPENDITURES		2 Residential 3115 90.33	557,820,110.00	CURRENT FINANCES DECEMBER 31, 1988	
Pensions & F. I. C. A.	235,915.43	3 Farm 5 .06	347,100.00	ASSETS	
Employee Fringe Benefits	191,731.00	4a Commercial 99 6.51	39,979,100.00	Cash Dec. 31, 1988	2,007,176.37
Other Statutory Expenditures		4b Industrial 13 1.60	9,340,800.00	Taxes Receivable	170,970.93
CETA And Other Public Employment Programs		4c Apartments 1 .08	518,000.00	Tax Title Liens	5,623.60
MUNICIPAL FUNCTIONS TOTAL	5,230,763.00	Total 3332	614,164,710.00	Foreclosed Property	13,630.00
CAPITAL IMPROVEMENTS *MEMO*		Land Area 2.90 Sq. Miles		Emergencies & Other Deferred Charges	76,056.65
DEBT SERVICE		Net Valuation Taxable-Municipal	624,280,653	State and Federal Aid Receivable	
Principal Payments	303,000.00	Net Valuation Taxable-County	711,981,722	Other Receivables	21,135.30
Interest Payments	102,245.26	State Equalized Valuation	330,362,582	Total	2,900,592.90
DEFERRED CHARGES		State Equalization Ratio	74.93	LIABILITIES, RESERVES, AND SURPLUS	
SCHOOL, COUNTY, SPECIAL DISTRICT TAXES	10,104,670.38			Cash Liabilities	2,213,166.79
RESERVE FOR UNCOLLECTED TAXES	260,188.00			Reserves for Receivables	217,359.83
EXPENDITURES TOTAL	16,103,598.39			Surplus Dec. 31, 1988	470,066.23

2007

HILLSIDE TOWNSHIP - UNION COUNTY

Form of Government:

Township Committee

Number of Members on Governing Body - 5

PER CAPITA:

Gross Debt 240.12

Net Debt 225.56

Debt Service 27.76

Total Tax Levy 1,011.86

Municipal Expenditures 745.97

PER CENT:

Gross Debt .68

Net Debt .64

Tax Levy Collected 96.64

Tax Levy Cancelled, Abated

or Adjusted .03

General Tax Rate Per \$100.

6.82

State Equalized Tax Rate

2.36

EXPENDITURES		REVENUES-REALIZED		1988 PROPERTY TAX	
GENERAL GOVERNMENT		1988 Property Taxes Collected		STATE EQUALIZED TAX RATE	
Governing Body & Public Boards	700.00	20,809,153.49		Local District School Taxes	.92 8,400,008.00
Municipal Clerk		1988 Payments in Lieu of Taxes		Regional & Consolidated School Tax	
Financial Administration	122,502.00	593,786.14		School Taxes in Municipal Budget	
Assessment of Taxes	52,139.00	974,390.23		County Taxes	.37 3,330,724.56
Collection of Taxes	64,247.00	1,617,619.00		County Library Taxes	
Planning, Housing & Development	5,350.00	Other Miscellaneous Tax Revenues		Local Municipal Purpose Taxes	1.07 9,737,066.65
Human Resources	301,341.00	1,677,365.22		Veteran & Senior Citizen Taxes	191,600.00
Elections	5,900.00	Federal Aid Revenues		Total Taxes for Rate Computation	2.36 21,659,399.21
General Administration (other)	1,307,896.00	State and Local Fiscal Assistance Act Utilized		Special District Taxes	
JUDICIARY		6,531.00		Bank Corp. Taxes	19,776.04
Municipal Courts	98,839.00	Sale of Acquired Property		Added and Omitted Taxes	65,962.49
PUBLIC SAFETY		Other Miscellaneous Revenues		Total Taxes Levied - ABSTRACT	21,553,537.74
Fire Protection	2,132,390.50	Total		Total Taxes Billed	21,533,761.70
Police Protection	3,045,555.94	26,854,538.47		1988 TAXES COLLECTED	20,809,158.49
Civil Defense & Disaster Control	13,775.00	TOTAL		1988 Taxes Cancelled, Abated or Adjusted	6,172.80
Environmental Inspection & Control	35,476.00	REVENUES		Transfer to Tax Title Liens or Foreclosed	94,376.17
Other Public Safety		341,000.00		Balance Outstanding Dec. 31, 1988	624,054.24
PUBLIC WORKS		CAPITAL OUTLAY		PRIOR YEARS TAXES OUTSTANDING	
Streets and Drainage	784,432.30	TOTAL		Balance January 1, 1988	649,950.56
Sewers and Sewage Processing	593,540.00	Public Enterprises		Collected in 1988	584,443.08
Garbage and Trash Disposal	2,371,400.00	23,468.75		Cancelled, Abated or Adjusted 1988	14,580.97
Public Buildings and Grounds	359,432.00	Recreation—Culture		Transfers to Tax Title Liens or Foreclosed	50,926.51
Other Public Works	35,000.00	Public Works		Balance December 31, 1988	
HEALTH and WELFARE		Buildings and Grounds		TAX TITLE LIENS OUTSTANDING	
Health Services Except Environmental	84,832.00	495,526.03		Balance January 1, 1988	86,435.42
Welfare-Public Assistance	43,749.00	Library and Education		Transfer From Taxes	158,451.09
Hospitals, Clinics, First Aid		Conservation		Redeemed in 1988	9,343.06
Animal, Insect, & Rodent Control	12,450.00	All Other		Cancelled, Abated or Adjusted (1988)	
Other Welfare Services	31,452.00	CAPITAL DEBT AUTHORIZED, DECEMBER 31, 1988		Transfers to Foreclosed Property	
RECREATION and CONSERVATION		ISSUED AND UNISSUED		Balance December 31, 1988	235,543.45
Beaches and Boardwalks		GROSS DEBT		PROPERTY ACQUIRED BY DEED OR	
Parks, Playgrounds, Shade Trees		NET DEBT		FORECLOSURE	
Land Reclamation & Conservation		199,000		Balance January 1, 1988	36,500.00
Other Recreational Services	141,640.00	347,500		Transfers From Taxes or Liens	
EDUCATION (excluding schools)		4,568,225		Sale for Cash (1988)	
Libraries	330,552.00	5,114,725		Cancelled, Abated or Adjusted (1988)	
Other Educational Services		4,304,635		Balance December 31, 1988	36,500.00
STATUTORY EXPENDITURES		ISSUED AND OUTSTANDING		CURRENT FINANCES DECEMBER 31, 1988	
Pensions & F. I. C. A.	1,234,295.00	SCHOOL		ASSETS	
Employee Fringe Benefits	730,317.00	199,000.00		Cash Dec. 31, 1988	2,360,819.73
Other Statutory Expenditures		75,000.00		Taxes Receivable	624,054.24
CETA And Other Public Employment Programs		2,712,000.00		Tax Title Liens	235,543.45
MUNICIPAL FUNCTIONS		2,936,000.00		Foreclosed Property	36,500.00
CAPITAL IMPROVEMENTS	42,000.00	EQUALIZED VALUATION BASIS		Emergencies & Other Deferred Charges	273,200.00
DEBT SERVICE		FOR NET DEBT COMPUTATION		State and Federal Aid Receivable	126,185.14
Principal Payments	300,000.00	REAL PROPERTY VALUATIONS		Other Receivables	129,942.83
Interest Payments	291,235.51	Code Class # of Parcels % VAL'N		Total	3,786,245.39
DEFERRED CHARGES	407,426.00	ASSESSED VALUATION		LIABILITIES, RESERVES, AND SURPLUS	
SCHOOL, COUNTY, SPECIAL DISTRICT TAXES	11,730,732.56	1 Vacant Land 241 .89		Cash Liabilities	2,036,910.07
RESERVE FOR UNCOLLECTED TAXES	841,000.00	2 Residential 5497 65.14		Reserves for Receivables	1,026,040.52
EXPENDITURES		3 Farm		Surplus Dec. 31, 1988	723,294.80
TOTAL	27,620,707.31	4a Commercial 275 3.51		Total	3,786,245.39
		4b Industrial 173 24.26			
		4c Apartments 18 1.19			
		Total 6209			
		Land Area 2.70 Sq. Miles			
		Net Valuation Taxable-Municipal			
		Net Valuation Taxable-County			
		State Equalized Valuation			
		State Equalization Ratio			

0905
 Population 1980 42,460
 Population 1988 41,831
 S & P Rating
 Moody Rating 3AA

General Tax Rate Per \$100. 1.30
 State Equalized Tax Rate 2.03

HOBOKEN CITY – HUDSON COUNTY
Form of Government:
Mayor–Council Plan D (OMCL 50)
Number of Members on Governing Body – 9

PER CAPITA:
 Gross Debt 1,131.79
 Net Debt 206.19
 Debt Service 20.31
 Total Tax Levy 749.06
 Municipal Expenditures 760.76

PER CENT:
 Gross Debt 4.30
 Net Debt .75
 Tax Levy Collected 90.02
 Tax Levy Cancelled, Abated or Adjusted

EXPENDITURES		REVENUES-REALIZED		1988 PROPERTY TAX	
GENERAL GOVERNMENT				STATE EQUALIZED TAX RATE →	
Governing Body & Public Boards	277,140.00	1988 Property Taxes Collected	23,151,730.10	Local District School Taxes .39	13,123,113.00
Municipal Clerk	146,138.00	1988 Payments in Lieu of Taxes	2,313,800.87	Regional & Consolidated School Tax	
Financial Administration	213,424.00	Delinquent Tax & Lien Collections	2,430,776.48	School Taxes in Municipal Budget .02	357,579.00
Assessment of Taxes	215,542.00	Business Personalty Replacement Taxes	1,963,236.04	County Taxes .60 *	3,904,977.26
Collection of Taxes	156,831.00	Taxes from Public Utilities	1,400,867.00	County Library Taxes	
Planning, Housing & Development	216,500.00	Other Miscellaneous Tax Revenues		Local Municipal Purpose Taxes .57	3,405,631.00
Human Resources	3,137,859.00	State Aid Revenues	7,079,244.49	Veteran & Senior Citizen Taxes	85,050.00
Elections	35,500.00	Federal Aid Revenues		Total Taxes for Rate Computation 2.03	30,376,355.26
General Administration (other)	2,019,333.00	State and Local Fiscal Assistance Act Utilized	11,402.00	Special District Taxes	
JUDICIARY		Sale of Acquired Property		Bank Corp. Taxes	49,321.39
Municipal Courts	431,594.00	Other Miscellaneous Revenues	5,779,472.49	Added and Omitted Taxes	493,136.14
PUBLIC SAFETY		Total	49,190,529.53	Total Taxes Levied - ABSTRACT	31,333,312.79
Fire Protection	5,888,924.00	Prior Years Surplus Appropriated	2,690,000.00	Total Taxes Billed	31,284,491.40
Police Protection	4,502,765.00	REVENUES TOTAL	51,830,529.53	1988 TAXES COLLECTED	23,161,730.16
Civil Defense & Disaster Control		Reserve For Uncollected Taxes	3,135,737.00	1988 Taxes Cancelled, Abated or Adjusted	
Environmental Inspection & Control	427,639.00	CAPITAL OUTLAY TOTAL	2,578,637.33	Transfer to Tax Title Liens or Foreclosed	
Other Public Safety				Balance Outstanding Dec. 31, 1988	3,122,761.24
PUBLIC WORKS				PRIOR YEARS TAXES OUTSTANDING	
Streets and Drainage	829,250.10	Public Enterprises	2,026,616.35	Balance January 1, 1988	3,330,759.33
Sewers and Sewage Processing	2,536,258.00	Recreation—Culture		Collected in 1988	2,209,141.37
Garbage and Trash Disposal		Public Works	161,389.85	Cancelled, Abated or Adjusted 1988	1,127,617.51
Public Buildings and Grounds	888,125.00	Buildings and Grounds	390,631.63	Transfers to Tax Title Liens or Foreclosed	
Other Public Works	34,500.00	Library and Education		Balance December 31, 1988	
HEALTH and WELFARE		Conservation		TAX TITLE LIENS OUTSTANDING	
Health Services Except Environmental	615,575.00	All Other		Balance January 1, 1988	422,633.29
Welfare-Public Assistance	171,730.00	CAPITAL DEBT AUTHORIZED, DECEMBER 31, 1988		Transfer From Taxes	
Hospitals, Clinics, First Aid		ISSUED AND UNISSUED		Redeemed in 1988	271,634.01
Animal, Insect, & Rodent Control		School	6,927,000	Cancelled, Abated or Adjusted (1988)	
Other Welfare Services		Self-liquidating	39,613,158	Transfers to Foreclosed Property	
RECREATION and CONSERVATION		Other	2,895,100	Balance December 31, 1988	150,998.68
Beaches and Boardwalks		Total	49,435,258	PROPERTY ACQUIRED BY DEED OR FORECLOSURE	
Parks, Playgrounds, Shade Trees		ISSUED AND OUTSTANDING		Balance January 1, 1988	1,779,000.00
Land Reclamation & Conservation	120,000.00	School	6,927,000.00	Transfers From Taxes or Liens	
Other Recreational Services	183,000.00	Self-Liquidating	8,646,000.00	Sale for Cash (1988)	
EDUCATION (excluding schools)		Other	1,394,500.00	Cancelled, Abated or Adjusted (1988)	
Libraries	360,000.00	Total	17,467,500.00	Balance December 31, 1988	1,779,000.00
Other Educational Services	16,000.00	EQUALIZED VALUATION BASIS		CURRENT FINANCES DECEMBER 31, 1988	
STATUTORY EXPENDITURES		FOR NET DEBT COMPUTATION	1,150,323,274	ASSETS	
Pensions & F. I. C. A.	2,352,749.00	REAL PROPERTY VALUATIONS		Cash Dec. 31, 1988	
Employee Fringe Benefits	1,491,000.00	Code Class # of Parcels % VAL'N		Taxes Receivable	3,122,761.24
Other Statutory Expenditures	60,000.00	1 Vacant Land 225 1.71	29,152,300.00	Tax Title Liens	150,998.68
CETA And Other Public Employment Programs		2 Residential 4099 46.30	789,737,300.00	Foreclosed Property	1,779,000.00
MUNICIPAL FUNCTIONS TOTAL	27,427,486.10	3 Farm		Emergencies & Other Deferred Charges	352,432.02
CAPITAL IMPROVEMENTS *MEMO*		4a Commercial 1203 28.92	493,262,900.00	State and Federal Aid Receivable	3,489,241.37
DEBT SERVICE		4b Industrial 143 11.17	190,438,200.00	Other Receivables	596,502.20
Principal Payments	543,000.00	4c Apartments 428 11.90	203,069,400.00	Total	9,490,936.01
Interest Payments	557,462.93	Total 6103	1,705,760,100.00	LIABILITIES, RESERVES, AND SURPLUS	
TYPE I SCHL DEBT *MEMO	648,863.75	Land Area 1.30 Sq. Miles		Cash Liabilities	2,597,726.89
DEFERRED CHARGES	159,679.41	Net Valuation Taxable-Municipal	1,709,023,949	Reserves for Receivables	5,270,038.70
SCHOOL, COUNTY, SPECIAL DISTRICT TAXES	22,385,674.26	Net Valuation Taxable-County	1,274,214,694	Surplus Dec. 31, 1988	1,623,120.42
RESERVE FOR UNCOLLECTED TAXES	3,135,737.00	State Equalized Valuation	1,434,903,826	Total	9,490,936.01
EXPENDITURES TOTAL	54,209,039.70	State Equalization Ratio	115.65		

0228
 Population 1980 4,127
 Population 1988 3,970
 S & P Rating
 Maady Rating AA
 General Tax Rate Per \$100. 2.33
 State Equalized Tax Rate 1.17

HO-HO-KUS BOROUGH - BERGEN COUNTY
Form of Government:
Borough Council
Number of Members on Governing Body - 6

PER CAPITA:
 Gross Debt 1,309.16
 Net Debt 1,191.24
 Debt Service 112.53
 Total Tax Levy 1,553.01
 Municipal Expenditures 809.94
 PER CENT:
 Gross Debt 1.19
 Net Debt 1.08
 Tax Levy Collected 97.76
 Tax Levy Cancelled, Abated or Adjusted .02

EXPENDITURES		REVENUES-REALIZED		1988 PROPERTY TAX	
GENERAL GOVERNMENT				STATE EQUALIZED TAX RATE → .55	
Governing Body & Public Boards		1988 Property Taxes Collected	6,028,932.34	Local District School Taxes	2,876,284.00
Municipal Clerk	30,554.13	1988 Payments in Lieu of Taxes		Regional & Consolidated School Tax	
Financial Administration	16,645.00	Delinquent Tax & Lien Collections	101,563.67	School Taxes in Municipal Budget	
Assessment of Taxes	30,775.00	Business Personalty Replacement Taxes	33,544.96	County Taxes	1,149,233.31
Collection of Taxes	19,375.00	Taxes from Public Utilities	346,521.00	County Library Taxes	
Planning, Housing & Development	26,142.46	Other Miscellaneous Tax Revenues		Local Municipal Purpose Taxes	2,048,859.43
Human Resources		State Aid Revenues	44,850.40	Veteran & Senior Citizen Taxes	20,700.00
Elections		Federal Aid Revenues		Total Taxes for Rate Computation	6,095,076.74
General Administration (other)	232,100.00	State and Local Fiscal Assistance Act Utilized	358.60	Special District Taxes	
JUDICIARY	26,500.00	Sale of Acquired Property		Bank Corp. Taxes	16,280.17
Municipal Courts		Other Miscellaneous Revenues	559,136.87	Added and Omitted Taxes	74,787.40
PUBLIC SAFETY		Total	7,114,907.84	Total Taxes Levied - A8STRACT	6,165,444.31
Fire Protection	41,237.12	Prior Years Surplus Appropriated	426,274.37	Total Taxes Billed	6,166,824.76
Police Protection	663,043.63	REVENUES TOTAL	7,541,182.71	1988 TAXES COLLECTED	6,028,932.34
Civil Defense & Disaster Control	400.00	Reserve For Uncollected Taxes	132,365.78	1988 Taxes Cancelled, Abated or Adjusted	1,366.96
Environmental Inspection & Control	34,150.00	CAPITAL OUTLAY TOTAL	907,921.27	Transfer to Tax Title Liens or Foreclosed	
Other Public Safety		Public Enterprises	57,065.00	Balance Outstanding Dec. 31, 1988	136,525.46
PUBLIC WORKS	273,100.00	Recreation—Culture		PRIOR YEARS TAXES OUTSTANDING	
Streets and Drainage	507,438.00	Public Works	660,274.59	Balance January 1, 1988	114,187.50
Sewers and Sewage Processing	60,000.00	Buildings and Grounds	65,618.36	Collected in 1988	101,563.67
Garbage and Trash Disposal	91,300.00	Library and Education	124,962.82	Cancelled, Abated or Adjusted 1988	
Public Buildings and Grounds		Conservation		Transfers to Tax Title Liens or Foreclosed	
Other Public Works		All Other		Balance December 31, 1988	12,623.83
HEALTH and WELFARE	17,500.00	CAPITAL DEBT AUTHORIZED, DECEMBER 31, 1988		TAX TITLE LIENS OUTSTANDING	
Health Services Except Environmental	1,360.00	ISSUED AND UNISSUED		Balance January 1, 1988	
Welfare-Public Assistance		GROSS DEBT		Transfer From Taxes	
Hospitals, Clinics, First Aid		School	300,000	Redeemed in 1988	
Animal, Insect, & Rodent Control		Self-liquidating	163,150	Cancelled, Abated or Adjusted (1988)	
Other Welfare Services		Other	4,729,225	Transfers to Foreclosed Property	
RECREATION and CONSERVATION	4,000.00	Total	5,197,375	Balance December 31, 1988	
Beaches and Boardwalks		ISSUED AND OUTSTANDING		PROPERTY ACQUIRED BY DEED OR FORECLOSURE	
Parks, Playgrounds, Shade Trees	76,500.00	School	300,000.00	Balance January 1, 1988	7,000.00
Land Reclamation & Conservation		Self-Liquidating	163,150.00	Transfers From Taxes or Liens	
Other Recreational Services		Other	4,728,350.00	Sale for Cash (1988)	
EDUCATION (excluding schools)	149,078.00	Total	5,196,500.00	Cancelled, Abated or Adjusted (1988)	
Libraries		EQUALIZED VALUATION BASIS		Balance December 31, 1988	7,000.00
Other Educational Services		FOR NET DEBT COMPUTATION	437,373.819	CURRENT FINANCES DECEMBER 31, 1988	
STATUTORY EXPENDITURES	161,100.00	REAL PROPERTY VALUATIONS		ASSETS	
Pensions & F. I. C. A.	56,700.00	Code Class # of Parcels % VAL'N	ASSESSED VALUATION	Cash Dec. 31, 1988	1,795,946.15
Employee Fringe Benefits	100.00	1 Vacant Land 79 1.80	4,698,800.00	Taxes Receivable	149,149.29
Other Statutory Expenditures		2 Residential 1323 93.46	243,902,000.00	Tax Title Liens	
CETA And Other Public Employment Programs	2,579,123.39	3 Farm		Foreclosed Property	7,000.00
MUNICIPAL FUNCTIONS TOTAL	30,000.00	4a Commercial 36 4.73	12,356,100.00	Emergencies & Other Deferred Charges	7,000.00
CAPITAL IMPROVEMENTS *MEMO*		4b Industrial		State and Federal Aid Receivable	
DEBT SERVICE		4c Apartments		Other Receivables	42,344.04
Principal Payments	230,000.00	Total 1498	260,956,900.00	Total	2,001,439.48
Interest Payments	216,960.00	Land Area 1.80 Sq. Miles		LIABILITIES, RESERVES, AND SURPLUS	
DEFERRED CHARGES	7,000.00	Net Valuation Taxable-Municipal	261,460,831	Cash Liabilities	661,401.38
SCHOOL, COUNTY, SPECIAL DISTRICT TAXES	4,025,517.31	Net Valuation Taxable-County	455,577,268	Reserves for Receivables	191,493.33
RESERVE FOR UNCOLLECTED TAXES	182,365.78	State Equalized Valuation	518,995,685	Surplus Dec. 31, 1988	1,148,544.77
EXPENDITURES TOTAL	7,240,971.48	State Equalization Ratio	50.33	Total	2,001,439.48

1015

Population 1980 4,593
 Population 1988 4,563
 S & P Rating
 Moody Rating

General Tax Rate Per \$100.

.77

State Equalized Tax Rate

.73

HOLLAND TOWNSHIP — HUNTERDON CO.

Form of Government:

Township Committee

Number of Members on Governing Body — 3

PER CAPITA:

Gross Debt 271.49

Net Debt

Debt Service

Total Tax Levy 590.96

Municipal Expenditures 1,017.05

PER CENT:

Gross Debt

.45

Net Debt

Tax Levy Collected 93.18

Tax Levy Cancelled, Abated

or Adjusted .30

EXPENDITURES		REVENUES-REALIZED		1988 PROPERTY TAX	
GENERAL GOVERNMENT				STATE EQUALIZED TAX RATE →	
Governing Body & Public Boards		1988 Property Taxes Collected	2,520,027.64	Local District School Taxes	
Municipal Clerk		1988 Payments in Lieu of Taxes		Regional & Consolidated School Tax	.37 1,252,000.00
Financial Administration	33,650.00	Delinquent Tax & Lien Collections	83,241.34	School Taxes in Municipal Budget	
Assessment of Taxes	20,950.00	Business Personalty Replacement Taxes	51,415.48	County Taxes	.39 1,304,061.30
Collection of Taxes	18,150.00	Taxes from Public Utilities	2,927,003.00	County Library Taxes	.02 65,141.36
Planning, Housing & Development	52,105.00	Other Miscellaneous Tax Revenues		Local Municipal Purpose Taxes	
Human Resources	10,571.39	State Aid Revenues	8,571.39	Veteran & Senior Citizen Taxes	55,150.00
Elections	1,500.00	Federal Aid Revenues		Total Taxes for Rate Computation	.73 2,676,352.66
General Administration (other)	268,100.00	State and Local Fiscal Assistance Act Utilized		Special District Taxes	
JUDICIARY		Sale of Acquired Property		Bank Corp. Taxes	4,573.93
Municipal Courts	10,600.00	Other Miscellaneous Revenues	1,032,587.33	Added and Omitted Taxes	70,756.33
PUBLIC SAFETY		Total	6,622,846.63	Total Taxes Levied - ABSTRACT	2,690,537.97
Fire Protection	56,500.00	Prior Years Surplus Appropriated	2,440,000.00	Total Taxes Billed	2,704,611.65
Police Protection	240,733.00	REVENUES TOTAL	9,062,846.63	1988 TAXES COLLECTED	2,520,027.64
Civil Defense & Disaster Control	7,000.00	Reserve For Uncollected Taxes	160,000.00	1988 Taxes Cancelled, Abated or Adjusted	3,156.25
Environmental Inspection & Control				Transfer to Tax Title Liens or Foreclosed	5,334.79
Other Public Safety				Balance Outstanding Dec. 31, 1988	170,092.97
PUBLIC WORKS		CAPITAL OUTLAY TOTAL		PRIOR YEARS TAXES OUTSTANDING	
Streets and Drainage	592,100.00	Public Enterprises		Balance January 1, 1988	86,109.94
Sewers and Sewage Processing		Recreation—Culture		Collected in 1988	33,241.34
Garbage and Trash Disposal		Public Works		Cancelled, Abated or Adjusted 1988	1,492.68
Public Buildings and Grounds	62,840.00	Buildings and Grounds		Transfers to Tax Title Liens or Foreclosed	1,375.92
Other Public Works	1,000.00	Library and Education		Balance December 31, 1988	
HEALTH and WELFARE		Conservation		TAX TITLE LIENS OUTSTANDING	
Health Services Except Environmental	2,100.00	All Other		Balance January 1, 1988	16,702.75
Welfare-Public Assistance	8,030.00	CAPITAL DEBT AUTHORIZED, DECEMBER 31, 1988		Transfer From Taxes	7,333.35
Hospitals, Clinics, First Aid	1,000.00	ISSUED AND UNISSUED GROSS DEBT NET DEBT		Redeemed in 1988	
Animal, Insect, & Rodent Control		School 796,802		Cancelled, Abated or Adjusted (1988)	4,744.63
Other Welfare Services		Self-liquidating 442,000		Transfers to Foreclosed Property	
RECREATION and CONSERVATION		Other		Balance December 31, 1988	19,346.97
Beaches and Boardwalks		Total 1,238,802		PROPERTY ACQUIRED BY DEED OR	
Parks, Playgrounds, Shade Trees	25,100.00	ISSUED AND OUTSTANDING		FORECLOSURE	
Land Reclamation & Conservation	95,525.00	School 796,802.97		Balance January 1, 1988	
Other Recreational Services	7,000.00	Self-liquidating 442,000.00		Transfers From Taxes or Liens	
EDUCATION (excluding schools)		Other		Sale for Cash (1988)	
Libraries	22,750.00	Total 1,238,802.97		Cancelled, Abated or Adjusted (1988)	
Other Educational Services	2,823,573.59	EQUALIZED VALUATION BASIS		Balance December 31, 1988	
STATUTORY EXPENDITURES		FOR NET DEBT COMPUTATION	273,343,095	CURRENT FINANCES DECEMBER 31, 1988	
Pensions & F. I. C. A.	69,750.00	REAL PROPERTY VALUATIONS		ASSETS	
Employee Fringe Benefits	37,000.00	Code Class # of Parcels % VAL'N		Cash Dec. 31, 1988	12,291,093.10
Other Statutory Expenditures	3,000.00	1 Vacant Land 297 7.81	26,413,700.00	Taxes Receivable	170,092.97
CETA And Other Public Employment Programs		2 Residential 1491 76.81	259,834,050.00	Tax Title Liens	19,346.97
MUNICIPAL FUNCTIONS TOTAL	4,480,732.93	3 Farm 319 7.22	24,441,277.00	Foreclosed Property	
CAPITAL IMPROVEMENTS *MEMO*		4a Commercial 24 2.40	3,113,300.00	Emergencies & Other Deferred Charges	377.76
DEBT SERVICE		4b Industrial 11 5.69	19,245,950.00	State and Federal Aid Receivable	
Principal Payments		4c Apartments 1 .03	254,800.00	Other Receivables	13,331.03
Interest Payments		Total 2143	333,353,077.00	Total	12,494,741.38
DEFERRED CHARGES	54.51	Land Area 22.70 Sq. Miles		LIABILITIES, RESERVES, AND SURPLUS	
SCHOOL, COUNTY, SPECIAL DISTRICT TAXES	2,621,202.66	Net Valuation Taxable-Municipal	341,056,502	Cash Liabilities	2,317,259.73
RESERVE FOR UNCOLLECTED TAXES	160,000.00	Net Valuation Taxable-County	292,598,391	Reserves for Receivables	194,699.63
EXPENDITURES TOTAL	7,261,990.15	State Equalized Valuation	333,304,532	Surplus Dec. 31, 1988	9,982,732.52
		State Equalization Ratio	100.82	Total	12,494,741.38

1318

Population 1980 8,447
 Population 1988 11,555
 S & P Rating
 Moody Rating AA

General Tax Rate Per \$100. 2.28
 State Equalized Tax Rate 1.31

HOLMDEL TOWNSHIP - MONMOUTH CO.

Form of Government:

Township Committee

Number of Members on Governing Body - 5

PER CAPITA:

Gross Debt 1,654.96
 Net Debt 1,026.14
 Debt Service 96.99
 Total Tax Levy 1,805.05
 Municipal Expenditures 668.42

PER CENT:

Gross Debt 1.58
 Net Debt .98
 Tax Levy Collected 97.44
 Tax Levy Cancelled, Abated or Adjusted

EXPENDITURES		REVENUES-REALIZED		1988 PROPERTY TAX	
GENERAL GOVERNMENT				STATE EQUALIZED TAX RATE → .34	
Governing Body & Public Boards	13,300.00	1988 Property Taxes Collected		Local District School Taxes	13,197,477.00
Municipal Clerk	98,220.00	1988 Payments in Lieu of Taxes		Regional & Consolidated School Tax	
Financial Administration	186,755.84	Delinquent Tax & Lien Collections		School Taxes in Municipal Budget	
Assessment of Taxes	55,045.00	Business Personalty Replacement Taxes		County Taxes	5,421,944.76
Collection of Taxes	59,630.00	Taxes from Public Utilities		County Library Taxes	206,021.26
Planning, Housing & Development	305,139.88	Other Miscellaneous Tax Revenues		Local Municipal Purpose Taxes	1,654,537.00
Human Resources	79,378.36	State Aid Revenues		Veteran & Senior Citizen Taxes	41,300.00
Elections	6,625.00	Federal Aid Revenues		Total Taxes for Rate Computation	20,521,280.02
General Administration (other)	944,325.00	State and Local Fiscal Assistance Act Utilized		Special District Taxes	
JUDICIARY		Sale of Acquired Property		Bank Corp. Taxes	37,217.78
Municipal Courts	107,573.13	Other Miscellaneous Revenues		Added and Omitted Taxes	340,117.33
PUBLIC SAFETY		TOTAL		Total Taxes Levied - ABSTRACT	20,857,315.13
Fire Protection	451,507.00	Prior Years Surplus Appropriated		Total Taxes Billed	20,820,097.35
Police Protection	1,397,447.79	REVENUES		1988 TAXES COLLECTED	20,286,531.61
Civil Defense & Disaster Control	250.00	Reserve For Uncollected Taxes		1988 Taxes Cancelled, Abated or Adjusted	
Environmental Inspection & Control	122,790.00	CAPITAL OUTLAY		Transfer to Tax Title Liens or Foreclosed	
Other Public Safety		TOTAL		Balance Outstanding Dec. 31, 1988	533,565.74
PUBLIC WORKS				PRIOR YEARS TAXES OUTSTANDING	
Streets and Drainage	1,047,725.00	Public Enterprises		Balance January 1, 1988	458,811.70
Sewers and Sewage Processing		Recreation—Culture		Collected in 1988	447,697.59
Garbage and Trash Disposal	46,000.00	Public Works		Cancelled, Abated or Adjusted 1988	
Public Buildings and Grounds	135,150.00	Buildings and Grounds		Transfers to Tax Title Liens or Foreclosed	11,114.11
Other Public Works	40,575.00	Library and Education		Balance December 31, 1988	
HEALTH and WELFARE		Conservation		TAX TITLE LIENS OUTSTANDING	
Health Services Except Environmental	117,237.00	All Other		Balance January 1, 1988	18,656.31
Welfare-Public Assistance	14,600.00	CAPITAL DEBT AUTHORIZED, DECEMBER 31, 1988		Transfer From Taxes	11,114.11
Hospitals, Clinics, First Aid		ISSUED AND UNISSUED		Redeemed in 1988	3,983.26
Animal, Insect, & Radent Control		GROSS DEBT		Cancelled, Abated or Adjusted (1988)	
Other Welfare Services		NET DEBT		Transfers to Foreclosed Property	
RECREATION and CONSERVATION				Balance December 31, 1988	25,787.16
Beaches and Boardwalks		Schaal		PROPERTY ACQUIRED BY DEED OR FORECLOSURE	
Parks, Playgrounds, Shade Trees	57,225.00	Self-liquidating		Balance January 1, 1988	73,600.00
Land Reclamation & Conservation	179,012.61	Other		Transfers From Taxes or Liens	
Other Recreational Services	19,500.00	Total		Sale for Cash (1988)	
EDUCATION (excluding schools)		ISSUED AND OUTSTANDING		Cancelled, Abated or Adjusted (1988)	
Libraries	26,310.00	Schaal		Balance December 31, 1988	73,600.00
Other Educational Services	2,600.00	Self-Liquidating		CURRENT FINANCES DECEMBER 31, 1988	
STATUTORY EXPENDITURES		Other		ASSETS	
Pensions & F. I. C. A.	263,055.30	Total		Cash Dec. 31, 1988	6,434,675.96
Employee Fringe Benefits	195,500.00	EQUALIZED VALUATION BASIS		Taxes Receivable	533,565.74
Other Statutory Expenditures		FOR NET DEBT COMPUTATION		Tax Title Liens	25,787.16
CETA And Other Public Employment Programs		REAL PROPERTY VALUATIONS		Foreclosed Property	73,600.00
MUNICIPAL FUNCTIONS		Code Class # of Parcels % VAL'N		Emergencies & Other Deferred Charges	108,869.00
CAPITAL IMPROVEMENTS		ASSESSED VALUATION		State and Federal Aid Receivable	
DEBT SERVICE				Other Receivables	302,895.64
Principal Payments	463,137.10			Total	7,479,393.50
Interest Payments	657,475.76			LIABILITIES, RESERVES, AND SURPLUS	
DEFERRED CHARGES				Cash Liabilities	2,486,226.55
SCHOOL, COUNTY, SPECIAL DISTRICT TAXES	18,325,443.02			Reserves for Receivables	935,848.54
RESERVE FOR UNCOLLECTED TAXES	564,033.00			Surplus Dec. 31, 1988	4,057,318.41
EXPENDITURES				Total	7,479,393.50
TOTAL	26,549,050.49				

1912

Population 1980 15,531
 Population 1988 14,657
 S & P Rating
 Moody Rating BAA1

General Tax Rate Per \$100.

1.77

State Equalized Tax Rate

1.91

HOPATCONG BOROUGH - SUSSEX COUNTY

Form of Government:

Borough Council

Number of Members on Governing Body - 6

PER CAPITA

Grass Debt 623.05
 Net Debt 380.39
 Debt Service 35.07
 Total Tax Levy 1,020.42
 Municipal Expenditures 399.35

PER CENT:

Gross Debt 1.43
 Net Debt .37
 Tax Levy Collected 95.49
 Tax Levy Cancelled, Abated
 or Adjusted .52

EXPENDITURES		REVENUES-REALIZED		1988 PROPERTY TAX	
GENERAL GOVERNMENT				STATE EQUALIZED TAX RATE →	
Governing Body & Public Boords		1988 Property Taxes Collected	14,430,667.57	Local District School Taxes 1.00	7,608,936.20
Municipal Clerk	69,037.02	1988 Payments in Lieu of Taxes		Regional & Consolidated School Tax	
Financial Administration	33,173.00	Delinquent Tax & Lien Collections	371,174.11	School Taxes in Municipal Budget	
Assessment of Taxes	81,010.00	Business Personalty Replocement Taxes	21,242.00	County Taxes .41	3,234,173.10
Collection of Taxes	32,240.00	Taxes from Public Utilities	455,832.00	County Library Taxes .03	235,490.32
Planning, Housing & Development	59,452.85	Other Miscellaneous Tax Revenues		Local Municipal Purpose Taxes .46	3,626,404.84
Human Resources	4,913.30	State Aid Revenues	133,699.34	Veteron & Senior Citizen Taxes	127,400.00
Elections	615,364.52	Federal Aid Revenues		Total Taxes for Rate Computation 1.90	15,032,454.46
General Administration (other)		State and Local Fiscal Assistance Act Utilized		Special District Taxes	
JUDICIARY		Sole of Acquired Property		Bank Corp. Taxes	14,173.99
Municipal Courts	79,750.96	Other Miscellaneous Revenues	1,119,430.43	Added and Omitted Taxes	37,130.16
PUBLIC SAFETY		Total	16,632,051.45	Total Taxes Levied - ABSTRACT	14,950,353.61
Fire Protection	49,334.87	Prior Years Surplus Appropriated	250,000.00	Total Taxes Billed	15,007,965.00
Police Protection	1,083,674.33	REVENUES TOTAL	16,832,051.45	1988 TAXES COLLECTED	14,480,667.57
Civil Defense & Disaster Control	1,863.19	Reserve For Uncollected Taxes	620,115.27	1988 Taxes Cancelled, Aboted or Adjusted	77,771.65
Environmental Inspection & Control	158,506.03	CAPITAL OUTLAY TOTAL	725,306.05	Transfer to Tax Title Liens or Foreclosed	54,195.96
Other Public Safety				Balance Outstanding Dec. 31, 1988	395,329.62
PUBLIC WORKS				PRIOR YEARS TAXES OUTSTANDING	
Streets and Drainage	100,100.00	Public Enterprises		Balance January 1, 1988	352,336.29
Sewers and Sewage Processing	80,500.00	Recreation—Culture	244,336.35	Collected in 1988	343,462.63
Garbage and Trash Disposal	126,552.75	Public Works	196,250.14	Cancelled, Aboted or Adjusted 1988	
Public Buildings and Grounds	1,042,751.81	Buildings and Grounds	234,669.56	Transfers to Tax Title Liens or Foreclosed	6,373.61
Other Public Works		Library and Education		Balance December 31, 1988	
HEALTH and WELFARE		Conservation		TAX TITLE LIENS OUTSTANDING	
Health Services Except Environmental	172,743.65	All Other		Balance January 1, 1988	277,676.33
Welfare-Public Assistance	12,100.00	CAPITAL DEBT AUTHORIZED, DECEMBER 31, 1988		Transfer From Taxes	62,276.93
Hospitals, Clinics, First Aid		ISSUED AND UNISSUED		Redeemed in 1988	25,711.43
Animal, Insect, & Rodent Control	19,600.00	School	3,630,000	Cancelled, Aboted or Adjusted (1988)	10,524.83
Other Welfare Services		Self-liquidating		Transfers to Foreclosed Property	
RECREATION and CONSERVATION		Other	5,575,409	Balance December 31, 1988	303,713.95
Beaches and Boardwalks	17,000.00	Total	9,205,409	PROPERTY ACQUIRED BY DEED OR	
Parks, Playgrounds, Shade Trees	95,700.00	ISSUED AND OUTSTANDING		FORECLOSURE	
Land Reclamation & Conservation	105,135.22	School	3,630,000.00	Balance January 1, 1988	1,275,340.10
Other Recreational Services		Self-Liquidating		Transfers From Taxes or Liens	
EDUCATION (excluding schools)		Other	5,098,439.26	Sale for Cash (1988)	
Libraries		Total	3,728,439.26	Cancelled, Aboted or Adjusted (1988)	
Other Educational Services		EQUALIZED VALUATION BASIS		Balance December 31, 1988	1,275,340.10
STATUTORY EXPENDITURES		FOR NET DEBT COMPUTATION	642,714,700	CURRENT FINANCES DECEMBER 31, 1988	
Pensions & F. I. C. A.	380,750.76	REAL PROPERTY VALUATIONS		ASSETS	
Employee Fringe Benefits	190,000.00	Code Class # of Porcels % VAL'N		Cash Dec. 31, 1988	972,654.73
Other Statutory Expenditures		1 Vacant Land 2634 4.13	35,250,700.00	Taxes Receivable	395,329.82
CETA And Other Public Employment Programs		2 Residential 5840 92.26	778,284,300.00	Tax Title Liens	303,713.95
MUNICIPAL IMPROVEMENTS TOTAL	4,666,479.37	3 Form 13 .06	495,500.00	Foreclosed Property	1,275,340.10
CAPITAL IMPROVEMENTS *MEMO*	25,000.00	4a Commercial 77 3.27	27,622,200.00	Emergencies & Other Deferred Charges	157,680.00
DEBT SERVICE		4b Industrial		State and Federal Aid Receivable	37,625.55
Principal Payments	223,300.87	4c Apartments 2 .23	1,942,100.00	Other Receivables	161,162.72
Interest Payments	290,762.29	Total 3566	843,594,800.00	Total	3,304,011.92
DEFERRED CHARGES	52,560.00	Land Area 10.80 Sq. Miles		LIABILITIES, RESERVES, AND SURPLUS	
SCHOOL, COUNTY, SPECIAL DISTRICT TAXES	11,278,649.62	Net Valuation Taxable-Municipal	845,809,378	Cash Liabilities	581,447.53
RESERVE FOR UNCOLLECTED TAXES	620,115.27	Net Valuation Taxable-County	643,917,633	Reserves for Receivables	2,061,051.59
EXPENDITURES TOTAL	17,131,867.42	State Equalized Valuation	782,815,430	Surplus Dec. 31, 1988	661,512.80
		State Equalization Ratio	103.07	Total	3,304,011.92

2111

HOPE TOWNSHIP - WARREN COUNTY

Form of Government:

Township Committee

Number of Members on Governing Body - 3

PER CAPITA:

Gross Debt	15.13
Net Debt	9.11
Debt Service	3.86
Total Tax Levy	1,310.77
Municipal Expenditures	447.40

PER CENT:

Gross Debt	.03
Net Debt	.02
Tax Levy Collected	92.06
Tax Levy Cancelled, Abated or Adjusted	.13

Population 1980	1,463	General Tax Rate Per \$100.	2.23
Population 1988	1,647	State Equalized Tax Rate	1.90
S & P Rating			
Maady Rating			

EXPENDITURES		REVENUES-REALIZED		1988 PROPERTY TAX	
GENERAL GOVERNMENT				STATE EQUALIZED TAX RATE	
Governing Body & Public Boards				Local District School Taxes	.99
Municipal Clerk				Regional & Consolidated School Tax	
Financial Administration	14,358.16	1988 Property Taxes Collected	1,976,904.65	School Taxes in Municipal Budget	
Assessment of Taxes	12,300.00	1988 Payments in Lieu of Taxes		County Taxes	.65
Collection of Taxes	12,943.00	Delinquent Tax & Lien Collections	129,312.79	County Library Taxes	.02
Planning, Housing & Development	23,205.34	Business Personalty Replacement Taxes	20,175.34	Local Municipal Purpose Taxes	.23
Human Resources		Taxes from Public Utilities	120,090.00	Veteran & Senior Citizen Taxes	
Elections	505.00	Other Miscellaneous Tax Revenues		Total Taxes for Rate Computation	1.89
General Administration (other)	103,505.99	State Aid Revenues	75,058.27	Special District Taxes	
JUDICIARY		Federal Aid Revenues		Bank Corp. Taxes	19,740.77
Municipal Courts	43,331.00	State and Local Fiscal Assistance Act Utilized		Added and Omitted Taxes	61,695.63
PUBLIC SAFETY		Sale of Acquired Property		Total Taxes Levied - ABSTRACT	2,158,831.42
Fire Protection	22,730.24	Other Miscellaneous Revenues	159,236.83	Total Taxes Billed	2,147,331.38
Police Protection	6,730.00	Total	2,430,778.38	1988 TAXES COLLECTED	1,976,904.65
Civil Defense & Disaster Control	100.00	Prior Years Surplus Appropriated	62,000.00	1988 Taxes Cancelled, Abated or Adjusted	2,804.21
Environmental Inspection & Control	15,050.00	REVENUES TOTAL	2,542,778.38	Transfer to Tax Title Liens or Foreclosed	1,641.60
Other Public Safety		Reserve For Uncollected Taxes	168,926.45	Balance Outstanding Dec. 31, 1988	165,980.92
PUBLIC WORKS		CAPITAL OUTLAY TOTAL	70,039.62	PRIOR YEARS TAXES OUTSTANDING	
Streets and Drainage	164,524.00	Public Enterprises		Balance January 1, 1988	125,759.52
Sewers and Sewage Processing	1,333.88	Recreation—Culture		Collected in 1988	124,557.65
Garbage and Trash Disposal	51,774.03	Public Works	60,039.62	Cancelled, Abated or Adjusted 1988	779.47
Public Buildings and Grounds	10,120.00	Buildings and Grounds	10,000.00	Transfers to Tax Title Liens or Foreclosed	
Other Public Works		Library and Education		Balance December 31, 1988	422.40
HEALTH and WELFARE		Conservation		TAX TITLE LIENS OUTSTANDING	
Health Services Except Environmental		All Other		Balance January 1, 1988	13,950.18
Welfare-Public Assistance	1,300.00	CAPITAL DEBT AUTHORIZED, DECEMBER 31, 1988		Transfer From Taxes	1,655.48
Hospitals, Clinics, First Aid		ISSUED AND UNISSUED		Redeemed in 1988	4,755.14
Animal, Insect, & Radent Control	2,173.00	School	10,000	Cancelled, Abated or Adjusted (1988)	
Other Welfare Services		Self-liquidating		Transfers to Foreclosed Property	
RECREATION and CONSERVATION		Other	15,000	Balance December 31, 1988	10,850.52
Beaches and Boardwalks		Total	25,000	PROPERTY ACQUIRED BY DEED OR	
Parks, Playgrounds, Shade Trees		ISSUED AND OUTSTANDING		FORECLOSURE	
Land Reclamation & Conservation	500.00	School	10,000.00	Balance January 1, 1988	1,900.00
Other Recreational Services	21,372.04	Self-Liquidating		Transfers From Taxes or Liens	
EDUCATION (excluding schools)		Other	15,000.00	Sale for Cash (1988)	
Libraries		Total	25,000.00	Cancelled, Abated or Adjusted (1988)	
Other Educational Services	200.00	EQUALIZED VALUATION BASIS		Balance December 31, 1988	1,900.00
STATUTORY EXPENDITURES		FOR NET DEBT COMPUTATION	88,568.153	CURRENT FINANCES DECEMBER 31, 1988	
Pensions & F. I. C. A.	13,205.68	REAL PROPERTY VALUATIONS		ASSETS	
Employee Fringe Benefits	12,800.00	Code Class # of Parcels % VAL'N		Cash Dec. 31, 1988	803,418.06
Other Statutory Expenditures	1,731.00	1 Vacant Land 227 7.93	7,209,100.00	Taxes Receivable	166,403.32
CETA And Other Public Employment Programs		2 Residential 514 69.91	63,427,200.00	Tax Title Liens	10,850.52
MUNICIPAL FUNCTIONS TOTAL	551,557.86	3 Farm 316 17.39	15,803,845.00	Foreclosed Property	1,900.00
CAPITAL IMPROVEMENTS *MEMO*	67,500.00	4a Commercial 30 4.38	3,983,100.00	Emergencies & Other Deferred Charges	21,300.00
DEBT SERVICE		4b Industrial 1 .20	135,600.00	State and Federal Aid Receivable	64,000.00
Principal Payments	5,000.00	4c Apartments 1 .23	251,200.00	Other Receivables	274,122.23
Interest Payments	1,361.10	Total 1039	90,860,045.00	Total	1,341,994.13
DEFERRED CHARGES	10,023.78	Land Area 18.90 Sq. Miles		LIABILITIES, RESERVES, AND SURPLUS	
SCHOOL, COUNTY, SPECIAL DISTRICT TAXES	1,820,435.02	Net Valuation Taxable-Municipal	91,477,446	Cash Liabilities	976,666.59
RESERVE FOR UNCOLLECTED TAXES	168,926.45	Net Valuation Taxable-County	93,579,373	Reserves for Receivables	196,890.47
EXPENDITURES TOTAL	2,557,304.21	State Equalized Valuation	109,431,826	Surplus Dec. 31, 1988	168,437.07
		State Equalization Ratio	83.50	Total	1,341,994.13

Population 1980 2,001
Population 1988 2,055
S & P Rating
Moody Rating

General Tax Rate Per \$100.

3.15

State Equalized Tax Rate

1.57

HOPEWELL BOROUGH— MERCER COUNTY

Form of Government:

Borough Council

Number of Members on Governing Body — 6

PER CAPITA:

Gross Debt 911.37
Net Debt 731.80
Debt Service 63.71
Total Tax Levy 983.59
Municipal Expenditures 467.55

PER CENT:

Gross Debt 1.79
Net Debt 1.44
Tax Levy Collected 97.23
Tax Levy Cancelled, Abated or Adjusted

EXPENDITURES		REVENUES-REALIZED		1988 PROPERTY TAX	
GENERAL GOVERNMENT				STATE EQUALIZED TAX RATE →	
Governing Body & Public Boards	18,390.00	1988 Property Taxes Collected	1,952,732.67	Local District School Taxes	
Municipal Clerk		1988 Payments in Lieu of Taxes		Regional & Consolidated School Tax .34	1,070,302.84
Financial Administration	10,700.00	Delinquent Tax & Lien Collections	54,662.23	School Taxes in Municipal Budget	
Assessment of Taxes	5,900.00	Business Penalty Replacement Taxes	32,915.63	County Taxes .49	620,544.90
Collection of Taxes	6,700.00	Taxes from Public Utilities	108,496.00	County Library Taxes	
Planning, Housing & Development	19,250.00	Other Miscellaneous Tax Revenues		Local Municipal Purpose Taxes .24	307,903.42
Human Resources		State Aid Revenues	131,439.52	Veteran & Senior Citizen Taxes	14,900.00
Elections	1,199.97	Federal Aid Revenues		Total Taxes for Rate Computation 1.57	2,013,656.16
General Administration (other)	60,747.69	State and Local Fiscal Assistance Act Utilized		Special District Taxes	
JUDICIARY		Sale of Acquired Property		Bank Corp. Taxes	13,360.22
Municipal Courts	11,150.00	Other Miscellaneous Revenues		Added and Omitted Taxes	9,152.63
PUBLIC SAFETY		Total	2,512,964.93	Total Taxes Levied - ABSTRACT	2,021,269.06
Fire Protection	7,213.52	Prior Years Surplus Appropriated	152,000.00	Total Taxes Billed	2,008,316.42
Police Protection	155,369.00	REVENUES TOTAL	2,664,964.93	1988 TAXES COLLECTED	1,952,732.67
Civil Defense & Disaster Control	2,500.00	Reserve For Uncollected Taxes	78,976.35	1988 Taxes Cancelled, Abated or Adjusted	13.22
Environmental Inspection & Control		CAPITAL OUTLAY TOTAL	226,522.72	Transfer to Tax Title Liens or Foreclosed	
Other Public Safety				Balance Outstanding Dec. 31, 1988	55,570.53
PUBLIC WORKS				PRIOR YEARS TAXES OUTSTANDING	
Streets and Drainage	166,450.99	Public Enterprises	92,505.30	Balance January 1, 1988	43,582.06
Sewers and Sewage Processing	85,692.34	Recreation—Culture		Collected in 1988	43,582.06
Garbage and Trash Disposal	117,000.00	Public Works	90,253.56	Cancelled, Abated or Adjusted 1988	
Public Buildings and Grounds	12,900.00	Buildings and Grounds	43,753.86	Transfers to Tax Title Liens or Foreclosed	
Other Public Works		Library and Education		Balance December 31, 1988	
HEALTH and WELFARE		Conservation		TAX TITLE LIENS OUTSTANDING	
Health Services Except Environmental	7,500.00	All Other		Balance January 1, 1988	11,040.22
Welfare-Public Assistance	1,300.00	CAPITAL DEBT AUTHORIZED, DECEMBER 31, 1988		Transfer From Taxes	
Hospitals, Clinics, First Aid		ISSUED AND UNISSUED		Redeemed in 1988	11,040.22
Animal, Insect, & Rodent Control	1,000.00	School	369,011	Cancelled, Abated or Adjusted (1988)	
Other Welfare Services		Self-liquidating	215,550	Transfers to Foreclosed Property	
RECREATION and CONSERVATION		Other	1,283,300	Balance December 31, 1988	
Beaches and Boardwalks		Total	1,872,361	PROPERTY ACQUIRED BY DEED OR FORECLOSURE	
Parks, Playgrounds, Shade Trees	4,220.19			Balance January 1, 1988	
Land Reclamation & Conservation		ISSUED AND OUTSTANDING		Transfers From Taxes or Liens	
Other Recreational Services	1,500.00	School	369,011.36	Sale for Cash (1988)	
EDUCATION (excluding schools)		Self-Liquidating	101,250.00	Cancelled, Abated or Adjusted (1988)	
Libraries	26,000.00	Other	333,250.00	Balance December 31, 1988	
Other Educational Services		Total	1,353,511.36	CURRENT FINANCES DECEMBER 31, 1988	
STATUTORY EXPENDITURES		EQUALIZED VALUATION BASIS		ASSETS	
Pensions & F. I. C. A.	20,100.00	FOR NET DEBT COMPUTATION	104,355.089	Cash Dec. 31, 1988	357,259.38
Employee Fringe Benefits	6,000.00	REAL PROPERTY VALUATIONS		Taxes Receivable	55,570.53
Other Statutory Expenditures		Code Class # of Parcels % VAL'N	ASSESSED VALUATION	Tax Title Liens	
CETA And Other Public Employment Programs		1 Vacant Land 47 1.74	1,035,850.00	Foreclosed Property	
MUNICIPAL FUNCTIONS TOTAL	743,733.70	2 Residential 600 79.99	50,016,150.00	Emergencies & Other Deferred Charges	6,941.12
CAPITAL IMPROVEMENTS *MEMO*	10,000.00	3 Farm 6 .79	490,600.00	State and Federal Aid Receivable	
DEBT SERVICE		4a Commercial 64 13.29	3,308,450.00	Other Receivables	4,593.20
Principal Payments	66,700.00	4b Industrial 5 2.90	1,812,900.00	Total	424,364.73
Interest Payments	64,229.25	4c Apartments 5 1.30	314,350.00	LIABILITIES, RESERVES, AND SURPLUS	
		Total 727	62,528,300.00	Cash Liabilities	64,453.37
DEFERRED CHARGES	2,122.45	Land Area .75 Sq. Miles		Reserves for Receivables	60,163.73
SCHOOL, COUNTY, SPECIAL DISTRICT TAXES	1,690,847.74	Net Valuation Taxable-Municipal	63,465,491	Surplus Dec. 31, 1988	299,747.63
RESERVE FOR UNCOLLECTED TAXES	78,976.35	Net Valuation Taxable-County	103,377,673	Total	424,364.73
EXPENDITURES TOTAL	2,651,659.49	State Equalized Valuation	126,496,026		
		State Equalization Ratio	49.80		

0607

Population 1980 4,365
 Population 1988 4,413
 S & P Rating
 Moody Rating

General Tax Rate Per \$100.

3.25

State Equalized Tax Rate

2.37

HOPEWELL TWP. - CUMBERLAND CO.**Form of Government:****Township Committee****Number of Members on Governing Body - 3**

PER CAPITA:

Gross Debt 401.68
 Net Debt 47.64
 Debt Service 4.54
 Total Tax Levy 532.29
 Municipal Expenditures 221.74

PER CENT:

Gross Debt 2.06
 Net Debt .24
 Tax Levy Collected 90.67
 Tax Levy Cancelled, Abated or Adjusted .16

EXPENDITURES		REVENUES-REALIZED		1988 PROPERTY TAX	
GENERAL GOVERNMENT				STATE EQUALIZED TAX RATE	
Governing Body & Public Boards		1988 Property Taxes Collected	2,129,501.09	Local District School Taxes	694,345.00
Municipal Clerk		1988 Payments in Lieu of Taxes		Regional & Consolidated School Tax	470,504.60
Financial Administration	30,000.00	Delinquent Tax & Lien Collections	234,562.77	School Taxes in Municipal Budget	
Assessment of Taxes	76,037.36	Business Personalty Replacement Taxes	36,495.04	County Taxes	1.09 *
Collection of Taxes	23,900.00	Taxes from Public Utilities	175,018.00	County Library Taxes	
Planning, Hausing & Development	14,641.00	Other Miscellaneous Tax Revenues		Local Municipal Purpase Taxes	.07
Human Resources		State Aid Revenues	141,815.56	Veteran & Senior Citizen Taxes	50,150.00
Elections		Federal Aid Revenues		Total Taxes for Rate Computation	2.36
General Administration (other)	113,438.00	State and Local Fiscal Assistance Act Utilized	267.00	Special District Taxes	
JUDICIARY		Sale of Acquired Property		Bank Corp. Taxes	373.96
Municipal Courts	9,334.99	Other Miscellaneous Revenues	191,991.18	Added and Omitted Taxes	53,998.17
PUBLIC SAFETY		Total	2,909,650.64	Total Taxes Levied - ABSTRACT	2,349,011.95
Fire Protection	63,525.00	Prior Years Surplus Appropriated	300,000.00	Total Taxes Billed	2,348,737.99
Police Protection	3,150.00	REVENUES	3,209,650.64	1988 TAXES COLLECTED	2,129,501.09
Civil Defense & Disaster Control	1,250.00	Reserve For Uncollected Taxes	246,000.00	1988 Taxes Cancelled, Abated or Adjusted	3,698.50
Envrinmental Inspection & Control	14,349.00	CAPITAL OUTLAY	20,200.39	Transfer to Tax Title Liens or Foreclosed	
Other Public Safety		TOTAL	20,200.39	Balance Outstanding Dec. 31, 1988	215,538.40
PUBLIC WORKS				PRIOR YEARS TAXES OUTSTANDING	
Streets and Drainage	200,360.10	Public Enterprises		Balance January 1, 1988	218,052.46
Sewers and Sewage Prrocessing	3,278.87	Recreation—Culture		Collected in 1988	211,194.06
Garbage and Trash Disposal	73,400.00	Public Works		Cancelled, Abated or Adjusted 1988	
Public Buildings and Grounds	30,000.00	Buildings and Grounds	20,200.39	Transfers to Tax Title Liens or Foreclosed	
Other Public Works		Library and Education		Balance December 31, 1988	6,858.40
HEALTH and WELFARE		Conservation		TAX TITLE LIENS OUTSTANDING	
Health Services Except Environmental	430.00	All Other		Balance January 1, 1988	32,215.59
Welfare-Public Assistance	4,500.00	CAPITAL DEBT AUTHORIZED, DECEMBER 31, 1988		Transfer From Taxes	
Hospitals, Clinics, First Aid		ISSUED AND UNISSUED	GROSS DEBT	Redeemed in 1988	23,368.71
Animal, Insect, & Radent Control	3,700.00	School	1,562,368	Cancelled, Abated or Adjusted (1988)	
Other Welfare Services		Self-liquidating		Transfers to Foreclosed Property	
RECREATION and CONSERVATION		Other	210,250	Balance December 31, 1988	8,846.88
Beaches and Boardwalks		Total	1,772,618	PROPERTY ACQUIRED BY DEED OR FORECLOSURE	
Parks, Playgrounds, Shade Trees		ISSUED AND OUTSTANDING		Balance January 1, 1988	11,000.00
Land Reclamation & Conservation		School	844,573.97	Transfers From Taxes or Liens	
Other Recreational Services	3,500.00	Self-liquidating		Sale for Cash (1988)	
EDUCATION (excluding schools)		Other	210,250.00	Cancelled, Abated or Adjusted (1988)	
Libraries		Total	1,054,823.97	Balance December 31, 1988	11,000.00
Other Educational Services		EQUALIZED VALUATION BASIS		CURRENT FINANCES DECEMBER 31, 1988	
STATUTORY EXPENDITURES		FOR NET DEBT COMPUTATION	85,875,539	ASSETS	
Pensions & F. I. C. A.	22,320.71	REAL PROPERTY VALUATIONS		Cash Dec. 31, 1988	1,079,542.49
Employee Fringe Benefits		Code Class # of Parcels % VAL'N	ASSESSED VALUATION	Taxes Receivable	222,396.80
Other Statutory Expenditures		1 Vacant Land 344 2.17	1,506,900.00	Tax Title Liens	8,846.88
CETA And Other Public Employment Programs		2 Residential 1196 75.49	52,436,300.00	Foreclosed Property	11,000.00
MUNICIPAL FUNCTIONS		3 Farm 593 17.34	12,404,300.00	Emergencies & Other Deferred Charges	55,443.41
CAPITAL IMPROVEMENTS	* MEMO *	4a Commercial 50 4.51	3,133,400.00	State and Federal Aid Receivable	
DEBT SERVICE		4b Industrial		Other Receivables	2,045.88
Principal Payments	7,124.33	4c Apartments		Total	1,379,275.46
Interest Payments	12,927.00	Total	2133	LIABILITIES, RESERVES, AND SURPLUS	
DEFERRED CHARGES		Land Area 31.40 Sq. Miles		Cash Liabilities	749,303.61
SCHOOL, COUNTY, SPECIAL DISTRICT TAXES	5,672.09	Net Valuation Taxable-Municipal	70,776,141	Reserves for Receivables	244,289.56
RESERVE FOR UNCOLLECTED TAXES	2,224,639.82	Net Valuation Taxable-County	89,905,561	Surplus Dec. 31, 1988	385,682.29
EXPENDITURES	TOTAL	State Equalized Valuation	96,610,623	Total	1,379,275.46
		State Equalization Ratio	72.91		

*Includes County Health Service Taxes or County Vocational School Taxes. See Table 13.

Population 1980 10,893
 Population 1988 11,493
 S & P Rating
 Maady Rating

General Tax Rate Per \$100. 2.66
 State Equalized Tax Rate 1.52

HOPEWELL TWP. - MERCER CO.

Form of Government:

Township Committee

Number of Members on Governing Body - 5

PER CAPITA:

Gross Debt 980.14
 Net Debt 567.23
 Debt Service 66.25
 Total Tax Levy 1,390.94
 Municipal Expenditures 464.27

PER CENT

Gross Debt 1.35
 Net Debt .73
 Tax Levy Collected 96.45
 Tax Levy Cancelled, Abated or Adjusted .17

EXPENDITURES		REVENUES-REALIZED		1988 PROPERTY TAX	
GENERAL GOVERNMENT		1988 Property Taxes Collected		STATE EQUALIZED TAX RATE	
Governing Body & Public Boards	26,304.00	1988 Payments in Lieu of Taxes		Local District School Taxes	
Municipal Clerk	52,625.00	Delinquent Tax & Lien Collections		Regional & Consolidated School Tax	
Financial Administration	53,640.54	Business Personalty Replacement Taxes		School Taxes in Municipal Budget	
Assessment of Taxes	79,506.11	Taxes from Public Utilities		County Taxes	
Collection of Taxes	64,758.46	Other Miscellaneous Tax Revenues		County Library Taxes	
Planning, Housing & Development	114,301.14	State Aid Revenues		Local Municipal Purpose Taxes	
Human Resources	58,539.66	Federal Aid Revenues		Veteran & Senior Citizen Taxes	
Elections	6,722.83	State and Local Fiscal Assistance Act Utilized		Total Taxes for Rate Computation	
General Administration (other)	451,818.95	Sale of Acquired Property		Special District Taxes	
JUDICIARY		Other Miscellaneous Revenues		Bank Corp. Taxes	
Municipal Courts	120,561.16	Prior Years Surplus Appropriated		Added and Omitted Taxes	
PUBLIC SAFETY		REVENUES		Total Taxes Levied - ABSTRACT	
Fire Protection	79,836.92	Reserve For Uncollected Taxes		Total Taxes Billed	
Police Protection	1,026,054.12	CAPITAL OUTLAY		1988 TAXES COLLECTED	
Civil Defense & Disaster Control	8,530.00	Public Enterprises		1988 Taxes Cancelled, Abated or Adjusted	
Environmental Inspection & Control	102,439.62	Recreation—Culture		Transfer to Tax Title Liens or Foreclosed	
Other Public Safety		Public Works		Balance Outstanding Dec. 31, 1988	
PUBLIC WORKS		Buildings and Grounds		PRIOR YEARS TAXES OUTSTANDING	
Streets and Drainage	668,223.31	Library and Education		Balance January 1, 1988	
Sewers and Sewage Processing	69,000.00	Conservation		Collected in 1988	
Garbage and Trash Disposal		All Other		Cancelled, Abated or Adjusted 1988	
Public Buildings and Grounds	108,936.80	CAPITAL DEBT AUTHORIZED, DECEMBER 31, 1988		Transfers to Tax Title Liens or Foreclosed	
Other Public Works		ISSUED AND UNISSUED		Balance December 31, 1988	
HEALTH and WELFARE		GROSS DEBT		TAX TITLE LIENS OUTSTANDING	
Health Services Except Environmental	125,654.48	NET DEBT		Balance January 1, 1988	
Welfare-Public Assistance	13,000.86	SCHOOL		Transfer From Taxes	
Hospitals, Clinics, First Aid		Self-liquidating		Redeemed in 1988	
Animal, Insect, & Rodent Control	100.00	Other		Cancelled, Abated or Adjusted (1988)	
Other Welfare Services		Total		Transfers to Foreclosed Property	
RECREATION and CONSERVATION		ISSUED AND OUTSTANDING		Balance December 31, 1988	
Beaches and Boardwalks		SCHOOL		PROPERTY ACQUIRED BY DEED OR	
Parks, Playgrounds, Shade Trees	250.00	Self-Liquidating		FORECLOSURE	
Land Reclamation & Conservation	500.00	Other		Balance January 1, 1988	
Other Recreational Services	6,900.00	Total		Transfers From Taxes or Liens	
EDUCATION (excluding schools)		EQUALIZED VALUATION BASIS		Sale for Cash (1988)	
Libraries		FOR NET DEBT COMPUTATION		Cancelled, Abated or Adjusted (1988)	
Other Educational Services	12,582.00	REAL PROPERTY VALUATIONS		Balance December 31, 1988	
STATUTORY EXPENDITURES		Code Class # of Parcels % VAL'N		CURRENT FINANCES DECEMBER 31, 1988	
Pensions & F. I. C. A.	292,134.28	ASSESSED VALUATION		ASSETS	
Employee Fringe Benefits	182,824.63	1 Vacant Land 617 4.14		Cash Dec. 31, 1988	
Other Statutory Expenditures	100.00	2 Residential 3294 65.62		Taxes Receivable	
CETA And Other Public Employment Programs		3 Farm 966 10.76		Tax Title Liens	
MUNICIPAL FUNCTIONS		4a Commercial 104 5.30		Foreclosed Property	
CAPITAL IMPROVEMENTS	3,726,014.92	4b Industrial 27 13.92		Emergencies & Other Deferred Charges	
DEBT SERVICE		4c Apartments 8 .26		State and Federal Aid Receivable	
Principal Payments	380,000.00	Total 5016		Other Receivables	
Interest Payments	381,417.75	Land Area 58.00 Sq. Miles		Total	
DEFERRED CHARGES	35,624.22	Net Valuation Taxable-Municipal		LIABILITIES, RESERVES, AND SURPLUS	
SCHOOL, COUNTY, SPECIAL DISTRICT TAXES	14,075,649.05	Net Valuation Taxable-County		Cash Liabilities	
RESERVE FOR UNCOLLECTED TAXES	812,737.74	State Equalized Valuation		Reserves for Receivables	
EXPENDITURES	19,411,493.68	State Equalization Ratio		Surplus Dec. 31, 1988	
				Total	

1317
 Population 1980 25,065
 Population 1988 36,546
 S & P Rating
 Moody Rating A A A
 General Tax Rate Per \$100. 3.04
 State Equalized Tax Rate 1.41

HOWELL TOWNSHIP - MONMOUTH CO.
Form of Government:
Township Committee
Number of Members on Governing Body - 5

PER CAPITA:
 Gross Debt 1,064.56
 Net Debt 417.88
 Debt Service 44.74
 Total Tax Levy 809.91
 Municipal Expenditures 401.84
 PER CENT:
 Gross Debt 2.82
 Net Debt 1.11
 Tax Levy Collected 96.17
 Tax Levy Cancelled, Abated or Adjusted

EXPENDITURES		REVENUES-REALIZED		1988 PROPERTY TAX	
GENERAL GOVERNMENT				STATE EQUALIZED TAX RATE	
Governing Body & Public Boards	32,720.00	1988 Property Taxes Collected	28,376,661.34	Local District School Taxes	.66 12,080,472.50
Municipal Clerk	169,897.00	1988 Payments in Lieu of Taxes	58,714.36	Regional & Consolidated School Tax	.28 5,077,729.86
Financial Administration	126,072.00	Delinquent Tax & Lien Collections	1,151,864.01	School Taxes in Municipal Budget	
Assessment of Taxes	633,332.00	Business Personalty Replacement Taxes	240,647.40	County Taxes	.35 * 6,520,614.99
Collection of Taxes	113,276.00	Taxes from Public Utilities	5,410,163.00	County Library Taxes	.01 243,170.07
Planning, Housing & Development	216,110.00	Other Miscellaneous Tax Revenues		Local Municipal Purpose Taxes	.12 2,133,000.00
Human Resources	273,562.63	State Aid Revenues	330,958.42	Veteran & Senior Citizen Taxes	256,150.00
Elections	8,500.00	Federal Aid Revenues		Total Taxes for Rate Computation	1.42 26,311,137.42
General Administration (other)	1,633,632.00	State and Local Fiscal Assistance Act Utilized		Special District Taxes	1,580,589.92
JUDICIARY		Sale of Acquired Property		Bank Corp. Taxes	98,513.94
Municipal Courts	222,707.96	Other Miscellaneous Revenues		Added and Omitted Taxes	1,865,053.92
PUBLIC SAFETY		Total	33,357,953.49	Total Taxes Levied - ABSTRACT	29,599,145.20
Fire Protection	161,738.00	Prior Years Surplus Appropriated	4,114,000.00	Total Taxes Billed	29,506,247.67
Police Protection	3,207,530.00	REVENUES TOTAL	42,471,953.49	1988 TAXES COLLECTED	28,376,661.34
Civil Defense & Disaster Control	3,525.00	Reserve For Uncollected Taxes	1,535,072.27	1988 Taxes Cancelled, Abated or Adjusted	
Environmental Inspection & Control	363,836.00	CAPITAL OUTLAY TOTAL	1,451,049.43	Transfer to Tax Title Liens or Foreclosed	
Other Public Safety				Balance Outstanding Dec. 31, 1988	1,129,586.33
PUBLIC WORKS				PRIOR YEARS TAXES OUTSTANDING	
Streets and Drainage	383,542.20	Public Enterprises		Balance January 1, 1988	1,211,328.61
Sewers and Sewage Processing	77,209.00	Recreation—Culture	154,366.99	Collected in 1988	1,128,310.81
Garbage and Trash Disposal	69,900.00	Public Works	257,413.36	Cancelled, Abated or Adjusted 1988	
Public Buildings and Grounds	53,400.00	Buildings and Grounds	1,039,269.13	Transfers to Tax Title Liens or Foreclosed	
Other Public Works	1,535,377.00	Library and Education		Balance December 31, 1988	83,017.80
HEALTH and WELFARE		Conservation		TAX TITLE LIENS OUTSTANDING	
Health Services Except Environmental		All Other		Balance January 1, 1988	314,926.48
Welfare-Public Assistance	93,776.00	CAPITAL DEBT AUTHORIZED, DECEMBER 31, 1988		Transfer From Taxes	
Hospitals, Clinics, First Aid		ISSUED AND UNISSUED		Redeemed in 1988	23,553.20
Animal, Insect, & Rodent Control	4,000.00	School	23,633,634	Cancelled, Abated or Adjusted (1988)	
Other Welfare Services		Self-liquidating		Transfers to Foreclosed Property	
RECREATION and CONSERVATION		Other	15,271,699	Balance December 31, 1988	291,373.28
Beaches and Boardwalks		Total	38,905,333	PROPERTY ACQUIRED BY DEED OR FORECLOSURE	
Parks, Playgrounds, Shade Trees	13,220.00	ISSUED AND OUTSTANDING		Balance January 1, 1988	257,100.00
Land Reclamation & Conservation	133,790.00	School	16,228,684.04	Transfers From Taxes or Liens	
Other Recreational Services	311,244.00	Self-Liquidating		Sale for Cash (1988)	
EDUCATION (excluding schools)		Other		Cancelled, Abated or Adjusted (1988)	
Libraries	10,000.00	Total	16,228,684.04	Balance December 31, 1988	257,100.00
Other Educational Services	23,570.00	EQUALIZED VALUATION BASIS		CURRENT FINANCES DECEMBER 31, 1988	
STATUTORY EXPENDITURES		FOR NET DEBT COMPUTATION	1,377,459,136	ASSETS	
Pensions & F. I. C. A.	953,866.00	REAL PROPERTY VALUATIONS		Cash Dec. 31, 1988	9,788,129.84
Employee Fringe Benefits	433,000.00	Code Class # of Parcels % VAL'N		Taxes Receivable	1,212,604.13
Other Statutory Expenditures		1 Vacant Land 2632 4.41	37,552,400.00	Tax Title Liens	291,373.28
CETA And Other Public Employment Programs		2 Residential 10742 79.66	677,770,300.00	Foreclosed Property	257,100.00
MUNICIPAL FUNCTIONS		3 Farm 926 5.58	47,401,800.00	Emergencies & Other Deferred Charges	828,521.79
CAPITAL IMPROVEMENTS *MEMO*	232,301.00	4a Commercial 232 7.71	65,595,300.00	State and Federal Aid Receivable	41,583.07
DEBT SERVICE		4b Industrial 51 2.65	22,514,600.00	Other Receivables	24,109.81
Principal Payments	892,000.00	4c Apartments		Total	12,443,421.92
Interest Payments	743,020.24	Total	14683	LIABILITIES, RESERVES, AND SURPLUS	
DEFERRED CHARGES		Land Area 62.10 Sq. Miles		Cash Liabilities	6,004,440.07
SCHOOL, COUNTY, SPECIAL DISTRICT TAXES	25,502,577.34	Net Valuation Taxable-Municipal	856,559,779	Reserves for Receivables	1,785,187.22
RESERVE FOR UNCOLLECTED TAXES	1,535,072.27	Net Valuation Taxable-County	1,536,740,064	Surplus Dec. 31, 1988	4,653,794.63
EXPENDITURES		State Equalized Valuation	1,836,264,105	Total	12,443,421.92
TOTAL	40,188,355.03	State Equalization Ratio	46.48		

Population 1980 2,829
 Population 1988 3,222
 S & P Rating
 Moody Rating

General Tax Rate Per \$100. 1.47
 State Equalized Tax Rate 1.70

INDEPENDENCE TOWNSHIP - WARREN CO.

Form of Government:

Township Committee

Number of Members on Governing Body - 5

PER CAPITA:

Gross Debt 909.06
 Net Debt 299.19
 Debt Service 47.49
 Total Tax Levy 1,113.11
 Municipal Expenditures 379.07

PER CENT

Gross Debt 1.35
 Net Debt .61
 Tax Levy Collected 94.82
 Tax Levy Cancelled, Abated or Adjusted .91

EXPENDITURES		REVENUES-REALIZED		1988 PROPERTY TAX	
GENERAL GOVERNMENT				STATE EQUALIZED TAX RATE	
Governing Body & Public Boards		1988 Property Taxes Collected	3,423,569.39	Local District School Taxes .37	1,839,356.00
Municipal Clerk		1988 Payments in Lieu of Taxes	24,313.00	Regional & Consolidated School Tax	
Financial Administration	88,603.60	Delinquent Tax & Lien Collections	134,521.77	School Taxes in Municipal Budget	
Assessment of Taxes	19,575.00	Business Personalty Replacement Taxes	29,051.43	County Taxes .61	1,292,543.72
Collection of Taxes	16,438.00	Taxes from Public Utilities	122,681.00	County Library Taxes .02	48,966.60
Planning, Housing & Development	66,218.90	Other Miscellaneous Tax Revenues		Local Municipal Purpose Taxes .18	374,500.00
Human Resources	26,861.00	State Aid Revenues	166,434.43	Veteran & Senior Citizen Taxes	24,550.00
Elections		Federal Aid Revenues		Total Taxes for Rate Computation 1.63	3,579,921.32
General Administration (other)	126,263.99	State and Local Fiscal Assistance Act Utilized		Special District Taxes	
JUDICIARY		Sale of Acquired Property		Bank Corp. Taxes	3,989.50
Municipal Courts	20,156.00	Other Miscellaneous Revenues	304,733.41	Added and Omitted Taxes	43,197.20
PUBLIC SAFETY		Total	4,210,354.43	Total Taxes Levied - ABSTRACT	3,602,553.08
Fire Protection	10,672.64	Prior Years Surplus Appropriated	350,000.00	Total Taxes Billed	3,616,003.23
Police Protection	57,145.00	REVENUES TOTAL	4,560,354.43	1988 TAXES COLLECTED	3,423,569.39
Civil Defense & Disaster Control	3,700.00	Reserve For Uncollected Taxes	179,205.72	1988 Taxes Cancelled, Abated or Adjusted	32,784.35
Environmental Inspection & Control	49,711.00	CAPITAL OUTLAY TOTAL	104,739.23	Transfer to Tax Title Liens or Foreclosed	12,073.11
Other Public Safety				Balance Outstanding Dec. 31, 1988	142,581.53
PUBLIC WORKS				PRIOR YEARS TAXES OUTSTANDING	
Streets and Drainage	253,000.00	Public Enterprises		Balance January 1, 1988	133,423.32
Sewers and Sewage Processing		Recreation—Culture		Collected in 1988	134,521.77
Garbage and Trash Disposal	11,000.00	Public Works	83,526.23	Cancelled, Abated or Adjusted 1988	
Public Buildings and Grounds	21,375.00	Buildings and Grounds	21,213.05	Transfers to Tax Title Liens or Foreclosed	3,901.55
Other Public Works		Library and Education		Balance December 31, 1988	
HEALTH and WELFARE		Conservation		TAX TITLE LIENS OUTSTANDING	
Health Services Except Environmental	6,100.00	All Other		Balance January 1, 1988	3,635.92
Welfare—Public Assistance				Transfer From Taxes	10,402.04
Hospitals, Clinics, First Aid				Redeemed in 1988	
Animal, Insect, & Rodent Control	2.00			Cancelled, Abated or Adjusted (1988)	
Other Welfare Services				Transfers to Foreclosed Property	
RECREATION and CONSERVATION				Balance December 31, 1988	20,087.96
Beaches and Boardwalks				PROPERTY ACQUIRED BY DEED OR	
Parks, Playgrounds, Shade Trees				FORECLOSURE	
Land Reclamation & Conservation	6,577.69			Balance January 1, 1988	3,740.00
Other Recreational Services	25,012.00			Transfers From Taxes or Liens	
EDUCATION (excluding schools)				Sale for Cash (1988)	1,500.00
Libraries				Cancelled, Abated or Adjusted (1988)	
Other Educational Services				Balance December 31, 1988	2,240.00
STATUTORY EXPENDITURES				CURRENT FINANCES DECEMBER 31, 1988	
Pensions & F. I. C. A.	45,043.00			ASSETS	
Employee Fringe Benefits				Cash Dec. 31, 1988	1,281,039.44
Other Statutory Expenditures	2,944.00			Taxes Receivable	142,531.53
CETA And Other Public Employment Programs				Tax Title Liens	20,087.96
MUNICIPAL FUNCTIONS TOTAL	856,448.92			Foreclosed Property	2,240.00
CAPITAL IMPROVEMENTS *MEMO*	33,000.00			Emergencies & Other Deferred Charges	105,000.00
DEBT SERVICE				State and Federal Aid Receivable	
Principal Payments	80,000.00			Other Receivables	15,226.46
Interest Payments	73,005.00			Total	1,567,225.39
DEFERRED CHARGES	32,638.87			LIABILITIES, RESERVES, AND SURPLUS	
SCHOOL, COUNTY, SPECIAL DISTRICT TAXES	3,130,871.32			Cash Liabilities	1,033,383.78
RESERVE FOR UNCOLLECTED TAXES	179,205.72			Reserves for Receivables	181,135.95
EXPENDITURES TOTAL	4,402,219.73			Surplus Dec. 31, 1988	352,705.66
				Total	1,567,225.39

1320

INTERLAKEN BOROUGH - MONMOUTH CO.

PER CAPITA:

PER CENT:

Population 1980 1,037

Form of Government:

Gross Debt

463.45

Gross Debt

.60

Population 1988 959

Borough Council

Net Debt

463.45

Net Debt

.60

S & P Rating

2.62

Debt Service

106.74

Tax Levy Collected

97.51

Moody Rating

State Equalized Tax Rate

1.13

Total Tax Levy

1,082.58

Tax Levy Cancelled, Abated

Municipal Expenditures

889.47

or Adjusted

Number of Members on Governing Body - 6

EXPENDITURES		REVENUES-REALIZED		1988 PROPERTY TAX	
GENERAL GOVERNMENT				STATE EQUALIZED TAX RATE	
Governing Body & Public Boards		1988 Property Taxes Collected	1,012,566.49	Local District School Taxes	.10
Municipal Clerk		1988 Payments in Lieu of Taxes		Regional & Consolidated School Tax	
Financial Administration	5,942.88	Delinquent Tax & Lien Collections	15,033.43	School Taxes in Municipal Budget	
Assessment of Taxes	21,817.00	Business Personalty Replacement Taxes	14.00	County Taxes	.34
Collection of Taxes	3,000.00	Taxes from Public Utilities	98,358.00	County Library Taxes	.01
Planning, Housing & Development	8,120.00	Other Miscellaneous Tax Revenues		Local Municipal Purpose Taxes	.68
Human Resources		State Aid Revenues	10,628.22	Veteran & Senior Citizen Taxes	
Elections	1,500.00	Federal Aid Revenues		Total Taxes for Rate Computation	1.13
General Administration (other)	84,110.50	State and Local Fiscal Assistance Act Utilized		Special District Taxes	
JUDICIARY		Sale of Acquired Property		Bank Corp. Taxes	
Municipal Courts	7,255.00	Other Miscellaneous Revenues	68,176.63	Added and Omitted Taxes	4,288.90
PUBLIC SAFETY		Total	1,204,776.82	Total Taxes Levied - ABSTRACT	1,038,192.70
Fire Protection	47,028.32	Prior Years Surplus Appropriated	70,000.00	Total Taxes Billed	1,038,470.88
Police Protection	154,839.53	REVENUES TOTAL	1,274,776.82	1988 TAXES COLLECTED	1,012,566.49
Civil Defense & Disaster Control	125.00	Reserve For Uncollected Taxes	44,393.83	1988 Taxes Cancelled, Abated or Adjusted	
Environmental Inspection & Control	3,450.00	CAPITAL OUTLAY TOTAL	63,835.62	Transfer to Tax Title Liens or Foreclosed	
Other Public Safety				Balance Outstanding Dec. 31, 1988	25,904.39
PUBLIC WORKS				PRIOR YEARS TAXES OUTSTANDING	
Streets and Drainage	73,850.96	Public Enterprises		Balance January 1, 1988	15,078.06
Sewers and Sewage Processing	49,200.00	Recreation—Culture	2,368.72	Collected in 1988	15,033.43
Garbage and Trash Disposal	76,500.00	Public Works	54,067.86	Cancelled, Abated or Adjusted 1988	
Public Buildings and Grounds	7,375.00	Buildings and Grounds	7,399.04	Transfers to Tax Title Liens or Foreclosed	
Other Public Works		Library and Education		Balance December 31, 1988	44.63
HEALTH and WELFARE		Conservation		TAX TITLE LIENS OUTSTANDING	
Health Services Except Environmental	1,346.00	All Other		Balance January 1, 1988	
Welfare-Public Assistance		CAPITAL DEBT AUTHORIZED, DECEMBER 31, 1988		Transfer From Taxes	
Hospitals, Clinics, First Aid		ISSUED AND UNISSUED		Redeemed in 1988	
Animal, Insect, & Rodent Control		School		Cancelled, Abated or Adjusted (1988)	
Other Welfare Services	1,010.00	Self-liquidating		Transfers to Foreclosed Property	
RECREATION and CONSERVATION		Other	444,448	Balance December 31, 1988	
Beaches and Boardwalks		Total	444,448	PROPERTY ACQUIRED BY DEED OR	
Parks, Playgrounds, Shade Trees	26,000.00			FORECLOSURE	
Land Reclamation & Conservation	23,018.40	ISSUED AND OUTSTANDING		Balance January 1, 1988	11,700.00
Other Recreational Services		School		Transfers From Taxes or Liens	
EDUCATION (excluding schools)		Self-Liquidating		Sale for Cash (1988)	
Libraries	2,550.00	Other	371,844.44	Cancelled, Abated or Adjusted (1988)	
Other Educational Services		Total	371,844.44	Balance December 31, 1988	11,700.00
STATUTORY EXPENDITURES		EQUALIZED VALUATION BASIS		CURRENT FINANCES DECEMBER 31, 1988	
Pensions & F. I. C. A.	43,630.54	FOR NET DEBT COMPUTATION	74,544,487	ASSETS	
Employee Fringe Benefits	35,340.00	REAL PROPERTY VALUATIONS		Cash Dec. 31, 1988	336,366.12
Other Statutory Expenditures	3,000.00	Code Class # of Parcels % VAL'N	ASSESSED VALUATION	Taxes Receivable	25,949.02
CETA And Other Public Employment Programs		1 Vacant Land 13 .39	348,200.00	Tax Title Liens	
MUNICIPAL FUNCTIONS		2 Residential 384 99.11	33,966,000.00	Foreclosed Property	11,700.00
CAPITAL IMPROVEMENTS	*MEMO*	3 Farm		Emergencies & Other Deferred Charges	24,462.00
DEBT SERVICE		4a Commercial		State and Federal Aid Receivable	
Principal Payments	30,435.01	4b Industrial		Other Receivables	1,245.26
Interest Payments	21,332.53	4c Apartments		Total	399,722.40
		Total	397	39,314,200.00	
DEFERRED CHARGES		Land Area .38 Sq. Miles		LIABILITIES, RESERVES, AND SURPLUS	
SCHOOL, COUNTY, SPECIAL DISTRICT TAXES	10,154.86	Net Valuation Taxable-Municipal	39,412,423	Cash Liabilities	127,716.45
RESERVE FOR UNCOLLECTED TAXES	44,393.83	Net Valuation Taxable-County	74,656,630	Reserves for Receivables	38,394.28
EXPENDITURES		State Equalized Valuation	91,441,624	Surplus Dec. 31, 1988	233,111.67
TOTAL	1,264,246.31	State Equalization Ratio	43.04	Total	399,722.40

0709
 Population 1980 61,493
 Population 1988 61,503
 S & P Rating
 Moody Rating AAA

General Tax Rate Per \$100. 12.01
 State Equalized Tax Rate 3.24

IRVINGTON TOWNSHIP - ESSEX COUNTY
Form of Government:
Mayor-Council Plan D (OMCL 50)
Number of Members on Governing Body - 7

PER CAPITA:
 Gross Debt 259.55 PER CENT. 1.74
 Net Debt 187.63 Gross Debt 1.26
 Debt Service 41.19 Net Debt 95.96
 Total Tax Levy 601.33 Tax Levy Collected
 Municipal Expenditures 620.07 Tax Levy Cancelled, Abated or Adjusted .07

EXPENDITURES		REVENUES-REALIZED		1988 PROPERTY TAX	
GENERAL GOVERNMENT				STATE EQUALIZED TAX RATE	
Governing Body & Public Boards	287,115.00	1988 Property Taxes Collected	35,458,886.27	Local District School Taxes	74 3,407,765.00
Municipal Clerk	117,978.00	1988 Payments in Lieu of Taxes	252,702.06	Regional & Consolidated School Tax	
Financial Administration	546,749.00	Delinquent Tax & Lien Collections	1,477,991.61	School Taxes in Municipal Budget	
Assessment of Taxes	118,130.00	Business Personalty Replacement Taxes	724,901.00	County Taxes	.63 7,189,560.23
Collection of Taxes	209,648.00	Taxes from Public Utilities	2,209,018.00	County Library Taxes	
Planning, Housing & Development	145,797.00	Other Miscellaneous Tax Revenues		Local Municipal Purpose Taxes	1.37 21,344,259.26
Human Resources	1,186,234.25	State Aid Revenues	5,871,019.18	Veteran & Senior Citizen Taxes	
Elections	60,027.00	Federal Aid Revenues		Total Taxes for Rate Computation	3.24 37,162,634.49
General Administration (other)	2,523,537.43	State and Local Fiscal Assistance Act Utilized		Special District Taxes	
JUDICIARY		Sale of Acquired Property		Bank Corp. Taxes	15,794.01
Municipal Courts	533,863.00	Other Miscellaneous Revenues	4,893,975.29	Added and Omitted Taxes	29,504.51
PUBLIC SAFETY		Total	50,898,493.41	Total Taxes Levied - ABSTRACT	36,986,383.01
Fire Protection	5,549,548.29	Prior Years Surplus Appropriated	755,837.00	Total Taxes Billed	36,952,396.28
Police Protection	5,638,673.65	REVENUES TOTAL	51,654,330.41	1988 TAXES COLLECTED	35,458,886.27
Civil Defense & Disaster Control	7,133.00	Reserve For Uncollected Taxes	1,916,400.00	1988 Taxes Cancelled, Abated or Adjusted	25,447.91
Environmental Inspection & Control	379,141.00			Transfer to Tax Title Liens or Foreclosed	334,669.21
Other Public Safety	86,023.84			Balance Outstanding Dec. 31, 1988	1,133,392.89
PUBLIC WORKS		CAPITAL OUTLAY TOTAL	566,796.23	PRIOR YEARS TAXES OUTSTANDING	
Streets and Drainage	1,929,959.00	Public Enterprises		Balance January 1, 1988	1,100,097.19
Sewers and Sewage Processing	5,080,631.00	Recreation-Culture	3,000.00	Collected in 1988	1,009,196.07
Garbage and Trash Disposal		Public Works	130,375.39	Cancelled, Abated or Adjusted 1988	2,959.04
Public Buildings and Grounds	854,877.00	Buildings and Grounds	424,977.84	Transfers to Tax Title Liens or Foreclosed	76,413.65
Other Public Works	43,000.00	Library and Education	8,443.00	Balance December 31, 1988	11,523.43
HEALTH and WELFARE		Conservation		TAX TITLE LIENS OUTSTANDING	
Health Services Except Environmental	402,875.00	All Other		Balance January 1, 1988	1,358,318.26
Welfare-Public Assistance	295,000.00			Transfer From Taxes	432,186.16
Hospitals, Clinics, First Aid		CAPITAL DEBT AUTHORIZED, DECEMBER 31, 1988		Redeemed in 1988	468,794.54
Animal, Insect, & Rodent Control		ISSUED AND UNISSUED	GROSS DEBT	Cancelled, Abated or Adjusted (1988)	
Other Welfare Services	114,573.00	School	4,423,000	Transfers to Foreclosed Property	
RECREATION and CONSERVATION		Self-Liquidating		Balance December 31, 1988	1,322,209.33
Beaches and Boardwalks		Other	11,539,932	PROPERTY ACQUIRED BY DEED OR	
Parks, Playgrounds, Shade Trees	206,625.00	Total	15,962,932	FORECLOSURE	
Land Reclamation & Conservation				Balance January 1, 1988	214,053.88
Other Recreational Services	166,900.00	ISSUED AND OUTSTANDING		Transfers From Taxes or Liens	
EDUCATION (excluding schools)		School	4,423,000.00	Sale for Cash (1988)	
Libraries	471,000.00	Self-Liquidating		Cancelled, Abated or Adjusted (1988)	69,053.88
Other Educational Services		Other	11,162,600.00	Balance December 31, 1988	145,000.00
STATUTORY EXPENDITURES		Total	15,585,600.00	CURRENT FINANCES DECEMBER 31, 1988	
Pensions & F. I. C. A.	3,339,468.00	EQUALIZED VALUATION BASIS		ASSETS	
Employee Fringe Benefits	1,842,349.50	FOR NET DEBT COMPUTATION	915,633,974	Cash Dec. 31, 1988	2,552,280.55
Other Statutory Expenditures		REAL PROPERTY VALUATIONS		Taxes Receivable	1,145,421.32
CETA And Other Public Employment Programs		Code Class # of Parcels % VAL'N	ASSESSED VALUATION	Tax Title Liens	1,322,209.88
MUNICIPAL FUNCTIONS TOTAL	32,142,005.96	1 Vacant Land 314 1.03	3,239,600.00	Foreclosed Property	145,000.00
CAPITAL IMPROVEMENTS *MEMO*		2 Residential 7904 58.31	175,570,200.00	Emergencies & Other Deferred Charges	848,725.12
DEBT SERVICE		3 Farm		State and Federal Aid Receivable	607,353.60
Principal Payments	1,359,220.92	4a Commercial 637 14.65	44,107,400.00	Other Receivables	264,920.35
Interest Payments	1,173,851.67	4b Industrial 190 7.80	23,490,700.00	Total	6,885,910.82
TYPE I SCHL DEBT *MEMO	190,700.00	4c Apartments 366 18.16	54,634,400.00	LIABILITIES, RESERVES, AND SURPLUS	
DEFERRED CHARGES	1,544,972.00	Total 9411	301,092,300.00	Cash Liabilities	2,125,979.62
SCHOOL, COUNTY, SPECIAL DISTRICT TAXES	15,597,325.23	Land Area 2.80 Sq. Miles		Reserves for Receivables	2,877,551.55
RESERVE FOR UNCOLLECTED TAXES	1,916,400.00	Net Valuation Taxable-Municipal	307,630,600	Surplus Dec. 31, 1988	1,882,379.65
EXPENDITURES TOTAL	53,733,785.78	Net Valuation Taxable-County	933,130,539	Total	6,885,910.82
		State Equalized Valuation	1,121,282,099		
		State Equalization Ratio	27.01		

Population 1980 1,575

Population 1988 1,504

S & P Rating

Moody Rating

General Tax Rate Per \$100.

State Equalized Tax Rate

2.74

1.53

Form of Government:

Small Municipality Plan A (OMCL 50)

Number of Members on Governing Body - 7

Grass Debt 421.62
 Net Debt 152.24
 Debt Service 36.84
 Total Tax Levy 1,060.43
 Municipal Expenditures 449.76

Grass Debt .78
 Net Debt .28
 Tax Levy Collected 90.37
 Tax Levy Cancelled, Abated or Adjusted

EXPENDITURES		REVENUES-REALIZED		1988 PROPERTY TAX	
GENERAL GOVERNMENT		1988 Property Taxes Collected		STATE EQUALIZED TAX RATE	
Governing Body & Public Boards		1,536,321.53		Local District Schaal Taxes .55	
Municipal Clerk				Regional & Consolidated Schaal Tax .30	
Financial Administration	22,105.85	1988 Payments in Lieu of Taxes		Schaal Taxes in Municipal Budget	
Assessment of Taxes	6,343.00	Delinquent Tax & Lien Collections		County Taxes .35 *	
Collection of Taxes	10,237.00	Business Personalty Replacement Taxes		County Library Taxes .02	
Planning, Housing & Development	5,373.00	Taxes from Public Utilities		Local Municipal Purpose Taxes .29	
Human Resources	14,790.14	Other Miscellaneous Tax Revenues		Veteran & Senior Citizen Taxes	
Elections	5,250.00	State Aid Revenues		Total Taxes for Rate Computation 1.51	
General Administration (other)	123,305.00	Federal Aid Revenues		Special District Taxes	
JUDICIARY		State and Local Fiscal Assistance Act Utilized		Bank Corp. Taxes	
Municipal Courts	11,131.00	Sale of Acquired Property		Added and Omitted Taxes	
PUBLIC SAFETY		Other Miscellaneous Revenues		Total Taxes Levied - ABSTRACT	
Fire Protection	3,798.12	Total		Total Taxes Billed	
Police Protection	105,034.65	Prior Years Surplus Appropriated		1988 TAXES COLLECTED	
Civil Defense & Disaster Control	1,159.00	REVENUES TOTAL		1988 Taxes Cancelled, Abated or Adjusted	
Environmental Inspection & Control	7,093.00	Reserve For Uncollected Taxes		Transfer to Tax Title Liens or Foreclosed	
Other Public Safety		CAPITAL OUTLAY TOTAL		Balance Outstanding Dec. 31, 1988	
PUBLIC WORKS				PRIOR YEARS TAXES OUTSTANDING	
Streets and Drainage	10,915.00	Public Enterprises		Balance January 1, 1988	
Sewers and Sewage Processing		Recreation—Culture		Collected in 1988	
Garbage and Trash Disposal	105,560.00	Public Works		Cancelled, Abated or Adjusted 1988	
Public Buildings and Grounds	12,594.00	Buildings and Grounds		Transfers to Tax Title Liens or Foreclosed	
Other Public Works	5,397.00	Library and Education		Balance December 31, 1988	
HEALTH and WELFARE		Conservation		TAX TITLE LIENS OUTSTANDING	
Health Services Except Environmental	200.00	All Other		Balance January 1, 1988	
Welfare-Public Assistance	323.00	CAPITAL DEBT AUTHORIZED, DECEMBER 31, 1988		Transfer From Taxes	
Hospitals, Clinics, First Aid		ISSUED AND UNISSUED GROSS DEBT		Redeemed in 1988	
Animal, Insect, & Rodent Control		NET DEBT		Cancelled, Abated or Adjusted (1988)	
Other Welfare Services		School 110,335		Transfers to Foreclosed Property	
RECREATION and CONSERVATION		Self-liquidating 321,740		Balance December 31, 1988	
Beaches and Boardwalks	15,101.00	Other 244,199		PROPERTY ACQUIRED BY DEED OR	
Parks, Playgrounds, Shade Trees	2,750.00	Total 676,275		FORECLOSURE	
Land Reclamation & Conservation	34,234.00	ISSUED AND OUTSTANDING		Balance January 1, 1988	
Other Recreational Services	2,000.00	School 110,335.63		Transfers From Taxes or Liens	
EDUCATION (excluding schools)		Self-Liquidating 321,740.00		Sale for Cash (1988)	
Libraries	575.00	Other 193,199.35		Cancelled, Abated or Adjusted (1988)	
Other Educational Services		Total 625,275.03		Balance December 31, 1988	
STATUTORY EXPENDITURES		EQUALIZED VALUATION BASIS		CURRENT FINANCES DECEMBER 31, 1988	
Pensions & F. I. C. A.	24,691.35	FOR NET DEBT COMPUTATION		ASSETS	
Employee Fringe Benefits	11,000.00	REAL PROPERTY VALUATIONS		Cash Dec. 31, 1988	
Other Statutory Expenditures		Code Class # of Parcels % VAL'N		Taxes Receivable	
CETA And Other Public Employment Programs		1 Vacant Land 133 7.92		Tax Title Liens	
MUNICIPAL FUNCTIONS TOTAL	546,596.12	2 Residential 717 34.54		Foreclosed Property	
CAPITAL IMPROVEMENTS *MEMO*	30,000.00	3 Farm		Emergencies & Other Deferred Charges	
DEBT SERVICE		4a Commercial 24 7.28		State and Federal Aid Receivable	
Principal Payments	51,152.65	4b Industrial		Other Receivables	
Interest Payments	7,942.45	4c Apartments 1 .25		Total	
DEFERRED CHARGES	10,320.00	Total 875		LIABILITIES, RESERVES, AND SURPLUS	
SCHOOL, COUNTY, SPECIAL DISTRICT TAXES	1,351,709.09	Land Area .60 Sq. Miles		Cash Liabilities	
RESERVE FOR UNCOLLECTED TAXES	105,399.19	Net Valuation Taxable-Municipal		Reserves for Receivables	
EXPENDITURES TOTAL	2,073,119.50	Net Valuation Taxable-County		Surplus Dec. 31, 1988	
		State Equalized Valuation		Total	
		State Equalization Ratio			

*Includes County Health Service Taxes or County Vocational School Taxes. See Table 13.

1511

Population 1980 25,644
 Population 1988 31,669
 S & P Rating
 Moody Rating BAA

General Tax Rate Per \$100

1.63

State Equalized Tax Rate

1.35

JACKSON TOWNSHIP — OCEAN COUNTY

Form of Government:

Township Committee

Number of Members on Governing Body — 5

PER CAPITA:

Gross Debt

Net Debt

Debt Service

Total Tax Levy

Municipal Expenditures

31.49

862.40

442.97

PER CENT:

Gross Debt

Net Debt

Tax Levy Collected

Tax Levy Cancelled, Abated

or Adjusted

91.36

2.57

EXPENDITURES		REVENUES-REALIZED		1988 PROPERTY TAX	
GENERAL GOVERNMENT		STATE EQUALIZED TAX RATE		Local District School Taxes	
Governing Body & Public Boards	500.00	1988 Property Taxes Collected		24,922,679.43	13,669,670.12
Municipal Clerk		1988 Payments in Lieu of Taxes		18,160.00	
Financial Administration	137,838.79	Delinquent Tax & Lien Collections		2,545,039.63	
Assessment of Taxes	359,418.60	Business Personalty Replacement Taxes		128,903.63	
Collection of Taxes	184,226.65	Taxes from Public Utilities		1,639,071.00	
Planning, Housing & Development	293,516.59	Other Miscellaneous Tax Revenues			
Human Resources	160,134.79	State Aid Revenues		751,396.72	
Elections	5,100.00	Federal Aid Revenues			
General Administration (other)	1,189,041.90	State and Local Fiscal Assistance Act Utilized		6,713.09	
JUDICIARY		Sale of Acquired Property		44,267.00	
Municipal Courts	105,132.66	Other Miscellaneous Revenues		1,360,146.32	
PUBLIC SAFETY		Total		31,916,231.92	
Fire Protection		Prior Years Surplus Appropriated		1,429,776.55	
Police Protection	2,921,949.10	REVENUES		33,346,553.43	
Civil Defense & Disaster Control	10,225.00	Reserve For Uncollected Taxes		2,319,600.00	
Environmental Inspection & Control	333,721.56	CAPITAL OUTLAY		1,225,570.53	
Other Public Safety		TOTAL			
PUBLIC WORKS		Public Enterprises			
Streets and Drainage	531,250.00	Recreation—Culture		150,764.16	
Sewers and Sewage Processing	37,000.00	Public Works		713,652.93	
Garbage and Trash Disposal	481,000.00	Buildings and Grounds		357,184.33	
Public Buildings and Grounds	321,033.27	Library and Education		3,963.51	
Other Public Works	893,436.64	Conservation			
HEALTH and WELFARE		All Other			
Health Services Except Environmental	50,035.00	CAPITAL DEBT AUTHORIZED, DECEMBER 31, 1988			
Welfare-Public Assistance	99,610.90	ISSUED AND UNISSUED			
Hospitals, Clinics, First Aid	42,600.00	GROSS DEBT			
Animal, Insect, & Rodent Control	47,100.00	NET DEBT			
Other Welfare Services		School			
RECREATION and CONSERVATION		Self-Liquidating			
Beaches and Boardwalks		Other			
Parks, Playgrounds, Shade Trees	250.00	Total			
Land Reclamation & Conservation	153,276.77	ISSUED AND OUTSTANDING			
Other Recreational Services	232,309.45	School			
EDUCATION (excluding schools)		Self-Liquidating			
Libraries		Other			
Other Educational Services	35.00	Total			
STATUTORY EXPENDITURES		EQUALIZED VALUATION BASIS			
Pensions & F. I. C. A.	836,316.03	FOR NET DEBT COMPUTATION		1,011,755.313	
Employee Fringe Benefits	843,211.03	REAL PROPERTY VALUATIONS			
Other Statutory Expenditures	627.82	Code Class # of Parcels % VAL'N			
CETA And Other Public Employment Programs		1 Vacant Land 3435 13.61		207,362,930.00	
MUNICIPAL FUNCTIONS		2 Residential 3575 70.02		1,066,479,350.00	
TOTAL	10,335,617.52	3 Farm 164 .59		5,945,400.00	
CAPITAL IMPROVEMENTS	*MEMO*	4a Commercial 173 12.36		195,815,700.00	
DEBT SERVICE		4b Industrial 53 1.22		18,529,700.00	
Principal Payments	325,250.93	4c Apartments 14 1.71		26,008,000.00	
Interest Payments	672,031.56	Total 12416		1,523,141,530.00	
DEFERRED CHARGES	375,900.97	Land Area 100.30 Sq. Miles			
SCHOOL, COUNTY, SPECIAL DISTRICT TAXES	19,345,290.01	Net Valuation Taxable-Municipal		1,531,736,203	
RESERVE FOR UNCOLLECTED TAXES	2,319,600.00	Net Valuation Taxable-County		1,079,632,295	
EXPENDITURES		State Equalized Valuation		1,390,805,766	
TOTAL	33,873,741.04	State Equalization Ratio		110.20	

*Includes County Health Service Taxes or County Vocational School Taxes. See Table 13.

1208

Population 1980 4,114
 Population 1988 4,850
 S & P Rating
 Moody Rating BAA1

General Tax Rate Per \$100.

3.14

State Equalized Tax Rate

2.11

JAMESBURG BOROUGH - MIDDLESEX CO.**Form of Government:****Borough Council****Number of Members on Governing Body - 6**

PER CAPITA:

Gross Debt 262.70

Net Debt 262.70

Debt Service 8.86

Total Tax Levy 818.09

Municipal Expenditures 382.11

PER CENT:

Gross Debt .94

Net Debt .94

Tax Levy Collected 94.41

Tax Levy Cancelled, Abated

or Adjusted .38

EXPENDITURES		REVENUES-REALIZED		1988 PROPERTY TAX	
GENERAL GOVERNMENT				STATE EQUALIZED TAX RATE	
Governing Body & Public Boards		1988 Property Taxes Collected	3,755,484.80	Local District School Taxes 1.24	2,176,915.00
Municipal Clerk		1988 Payments in Lieu of Taxes		Regional & Consolidated School Tax	
Financial Administration	31,250.00	Delinquent Tax & Lien Collections	171,656.93	School Taxes in Municipal Budget	
Assessment of Taxes	24,600.00	Business Personalty Replacement Taxes	36,795.80	County Taxes .38	665,552.69
Collection of Taxes	22,528.00	Taxes from Public Utilities	226,919.00	County Library Taxes	
Planning, Housing & Development	15,100.00	Other Miscellaneous Tax Revenues		Local Municipal Purpose Taxes .50	872,715.70
Human Resources	35,735.33	State Aid Revenues	105,978.10	Veteran & Senior Citizen Taxes	33,300.00
Elections	1,900.00	Federal Aid Revenues		Total Taxes for Rate Computation 2.12	3,748,483.39
General Administration (other)	244,700.00	State and Local Fiscal Assistance Act Utilized		Special District Taxes	144,179.00
JUDICIARY		Sale of Acquired Property		Bank Corp. Taxes	
Municipal Courts	20,350.00	Other Miscellaneous Revenues	254,634.28	Added and Omitted Taxes	108,385.96
PUBLIC SAFETY		Total	4,551,518.91	Total Taxes Levied - ABSTRACT	3,967,748.35
Fire Protection	3,375.00	Prior Years Surplus Appropriated	215,000.00	Total Taxes Billed	3,988,388.79
Police Protection	324,851.62	REVENUES TOTAL	4,776,518.91	1988 TAXES COLLECTED	3,765,484.80
Civil Defense & Disaster Control		Reserve For Uncollected Taxes	316,200.09	1988 Taxes Cancelled, Abated or Adjusted	15,138.51
Environmental Inspection & Control	54,522.00	CAPITAL OUTLAY TOTAL	260,165.77	Transfer to Tax Title Liens or Foreclosed	984.27
Other Public Safety				Balance Outstanding Dec. 31, 1988	206,781.21
PUBLIC WORKS				PRIOR YEARS TAXES OUTSTANDING	
Streets and Drainage	64,475.00	Public Enterprises		Balance January 1, 1988	190,741.65
Sewers and Sewage Processing	124,413.00	Recreation—Culture		Collected in 1988	171,656.93
Garbage and Trash Disposal	223,000.00	Public Works	45,150.46	Cancelled, Abated or Adjusted 1988	135.00
Public Buildings and Grounds	16,500.00	Buildings and Grounds	215,015.31	Transfers to Tax Title Liens or Foreclosed	
Other Public Works	9,550.00	Library and Education		Balance December 31, 1988	18,949.72
HEALTH and WELFARE		Conservation		TAX TITLE LIENS OUTSTANDING	
Health Services Except Environmental	6,522.00	All Other		Balance January 1, 1988	6,444.24
Welfare-Public Assistance	4,725.00			Transfer From Taxes	984.27
Hospitals, Clinics, First Aid		CAPITAL DEBT AUTHORIZED, DECEMBER 31, 1988		Redeemed in 1988	
Animal, Insect, & Rodent Control	5,000.00	ISSUED AND UNISSUED GROSS DEBT NET DEBT		Cancelled, Abated or Adjusted (1988)	
Other Welfare Services	100.00	School		Transfers to Foreclosed Property	
RECREATION and CONSERVATION		Self-liquidating		Balance December 31, 1988	7,428.51
Beaches and Boardwalks		Other	1,274,118	PROPERTY ACQUIRED BY DEED OR FORECLOSURE	
Parks, Playgrounds, Shade Trees	450.00	Total	1,274,118	Balance January 1, 1988	21,500.00
Land Reclamation & Conservation	21,500.00	ISSUED AND OUTSTANDING		Transfers From Taxes or Liens	
Other Recreational Services	11,200.00	School		Sale for Cash (1988)	
EDUCATION (excluding schools)		Self-Liquidating		Cancelled, Abated or Adjusted (1988)	
Libraries	41,725.00	Other	1,167,000.00	Balance December 31, 1988	21,500.00
Other Educational Services		Total	1,167,000.00	CURRENT FINANCES DECEMBER 31, 1988	
STATUTORY EXPENDITURES		EQUALIZED VALUATION BASIS		ASSETS	
Pensions & F. I. C. A	115,053.91	FOR NET DEBT COMPUTATION	135,563,680	Cash Dec. 31, 1988	2,041,200.73
Employee Fringe Benefits		REAL PROPERTY VALUATIONS		Taxes Receivable	225,730.93
Other Statutory Expenditures	4,100.00	Code Class # of Parcels % VAL'N		Tax Title Liens	7,428.51
CETA And Other Public Employment Programs		1 Vacant Land 347 4.62	5,403,000.00	Foreclosed Property	21,500.00
MUNICIPAL FUNCTIONS TOTAL	1,427,736.91	2 Residential 1176 76.86	39,922,800.00	Emergencies & Other Deferred Charges	54,000.00
CAPITAL IMPROVEMENTS *MEMO*	45,000.00	3 Farm		State and Federal Aid Receivable	8,484.94
DEBT SERVICE		4a Commercial 79 11.55	13,510,200.00	Other Receivables	103,416.52
Principal Payments	40,000.00	4b Industrial 2 .33	971,300.00	Total	2,461,761.63
Interest Payments	2,992.50	4c Apartments 13 6.14	7,183,100.00	LIABILITIES, RESERVES, AND SURPLUS	
		Total 1617	116,990,400.00	Cash Liabilities	1,311,744.74
DEFERRED CHARGES	66,235.11	Land Area .87 Sq. Miles		Reserves for Receivables	358,075.96
SCHOOL, COUNTY, SPECIAL DISTRICT TAXES	2,986,646.59	Net Valuation Taxable-Municipal	118,654,521	Surplus Dec. 31, 1988	791,940.93
RESERVE FOR UNCOLLECTED TAXES	316,200.09	Net Valuation Taxable-County	165,545,951	Total	2,461,761.63
EXPENDITURES TOTAL	4,839,851.30	State Equalized Valuation	175,395,039		
		State Equalization Ratio	67.34		

Form of Government:

Mayor-Council Plan E (OMCL 50)

Number of Members on Governing Body - 5

Population 1980 16,413
 Population 1988 17,007
 S & P Rating
 Moody Rating BAA1

General Tax Rate Per \$100. 6.07
 State Equalized Tax Rate 1.48

PER CAPITA:

Gross Debt 437.39
 Net Debt 104.31
 Debt Service 26.50
 Total Tax Levy 1,041.32
 Municipal Expenditures 420.04

PER CENT:

Gross Debt 1.03
 Net Debt .22
 Tax Levy Collected 96.75
 Tax Levy Cancelled, Abated or Adjusted .03

EXPENDITURES		REVENUES-REALIZED		1988 PROPERTY TAX	
GENERAL GOVERNMENT				STATE EQUALIZED TAX RATE 1.48	
Governing Body & Public Boards	126,829.00	1988 Property Taxes Collected	17,130,584.47	Local District School Taxes	9,707,752.00
Municipal Clerk		1988 Payments in Lieu of Taxes	4,514.63	Regional & Consolidated School Tax	
Financial Administration	274,627.00	Delinquent Tax & Lien Collections	423,919.30	School Taxes in Municipal Budget	
Assessment of Taxes	466,896.00	Business Personalty Replacement Taxes	53,152.56	County Taxes	2,209,519.29
Collection of Taxes	114,306.00	Taxes from Public Utilities	1,303,062.00	County Library Taxes	52,054.02
Planning, Housing & Development	56,325.00	Other Miscellaneous Tax Revenues		Local Municipal Purpose Taxes	2,355,560.00
Human Resources	36,738.36	State Aid Revenues	297,908.92	Veteran & Senior Citizen Taxes	126,650.00
Elections		Federal Aid Revenues	597.30	Total Taxes for Rate Computation	14,951,535.31
General Administration (other)	913,043.00	State and Local Fiscal Assistance Act Utilized	10,532.36	Special District Taxes	2,419,630.00
JUDICIARY		Sale of Acquired Property	693,774.19	Bank Corp. Taxes	29,740.33
Municipal Courts	53,321.19	Other Miscellaneous Revenues	20,428,054.23	Added and Omitted Taxes	443,733.30
PUBLIC SAFETY		Total	377,000.00	Total Taxes Levied - ABSTRACT	17,713,195.49
Fire Protection	157,156.80	Prior Years Surplus Appropriated	21,305,054.23	Total Taxes Billed	17,705,595.37
Police Protection	1,473,998.00	REVENUES TOTAL	753,803.11	1988 TAXES COLLECTED	17,130,534.47
Civil Defense & Disaster Control	2,575.00	Reserve For Uncollected Taxes	2,234,127.52	1988 Taxes Cancelled, Abated or Adjusted	5,653.97
Environmental Inspection & Control	96,327.00	CAPITAL OUTLAY TOTAL	1,537,993.18	Transfer to Tax Title Liens or Foreclosed	6,071.39
Other Public Safety		Public Enterprises	679,976.34	Balance Outstanding Dec. 31, 1988	563,235.04
PUBLIC WORKS		Recreation—Culture	16,153.00	PRIOR YEARS TAXES OUTSTANDING	
Streets and Drainage	996,638.00	Public Works		Balance January 1, 1988	399,403.92
Sewers and Sewage Processing		Buildings and Grounds		Collected in 1988	393,604.11
Garbage and Trash Disposal	130,925.00	Library and Education		Cancelled, Abated or Adjusted 1988	304.31
Public Buildings and Grounds		Conservation		Transfers to Tax Title Liens or Foreclosed	
Other Public Works		All Other		Balance December 31, 1988	
HEALTH and WELFARE		CAPITAL DEBT AUTHORIZED, DECEMBER 31, 1988		TAX TITLE LIENS OUTSTANDING	
Health Services Except Environmental	131,560.60	ISSUED AND UNISSUED		Balance January 1, 1988	72,739.34
Welfare-Public Assistance	34,714.00	SCHOOL	1,656,037	Transfer From Taxes	5,071.39
Hospitals, Clinics, First Aid		Self-liquidating	4,850,533	Redeemed in 1988	25,271.52
Animal, Insect, & Rodent Control	23,491.00	Other	1,782,475	Cancelled, Abated or Adjusted (1988)	
Other Welfare Services		Total	3,239,045	Transfers to Foreclosed Property	9,193.10
RECREATION and CONSERVATION		ISSUED AND OUTSTANDING		Balance December 31, 1988	43,397.11
Beaches and Boardwalks		SCHOOL	1,656,037.00	PROPERTY ACQUIRED BY DEED OR FORECLOSURE	
Parks, Playgrounds, Shade Trees	2,310.00	Self-Liquidating	4,850,533.00	Balance January 1, 1988	434,700.90
Land Reclamation & Conservation	157,310.00	Other	3,315,975.00	Transfers From Taxes or Liens	9,193.10
Other Recreational Services		Total	9,322,545.00	Sale for Cash (1988)	10,532.86
EDUCATION (excluding schools)		EQUALIZED VALUATION BASIS		Cancelled, Abated or Adjusted (1988)	4,367.14
Libraries	84,772.00	FOR NET DEBT COMPUTATION	801,835,002	Balance December 31, 1988	429,000.00
Other Educational Services	7,900.00	REAL PROPERTY VALUATIONS		CURRENT FINANCES DECEMBER 31, 1988	
STATUTORY EXPENDITURES		Code Class # of Parcels % VAL'N	ASSESSED VALUATION	ASSETS	
Pensions & F. I. C. A.	436,275.00	1 Vacant Land 1630 8.00	19,435,820.00	Cash Dec. 31, 1988	2,098,675.76
Employee Fringe Benefits		2 Residential 6051 34.76	205,992,300.00	Taxes Receivable	563,235.04
Other Statutory Expenditures		3 Farm 17 .23	554,500.00	Tax Title Liens	43,397.11
CETA And Other Public Employment Programs	5,839,007.95	4a Commercial 166 6.28	15,269,100.00	Foreclosed Property	429,000.00
MUNICIPAL FUNCTIONS TOTAL	19,000.00	4b Industrial 6 .21	518,600.00	Emergencies & Other Deferred Charges	405,500.30
CAPITAL IMPROVEMENTS *MEMO*		4c Apartments 7 .52	1,263,500.00	State and Federal Aid Receivable	98,500.00
DEBT SERVICE		Total 7877	243,033,820.00	Other Receivables	356,663.19
Principal Payments	253,775.00	Land Area 41.20 Sq. Miles		Total	3,995,021.39
Interest Payments	191,965.04	Net Valuation Taxable-Municipal	244,567,134	LIABILITIES, RESERVES, AND SURPLUS	
DEFERRED CHARGES	100,143.00	Net Valuation Taxable-County	940,377,437	Cash Liabilities	1,110,020.49
SCHOOL, COUNTY, SPECIAL DISTRICT TAXES	14,388,955.31	State Equalized Valuation	998,390,656	Reserves for Receivables	1,392,345.33
RESERVE FOR UNCOLLECTED TAXES	753,803.11	State Equalization Ratio	24.33	Surplus Dec. 31, 1988	1,492,655.57
EXPENDITURES TOTAL	21,532,654.41			Total	3,995,021.39

0906

JERSEY CITY CITY - HUDSON COUNTY

Form of Government:

Mayor-Council Plan C (OMCL 50)

Number of Members on Governing Body - 9

PER CAPITA:

Gross Debt	1,618.33
Net Debt	384.20
Debt Service	76.03
Total Tax Levy	808.88
Municipal Expenditures	959.84

PER CENT:

Gross Debt	7.24
Net Debt	1.72
Tax Levy Collected	89.35
Tax Levy Cancelled, Abated or Adjusted	

General Tax Rate Per \$100.

3.05

State Equalized Tax Rate

2.43

EXPENDITURES		REVENUES-REALIZED		1988 PROPERTY TAX	
GENERAL GOVERNMENT		1988 Property Taxes Collected		STATE EQUALIZED TAX RATE	
Governing Body & Public Boards	666,835.00	156,698,021.58		Local District School Taxes .74	
Municipal Clerk	333,571.00	9,653,539.14		Regional & Consolidated School Tax	
Financial Administration	2,209,446.19	10,632,426.70		School Taxes in Municipal Budget .05	
Assessment of Taxes	794,122.00	6,628,210.73		County Taxes .48 *	
Collection of Taxes	691,275.00	28,542,524.00		County Library Taxes	
Planning, Housing & Development	1,601,259.00	57,630.29		Local Municipal Purpose Taxes 1.21	
Human Resources	5,333,033.00	35,434,223.18		Veteran & Senior Citizen Taxes	
Elections	56,050.00	456,878.00		Total Taxes for Rate Computation 2.48	
General Administration (other)	12,914,411.96	2,115.00		Special District Taxes	
JUDICIARY		State and Local Fiscal Assistance Act Utilized		Bank Corp. Taxes	
Municipal Courts	2,900,345.00	Sale of Acquired Property		Added and Omitted Taxes	
PUBLIC SAFETY		Other Miscellaneous Revenues		Total Taxes Levied - ABSTRACT	
Fire Protection	31,130,038.00	27,607,536.44		Total Taxes Billed	
Police Protection	40,620,552.00	Total		1988 TAXES COLLECTED	
Civil Defense & Disaster Control	60,596.00	275,763,205.06		1988 Taxes Cancelled, Abated or Adjusted	
Environmental Inspection & Control	255,300.00	Prior Years Surplus Appropriated		Transfer to Tax Title Liens or Foreclosed	
Other Public Safety	1,017,904.00	3,347,091.00		Balance Outstanding Dec. 31, 1988	
PUBLIC WORKS		REVENUES TOTAL		PRIOR YEARS TAXES OUTSTANDING	
Streets and Drainage	8,463,833.40	28,920,984.31		Balance January 1, 1988	
Sewers and Sewage Processing	18,541,951.21	Public Enterprises		Collected in 1988	
Garbage and Trash Disposal		6,803,377.90		Cancelled, Abated or Adjusted 1988	
Public Buildings and Grounds	803,130.00	Recreation—Culture		Transfers to Tax Title Liens or Foreclosed	
Other Public Works	1,650,411.00	440,152.89		Balance December 31, 1988	
HEALTH and WELFARE		Public Works		TAX TITLE LIENS OUTSTANDING	
Health Services Except Environmental	9,291,277.00	11,019,836.23		Balance January 1, 1988	
Welfare-Public Assistance	4,145,000.00	Buildings and Grounds		Transfer From Taxes	
Hospitals, Clinics, First Aid		5,432,982.01		Redeemed in 1988	
Animal, Insect, & Rodent Control	80,203.00	Library and Education		Cancelled, Abated or Adjusted (1988)	
Other Welfare Services	1,246,064.00	5,224,635.28		Transfers to Foreclosed Property	
RECREATION and CONSERVATION		Conservation		Balance December 31, 1988	
Beaches and Boardwalks		All Other		PROPERTY ACQUIRED BY DEED OR FORECLOSURE	
Parks, Playgrounds, Shade Trees		CAPITAL DEBT AUTHORIZED, DECEMBER 31, 1988		Balance January 1, 1988	
Land Reclamation & Conservation	32,191.00	ISSUED AND UNISSUED		Transfers From Taxes or Liens	
Other Recreational Services	60,035.00	GROSS DEBT		Sale for Cash (1988)	
EDUCATION (excluding schools)		NET DEBT		Cancelled, Abated or Adjusted (1988)	
Libraries	4,107,000.00	SCHOOL		Transfers to Foreclosed Property	
Other Educational Services	33,435.45	Self-Liquidating		Balance December 31, 1988	
STATUTORY EXPENDITURES		Other		CURRENT FINANCES DECEMBER 31, 1988	
Pensions & F. I. C. A.	15,110,815.00	Total		ASSETS	
Employee Fringe Benefits	11,472,862.00	ISSUED AND OUTSTANDING		Cash Dec. 31, 1988	
Other Statutory Expenditures		SCHOOL		Taxes Receivable	
CETA And Other Public Employment Programs		Self-Liquidating		Tax Title Liens	
MUNICIPAL FUNCTIONS TOTAL	176,173,121.21	Other		Foreclosed Property	
CAPITAL IMPROVEMENTS *MEMO*	740,000.00	Total		Emergencies & Other Deferred Charges	
DEBT SERVICE		EQUALIZED VALUATION BASIS		State and Federal Aid Receivable	
Principal Payments	4,350,000.00	FOR NET DEBT COMPUTATION		Other Receivables	
Interest Payments	12,176,658.00	REAL PROPERTY VALUATIONS		Total	
TYPE I SCHL DEBT *MEMO	9,216,330.00	Code Class # of Parcels % VAL'N		LIABILITIES, RESERVES, AND SURPLUS	
DEFERRED CHARGES	852,762.00	1 Vacant Land 4345 9.73		Cash Liabilities	
SCHOOL, COUNTY, SPECIAL DISTRICT TAXES	88,642,738.32	2 Residential 27303 48.60		Reserves for Receivables	
RESERVE FOR UNCOLLECTED TAXES	15,097,949.00	3 Farm		Surplus Dec. 31, 1988	
EXPENDITURES TOTAL	297,293,278.53	4a Commercial 3597 16.35		Total	
		4b Industrial 936 16.32			
		4c Apartments 1987 9.01			
		Total 38218			
		Land Area 14.65 Sq. Miles			
		Net Valuation Taxable-Municipal			
		Net Valuation Taxable-County			
		State Equalized Valuation			
		State Equalization Ratio			

1987/3000

* ABOVE DEBT SERVICE INCLUDES TYPE I SCHOOL DEBT

308

*Includes County Health Service Taxes or County Vocational School Taxes. See Table 13.

Population 1980 10,613
 Population 1988 10,645
 S & P Rating AAA
 Moody Rating BAA

General Tax Rate Per \$100. 5.02
 State Equalized Tax Rate 1.98

KEANSBURG BOROUGH - MONMOUTH CO.

Form of Government:

Council-Manager Plan B (OMCL 50)

Number of Members on Governing Body - 5

PER CAPITA:

Gross Debt 394.35
 Net Debt 342.58
 Debt Service 39.35
 Total Tax Levy 539.13
 Municipal Expenditures 516.14

PER CENT:

Gross Debt 1.85
 Net Debt 1.61
 Tax Levy Collected 38.95
 Tax Levy Cancelled, Abated or Adjusted

EXPENDITURES		REVENUES-REALIZED		1988 PROPERTY TAX	
GENERAL GOVERNMENT				STATE EQUALIZED TAX RATE .95	
Governing Body & Public Boards	14,000.20	1988 Property Taxes Collected 5,102,509.93		Local District School Taxes	2,723,203.75
Municipal Clerk	55,732.82	1988 Payments in Lieu of Taxes		Regional & Consolidated School Tax	
Financial Administration		Delinquent Tax & Lien Collections 514,872.31		School Taxes in Municipal Budget	
Assessment of Taxes	19,654.00	Business Personalty Replacement Taxes 51,827.16		County Taxes .35 *	1,010,924.37
Collection of Taxes	49,442.00	Taxes from Public Utilities 345,101.00		County Library Taxes .01	37,015.42
Planning, Housing & Development	100,175.00	Other Miscellaneous Tax Revenues		Local Municipal Purpose Taxes .56	1,905,370.93
Human Resources	253,338.93	State Aid Revenues 503,333.75		Veteran & Senior Citizen Taxes	86,650.00
Elections		Federal Aid Revenues		Total Taxes for Rate Computation 1.97	5,763,159.97
General Administration (other)	564,952.31	State and Local Fiscal Assistance Act Utilized 237.90		Special District Taxes	
JUDICIARY		Sale of Acquired Property		Bank Corp. Taxes	2,434.91
Municipal Courts	82,436.84	Other Miscellaneous Revenues		Added and Omitted Taxes	60,025.39
PUBLIC SAFETY		Total 1,936,413.33		Total Taxes Levied - ABSTRACT	5,739,030.27
Fire Protection	143,350.36	Prior Years Surplus Appropriated 350,000.00		Total Taxes Billed	5,730,545.36
Police Protection	83,852.97	REVENUES TOTAL 3,864,300.33		1988 TAXES COLLECTED	5,102,509.93
Civil Defense & Disaster Control	5,710.00	Reserve For Uncollected Taxes 531,000.00		1988 Taxes Cancelled, Abated or Adjusted	
Environmental Inspection & Control	69,957.00	CAPITAL OUTLAY TOTAL 260,510.99		Transfer to Tax Title Liens or Foreclosed	
Other Public Safety				Balance Outstanding Dec. 31, 1988	634,035.43
PUBLIC WORKS		Public Enterprises		PRIOR YEARS TAXES OUTSTANDING	
Streets and Drainage	1,273,906.35	Recreation—Culture		Balance January 1, 1988	501,506.13
Sewers and Sewage Processing		Public Works 257,935.79		Collected in 1988	432,399.20
Garbage and Trash Disposal	446,738.59	Buildings and Grounds 2,575.20		Cancelled, Abated or Adjusted 1988	
Public Buildings and Grounds	236,897.37	Library and Education		Transfers to Tax Title Liens or Foreclosed	
Other Public Works	3,277.37	Conservation		Balance December 31, 1988	13,604.93
HEALTH and WELFARE		All Other		TAX TITLE LIENS OUTSTANDING	
Health Services Except Environmental	5,310.00	CAPITAL DEBT AUTHORIZED, DECEMBER 31, 1988		Balance January 1, 1988	79,440.94
Welfare-Public Assistance	52,311.61	ISSUED AND UNISSUED GROSS DEBT NET DEBT		Transfer From Taxes	
Hospitals, Clinics, First Aid		School 326,000		Redeemed in 1988	31,973.11
Animal, Insect, & Rodent Control		Self-liquidating 225,000		Cancelled, Abated or Adjusted (1988)	
Other Welfare Services		Other 3,646,305		Transfers to Foreclosed Property	
RECREATION and CONSERVATION		Total 4,197,305		Balance December 31, 1988	47,467.33
Beaches and Boardwalks		ISSUED AND OUTSTANDING		PROPERTY ACQUIRED BY DEED OR	
Parks, Playgrounds, Shade Trees		School 326,000.00		FORECLOSURE	
Land Reclamation & Conservation	35,000.00	Self-Liquidating 225,000.00		Balance January 1, 1988	543,100.00
Other Recreational Services	23,732.39	Other 2,972,000.00		Transfers From Taxes or Liens	
EDUCATION (excluding schools)		Total 3,523,000.00		Sale for Cash (1988)	
Libraries	9,634.65	EQUALIZED VALUATION BASIS		Cancelled, Abated or Adjusted (1988)	
Other Educational Services		FOR NET DEBT COMPUTATION 226,949,543		Balance December 31, 1988	543,100.00
STATUTORY EXPENDITURES		REAL PROPERTY VALUATIONS		CURRENT FINANCES DECEMBER 31, 1988	
Pensions & F. I. C. A.	269,443.03	Code Class # of Parcels % VAL'N ASSESSED VALUATION		ASSETS	
Employee Fringe Benefits	313,000.00	1 Vacant Land 292 2.03 2,237,150.00		Cash Dec. 31, 1988	341,354.71
Other Statutory Expenditures	3,600.00	2 Residential 2731 30.43 90,760,460.00		Taxes Receivable	652,642.35
CETA And Other Public Employment Programs		3 Farm		Tax Title Liens	47,467.53
MUNICIPAL FUNCTIONS TOTAL 4,126,539.34		4a Commercial 131 11.57 13,042,100.00		Foreclosed Property	543,100.00
CAPITAL IMPROVEMENTS *MEMO* 43,000.00		4b Industrial 3 .23 310,900.00		Emergencies & Other Deferred Charges	137,614.79
DEBT SERVICE		4c Apartments 53 5.65 6,367,800.00		State and Federal Aid Receivable	150,555.51
Principal Payments 190,000.00		Total 3265 112,775,410.00		Other Receivables	609,671.29
Interest Payments 228,833.67		Land Area .95 Sq. Miles		Total	2,986,036.49
DEFERRED CHARGES 367,922.96		Net Valuation Taxable-Municipal 113,117,565		LIABILITIES, RESERVES, AND SURPLUS	
SCHOOL, COUNTY, SPECIAL DISTRICT TAXES 3,771,149.04		Net Valuation Taxable-County 232,993,643		Cash Liabilities	639,799.01
RESERVE FOR UNCOLLECTED TAXES 581,000.00		State Equalized Valuation 296,719,529		Reserves for Receivables	1,357,331.43
EXPENDITURES TOTAL 9,265,445.01		State Equalization Ratio 39.33		Surplus Dec. 31, 1988	490,556.00
				Total	2,983,035.49

0907

Population 1980 35,735

Population 1988 33,764

S & P Rating

Moody Rating

A

General Tax Rate Per \$100.

3.01

State Equalized Tax Rate

1.85

KEARNY TOWN - HUDSON COUNTY

Form of Government:

Town Council

Number of Members on Governing Body - 9

PER CAPITA:

Gross Debt 942.59

Net Debt 604.30

Debt Service 54.29

Total Tax Levy 1,005.34

Municipal Expenditures 961.38

PER CENT:

Gross Debt .47

Net Debt .30

Tax Levy Collected 93.89

Tax Levy Cancelled, Abated
or Adjusted

EXPENDITURES		REVENUES-REALIZED		1988 PROPERTY TAX	
GENERAL GOVERNMENT				STATE EQUALIZED TAX RATE	
Governing Body & Public Boards		1988 Property Taxes Collected	31,758,563.61	Local District School Taxes	.89
Municipal Clerk		1988 Payments in Lieu of Taxes		Regional & Consolidated School Tax	
Financial Administration	364,571.00	Delinquent Tax & Lien Collections	987,984.91	School Taxes in Municipal Budget	.01
Assessment of Taxes	193,540.65	Business Personalty Replacement Taxes	2,268,536.56	County Taxes	.58
Collection of Taxes	190,613.00	Taxes from Public Utilities	13,770,364.00	County Library Taxes	
Planning, Housing & Development	49,714.00	Other Miscellaneous Tax Revenues		Local Municipal Purpose Taxes	.37
Human Resources	212,724.42	State Aid Revenues	3,357,441.63	Veteran & Senior Citizen Taxes	
Elections	19,745.00	Federal Aid Revenues		Total Taxes for Rate Computation	1.85
General Administration (other)	715,857.00	State and Local Fiscal Assistance Act Utilized	2,167.00	Special District Taxes	
JUDICIARY		Sole of Acquired Property		Bank Corp. Taxes	
Municipal Courts	514,934.92	Other Miscellaneous Revenues	7,682,192.74	Added and Omitted Taxes	
PUBLIC SAFETY		Total	60,327,250.45	Total Taxes Levied - ABSTRACT	
Fire Protection	5,433,849.20	Prior Years Surplus Appropriated		Total Taxes Billed	
Police Protection	6,703,116.37	REVENUES TOTAL	60,327,250.45	1988 TAXES COLLECTED	
Civil Defense & Disaster Control	5,400.00	Reserve For Uncollected Taxes	1,825,719.19	1988 Taxes Cancelled, Abated or Adjusted	
Environmental Inspection & Control	210,118.00	CAPITAL OUTLAY TOTAL	727,724.80	Transfer to Tax Title Liens or Foreclosed	
Other Public Safety	69,600.00			Balance Outstanding Dec. 31, 1988	2,065,770.29
PUBLIC WORKS				PRIOR YEARS TAXES OUTSTANDING	
Streets and Drainage	1,236,234.00	Public Enterprises		Balance January 1, 1988	1,213,736.44
Sewers and Sewage Processing	2,313,935.00	Recreation—Culture		Collected in 1988	957,026.12
Garbage and Trash Disposal	385,650.00	Public Works	691,389.23	Cancelled, Abated or Adjusted 1988	
Public Buildings and Grounds	214,478.00	Buildings and Grounds	36,335.52	Transfers to Tax Title Liens or Foreclosed	
Other Public Works	37,005.00	Library and Education		Balance December 31, 1988	256,710.32
HEALTH and WELFARE		Conservation		TAX TITLE LIENS OUTSTANDING	
Health Services Except Environmental	607,603.00	All Other		Balance January 1, 1988	312,337.54
Welfare—Public Assistance	194,252.00	CAPITAL DEBT AUTHORIZED, DECEMBER 31, 1988		Transfer From Taxes	
Hospitals, Clinics, First Aid		ISSUED AND UNISSUED		Redeemed in 1988	30,958.79
Animal, Insect, & Rodent Control		School	4,927,000	Cancelled, Abated or Adjusted (1988)	
Other Welfare Services		Self-liquidating	2,431,000	Transfers to Foreclosed Property	
RECREATION and CONSERVATION		Other	24,467,477	Balance December 31, 1988	281,378.75
Beaches and Boardwalks		Total	31,825,477	PROPERTY ACQUIRED BY DEED OR	
Parks, Playgrounds, Shade Trees				FORECLOSURE	
Land Reclamation & Conservation				Balance January 1, 1988	485,182.00
Other Recreational Services				Transfers From Taxes or Liens	
EDUCATION (excluding schools)				Sole for Cash (1988)	
Libraries	435,253.00	ISSUED AND OUTSTANDING		Cancelled, Abated or Adjusted (1988)	
Other Educational Services	5,250.00	School	4,927,000.00	Balance December 31, 1988	485,182.00
STATUTORY EXPENDITURES		Self-Liquidating	2,428,000.00	CURRENT FINANCES DECEMBER 31, 1988	
Pensions & F. I. C. A.	2,741,529.00	Other	23,416,000.00	ASSETS	
Employee Fringe Benefits	1,691,610.94	Total	30,771,000.00	Cash Dec. 31, 1988	14,961,317.02
Other Statutory Expenditures	10,000.00	EQUALIZED VALUATION BASIS		Taxes Receivable	2,322,480.61
CETA And Other Public Employment Programs		FOR NET DEBT COMPUTATION	1,474,051,769	Tax Title Liens	281,378.75
MUNICIPAL FUNCTIONS TOTAL	26,237,250.50	REAL PROPERTY VALUATIONS		Foreclosed Property	485,182.00
CAPITAL IMPROVEMENTS *MEMO*	35,000.00	Code Class # of Parcels % VAL'N	ASSESSED VALUATION	Emergencies & Other Deferred Charges	201,937.94
DEBT SERVICE		1 Vacant Land 251 2.91	31,846,800.00	State and Federal Aid Receivable	21,490.42
Principal Payments	250,000.00	2 Residential 6793 56.51	620,018,900.00	Other Receivables	1,725,017.25
Interest Payments	1,533,039.65	3 Farm		Total	19,998,803.99
TYPE I SCHL DEBT *MEMO	49,059.00	4a Commercial 579 11.71	128,228,100.00	LIABILITIES, RESERVES, AND SURPLUS	
DEFERRED CHARGES	2,514,033.52	4b Industrial 219 26.01	284,862,000.00	Cash Liabilities	15,612,627.86
SCHOOL, COUNTY, SPECIAL DISTRICT TAXES	26,762,140.61	4c Apartments 123 2.76	30,194,400.00	Reserves for Receivables	3,802,886.70
RESERVE FOR UNCOLLECTED TAXES	1,825,719.19	Total 7965	1,095,150,200.00	Surplus Dec. 31, 1988	583,289.43
EXPENDITURES TOTAL	59,222,233.47	Land Area 9.30 Sq. Miles		Total	19,998,803.99
		Net Valuation Taxable-Municipal	1,107,005,344		
		Net Valuation Taxable-County	1,503,299,686		
		State Equalized Valuation	1,795,525,396		
		State Equalization Ratio	61.43		

1987/3000

* ABOVE DEBT SERVICE INCLUDES TYPE I SCHOOL DEBT

*Includes County Health Service Taxes or County Vocational School Taxes. See Table 13.

2008

Population 1980 3,221
 Population 1988 7,987
 S & P Rating
 Moody Rating

General Tax Rate Per \$100.

1.43

State Equalized Tax Rate

1.60

KENILWORTH BOROUGH — UNION COUNTY

Form of Government:

Borough Council

Number of Members on Governing Body — 6

PER CAPITA:

Gross Debt 481.53
 Net Debt 410.53
 Debt Service 20.13
 Total Tax Levy 1,378.75
 Municipal Expenditures 587.68

PER CENT:

Gross Debt .59
 Net Debt .59
 Tax Levy Collected 90.52
 Tax Levy Cancelled, Abated or Adjusted 1.00

EXPENDITURES		REVENUES-REALIZED		1988 PROPERTY TAX	
GENERAL GOVERNMENT				STATE EQUALIZED TAX RATE — 1.60	
Governing Body & Public Boords		1988 Property Taxes Collected	10,652,254.42	Local District School Taxes .46	3,135,791.00
Municipal Clerk		1988 Payments in Lieu of Taxes		Regional & Consolidated School Tax .39	2,793,602.16
Financial Administration		Delinquent Tax & Lien Collections	130,823.49	School Taxes in Municipal Budget	
Assessment of Taxes	13,015.00	Business Personalty Replacement Taxes	451,695.40	County Taxes .35	2,377,319.01
Collection of Taxes	72,034.00	Taxes from Public Utilities	743,553.00	County Library Taxes	
Planning, Housing & Development	7,940.00	Other Miscellaneous Tax Revenues		Local Municipal Purpose Taxes .40	2,723,415.89
Human Resources	64,100.00	State Aid Revenues	95,449.70	Veteran & Senior Citizen Taxes	131,300.00
Elections		Federal Aid Revenues		Total Taxes for Rate Computation 1.60	11,126,923.06
General Administration (other)	471,290.00	State and Local Fiscal Assistance Act Utilized	647.77	Special District Taxes	
JUDICIARY		Sale of Acquired Property		Bank Corp. Taxes	3,120.34
Municipal Courts	39,920.00	Other Miscellaneous Revenues	495,475.42	Added and Omitted Taxes	8,368.00
PUBLIC SAFETY		Total	12,574,900.20	Total Taxes Levied - ABSTRACT	11,012,122.40
Fire Protection	140,122.00	Prior Years Surplus Appropriated	190,000.00	Total Taxes Billed	11,025,195.25
Police Protection	894,375.00	REVENUES TOTAL	12,764,900.20	1988 TAXES COLLECTED	10,552,254.42
Civil Defense & Disaster Control	3,350.00	Reserve For Uncollected Taxes	324,602.57	1988 Taxes Cancelled, Abated or Adjusted	110,342.09
Environmental Inspection & Control	22,220.00	CAPITAL OUTLAY TOTAL	719,321.22	Transfer to Tax Title Liens or Foreclosed	12,230.33
Other Public Safety				Balance Outstanding Dec. 31, 1988	250,367.91
PUBLIC WORKS				PRIOR YEARS TAXES OUTSTANDING	
Streets and Drainage	367,034.00	Public Enterprises		Balance January 1, 1988	188,514.13
Sewers and Sewage Processing	315,312.00	Recreation—Culture		Collected in 1988	130,323.49
Garbage and Trash Disposal	710,200.00	Public Works	560,873.92	Cancelled, Abated or Adjusted 1988	529.59
Public Buildings and Grounds	44,305.00	Buildings and Grounds	153,942.30	Transfers to Tax Title Liens or Foreclosed	63.30
Other Public Works	32,247.00	Library and Education		Balance December 31, 1988	57,097.75
HEALTH and WELFARE		Conservation		TAX TITLE LIENS OUTSTANDING	
Health Services Except Environmental	63,957.00	All Other		Balance January 1, 1988	32,135.53
Welfare-Public Assistance	2,420.00	CAPITAL DEBT AUTHORIZED, DECEMBER 31, 1988		Transfer From Taxes	12,294.13
Hospitals, Clinics, First Aid		ISSUED AND UNISSUED GROSS DEBT NET DEBT		Redeemed in 1988	
Animal, Insect, & Rodent Control	6,162.00	School 567,135		Cancelled, Abated or Adjusted (1988)	
Other Welfare Services		Self-Liquidating		Transfers to Foreclosed Property	
RECREATION and CONSERVATION		Other 3,279,275	3,279,275	Balance December 31, 1988	44,479.66
Beaches and Boardwalks		Total 3,846,410	3,279,275	PROPERTY ACQUIRED BY DEED OR FORECLOSURE	
Parks, Playgrounds, Shade Trees	36,625.00			Balance January 1, 1988	22,150.00
Land Reclamation & Conservation				Transfers From Taxes or Liens	
Other Recreational Services	13,330.00	ISSUED AND OUTSTANDING		Sale for Cash (1988)	
EDUCATION (excluding schools)		School 567,135.43		Cancelled, Abated or Adjusted (1988)	
Libraries	129,850.00	Self-Liquidating		Balance December 31, 1988	22,150.00
Other Educational Services		Other 1,830,400.00		CURRENT FINANCES DECEMBER 31, 1988	
STATUTORY EXPENDITURES		Total 2,397,535.43		ASSETS	
Pensions & F. I. C. A.	287,344.00	EQUALIZED VALUATION BASIS		Cash Dec. 31, 1988	3,510,019.42
Employee Fringe Benefits	211,500.00	FOR NET DEBT COMPUTATION	554,816.665	Taxes Receivable	307,465.66
Other Statutory Expenditures	4,200.00	REAL PROPERTY VALUATIONS		Tax Title Liens	44,479.66
CETA And Other Public Employment Programs		Code Class # of Parcels % VAL'N		Foreclosed Property	22,150.00
MUNICIPAL FUNCTIONS TOTAL	3,953,432.00	1 Vacant Land 144 1.28	9,868,500.00	Emergencies & Other Deferred Charges	286,000.00
CAPITAL IMPROVEMENTS *MEMO*	25,000.00	2 Residential 2446 53.07	408,229,500.00	State and Federal Aid Receivable	
DEBT SERVICE		3 Farm		Other Receivables	132,335.73
Principal Payments	117,519.39	4a Commercial 174 10.32	83,205,000.00	Total	4,302,450.47
Interest Payments	43,621.36	4b Industrial 151 34.83	267,970,000.00	LIABILITIES, RESERVES, AND SURPLUS	
DEFERRED CHARGES	254,568.56	4c Apartments		Cash Liabilities	3,198,583.43
SCHOOL, COUNTY, SPECIAL DISTRICT TAXES	8,272,212.17	Total 2915	769,273,000.00	Reserves for Receivables	504,657.96
RESERVE FOR UNCOLLECTED TAXES	324,602.57	Land Area 2.00 Sq. Miles		Surplus Dec. 31, 1988	599,209.03
EXPENDITURES TOTAL	12,966,006.05	Net Valuation Taxable-Municipal	770,407,500	Total	4,302,450.47
		Net Valuation Taxable-County	565,236,871		
		State Equalized Valuation	687,127,901		
		State Equalization Ratio	112.14		

Population 1980 7,413
 Population 1988 7,426
 S & P Rating
 Moody Rating A

General Tax Rate Per \$100. 3.65
 State Equalized Tax Rate 1.94

KEYPORT BOROUGH — MONMOUTH CO.

Form of Government:

Borough Council

Number of Members on Governing Body — 6

PER CAPITA:

Gross Debt 497.62
 Net Debt 239.74
 Debt Service 23.18
 Total Tax Levy 763.10
 Municipal Expenditures 438.91

PER CENT:

Gross Debt 1.71
 Net Debt .83
 Tax Levy Collected 94.48
 Tax Levy Cancelled, Abated or Adjusted .01

EXPENDITURES		REVENUES-REALIZED		1988 PROPERTY TAX	
GENERAL GOVERNMENT		1988 Property Taxes Collected		STATE EQUALIZED TAX RATE	
Governing Body & Public Boards	2,450.00	1988 Payments in Lieu of Taxes		Local District School Taxes 1.06	
Municipal Clerk		Delinquent Tax & Lien Collections		Regional & Consolidated School Tax	
Financial Administration	95,223.00	Business Personalty Replacement Taxes		School Taxes in Municipal Budget	
Assessment of Taxes	23,491.00	Taxes from Public Utilities		County Taxes .33	
Collection of Taxes	39,350.00	Other Miscellaneous Tax Revenues		County Library Taxes	
Planning, Housing & Development	55,401.00	State Aid Revenues		Local Municipal Purpose Taxes .56	
Human Resources	56,873.19	Federal Aid Revenues		Veteran & Senior Citizen Taxes	
Elections	2,215.50	State and Local Fiscal Assistance Act Utilized		Total Taxes for Rate Computation 1.95	
General Administration (other)	210,313.01	Sale of Acquired Property		Special District Taxes	
JUDICIARY		Other Miscellaneous Revenues		Bank Corp. Taxes	
Municipal Courts	41,256.24	Prior Years Surplus Appropriated		Added and Omitted Taxes	
PUBLIC SAFETY		REVENUES TOTAL		Total Taxes Levied - ABSTRACT	
Fire Protection	90,259.74	Reserve for Uncollected Taxes		Total Taxes Billed	
Police Protection	900,493.21	CAPITAL OUTLAY TOTAL		1988 TAXES COLLECTED	
Civil Defense & Disaster Control	3,859.00	Public Enterprises		1988 Taxes Cancelled, Abated or Adjusted	
Environmental Inspection & Control	53,230.00	Recreation—Culture		Transfer to Tax Title Liens or Foreclosed	
Other Public Safety		Public Works		Balance Outstanding Dec. 31, 1988	
PUBLIC WORKS		Buildings and Grounds		PRIOR YEARS TAXES OUTSTANDING	
Streets and Drainage	140,196.00	Library and Education		Balance January 1, 1988	
Sewers and Sewage Processing		Conservation		Collected in 1988	
Garbage and Trash Disposal	360,400.00	All Other		Cancelled, Abated or Adjusted 1988	
Public Buildings and Grounds	52,559.00	CAPITAL DEBT AUTHORIZED, DECEMBER 31, 1988		Transfers to Tax Title Liens or Foreclosed	
Other Public Works	22,900.00	ISSUED AND UNISSUED GROSS DEBT NET DEBT		Balance December 31, 1988	
HEALTH and WELFARE		School		TAX TITLE LIENS OUTSTANDING	
Health Services Except Environmental	63,908.34	Self-liquidating 1,915,000		Balance January 1, 1988	
Welfare-Public Assistance	29,158.00	Other 1,780,362		Transfer From Taxes	
Hospitals, Clinics, First Aid		Total 3,695,362		Redeemed in 1988	
Animal, Insect, & Rodent Control		ISSUED AND OUTSTANDING		Cancelled, Abated or Adjusted (1988)	
Other Welfare Services		School		Transfers to Foreclosed Property	
RECREATION and CONSERVATION		Self-Liquidating 1,915,000.00		Balance December 31, 1988	
Beaches and Boardwalks		Other 1,433,050.00		PROPERTY ACQUIRED BY DEED OR	
Parks, Playgrounds, Shade Trees	3,825.00	Total 3,348,050.00		FORECLOSURE	
Land Reclamation & Conservation	39,560.55	EQUALIZED VALUATION BASIS		Balance January 1, 1988	
Other Recreational Services	29,343.00	FOR NET DEBT COMPUTATION		Transfers From Taxes or Liens	
EDUCATION (excluding schools)		REAL PROPERTY VALUATIONS		Sale for Cash (1988)	
Libraries	50,000.00	Code Class # of Parcels % VAL'N ASSESSED VALUATION		Cancelled, Abated or Adjusted (1988)	
Other Educational Services	2,155.69	1 Vacant Land 271 2.76 3,986,500.00		Balance December 31, 1988	
STATUTORY EXPENDITURES		2 Residential 1692 66.98 96,879,500.00		CURRENT FINANCES DECEMBER 31, 1988	
Pensions & F. I. C. A.	196,479.95	3 Farm 20.23 29,263,800.00		ASSETS	
Employee Fringe Benefits	75,523.48	4a Commercial 6 2.36 4,136,600.00		Cash Dec. 31, 1988	
Other Statutory Expenditures	3,735.32	4b Industrial 13 7.17 10,376,300.00		Taxes Receivable	
CETA And Other Public Employment Programs		Total 2218 144,642,700.00		Tax Title Liens	
MUNICIPAL FUNCTIONS TOTAL	2,566,224.22	Land Area 1.40 Sq. Miles		Foreclosed Property	
CAPITAL IMPROVEMENTS *MEXO*	13,000.00	Net Valuation Taxable-Municipal		Emergencies & Other Deferred Charges	
DEBT SERVICE		Net Valuation Taxable-County		State and Federal Aid Receivable	
Principal Payments	104,950.00	State Equalized Valuation		Other Receivables	
Interest Payments	67,209.37	State Equalization Ratio		Total	
DEFERRED CHARGES	49,935.25			LIABILITIES, RESERVES, AND SURPLUS	
SCHOOL, COUNTY, SPECIAL DISTRICT TAXES	3,941,519.62			Cash Liabilities	
RESERVE FOR UNCOLLECTED TAXES	371,000.00			Reserves for Receivables	
EXPENDITURES TOTAL	7,200,838.46			Surplus Dec. 31, 1988	
				Total	

Population 1980 2,772
 Population 1988 3,000
 S & P Rating
 Moody Rating

General Tax Rate Per \$100. 3.13
 State Equalized Tax Rate 1.57

KINGWOOD TOWNSHIP — HUNTERDON CO.

Form of Government:

Township Committee

Number of Members on Governing Body — 3

PER CAPITA:
 Gross Debt 309.63
 Net Debt 9.50
 Debt Service
 Total Tax Levy 1,106.31
 Municipal Expenditures 345.43

PER CENT.
 Gross Debt .56
 Net Debt .02
 Tax Levy Collected 92.03
 Tax Levy Cancelled, Abated or Adjusted .13

EXPENDITURES		REVENUES-REALIZED		1988 PROPERTY TAX	
GENERAL GOVERNMENT				STATE EQUALIZED TAX RATE →	
Governing Body & Public Boards		1988 Property Taxes Collected	3,062,273.45	Local District School Taxes .65	1,331,084.00
Municipal Clerk		1988 Payments in Lieu of Taxes		Regional & Consolidated School Tax .41	331,157.09
Financial Administration	13,625.00	Delinquent Tax & Lien Collections	251,083.13	School Taxes in Municipal Budget	
Assessment of Taxes	79,900.00	Business Personalty Replacement Taxes	53,837.68	County Taxes .38	776,387.59
Collection of Taxes	14,027.24	Taxes from Public Utilities	177,382.00	County Library Taxes .02	38,794.68
Planning, Housing & Development	53,500.00	Other Miscellaneous Tax Revenues		Local Municipal Purpose Taxes .11	223,238.24
Human Resources		State Aid Revenues	20,374.53	Veteran & Senior Citizen Taxes	24,000.00
Elections	700.00	Federal Aid Revenues		Total Taxes for Rate Computation 1.57	3,224,661.60
General Administration (other)	109,605.66	State and Local Fiscal Assistance Act Utilized	503.12	Special District Taxes	
JUDICIARY		Sale of Acquired Property		Bank Corp. Taxes	5,605.65
Municipal Courts	18,000.00	Other Miscellaneous Revenues	276,861.73	Added and Omitted Taxes	112,669.93
PUBLIC SAFETY		Total	3,842,320.64	Total Taxes Levied - ABSTRACT	3,313,937.18
Fire Protection	39,631.68	Prior Years Surplus Appropriated	300,000.00	Total Taxes Billed	3,325,727.58
Police Protection	26,000.00	REVENUES TOTAL	4,142,320.64	1988 TAXES COLLECTED	3,062,273.45
Civil Defense & Disaster Control	1,500.00	Reserve For Uncollected Taxes	263,589.00	1988 Taxes Cancelled, Abated or Adjusted	6,142.17
Environmental Inspection & Control	42,777.60	CAPITAL OUTLAY TOTAL	31,316.31	Transfer to Tax Title Liens or Foreclosed	8,333.10
Other Public Safety				Balance Outstanding Dec. 31, 1988	242,423.86
PUBLIC WORKS				PRIOR YEARS TAXES OUTSTANDING	
Streets and Drainage	225,612.11	Public Enterprises		Balance January 1, 1988	273,519.10
Sewers and Sewage Processing	2,396.67	Recreation—Culture		Collected in 1988	246,535.63
Garbage and Trash Disposal		Public Works	14,452.76	Cancelled, Abated or Adjusted 1988	495.33
Public Buildings and Grounds	35,800.00	Buildings and Grounds	16,804.05	Transfers to Tax Title Liens or Foreclosed	
Other Public Works	142.83	Library and Education		Balance December 31, 1988	26,433.09
HEALTH and WELFARE		Conservation		TAX TITLE LIENS OUTSTANDING	
Health Services Except Environmental	24,670.00	All Other		Balance January 1, 1988	46,576.71
Welfare-Public Assistance	2,000.00	CAPITAL DEBT AUTHORIZED, DECEMBER 31, 1988		Transfer From Taxes	7,317.13
Hospitals, Clinics, First Aid		ISSUED AND UNISSUED		Redeemed in 1988	4,497.45
Animal, Insect, & Rodent Control		School	900,331	Cancelled, Abated or Adjusted (1988)	
Other Welfare Services		Self-Liquidating		Transfers to Foreclosed Property	3,405.10
RECREATION and CONSERVATION		Other	23,500	Balance December 31, 1988	40,991.34
Beaches and Boardwalks		Total	923,831	PROPERTY ACQUIRED BY DEED OR FORECLOSURE	
Parks, Playgrounds, Shade Trees		ISSUED AND OUTSTANDING		Balance January 1, 1988	39,423.93
Land Reclamation & Conservation	6,475.84	School	900,381.60	Transfers From Taxes or Liens	9,776.02
Other Recreational Services	2,300.00	Self-Liquidating		Sale for Cash (1988)	
EDUCATION (excluding schools)		Other		Cancelled, Abated or Adjusted (1988)	
Libraries		Total	900,381.60	Balance December 31, 1988	49,400.00
Other Educational Services	4,000.00	EQUALIZED VALUATION BASIS		CURRENT FINANCES DECEMBER 31, 1988	
STATUTORY EXPENDITURES		FOR NET DEBT COMPUTATION	164,324.155	ASSETS	
Pensions & F. I. C. A.	31,000.00	REAL PROPERTY VALUATIONS		Cash Dec. 31, 1988	1,550,105.90
Employee Fringe Benefits	12,000.00	Code Class # of Parcels % VAL'N		Taxes Receivable	274,361.95
Other Statutory Expenditures	100.00	1 Vacant Land 236 5.80	5,810,900.00	Tax Title Liens	40,991.34
CETA And Other Public Employment Programs		2 Residential 695 54.64	54,705,100.00	Foreclosed Property	49,400.00
MUNICIPAL FUNCTIONS		3 Farm 750 30.52	30,550,250.00	Emergencies & Other Deferred Charges	75,067.63
CAPITAL IMPROVEMENTS *MEMO*		4a Commercial 31 5.01	5,019,388.00	State and Federal Aid Receivable	
DEBT SERVICE		4b Industrial 4 3.33	3,335,500.00	Other Receivables	3,584.37
Principal Payments		4c Apartments 1 .20	197,100.00	Total	1,999,011.19
Interest Payments		Total 1717	100,113,233.00	LIABILITIES, RESERVES, AND SURPLUS	
DEFERRED CHARGES		Land Area 35.60 Sq. Miles		Cash Liabilities	993,651.89
SCHOOL, COUNTY, SPECIAL DISTRICT TAXES		Net Valuation Taxable-Municipal	100,317,049	Reserves for Receivables	373,837.66
RESERVE FOR UNCOLLECTED TAXES		Net Valuation Taxable-County	174,137,587	Surplus Dec. 31, 1988	631,521.64
EXPENDITURES TOTAL	4,013,876.91	State Equalized Valuation	203,319,602	Total	1,999,011.19
		State Equalization Ratio	49.29		

1415
Population 1980 7,770
Population 1988 8,500
S & P Rating
Moody Rating

General Tax Rate Per \$100. 1.34
State Equalized Tax Rate 1.60

KINNELON BOROUGH – MORRIS COUNTY
Form of Government:
Borough Council
Number of Members on Governing Body – 6

PER CAPITA:
Gross Debt 198.02
Net Debt 151.16
Debt Service 9.71
Total Tax Levy 1,660.50
Municipal Expenditures 588.92
PER CENT:
Gross Debt .24
Net Debt .18
Tax Levy Collected 97.03
Tax Levy Cancelled, Abated or Adjusted .67

EXPENDITURES		REVENUES-REALIZED		1988 PROPERTY TAX	
GENERAL GOVERNMENT				STATE EQUALIZED TAX RATE —→ .97	
Governing Body & Public Boards	16,000.00	1988 Property Taxes Collected 13,725,896.11		Local District School Taxes 8,477,827.50	
Municipal Clerk		1988 Payments in Lieu of Taxes 409,909.58		Regional & Consolidated School Tax 2,132,005.68	
Financial Administration	15,400.00	Delinquent Tax & Lien Collections 32,555.60		County Taxes .24	
Assessment of Taxes	53,021.00	Business Personalty Replacement Taxes 335,350.00		County Library Taxes .38	
Collection of Taxes	45,115.00	Other Miscellaneous Tax Revenues 75,437.34		Local Municipal Purpose Taxes 3,273,160.19	
Planning, Housing & Development	43,312.00	Federal Aid Revenues		Veteran & Senior Citizen Taxes 34,550.00	
Human Resources	36,823.54	State and Local Fiscal Assistance Act Utilized		Total Taxes for Rate Computation 1.59	
Elections		Sale of Acquired Property		Special District Taxes	
General Administration (other)	461,253.00	Other Miscellaneous Revenues 351,852.74		Bank Corp. Taxes 21,581.46	
JUDICIARY		Total 14,931,001.37		Added and Omitted Taxes 209,665.67	
Municipal Courts	37,330.00	Prior Years Surplus Appropriated 705,000.00		Total Taxes Levied - ABSTRACT 14,114,240.50	
PUBLIC SAFETY		REVENUES TOTAL 15,686,001.37		Total Taxes Billed 14,146,138.91	
Fire Protection	90,135.47	Reserve For Uncollected Taxes 885,505.41		1988 TAXES COLLECTED 13,725,896.11	
Police Protection	653,757.33	CAPITAL OUTLAY TOTAL 78,115.71		1988 Taxes Cancelled, Abated or Adjusted 95,400.08	
Civil Defense & Disaster Control	900.00	Public Enterprises		Transfer to Tax Title Liens or Foreclosed 21,393.68	
Environmental Inspection & Control	69,030.00	Recreation—Culture 13,964.42		Balance Outstanding Dec. 31, 1988 303,449.04	
Other Public Safety		Public Works 64,151.29		PRIOR YEARS TAXES OUTSTANDING	
PUBLIC WORKS		Buildings and Grounds		Balance January 1, 1988 409,931.16	
Streets and Drainage	17,000.00	Library and Education		Collected in 1988 402,720.97	
Sewers and Sewage Processing	5,000.00	Conservation		Cancelled, Abated or Adjusted 1988 474.96	
Garbage and Trash Disposal	1,062,335.00	All Other		Transfers to Tax Title Liens or Foreclosed 1,458.69	
Public Buildings and Grounds	122,330.00	CAPITAL DEBT AUTHORIZED, DECEMBER 31, 1988		Balance December 31, 1988 5,276.54	
Other Public Works	347,235.00	ISSUED AND UNISSUED GROSS DEBT NET DEBT		TAX TITLE LIENS OUTSTANDING	
HEALTH and WELFARE		School 298,000		Balance January 1, 1988 52,992.56	
Health Services Except Environmental	137,752.00	Self-liquidating 1,335,150		Transfer From Taxes 23,049.38	
Welfare-Public Assistance	12,653.00	Other 1,633,150		Redeemed in 1988 7,188.61	
Hospitals, Clinics, First Aid		Total 1,633,150		Cancelled, Abated or Adjusted (1988)	
Animal, Insect, & Rodent Control		ISSUED AND OUTSTANDING		Transfers to Foreclosed Property	
Other Welfare Services		School 298,000.00		Balance December 31, 1988 68,853.33	
RECREATION and CONSERVATION		Self-Liquidating 335,650.00		PROPERTY ACQUIRED BY DEED OR FORECLOSURE	
Beaches and Boardwalks		Other 633,650.00		Balance January 1, 1988 17,150.00	
Parks, Playgrounds, Shade Trees	100.00	Total 633,650.00		Transfers From Taxes or Liens	
Land Reclamation & Conservation	22,510.00	EQUALIZED VALUATION BASIS FOR NET DEBT COMPUTATION 696,347,633		Sale for Cash (1988)	
Other Recreational Services		REAL PROPERTY VALUATIONS		Cancelled, Abated or Adjusted (1988)	
EDUCATION (excluding schools)		Code Class # of Parcels % VAL'N ASSESSED VALUATION		Balance December 31, 1988 17,150.00	
Libraries	212,000.00	1 Vacant Land 570 7.54 56,934,900.00		CURRENT FINANCES DECEMBER 31, 1988	
Other Educational Services		2 Residential 2783 83.47 668,025,000.00		ASSETS	
STATUTORY EXPENDITURES		3 Farm 3 .22 1,687,000.00		Cash Dec. 31, 1988 2,108,449.65	
Pensions & F. I. C. A.	192,307.00	4a Commercial 102 3.75 28,323,350.00		Taxes Receivable 308,725.58	
Employee Fringe Benefits	95,270.00	4b Industrial 1 .02 113,500.00		Tax Title Liens 68,853.33	
Other Statutory Expenditures	12,000.00	4c Apartments		Foreclosed Property 17,150.00	
CETA And Other Public Employment Programs		Total 3464 755,088,750.00		Emergencies & Other Deferred Charges 30,000.00	
MUNICIPAL FUNCTIONS TOTAL 3,823,169.34		Land Area 19.05 Sq. Miles		State and Federal Aid Receivable 2,052.49	
CAPITAL IMPROVEMENTS *MEMO* 40,000.00		Net Valuation Taxable-Municipal 757,417,024		Other Receivables 58,903.06	
DEBT SERVICE		Net Valuation Taxable-County 909,089,846		Total 2,594,134.11	
Principal Payments 77,400.00		State Equalized Valuation 871,445,159		LIABILITIES, RESERVES, AND SURPLUS	
Interest Payments 5,104.21		State Equalization Ratio 36.33		Cash Liabilities 760,530.42	
DEFERRED CHARGES 209,654.21				Reserves for Receivables 408,985.67	
SCHOOL, COUNTY, SPECIAL DISTRICT TAXES 10,609,333.13				Surplus Dec. 31, 1988 1,424,613.02	
RESERVE FOR UNCOLLECTED TAXES 885,505.41				Total 2,594,134.11	
EXPENDITURES TOTAL 15,615,676.85					

2113
 Population 1980 2,074
 Population 1988 2,462
 S & P Rating
 Moody Rating

General Tax Rate Per \$100. 3.53
 State Equalized Tax Rate 1.34

KNOWLTON TOWNSHIP - WARREN CO.
Form of Government:
Township Committee
Number of Members on Governing Body - 3

PER CAPITA.
 Gross Debt 1,636.32
 Net Debt 202.43
 Debt Service
 Total Tax Levy 1,027.95
 Municipal Expenditures 459.13

PER CENT.
 Gross Debt 3.96
 Net Debt .49
 Tax Levy Collected 39.52
 Tax Levy Cancelled, Abated or Adjusted .06

EXPENDITURES		REVENUES-REALIZED		1988 PROPERTY TAX	
GENERAL GOVERNMENT				STATE EQUALIZED TAX RATE	
Governing Body & Public Boards		1988 Property Taxes Collected	2,267,631.95	Local District School Taxes .52	823,532.00
Municipal Clerk		1988 Payments in Lieu of Taxes		Regional & Consolidated School Tax .49	650,801.84
Financial Administration	17,629.00	Delinquent Tax & Lien Collections	221,962.55	School Taxes in Municipal Budget	
Assessment of Taxes	16,697.00	Business Personality Replacement Taxes	35,545.63	County Taxes	335,055.53
Collection of Taxes	12,397.00	Taxes from Public Utilities	160,252.00	County Library Taxes	31,551.24
Planning, Housing & Development	352,140.00	Other Miscellaneous Tax Revenues		Local Municipal Purpose Taxes .07	97,000.00
Human Resources		State Aid Revenues	13,874.93	Veteran & Senior Citizen Taxes	23,450.00
Elections		Federal Aid Revenues	300,000.00	Total Taxes for Rate Computation 1.33	2,461,490.61
General Administration (other)	106,993.00	State and Local Fiscal Assistance Act Utilized	3,363.37	Special District Taxes	
JUDICIARY		Sale of Acquired Property		Bank Corp. Taxes	
Municipal Courts	48,735.00	Other Miscellaneous Revenues	247,737.17	Added and Omitted Taxes	92,774.94
PUBLIC SAFETY		Total	3,255,873.19	Total Taxes Levied - ABSTRACT	2,530,315.55
Fire Protection	8,800.00	Prior Years Surplus Appropriated	276,028.69	Total Taxes Billed	2,533,104.10
Police Protection	14,422.00	REVENUES TOTAL	3,531,901.83	1988 TAXES COLLECTED	2,267,631.95
Civil Defense & Disaster Control		Reserve For Uncollected Taxes	231,220.00	1988 Taxes Cancelled, Abated or Adjusted	1,511.51
Environmental Inspection & Control				Transfer to Tax Title Liens or Foreclosed	14,231.82
Other Public Safety				Balance Outstanding Dec. 31, 1988	249,628.72
PUBLIC WORKS		CAPITAL OUTLAY TOTAL		PRIOR YEARS TAXES OUTSTANDING	
Streets and Drainage	217,099.89	Public Enterprises		Balance January 1, 1988	205,484.91
Sewers and Sewage Processing	1,841.52	Recreation—Culture		Collected in 1988	130,330.22
Garbage and Trash Disposal	11,500.00	Public Works		Cancelled, Abated or Adjusted 1988	5,159.51
Public Buildings and Grounds	25,510.00	Buildings and Grounds		Transfers to Tax Title Liens or Foreclosed	9,579.06
Other Public Works		Library and Education		Balance December 31, 1988	10,416.12
HEALTH and WELFARE		Conservation		TAX TITLE LIENS OUTSTANDING	
Health Services Except Environmental		All Other		Balance January 1, 1988	54,315.38
Welfare-Public Assistance	2,150.00			Transfer From Taxes	25,206.37
Hospitals, Clinics, First Aid	400.00	CAPITAL DEBT AUTHORIZED, DECEMBER 31, 1988		Redeemed in 1988	41,632.33
Animal, Insect, & Rodent Control	2,200.00	ISSUED AND UNISSUED GROSS DEBT NET DEBT		Cancelled, Abated or Adjusted (1988)	
Other Welfare Services		School 4,028,614 498,509		Transfers to Foreclosed Property	
RECREATION and CONSERVATION		Self-liquidating		Balance December 31, 1988	38,389.92
Beaches and Boardwalks		Other		PROPERTY ACQUIRED BY DEED OR FORECLOSURE	
Parks, Playgrounds, Shade Trees	1,000.00	Total 4,028,614 498,509		Balance January 1, 1988	
Land Reclamation & Conservation	5,300.00	ISSUED AND OUTSTANDING		Transfers From Taxes or Liens	
Other Recreational Services	6,000.00	School 3,528,614.63		Sale for Cash (1988)	
EDUCATION (excluding schools)		Self-Liquidating		Cancelled, Abated or Adjusted (1988)	
Libraries		Other		Balance December 31, 1988	
Other Educational Services	1,100.00	Total 3,528,614.63		CURRENT FINANCES DECEMBER 31, 1988	
STATUTORY EXPENDITURES		EQUALIZED VALUATION BASIS FOR NET DEBT COMPUTATION	101,726,259	ASSETS	
Pensions & F. I. C. A.	25,000.00	REAL PROPERTY VALUATIONS		Cash Dec. 31, 1988	1,272,579.04
Employee Fringe Benefits	19,300.00	Code Class # of Parcels % VAL'N		Taxes Receivable	260,044.84
Other Statutory Expenditures	2,570.00	1 Vacant Land 369 9.53	6,552,300.00	Tax Title Liens	33,389.92
CETA And Other Public Employment Programs		2 Residential 631 62.69	43,100,400.00	Foreclosed Property	
MUNICIPAL FUNCTIONS TOTAL	899,234.41	3 Farm 353 16.56	11,382,375.00	Emergencies & Other Deferred Charges	
CAPITAL IMPROVEMENTS *MEMO*	50,000.00	4a Commercial 64 10.99	7,553,100.00	State and Federal Aid Receivable	300,000.00
DEBT SERVICE		4b Industrial		Other Receivables	22,502.18
Principal Payments		4c Apartments 2 .24	162,700.00	Total	1,893,515.98
Interest Payments		Total 1469	63,750,875.00	LIABILITIES, RESERVES, AND SURPLUS	
DEFERRED CHARGES		Land Area 26.00 Sq. Miles		Cash Liabilities	1,285,299.08
SCHOOL, COUNTY, SPECIAL DISTRICT TAXES	2,341,040.61	Net Valuation Taxable-Municipal	69,138,218	Reserves for Receivables	320,930.94
RESERVE FOR UNCOLLECTED TAXES	231,220.00	Net Valuation Taxable-County	109,900,139	Surplus Dec. 31, 1988	287,279.96
EXPENDITURES TOTAL	3,471,545.02	State Equalized Valuation	132,372,129	Total	1,893,515.98
		State Equalization Ratio	52.09		

Population 1980 14,161
Population 1988 20,175
S & P Rating
Moody Rating

General Tax Rate Per \$100.

State Equalized Tax Rate

2.97

1.23

LACEY TOWNSHIP - OCEAN COUNTY

Form of Government:

Township Committee

Number of Members on Governing Body - 5

PER CAPITA:

Gross Debt 1,052.70
Net Debt 103.66
Debt Service 15.33
Total Tax Levy 863.06
Municipal Expenditures 643.69

PER CENT:

Gross Debt 2.06
Net Debt .21
Tax Levy Collected 96.73
Tax Levy Cancelled, Abated or Adjusted

EXPENDITURES		REVENUES-REALIZED		1988 PROPERTY TAX	
GENERAL GOVERNMENT		1988 Property Taxes Collected		STATE EQUALIZED TAX RATE	
Governing Body & Public Boards	290,396.00	1988 Payments in Lieu of Taxes		Local District School Taxes	.82
Municipal Clerk		Delinquent Tax & Lien Collections		Regional & Consolidated School Tax	
Financial Administration	156,140.00	Business Personalty Replacement Taxes		School Taxes in Municipal Budget	
Assessment of Taxes	211,190.00	Taxes from Public Utilities		County Taxes	.34 *
Collection of Taxes	232,550.00	Other Miscellaneous Tax Revenues		County Library Taxes	.02
Planning, Housing & Development	210,600.00	State Aid Revenues		Local Municipal Purpose Taxes	.05
Human Resources	20,000.00	Federal Aid Revenues		Veteran & Senior Citizen Taxes	
Elections		State and Local Fiscal Assistance Act Utilized		Total Taxes for Rate Computation	1.23
General Administration (other)	1,206,450.00	Sale of Acquired Property		Special District Taxes	
JUDICIARY		Other Miscellaneous Revenues		Bank Corp. Taxes	46,705.90
Municipal Courts	163,635.00	Prior Years Surplus Appropriated		Added and Omitted Taxes	664,713.02
PUBLIC SAFETY		REVENUES TOTAL		Total Taxes Levied - ABSTRACT	17,412,327.03
Fire Protection	103,000.00	Reserve For Uncollected Taxes		Total Taxes Billed	17,369,740.16
Police Protection	2,093,440.00	CAPITAL OUTLAY TOTAL		1988 TAXES COLLECTED	16,801,261.65
Civil Defense & Disaster Control	36,504.87	Public Enterprises		1988 Taxes Cancelled, Abated or Adjusted	
Environmental Inspection & Control	130,260.00	Recreation—Culture		Transfer to Tax Title Liens or Foreclosed	
Other Public Safety		Public Works		Balance Outstanding Dec. 31, 1988	568,478.51
PUBLIC WORKS		Buildings and Grounds		PRIOR YEARS TAXES OUTSTANDING	
Streets and Drainage	2,116,100.00	Library and Education		Balance January 1, 1988	484,293.91
Sewers and Sewage Processing	1,150,000.00	Conservation		Collected in 1988	441,234.92
Garbage and Trash Disposal	40,000.00	All Other		Cancelled, Abated or Adjusted 1988	
Public Buildings and Grounds	270,300.00	CAPITAL DEBT AUTHORIZED, DECEMBER 31, 1988		Transfers to Tax Title Liens or Foreclosed	22,672.38
Other Public Works	70,000.00	ISSUED AND UNISSUED		Balance December 31, 1988	20,386.61
HEALTH and WELFARE		GROSS DEBT		TAX TITLE LIENS OUTSTANDING	
Health Services Except Environmental	33,000.00	NET DEBT		Balance January 1, 1988	36,349.94
Welfare-Public Assistance	22,700.00	SCHOOL		Transfer From Taxes	22,672.38
Hospitals, Clinics, First Aid	1,200.00	Self-Liquidating		Redeemed in 1988	38,910.25
Animal, Insect, & Rodent Control	10,000.00	Other		Cancelled, Abated or Adjusted (1988)	11,105.96
Other Welfare Services		Total		Transfers to Foreclosed Property	
RECREATION and CONSERVATION		ISSUED AND OUTSTANDING		Balance December 31, 1988	9,006.11
Beaches and Boardwalks	90,700.00	SCHOOL		PROPERTY ACQUIRED BY DEED OR	
Parks, Playgrounds, Shade Trees	2,000.00	Self-Liquidating		FORECLOSURE	
Land Reclamation & Conservation	192,227.00	Other		Balance January 1, 1988	977,572.50
Other Recreational Services		Total		Transfers From Taxes or Liens	
EDUCATION (excluding schools)		EQUALIZED VALUATION BASIS		Sale for Cash (1988)	
Libraries	2,000.00	FOR NET DEBT COMPUTATION		Cancelled, Abated or Adjusted (1988)	
Other Educational Services	1,500,000.00	REAL PROPERTY VALUATIONS		Balance December 31, 1988	977,572.50
STATUTORY EXPENDITURES		Code Class # of Parcels % VAL'N		CURRENT FINANCES DECEMBER 31, 1988	
Pensions & F. I. C. A.	623,000.00	ASSESSED VALUATION		ASSETS	
Employee Fringe Benefits	433,000.00	1 Vacant Land 3539 9.07		Cash Dec. 31, 1988	13,141,177.62
Other Statutory Expenditures		2 Residential 3824 79.51		Taxes Receivable	588,865.12
CETA And Other Public Employment Programs		3 Farm 19 .06		Tax Title Liens	9,006.11
MUNICIPAL FUNCTIONS TOTAL	11,535,402.87	4a Commercial 200 6.26		Foreclosed Property	977,572.50
CAPITAL IMPROVEMENTS *MEMO*		4b Industrial 11 5.01		Emergencies & Other Deferred Charges	12,357.70
DEBT SERVICE		4c Apartments 1 .07		State and Federal Aid Receivable	196,403.80
Principal Payments	235,000.00	Total 17644		Other Receivables	655,113.27
Interest Payments	74,253.64	Land Area 84.60 Sq. Miles		Total	15,580,496.12
DEFERRED CHARGES	141,718.25	Net Valuation Taxable-Municipal		LIABILITIES, RESERVES, AND SURPLUS	
SCHOOL, COUNTY, SPECIAL DISTRICT TAXES	16,032,519.36	Net Valuation Taxable-County		Cash Liabilities	7,269,730.62
RESERVE FOR UNCOLLECTED TAXES	1,000,000.00	State Equalized Valuation		Reserves for Receivables	2,230,557.00
EXPENDITURES TOTAL	29,068,904.12	State Equalization Ratio		Surplus Dec. 31, 1988	6,080,208.50
				Total	15,580,496.12

1913
Population 1980 1,614
Population 1988 1,939
S & P Rating
Moody Rating

General Tax Rate Per \$100. 3.33
State Equalized Tax Rate 2.01

LAFAYETTE TOWNSHIP - SUSSEX COUNTY
Form of Government:
Township Committee
Number of Members on Governing Body - 5

PER CAPITA:
Gross Debt 2,425.54
Net Debt 65.16
Debt Service
Total Tax Levy 1,422.49
Municipal Expenditures 455.02
PER CENT:
Gross Debt 4.30
Net Debt .12
Tax Levy Collected 93.35
Tax Levy Cancelled, Abated or Adjusted

EXPENDITURES		REVENUES-REALIZED		1988 PROPERTY TAX	
GENERAL GOVERNMENT				STATE EQUALIZED TAX RATE	
Governing Body & Public Boards		1988 Property Taxes Collected	2,559,946.37	Local District School Taxes .37	1,170,057.50
Municipal Clerk	18,040.32	1988 Payments in Lieu of Taxes		Regional & Consolidated School Tax .44	593,316.59
Financial Administration	19,500.00	Delinquent Tax & Lien Collections	135,377.39	School Taxes in Municipal Budget	
Assessment of Taxes	15,100.00	Business Personalty Replacement Taxes	43,294.52	County Taxes .44 *	595,332.19
Collection of Taxes	20,570.00	Taxes from Public Utilities	79,662.00	County Library Taxes .03	41,022.73
Planning, Housing & Development		Other Miscellaneous Tax Revenues		Local Municipal Purpose Taxes .22	301,380.12
Human Resources	1,050.00	State Aid Revenues	10,297.17	Veteran & Senior Citizen Taxes	12,400.00
Elections	199,507.27	Federal Aid Revenues		Total Taxes for Rate Computation 2.00	2,715,009.23
General Administration (other)		State and Local Fiscal Assistance Act Utilized		Special District Taxes	5,095.46
JUDICIARY	25,400.00	Sale of Acquired Property	313,199.40	Bank Corp. Taxes	50,511.01
PUBLIC SAFETY		Other Miscellaneous Revenues	3,151,783.35	Added and Omitted Taxes	2,753,215.70
Fire Protection	33,050.90	Total	3,151,783.35	Total Taxes Levied - ABSTRACT	2,753,120.24
Police Protection	2,436.32	Prior Years Surplus Appropriated	225,000.00	Total Taxes Billed	2,559,946.37
Civil Defense & Disaster Control	800.00	REVENUES TOTAL	3,376,733.35	1988 TAXES COLLECTED	
Environmental Inspection & Control	22,350.00	Reserve For Uncollected Taxes	177,146.12	1988 Taxes Cancelled, Abated or Adjusted	
Other Public Safety		CAPITAL OUTLAY TOTAL		Transfer to Tax Title Liens or Foreclosed	
PUBLIC WORKS	201,557.78			Balance Outstanding Dec. 31, 1988	
Streets and Drainage		Public Enterprises		PRIOR YEARS TAXES OUTSTANDING	
Sewers and Sewage Processing		Recreation—Culture		Balance January 1, 1988	
Garbage and Trash Disposal	50,000.00	Public Works		Collected in 1988	
Public Buildings and Grounds		Buildings and Grounds		Cancelled, Abated or Adjusted 1988	
Other Public Works		Library and Education		Transfers to Tax Title Liens or Foreclosed	
HEALTH and WELFARE	1,630.00	Conservation		Balance December 31, 1988	
Health Services Except Environmental	700.00	All Other		TAX TITLE LIENS OUTSTANDING	
Welfare-Public Assistance	400.00	CAPITAL DEBT AUTHORIZED, DECEMBER 31, 1988		Balance January 1, 1988	
Hospitals, Clinics, First Aid	2,723.40			Transfer From Taxes	
Animal, Insect, & Rodent Control		ISSUED AND UNISSUED GROSS DEBT NET DEBT		Redeemed in 1988	
Other Welfare Services		School 4,576,779		Cancelled, Abated or Adjusted (1988)	
RECREATION and CONSERVATION	5,700.00	Self-Liquidating 126,350		Transfers to Foreclosed Property	
Beaches and Boardwalks		Other 4,703,129		Balance December 31, 1988	
Parks, Playgrounds, Shade Trees		ISSUED AND OUTSTANDING		PROPERTY ACQUIRED BY DEED OR FORECLOSURE	
Land Reclamation & Conservation		School 3,955,659.99		Balance January 1, 1988	
Other Recreational Services		Self-Liquidating		Transfers From Taxes or Liens	
EDUCATION (excluding schools)		Other 3,955,659.99		Sale for Cash (1988)	
Libraries		Total		Cancelled, Abated or Adjusted (1988)	
Other Educational Services		EQUALIZED VALUATION BASIS		Balance December 31, 1988	
STATUTORY EXPENDITURES	20,152.41	FOR NET DEBT COMPUTATION		CURRENT FINANCES DECEMBER 31, 1988	
Pensions & F. I. C. A.	9,000.00	REAL PROPERTY VALUATIONS		ASSETS	
Employee Fringe Benefits	1,600.00			Cash Dec. 31, 1988	
Other Statutory Expenditures				Taxes Receivable	
CETA And Other Public Employment Programs				Tax Title Liens	
MUNICIPAL FUNCTIONS TOTAL	657,828.40			Foreclosed Property	
CAPITAL IMPROVEMENTS *MEMO*	10,000.00			Emergencies & Other Deferred Charges	
DEBT SERVICE				State and Federal Aid Receivable	
Principal Payments				Other Receivables	
Interest Payments				Total	
DEFERRED CHARGES	37,300.00			LIABILITIES, RESERVES, AND SURPLUS	
SCHOOL, COUNTY, SPECIAL DISTRICT TAXES	2,400,729.11			Cash Liabilities	
RESERVE FOR UNCOLLECTED TAXES	177,146.12			Reserves for Receivables	
EXPENDITURES TOTAL	3,233,003.63			Surplus Dec. 31, 1988	
				Total	

1513
Population 1980 2,908
Population 1988 3,063
S & P Rating
Moody Rating

General Tax Rate Per \$100:
2.16
State Equalized Tax Rate
2.13

LAKEHURST BOROUGH - OCEAN COUNTY
Form of Government:
Borough Council
Number of Members on Governing Body - 6

PER CENT:
Gross Debt 576.15
Net Debt 169.87
Debt Service
Total Tax Levy 454.39
Municipal Expenditures 528.63
PER CENT:
Gross Debt 3.61
Net Debt 1.06
Tax Levy Collected 89.61
Tax Levy Cancelled, Abated or Adjusted 1.28

EXPENDITURES		REVENUES-REALIZED		1988 PROPERTY TAX	
GENERAL GOVERNMENT				STATE EQUALIZED TAX RATE	
Governing Body & Public Boards		1988 Property Taxes Collected	1,215,333.21	Local District School Taxes .66	418,017.00
Municipal Clerk	12,775.00	1988 Payments in Lieu of Taxes		Regional & Consolidated School Tax	
Financial Administration	4,696.90	Delinquent Tax & Lien Collections	96,858.03	School Taxes in Municipal Budget	
Assessment of Taxes	1,000.00	Business Personalty Replacement Taxes	9,725.20	County Taxes .35	* 221,201.42
Collection of Taxes	7,990.96	Taxes from Public Utilities	119,359.00	County Library Taxes .02	14,398.38
Planning, Housing & Development	31,716.00	Other Miscellaneous Tax Revenues		Local Municipal Purpose Taxes 1.09	697,518.00
Human Resources		State Aid Revenues	272,216.67	Veteran & Senior Citizen Taxes	26,450.00
Elections		Federal Aid Revenues		Total Taxes for Rate Computation 2.12	1,377,584.80
General Administration (other)	211,950.00	State and Local Fiscal Assistance Act Utilized	834.00	Special District Taxes	
JUDICIARY		Sale of Acquired Property	30,000.00	Bank Corp. Taxes	35,943.18
Municipal Courts	46,316.80	Other Miscellaneous Revenues	250,680.91	Added and Omitted Taxes	4,713.80
PUBLIC SAFETY		Total	1,995,007.02	Total Taxes Levied - ABSTRACT	1,391,791.78
Fire Protection	21,470.06	Prior Years Surplus Appropriated		Total Taxes Billed	1,215,333.21
Police Protection	323,770.56	REVENUES TOTAL	1,995,007.02	1988 TAXES COLLECTED	
Civil Defense & Disaster Control	500.00	Reserve For Uncollected Taxes	152,252.00	1988 Taxes Cancelled, Abated or Adjusted	17,398.16
Environmental Inspection & Control		CAPITAL OUTLAY TOTAL	34,469.70	Transfer to Tax Title Liens or Foreclosed	5,411.21
Other Public Safety				Balance Outstanding Dec. 31, 1988	118,180.02
PUBLIC WORKS				PRIOR YEARS TAXES OUTSTANDING	
Streets and Drainage	239,700.00	Public Enterprises		Balance January 1, 1988	96,002.42
Sewers and Sewage Processing		Recreation—Culture		Collected in 1988	93,681.91
Garbage and Trash Disposal	139,500.00	Public Works	7,493.45	Cancelled, Abated or Adjusted 1988	
Public Buildings and Grounds	51,925.00	Buildings and Grounds	26,976.25	Transfers to Tax Title Liens or Foreclosed	
Other Public Works	17,500.00	Library and Education		Balance December 31, 1988	2,320.51
HEALTH and WELFARE		Conservation		TAX TITLE LIENS OUTSTANDING	
Health Services Except Environmental	533.08	All Other		Balance January 1, 1988	21,055.86
Welfare-Public Assistance	3,309.48	CAPITAL DEBT AUTHORIZED, DECEMBER 31, 1988		Transfer From Taxes	5,411.21
Hospitals, Clinics, First Aid		ISSUED AND UNISSUED		Redeemed in 1988	3,176.12
Animal, Insect, & Rodent Control	3,000.00	School	816,000	Cancelled, Abated or Adjusted (1988)	
Other Welfare Services		Self-liquidating	428,458	Transfers to Foreclosed Property	
RECREATION and CONSERVATION		Other	520,300	Balance December 31, 1988	23,290.95
Beaches and Boardwalks		Total	1,764,753	PROPERTY ACQUIRED BY DEED OR	
Parks, Playgrounds, Shade Trees				FORECLOSURE	
Land Reclamation & Conservation		ISSUED AND OUTSTANDING		Balance January 1, 1988	77,741.66
Other Recreational Services	2,425.00	School	816,000.00	Transfers From Taxes or Liens	
EDUCATION (excluding schools)		Self-Liquidating	428,458.00	Sale for Cash (1988)	
Libraries		Other	160,500.00	Cancelled, Abated or Adjusted (1988)	
Other Educational Services		Total	1,404,958.00	Balance December 31, 1988	77,741.66
STATUTORY EXPENDITURES		EQUALIZED VALUATION BASIS		CURRENT FINANCES DECEMBER 31, 1988	
Pensions & F. I. C. A.	30,263.10	FOR NET DEBT COMPUTATION	48,383,687	ASSETS	
Employee Fringe Benefits	54,000.00	REAL PROPERTY VALUATIONS		Cash Dec. 31, 1988	648,221.74
Other Statutory Expenditures	1,000.00	Code Class # of Parcels % VAL'N	ASSESSED VALUATION	Taxes Receivable	120,500.53
CETA And Other Public Employment Programs		1 Vacant Land 86 3.97	2,369,300.00	Tax Title Liens	23,290.95
MUNICIPAL FUNCTIONS TOTAL	1,255,371.94	2 Residential 669 73.24	43,724,400.00	Foreclosed Property	77,741.66
CAPITAL IMPROVEMENTS *MEMO*	5,000.00	3 Farm		Emergencies & Other Deferred Charges	39,673.97
DEBT SERVICE		4a Commercial 53 22.59	13,488,800.00	State and Federal Aid Receivable	4,107.31
Principal Payments		4b Industrial		Other Receivables	54,864.61
Interest Payments		4c Apartments 1 .20	118,700.00	Total	968,400.77
DEFERRED CHARGES	211,046.04	Total 809	59,701,200.00	LIABILITIES, RESERVES, AND SURPLUS	
SCHOOL, COUNTY, SPECIAL DISTRICT TAXES	653,616.80	Land Area .95 Sq. Miles		Cash Liabilities	591,525.55
RESERVE FOR UNCOLLECTED TAXES	152,252.00	Net Valuation Taxable-Municipal	62,719,573	Reserves for Receivables	266,397.75
EXPENDITURES TOTAL	2,272,806.78	Net Valuation Taxable-County	51,840,406	Surplus Dec. 31, 1988	110,477.47
		State Equalized Valuation	63,684,159	Total	968,400.77
		State Equalization Ratio	98.41		

1514
Population 1980 38,464
Population 1988 41,028
S & P Rating AAA
Moody Rating AAA

General Tax Rate Per \$100. 2.90
State Equalized Tax Rate 1.90

LAKEWOOD TOWNSHIP - OCEAN COUNTY

Form of Government:

Township Committee

Number of Members on Governing Body - 5

PER CAPITA:		PER CENT:	
Gross Debt	784.77	Gross Debt	2.45
Net Debt	436.00	Net Debt	1.36
Debt Service	45.41	Tax Levy Collected	94.32
Total Tax Levy	810.34	Tax Levy Cancelled, Abated or Adjusted	.04
Municipal Expenditures	519.35		

EXPENDITURES		REVENUES-REALIZED		1988 PROPERTY TAX	
GENERAL GOVERNMENT		1988 Property Taxes Collected		STATE EQUALIZED TAX RATE	
Governing Body & Public Boards	1,200.00	31,323,481.11		Local District School Taxes	.95 15,711,632.54
Municipal Clerk		209,529.06		Regional & Consolidated School Tax	
Financial Administration	169,639.00	1,502,112.90		School Taxes in Municipal Budget	
Assessment of Taxes	239,295.00	247,479.80		County Taxes	.35 * 5,844,771.39
Collection of Taxes	249,592.00	2,230,793.00		County Library Taxes	
Planning, Housing & Development	213,849.00	1,382,511.43		Local Municipal Purpose Taxes	.60 9,851,526.00
Human Resources	845,979.30	4,680,220.54		Veteran & Senior Citizen Taxes	537,000.00
Elections	3,000.00	41,636,132.94		Total Taxes for Rate Computation	1.90 31,945,729.93
General Administration (other)	2,034,312.00	2,800,000.00		Special District Taxes	682,117.94
JUDICIARY		44,436,132.94		Bank Corp. Taxes	30,744.93
Municipal Courts	227,443.00	2,061,000.00		Added and Omitted Taxes	1,119,449.13
PUBLIC SAFETY		2,035,996.34		Total Taxes Levied - ABSTRACT	33,240,442.03
Fire Protection	36,232.00	TOTAL		Total Taxes Billed	33,211,140.46
Police Protection	4,083,265.00	1,052,607.93		1988 TAXES COLLECTED	31,323,481.11
Civil Defense & Disaster Control	14,490.00	983,328.36		1988 Taxes Cancelled, Abated or Adjusted	12,312.68
Environmental Inspection & Control	487,355.00	17,833,024		Transfer to Tax Title Liens or Foreclosed	132,910.67
Other Public Safety		32,197,474		Balance Outstanding Dec. 31, 1988	1,742,430.00
PUBLIC WORKS		ISSUED AND UNISSUED		PRIOR YEARS TAXES OUTSTANDING	
Streets and Drainage	1,174,677.00	SCHOOL		Balance January 1, 1988	1,552,272.59
Sewers and Sewage Processing		Self-Liquidating		Collected in 1988	1,439,927.41
Garbage and Trash Disposal	2,003,747.00	Other		Cancelled, Abated or Adjusted 1988	
Public Buildings and Grounds	757,058.00	Total		Transfers to Tax Title Liens or Foreclosed	61,173.06
Other Public Works	173,159.00	ISSUED AND OUTSTANDING		Balance December 31, 1988	51,171.52
HEALTH and WELFARE		SCHOOL		TAX TITLE LIENS OUTSTANDING	
Health Services Except Environmental	136,711.52	Self-Liquidating		Balance January 1, 1988	244,155.25
Welfare-Public Assistance	377,933.00	Other		Transfer From Taxes	194,090.33
Hospitals, Clinics, First Aid	36,500.00	Total		Redeemed in 1988	122,185.49
Animal, Insect, & Rodent Control		EQUALIZED VALUATION BASIS		Cancelled, Abated or Adjusted (1988)	32,324.90
Other Welfare Services		FOR NET DEBT COMPUTATION		Transfers to Foreclosed Property	
RECREATION and CONSERVATION		REAL PROPERTY VALUATIONS		Balance December 31, 1988	283,735.19
Beaches and Boardwalks		Code Class # of Parcels % VAL'N		PROPERTY ACQUIRED BY DEED OR FORECLOSURE	
Parks, Playgrounds, Shade Trees	447,259.00	1 Vacant Land 4246 4.19		Balance January 1, 1988	6,730,000.00
Land Reclamation & Conservation	102,158.70	2 Residential 12401 68.28		Transfers From Taxes or Liens	
Other Recreational Services	247,854.00	3 Farm 78 .65		Sale for Cash (1988)	
EDUCATION (excluding schools)		4a Commercial 470 13.25		Cancelled, Abated or Adjusted (1988)	657,200.00
Libraries	516,361.00	4b Industrial 97 7.61		Balance December 31, 1988	6,072,300.00
Other Educational Services		4c Apartments 85 6.02		CURRENT FINANCES DECEMBER 31, 1988	
STATUTORY EXPENDITURES		Total 17377		ASSETS	
Pensions & F. I. C. A.	1,160,741.00	Land Area 24.40 Sq. Miles		Cash Dec. 31, 1988	13,134,502.93
Employee Fringe Benefits	1,083,000.00	Net Valuation Taxable-Municipal		Taxes Receivable	1,793,601.52
Other Statutory Expenditures	47,206.00	Net Valuation Taxable-County		Tax Title Liens	283,735.19
CETA And Other Public Employment Programs		State Equalized Valuation		Foreclosed Property	6,072,300.00
MUNICIPAL FUNCTIONS TOTAL	16,875,086.52	State Equalization Ratio		Emergencies & Other Deferred Charges	659,000.00
CAPITAL IMPROVEMENTS *MEMO*	150,000.00	65.56		State and Federal Aid Receivable	59,990.65
DEBT SERVICE				Other Receivables	653,501.09
Principal Payments	1,200,000.00			Total	22,662,131.43
Interest Payments	663,118.32			LIABILITIES, RESERVES, AND SURPLUS	
DEFERRED CHARGES	529,000.00			Cash Liabilities	9,316,673.94
SCHOOL, COUNTY, SPECIAL DISTRICT TAXES	22,238,721.87			Reserves for Receivables	8,808,537.80
RESERVE FOR UNCOLLECTED TAXES	2,061,000.00			Surplus Dec. 31, 1988	4,536,319.69
EXPENDITURES TOTAL	43,566,926.71			Total	22,662,131.43

1017

Population 1980 4,044
 Population 1988 3,791
 S & P Rating
 Moody Rating

General Tax Rate Per \$100. 2.67
 State Equalized Tax Rate 1.71

LANBERTVILLE CITY - HUNTERDON CO.

Form of Government:

Small Municipality Plan C (OMCL 50)

Number of Members on Governing Body - 5

PER CAPITA: Gross Debt 27.70 PER CENT: Gross Debt .06
 Net Debt Net Debt
 Debt Service Tax Levy Collected 93.15
 Total Tax Levy 1,091.37 Tax Levy Cancelled, Abated or Adjusted .12
 Municipal Expenditures 536.13

EXPENDITURES		REVENUES-REALIZED		1988 PROPERTY TAX	
GENERAL GOVERNMENT				STATE EQUALIZED TAX RATE	
Governing Body & Public Boards	11,754.00	1988 Property Taxes Collected	3,839,558.21	Local District School Taxes .49	1,129,735.50
Municipal Clerk	27,033.00	1988 Payments in Lieu of Taxes	20,759.70	Regional & Consolidated School Tax .49	1,140,691.28
Financial Administration	33,501.00	Delinquent Tax & Lien Collections	231,451.98	School Taxes in Municipal Budget	
Assessment of Taxes	114,255.00	Business Personalty Replacement Taxes	76,855.70	County Taxes .37	863,559.34
Collection of Taxes	24,233.00	Taxes from Public Utilities	232,677.00	County Library Taxes	
Planning, Housing & Development	22,370.00	Other Miscellaneous Tax Revenues		Local Municipal Purpose Taxes .35	807,532.73
Human Resources	62,179.21	State Aid Revenues	107,181.08	Veteran & Senior Citizen Taxes	52,200.00
Elections	1,000.00	Federal Aid Revenues		Total Taxes for Rate Computation 1.70	3,993,718.85
General Administration (other)	127,193.59	State and Local Fiscal Assistance Act Utilized	296.00	Special District Taxes	159,600.00
JUDICIARY		Sale of Acquired Property		Bank Corp. Taxes	15,358.90
Municipal Courts	37,054.65	Other Miscellaneous Revenues		Added and Omitted Taxes	20,896.66
PUBLIC SAFETY		Total	231,333.59	Total Taxes Levied - ABSTRACT	4,137,374.41
Fire Protection	14,630.00	Prior Years Surplus Appropriated	200,000.00	Total Taxes Billed	4,122,015.51
Police Protection	299,917.44	REVENUES TOTAL	5,090,113.26	1988 TAXES COLLECTED	3,839,558.21
Civil Defense & Disaster Control	3,010.00	Reserve For Uncollected Taxes	496,000.00	1988 Taxes Cancelled, Abated or Adjusted	5,052.68
Environmental Inspection & Control	25,170.00	CAPITAL OUTLAY TOTAL	2,000.00	Transfer to Tax Title Liens or Foreclosed	10,993.14
Other Public Safety				Balance Outstanding Dec. 31, 1988	266,411.48
PUBLIC WORKS				PRIOR YEARS TAXES OUTSTANDING	
Streets and Drainage	102,221.40	Public Enterprises		Balance January 1, 1988	290,566.40
Sewers and Sewage Processing	4,120.87	Recreation—Culture		Collected in 1988	253,911.61
Garbage and Trash Disposal	352,000.00	Public Works		Cancelled, Abated or Adjusted 1988	19,058.00
Public Buildings and Grounds	39,472.00	Buildings and Grounds	2,000.00	Transfers to Tax Title Liens or Foreclosed	9,854.23
Other Public Works		Library and Education		Balance December 31, 1988	7,742.56
HEALTH and WELFARE		Conservation		TAX TITLE LIENS OUTSTANDING	
Health Services Except Environmental		All Other		Balance January 1, 1988	56,165.38
Welfare-Public Assistance	1,420.00	CAPITAL DEBT AUTHORIZED, DECEMBER 31, 1988		Transfer From Taxes	24,725.24
Hospitals, Clinics, First Aid	1.00	ISSUED AND UNISSUED GROSS DEBT		Redeemed in 1988	27,540.37
Animal, Insect, & Radent Control		School 105,000		Cancelled, Abated or Adjusted (1988)	
Other Welfare Services		Self-liquidating		Transfers to Foreclosed Property	
RECREATION and CONSERVATION		Other		Balance December 31, 1988	53,350.25
Beaches and Boardwalks		Total 105,000		PROPERTY ACQUIRED BY DEED OR	
Parks, Playgrounds, Shade Trees	74,234.00	ISSUED AND OUTSTANDING		FORECLOSURE	
Land Reclamation & Conservation		School	105,000.00	Balance January 1, 1988	1,925.00
Other Recreational Services	1,350.00	Self-Liquidating		Transfers From Taxes or Liens	
EDUCATION (excluding schools)		Other		Sale for Cash (1988)	
Libraries	29,201.00	Total	105,000.00	Cancelled, Abated or Adjusted (1988)	
Other Educational Services		EQUALIZED VALUATION BASIS		Balance December 31, 1988	1,925.00
STATUTORY EXPENDITURES		FOR NET DEBT COMPUTATION	189,997,457	CURRENT FINANCES DECEMBER 31, 1988	
Pensions & F. I. C. A.	56,878.30	REAL PROPERTY VALUATIONS		ASSETS	
Employee Fringe Benefits	30,785.00	Code Class # of Parcels % VAL'N		Cash Dec. 31, 1988	422,831.84
Other Statutory Expenditures		1 Vacant Land 399 3.97	5,738,000.00	Taxes Receivable	274,154.04
CETA And Other Public Employment Programs		2 Residential 1284 69.55	101,317,438.00	Tax Title Liens	53,350.25
MUNICIPAL FUNCTIONS TOTAL	1,494,154.46	3 Farm		Foreclosed Property	1,925.00
CAPITAL IMPROVEMENTS *MEMO*	17,000.00	4a Commercial 169 21.07	30,687,550.00	Emergencies & Other Deferred Charges	153,873.21
DEBT SERVICE		4b Industrial 13 2.77	4,039,200.00	State and Federal Aid Receivable	13,315.23
Principal Payments		4c Apartments 15 2.63	3,337,000.00	Other Receivables	207,748.86
Interest Payments		Total 1880	145,669,238.00	Total	1,127,198.43
DEFERRED CHARGES	42,305.72	Land Area 1.10 Sq. Miles		LIABILITIES, RESERVES, AND SURPLUS	
SCHOOL, COUNTY, SPECIAL DISTRICT TAXES	3,293,536.12	Net Valuation Taxable-Municipal	146,804,203	Cash Liabilities	193,178.43
RESERVE FOR UNCOLLECTED TAXES	496,000.00	Net Valuation Taxable-County	197,025,647	Reserves for Receivables	537,178.15
EXPENDITURES TOTAL	5,326,046.30	State Equalized Valuation	230,390,927	Surplus Dec. 31, 1988	396,841.85
		State Equalization Ratio	63.54	Total	1,127,198.43

0420

Population 1980 2,249

Population 1988 2,261

S & P Rating

Moody Rating

General Tax Rate Per \$100.

3.79

State Equalized Tax Rate

2.97

LAUREL SPRINGS BORO. — CAMDEN CO.

Form of Government:

Borough Council

Number of Members on Governing Body — 6

PER CAPITA:

Gross Debt 359.21

Net Debt 193.80

Debt Service 11.49

Total Tax Levy 898.90

Municipal Expenditures 427.99

PER CENT.

Gross Debt 1.60

Net Debt .86

Tax Levy Collected 97.72

Tax Levy Cancelled, Abated

or Adjusted .02

EXPENDITURES		REVENUES-REALIZED		1988 PROPERTY TAX	
GENERAL GOVERNMENT		1988 Property Taxes Collected		STATE EQUALIZED TAX RATE → 1.25	
Governing Body & Public Boords		1988 Payments in Lieu of Taxes	1,986,853.11	Local District School Taxes	352,753.00
Municipal Clerk	26,050.00	Delinquent Tax & Lien Collections	58,248.31	Regional & Consolidated School Tax	
Financial Administration		Business Personalty Replacement Taxes	10,870.84	School Taxes in Municipal Budget	
Assessment of Taxes	12,195.00	Taxes from Public Utilities	154,188.00	County Taxes	.93 638,246.00
Collection of Taxes	4,170.00	Other Miscellaneous Tax Revenues		County Library Taxes	.02 16,765.00
Planning, Housing & Development	14,162.50	State Aid Revenues	38,696.60	Local Municipal Purpose Taxes	.76 520,000.00
Human Resources		Federal Aid Revenues		Veteran & Senior Citizen Taxes	
Elections		State and Local Fiscal Assistance Act Utilized	212.65	Total Taxes for Rate Computation	2.96 2,054,679.00
General Administration (other)	186,271.60	Sale of Acquired Property		Special District Taxes	
JUDICIARY		Other Miscellaneous Revenues	109,303.32	Bank Corp. Taxes	479.72
Municipal Courts	23,630.00	Total	2,353,378.33	Added and Omitted Taxes	4,151.63
PUBLIC SAFETY		Prior Years Surplus Appropriated	215,000.00	Total Taxes Levied - ABSTRACT	2,032,410.35
Fire Protection	27,131.65	REVENUES TOTAL	2,573,378.33	Total Taxes Billed	2,033,250.34
Police Protection	157,937.45	Reserve For Uncollected Taxes	134,196.75	1988 TAXES COLLECTED	1,986,853.11
Civil Defense & Disaster Control	4,950.00	CAPITAL OUTLAY TOTAL	36,050.37	1988 Taxes Cancelled, Abated or Adjusted	390.27
Environmental Inspection & Control	26,050.00	Public Enterprises		Transfer to Tax Title Liens or Foreclosed	
Other Public Safety		Recreation—Culture		Balance Outstanding Dec. 31, 1988	46,006.96
PUBLIC WORKS		Public Works	9,339.05	PRIOR YEARS TAXES OUTSTANDING	
Streets and Drainage	33,570.00	Buildings and Grounds	26,711.32	Balance January 1, 1988	55,796.12
Sewers and Sewage Processing	1,605.00	Library and Education		Collected in 1988	53,994.03
Garbage and Trash Disposal	163,250.00	Conservation		Cancelled, Abated or Adjusted 1988	391.37
Public Buildings and Grounds	16,900.00	All Other		Transfers to Tax Title Liens or Foreclosed	
Other Public Works	11,250.00	CAPITAL DEBT AUTHORIZED, DECEMBER 31, 1988		Balance December 31, 1988	910.67
HEALTH and WELFARE		ISSUED AND UNISSUED GROSS DEBT NET DEBT		TAX TITLE LIENS OUTSTANDING	
Health Services Except Environmental	1,700.00	School 250,000		Balance January 1, 1988	4,254.23
Welfare-Public Assistance	4,100.00	Self-liquidating		Transfer From Taxes	
Hospitals, Clinics, First Aid		Other 562,173	436,173	Redeemed in 1988	4,254.23
Animal, Insect, & Rodent Control		Total 812,173	438,173	Cancelled, Abated or Adjusted (1988)	
Other Welfare Services		ISSUED AND OUTSTANDING		Transfers to Foreclosed Property	
RECREATION and CONSERVATION		School		Balance December 31, 1988	
Beaches and Boardwalks		Self-Liquidating		PROPERTY ACQUIRED BY DEED OR	
Parks, Playgrounds, Shade Trees	335.00	Other		FORECLOSURE	
Land Reclamation & Conservation		Total	532,810.00	Balance January 1, 1988	551.00
Other Recreational Services	4,120.00	EQUALIZED VALUATION BASIS	532,810.00	Transfers From Taxes or Liens	
EDUCATION (excluding schools)		FOR NET DEBT COMPUTATION	50,833,279	Sale for Cash (1988)	
Libraries		REAL PROPERTY VALUATIONS		Cancelled, Abated or Adjusted (1988)	
Other Educational Services		Code Class # of Parcels % VAL'N ASSESSED VALUATION		Balance December 31, 1988	551.00
STATUTORY EXPENDITURES		1 Vacant Land 22 .74 321,200.00		CURRENT FINANCES DECEMBER 31, 1988	
Pensions & F. I. C. A.	32,000.04	2 Residential 592 77.86 33,934,500.00		ASSETS	
Employee Fringe Benefits		3 Farm 7,387,000.00		Cash Dec. 31, 1988	639,507.30
Other Statutory Expenditures	1,000.00	4a Commercial 35 16.95		Taxes Receivable	46,917.63
CETA And Other Public Employment Programs		4b Industrial 1,940,100.00		Tax Title Liens	
MUNICIPAL FUNCTIONS TOTAL	302,508.24	4c Apartments 5 4.45		Foreclosed Property	551.00
CAPITAL IMPROVEMENTS *MEMO*		Total 660 43,582,800.00		Emergencies & Other Deferred Charges	1,779.99
DEBT SERVICE		Land Area .45 Sq. Miles		State and Federal Aid Receivable	
Principal Payments	6,000.00	Net Valuation Taxable-Municipal	53,552,345	Other Receivables	73,515.61
Interest Payments	19,930.98	Net Valuation Taxable-County	61,862,189	Total	817,271.53
DEFERRED CHARGES		State Equalized Valuation	65,637,957	LIABILITIES, RESERVES, AND SURPLUS	
SCHOOL, COUNTY, SPECIAL DISTRICT TAXES	1,507,779.00	State Equalization Ratio	78.29	Cash Liabilities	400,952.87
RESERVE FOR UNCOLLECTED TAXES	134,196.75			Reserves for Receivables	125,984.24
EXPENDITURES TOTAL	2,475,464.97			Surplus Dec. 31, 1988	290,334.42
				Total	817,271.53

1515

Population 1980 2,072
 Population 1988 2,220
 S & P Rating B33+
 Moody Rating

General Tax Rate Per \$100.

1.50
 State Equalized Tax Rate .90

LAVALLETTE BOROUGH - OCEAN COUNTY

Form of Government:

Borough Council

Number of Members on Governing Body - 6

PER CAPITA:

Gross Debt 1,759.73
 Net Debt 803.88
 Debt Service 101.01
 Total Tax Levy 2,605.65
 Municipal Expenditures 1,394.62

PER CENT:

Gross Debt .74
 Net Debt .34
 Tax Levy Collected 96.99
 Tax Levy Cancelled, Abated or Adjusted .01

EXPENDITURES		REVENUES-REALIZED		1988 PROPERTY TAX	
GENERAL GOVERNMENT		1988 Property Taxes Collected		STATE EQUALIZED TAX RATE	
Governing Body & Public Boards			5,593,516.34	Local District School Taxes	.22
Municipal Clerk		1988 Payments in Lieu of Taxes		Regional & Consolidated School Tax	
Financial Administration	33,650.00	Delinquent Tax & Lien Collections	121,349.45	School Taxes in Municipal Budget	
Assessment of Taxes	6,700.00	Business Personalty Replacement Taxes	10,779.56	County Taxes	.36 *
Collection of Taxes	22,000.00	Taxes from Public Utilities	144,396.81	County Library Taxes	.02
Planning, Housing & Development	13,295.00	Other Miscellaneous Tax Revenues		Local Municipal Purpose Taxes	.30
Human Resources	38,899.36	State Aid Revenues	64,443.97	Veteran & Senior Citizen Taxes	
Elections	500.00	Federal Aid Revenues		Total Taxes for Rate Computation	.90
General Administration (other)	343,200.00	State and Local Fiscal Assistance Act Utilized		Special District Taxes	
JUDICIARY		Sale of Acquired Property		Bank Corp. Taxes	19,301.95
Municipal Courts	71,611.39	Other Miscellaneous Revenues	719,382.26	Added and Omitted Taxes	42,087.78
PUBLIC SAFETY		Total	6,653,868.39	Total Taxes Levied - A8STRACT	5,784,544.58
Fire Protection	43,457.00	Prior Years Surplus Appropriated	360,000.00	Total Taxes Billed	5,767,075.51
Police Protection	635,650.11	REVENUES TOTAL	7,013,868.39	1988 TAXES COLLECTED	5,593,516.34
Civil Defense & Disaster Control	604.10	Reserve For Uncollected Taxes	206,435.10	1988 Taxes Cancelled, Abated or Adjusted	700.84
Environmental Inspection & Control	16,200.00	CAPITAL OUTLAY TOTAL	499,233.33	Transfer to Tax Title Liens or Foreclosed	
Other Public Safety				Balance Outstanding Dec. 31, 1988	172,858.33
PUBLIC WORKS				PRIOR YEARS TAXES OUTSTANDING	
Streets and Drainage	182,600.00	Public Enterprises		Balance January 1, 1988	126,581.22
Sewers and Sewage Processing		Recreation—Culture	81,169.64	Collected in 1988	121,349.45
Garbage and Trash Disposal	163,300.87	Public Works	405,918.12	Cancelled, Abated or Adjusted 1988	
Public Buildings and Grounds	203,000.00	Buildings and Grounds	12,145.57	Transfers to Tax Title Liens or Foreclosed	
Other Public Works	276,000.00	Library and Education		Balance December 31, 1988	5,231.77
HEALTH and WELFARE		Conservation		TAX TITLE LIENS OUTSTANDING	
Health Services Except Environmental	1,550.00	All Other		Balance January 1, 1988	1,688.70
Welfare-Public Assistance	1,350.00	CAPITAL DEBT AUTHORIZED, DECEMBER 31, 1988		Transfer From Taxes	
Hospitals, Clinics, First Aid		ISSUED AND UNISSUED		Redeemed in 1988	
Animal, Insect, & Rodent Control	3,200.00	School	1,000,000	Cancelled, Abated or Adjusted (1988)	
Other Welfare Services		Self-liquidating	1,272,000	Transfers to Foreclosed Property	
RECREATION and CONSERVATION		Other	1,634,610	Balance December 31, 1988	1,688.70
Beaches and Boardwalks	241,526.57	Total	3,906,610	PROPERTY ACQUIRED BY DEED OR	
Parks, Playgrounds, Shade Trees	9,000.00			FORECLOSURE	
Land Reclamation & Conservation	20,000.00	ISSUED AND OUTSTANDING		Balance January 1, 1988	
Other Recreational Services	24,311.50	School	1,000,000.00	Transfers From Taxes or Liens	
EDUCATION (excluding schools)		Self-Liquidating	1,139,000.00	Sale for Cash (1988)	
Libraries		Other	533,900.00	Cancelled, Abated or Adjusted (1988)	
Other Educational Services	2,000.00	Total	2,722,900.00	Balance December 31, 1988	
STATUTORY EXPENDITURES		EQUALIZED VALUATION BASIS		CURRENT FINANCES DECEMBER 31, 1988	
Pensions & F. I. C. A.	130,115.93	FOR NET DEBT COMPUTATION	525,636,315	ASSETS	
Employee Fringe Benefits	103,000.00	REAL PROPERTY VALUATIONS		Cash Dec. 31, 1988	1,513,309.40
Other Statutory Expenditures		Code Class # of Parcels % VAL'N		Taxes Receivable	178,090.10
CETA And Other Public Employment Programs		1 Vacant Land 130 3.20	12,160,940.00	Tax Title Liens	1,688.70
MUNICIPAL FUNCTIONS TOTAL	2,607,231.83	2 Residential 2432 92.42	351,662,800.00	Foreclosed Property	
CAPITAL IMPROVEMENTS *MEMO*	2,500.00	3 Farm		Emergencies & Other Deferred Charges	7,540.00
DEBT SERVICE		4a Commercial 61 3.79	14,437,400.00	State and Federal Aid Receivable	2,988.22
Principal Payments	145,000.00	4b Industrial		Other Receivables	190,724.38
Interest Payments	79,240.00	4c Apartments 7 .59	2,249,600.00	Total	1,894,340.80
DEFERRED CHARGES	53,155.64	Total 2630	380,510,740.00	LIABILITIES, RESERVES, AND SURPLUS	
SCHOOL, COUNTY, SPECIAL DISTRICT TAXES	3,829,933.06	Land Area .65 Sq. Miles		Cash Liabilities	1,120,777.67
RESERVE FOR UNCOLLECTED TAXES	206,435.10	Net Valuation Taxable-Municipal	382,430,632	Reserves for Receivables	370,503.18
EXPENDITURES TOTAL	6,926,000.63	Net Valuation Taxable-County	532,600,525	Surplus Dec. 31, 1988	403,059.95
		State Equalized Valuation	635,893,134	Total	1,894,340.80
		State Equalization Ratio	60.02		

*Includes County Health Service Taxes or County Vocational School Taxes. See Table 13.

0421

Population 1980 3,042
 Population 1988 3,053
 S & P Rating
 Moody Rating

General Tax Rate Per \$100.

State Equalized Tax Rate

5.54

2.95

LAWNSIDE BOROUGH - CAMDEN COUNTY

Form of Government:

Borough Council

Number of Members on Governing Body - 6

PER CAPITA.

Gross Debt 354.26
 Net Debt 167.23
 Debt Service 30.68
 Total Tax Levy 784.44
 Municipal Expenditures 593.00

PER CENT:

Gross Debt 1.53
 Net Debt .72
 Tax Levy Collected 91.90
 Tax Levy Cancelled, Abated
 or Adjusted

EXPENDITURES		REVENUES-REALIZED		1988 PROPERTY TAX	
GENERAL GOVERNMENT		1988 Property Taxes Collected		STATE EQUALIZED TAX RATE	
Governing Body & Public Boards			2,195,568.31	Local District School Taxes	1.37
Municipal Clerk				Regional & Consolidated School Tax	
Financial Administration	35,876.00	1988 Payments in Lieu of Taxes	163,835.54	School Taxes in Municipal Budget	
Assessment of Taxes	7,642.00	Delinquent Tax & Lien Collections	43,644.40	County Taxes	.98
Collection of Taxes	53,337.00	Business Personalty Replacement Taxes	409,354.00	County Library Taxes	.03
Planning, Housing & Development	5,548.00	Taxes from Public Utilities	132,974.32	Local Municipal Purpose Taxes	.57
Human Resources	30,335.50	Other Miscellaneous Tax Revenues		Veteran & Senior Citizen Taxes	
Elections	3,756.00	State Aid Revenues		Total Taxes for Rate Computation	2.95
General Administration (other)	303,039.86	Federal Aid Revenues		Special District Taxes	
JUDICIARY		State and Local Fiscal Assistance Act Utilized	12,000.00	Bank Corp. Taxes	6,774.83
Municipal Courts	32,106.00	Sale of Acquired Property	129,921.23	Added and Omitted Taxes	17,026.19
PUBLIC SAFETY		Other Miscellaneous Revenues	3,137,293.35	Total Taxes Levied - ABSTRACT	2,394,880.57
Fire Protection	67,910.00	Total	3,137,293.35	Total Taxes Billed	2,329,070.16
Police Protection	257,274.54	Prior Years Surplus Appropriated	137,800.00	1988 TAXES COLLECTED	2,195,568.31
Civil Defense & Disaster Control	400.00	REVENUES	3,325,098.35	1988 Taxes Cancelled, Abated or Adjusted	
Environmental Inspection & Control	16,172.00	Reserve For Uncollected Taxes	136,957.93	Transfer to Tax Title Liens or Foreclosed	23,565.10
Other Public Safety		CAPITAL OUTLAY	252,360.39	Balance Outstanding Dec. 31, 1988	164,935.25
PUBLIC WORKS		TOTAL		PRIOR YEARS TAXES OUTSTANDING	
Streets and Drainage	57,500.00	Public Enterprises		Balance January 1, 1988	171,224.83
Sewers and Sewage Processing	10,833.00	Recreation—Culture		Collected in 1988	145,803.87
Garbage and Trash Disposal	393,112.80	Public Works		Cancelled, Abated or Adjusted 1988	
Public Buildings and Grounds	55,200.00	Buildings and Grounds	252,360.89	Transfers to Tax Title Liens or Foreclosed	11,293.11
Other Public Works	70,032.14	Library and Education		Balance December 31, 1988	14,127.35
HEALTH and WELFARE		Conservation		TAX TITLE LIENS OUTSTANDING	
Health Services Except Environmental	2,569.00	All Other		Balance January 1, 1988	69,210.21
Welfare-Public Assistance	13,430.00	CAPITAL DEBT AUTHORIZED, DECEMBER 31, 1988		Transfer From Taxes	41,449.84
Hospitals, Clinics, First Aid		ISSUED AND UNISSUED		Redeemed in 1988	18,031.67
Animal, Insect, & Rodent Control	2,000.00	GROSS DEBT		Cancelled, Abated or Adjusted (1988)	
Other Welfare Services		School	241,000	Transfers to Foreclosed Property	15,003.51
RECREATION and CONSERVATION		Self-Liquidating	330,000	Balance December 31, 1988	77,624.87
Beaches and Boardwalks		Other	510,546	PROPERTY ACQUIRED BY DEED OR	
Parks, Playgrounds, Shade Trees	43,630.00	Total	1,081,546	FORECLOSURE	
Land Reclamation & Conservation		ISSUED AND OUTSTANDING		Balance January 1, 1988	498,136.49
Other Recreational Services	6,500.00	School	241,000.00	Transfers From Taxes or Liens	15,003.51
EDUCATION (excluding schools)		Self-Liquidating	330,000.00	Sale for Cash (1988)	12,000.00
Libraries		Other	148,800.00	Cancelled, Abated or Adjusted (1988)	3,800.00
Other Educational Services		Total	719,800.00	Balance December 31, 1988	497,340.00
STATUTORY EXPENDITURES		EQUALIZED VALUATION BASIS		CURRENT FINANCES DECEMBER 31, 1988	
Pensions & F. I. C. A.	61,476.53	FOR NET DEBT COMPUTATION	70,396,740	ASSETS	
Employee Fringe Benefits		REAL PROPERTY VALUATIONS		Cash Dec. 31, 1988	345,232.48
Other Statutory Expenditures	500.00	Code Class # of Parcels % VAL'N		Taxes Receivable	179,064.10
CETA And Other Public Employment Programs		1 Vacant Land 355 2.94	1,254,275.00	Tax Title Liens	77,624.87
MUNICIPAL FUNCTIONS		2 Residential 889 57.81	24,654,450.00	Foreclosed Property	497,340.00
CAPITAL IMPROVEMENTS	*MEMO*	3 Farm		Emergencies & Other Deferred Charges	234.55
DEBT SERVICE		4a Commercial 49 21.60	9,212,483.00	State and Federal Aid Receivable	67,441.50
Principal Payments	81,200.00	4b Industrial 2 14.58	6,215,600.00	Other Receivables	66,574.98
Interest Payments	12,469.00	4c Apartments 5 3.07	1,307,100.00	Total	1,233,562.48
		Total 1300	42,643,908.00	LIABILITIES, RESERVES, AND SURPLUS	
DEFERRED CHARGES		Land Area 1.43 Sq. Miles		Cash Liabilities	251,662.67
SCHOOL, COUNTY, SPECIAL DISTRICT TAXES	1,909,133.65	Net Valuation Taxable-Municipal	42,855,300	Reserves for Receivables	820,603.95
RESERVE FOR UNCOLLECTED TAXES	186,957.93	Net Valuation Taxable-County	76,292,624	Surplus Dec. 31, 1988	161,295.86
EXPENDITURES		State Equalized Valuation	80,233,738	Total	1,233,562.48
TOTAL	3,734,819.45	State Equalization Ratio	53.29		

0603

Population 1980 2,115
 Population 1988 2,400
 S & P Rating
 Moody Rating A1

General Tax Rate Per \$100.

6.91

State Equalized Tax Rate

2.90

LAWRENCE TWP. - CUMBERLAND CO.**Form of Government:****Township Committee****Number of Members on Governing Body - 3****PER CAPITA:**

Gross Debt 58.61
 Net Debt 58.61
 Debt Service 2.53
 Total Tax Levy 733.91
 Municipal Expenditures 440.89

PER CENT:

Gross Debt .26
 Net Debt .26
 Tax Levy Collected 75.94
 Tax Levy Cancelled, Abated
 or Adjusted

EXPENDITURES		REVENUES-REALIZED		1988 PROPERTY TAX	
GENERAL GOVERNMENT				STATE EQUALIZED TAX RATE	
Governing Body & Public Boards		1988 Property Taxes Collected	1,337,622.99	Local District School Taxes	1.36 819,121.00
Municipal Clerk		1988 Payments in Lieu of Taxes		Regional & Consolidated School Tax	
Financial Administration	23,416.00	Delinquent Tax & Lien Collections	291,537.99	School Taxes in Municipal Budget	
Assessment of Taxes	17,545.46	Business Personalty Replacement Taxes	29,219.28	County Taxes	1.05 * 634,985.80
Collection of Taxes	34,774.00	Taxes from Public Utilities	147,364.00	County Library Taxes	
Planning, Housing & Development	3,810.73	Other Miscellaneous Tax Revenues		Local Municipal Purpose Taxes	.49 293,000.00
Human Resources		State Aid Revenues	49,561.82	Veteran & Senior Citizen Taxes	
Elections	1,535.87	Federal Aid Revenues		Total Taxes for Rate Computation	2.90 1,786,156.80
General Administration (other)	144,302.49	State and Local Fiscal Assistance Act Utilized	560.00	Special District Taxes	
JUDICIARY		Sale of Acquired Property		Bank Corp. Taxes	
Municipal Courts	17,213.33	Other Miscellaneous Revenues	37,435.22	Added and Omitted Taxes	14,272.54
PUBLIC SAFETY		Total	1,943,301.30	Total Taxes Levied - ABSTRACT	1,761,379.34
Fire Protection	32,634.03	Prior Years Surplus Appropriated	160,000.00	Total Taxes Billed	1,761,379.34
Police Protection		REVENUES TOTAL	2,103,301.30	1988 TAXES COLLECTED	1,337,622.99
Civil Defense & Disaster Control	4,251.00	Reserve For Uncollected Taxes	459,121.47	1988 Taxes Cancelled, Abated or Adjusted	
Environmental Inspection & Control	3,648.99	CAPITAL OUTLAY TOTAL	10,000.00	Transfer to Tax Title Liens or Foreclosed	
Other Public Safety				Balance Outstanding Dec. 31, 1988	423,756.35
PUBLIC WORKS				PRIOR YEARS TAXES OUTSTANDING	
Streets and Drainage	92,237.55	Public Enterprises		Balance January 1, 1988	254,017.40
Sewers and Sewage Processing	1,659.33	Recreation—Culture		Collected in 1988	230,359.83
Garbage and Trash Disposal	70,613.95	Public Works		Cancelled, Abated or Adjusted 1988	
Public Buildings and Grounds	22,205.99	Buildings and Grounds	10,000.00	Transfers to Tax Title Liens or Foreclosed	
Other Public Works		Library and Education		Balance December 31, 1988	23,657.57
HEALTH and WELFARE		Conservation		TAX TITLE LIENS OUTSTANDING	
Health Services Except Environmental	600.00	All Other		Balance January 1, 1988	625,260.12
Welfare-Public Assistance	24,222.00	CAPITAL DEBT AUTHORIZED, DECEMBER 31, 1988		Transfer From Taxes	
Hospitals, Clinics, First Aid		ISSUED AND UNISSUED GROSS DEBT NET DEBT		Redeemed in 1988	61,178.16
Animal, Insect, & Rodent Control	5,436.86	School		Cancelled, Abated or Adjusted (1988)	
Other Welfare Services		Self-liquidating		Transfers to Foreclosed Property	
RECREATION and CONSERVATION		Other	140,653	Balance December 31, 1988	564,081.96
Beaches and Boardwalks		Total	140,653	PROPERTY ACQUIRED BY DEED OR	
Parks, Playgrounds, Shade Trees				FORECLOSURE	
Land Reclamation & Conservation		ISSUED AND OUTSTANDING		Balance January 1, 1988	284,350.00
Other Recreational Services		School		Transfers From Taxes or Liens	
EDUCATION (excluding schools)		Self-Liquidating		Sale for Cash (1988)	1,700.00
Libraries	5,100.00	Other	93,653.85	Cancelled, Abated or Adjusted (1988)	
Other Educational Services		Total	93,653.85	Balance December 31, 1988	282,650.00
STATUTORY EXPENDITURES		EQUALIZED VALUATION BASIS		CURRENT FINANCES DECEMBER 31, 1988	
Pensions & F. I. C. A.	18,575.09	FOR NET DEBT COMPUTATION	54,068,621	ASSETS	
Employee Fringe Benefits		REAL PROPERTY VALUATIONS		Cash Dec. 31, 1988	392,299.00
Other Statutory Expenditures		Code Class # of Parcels % VAL'N ASSESSED VALUATION		Taxes Receivable	447,413.92
CETA And Other Public Employment Programs		1 Vacant Land 3798 24.01 5,839,700.00		Tax Title Liens	564,081.96
MUNICIPAL FUNCTIONS TOTAL	539,947.72	2 Residential 718 52.56 12,731,734.00		Foreclosed Property	282,650.00
CAPITAL IMPROVEMENTS *MEMO*		3 Farm 305 14.69 3,572,740.00		Emergencies & Other Deferred Charges	71,937.00
DEBT SERVICE		4a Commercial 55 4.89 1,190,325.00		State and Federal Aid Receivable	5,910.00
Principal Payments	4,146.15	4b Industrial 3 3.69 897,200.00		Other Receivables	30,091.12
Interest Payments	1,935.37	4c Apartments 2 .15 35,900.00		Total	1,794,383.00
DEFERRED CHARGES	52,931.68	Total 4381 24,317,599.00		LIABILITIES, RESERVES, AND SURPLUS	
SCHOOL COUNTY, SPECIAL DISTRICT TAXES	1,454,106.80	Land Area 37.35 Sq. Miles		Cash Liabilities	140,631.00
RESERVE FOR UNCOLLECTED TAXES	459,121.47	Net Valuation Taxable-Municipal	25,296,181	Reserves for Receivables	1,324,237.00
EXPENDITURES TOTAL	2,512,239.19	Net Valuation Taxable-County	53,849,602	Surplus Dec. 31, 1988	329,515.00
		State Equalized Valuation	58,919,013	Total	1,794,383.00
		State Equalization Ratio	41.97		

*Includes County Health Service Taxes or County Vocational School Taxes. See Table 13.

1107

Population 1980 19,724
 Population 1988 25,938
 S & P Rating AA-
 Moody Rating

General Tax Rate Per \$100.

6.03

State Equalized Tax Rate

1.72

LAWRENCE TWP. - MERCER CO.**Form of Government:****Council-Manager Plan E (OMCL 50)****Number of Members on Governing Body - 5****PER CAPITA:**

Gross Debt 1,016.66
 Net Debt 699.02
 Debt Service 85.80
 Total Tax Levy 1,312.61
 Municipal Expenditures 638.59

PER CENT:

Gross Debt 1.73
 Net Debt 1.19
 Tax Levy Collected 96.99
 Tax Levy Cancelled, Abated or Adjusted .41

EXPENDITURES		REVENUES-REALIZED		1988 PROPERTY TAX	
GENERAL GOVERNMENT				STATE EQUALIZED TAX RATE → .33	
Governing Body & Public Boards	44,835.00	1988 Property Taxes Collected	33,016,739.27	Local District School Taxes	15,254,483.00
Municipal Clerk	83,653.00	1988 Payments in Lieu of Taxes	148,188.53	Regional & Consolidated School Tax	
Financial Administration	302,833.00	Delinquent Tax & Lien Collections	668,451.77	School Taxes in Municipal Budget	
Assessment of Taxes	219,476.00	Business Personality Replacement Taxes	596,204.04	County Taxes	8,947,525.36
Collection of Taxes	93,656.00	Taxes from Public Utilities	2,436,894.00	County Library Taxes	923,091.52
Planning, Housing & Development	364,050.15	Other Miscellaneous Tax Revenues		Local Municipal Purpose Taxes	6,420,252.57
Human Resources	131,443.18	State Aid Revenues	257,444.43	Veteran & Senior Citizen Taxes	177,300.00
Elections	12,172.00	Federal Aid Revenues		Total Taxes for Rate Computation	31,722,552.45
General Administration (other)	1,380,631.35	State and Local Fiscal Assistance Act Utilized	239.70	Special District Taxes	
JUDICIARY		Sale of Acquired Property		Bank Corp. Taxes	53,210.47
Municipal Courts	170,953.00	Other Miscellaneous Revenues	4,414,176.31	Added and Omitted Taxes	2,442,308.84
PUBLIC SAFETY		Total	41,538,383.50	Total Taxes Levied - ABSTRACT	34,046,371.76
Fire Protection	556,576.80	Prior Years Surplus Appropriated	1,625,000.00	Total Taxes Billed	34,040,392.84
Police Protection	2,342,501.00	REVENUES	43,163,383.50	1988 TAXES COLLECTED	33,016,739.27
Civil Defense & Disaster Control	110,635.00	Reserve For Uncollected Taxes	934,419.33	1988 Taxes Cancelled, Abated or Adjusted	139,393.76
Environmental Inspection & Control	300,679.00	CAPITAL OUTLAY	2,097,052.35	Transfer to Tax Title Liens or Foreclosed	12,473.37
Other Public Safety		Total		Balance Outstanding Dec. 31, 1988	371,730.94
PUBLIC WORKS		Public Enterprises		PRIOR YEARS TAXES OUTSTANDING	
Streets and Drainage	1,069,103.80	Recreation—Culture	340,654.43	Balance January 1, 1988	675,307.62
Sewers and Sewage Processing	2,187,961.27	Public Works	1,576,923.69	Collected in 1988	663,623.43
Garbage and Trash Disposal	1,633,154.00	Buildings and Grounds	179,459.73	Cancelled, Abated or Adjusted 1988	72.33
Public Buildings and Grounds	441,639.00	Library and Education		Transfers to Tax Title Liens or Foreclosed	7,547.64
Other Public Works	53,000.00	Conservation		Balance December 31, 1988	3,959.17
HEALTH and WELFARE		All Other		TAX TITLE LIENS OUTSTANDING	
Health Services Except Environmental	230,653.00	CAPITAL DEBT AUTHORIZED, DECEMBER 31, 1988		Balance January 1, 1988	47,076.36
Welfare-Public Assistance	61,609.00	ISSUED AND UNISSUED	GROSS DEBT	Transfer From Taxes	20,126.51
Hospitals, Clinics, First Aid		School	3,239,000.00	Redeemed in 1988	4,823.29
Animal, Insect, & Rodent Control	22,901.00	Self-liquidating		Cancelled, Abated or Adjusted (1988)	
Other Welfare Services		Other	18,131,227	Transfers to Foreclosed Property	
RECREATION and CONSERVATION		Total	26,370,227	Balance December 31, 1988	62,379.58
Beaches and Boardwalks		ISSUED AND OUTSTANDING		PROPERTY ACQUIRED BY DEED OR FORECLOSURE	
Parks, Playgrounds, Shade Trees	5,000.00	School	3,239,000.00	Balance January 1, 1988	12,110.00
Land Reclamation & Conservation	22,569.00	Self-liquidating		Transfers From Taxes or Liens	
Other Recreational Services	134,036.00	Other	13,515,000.00	Sale for Cash (1988)	
EDUCATION (excluding schools)		Total	21,754,000.00	Cancelled, Abated or Adjusted (1988)	
Libraries		EQUALIZED VALUATION BASIS		Balance December 31, 1988	12,110.00
Other Educational Services	1,390.00	FOR NET DEBT COMPUTATION	1,525,049,053	CURRENT FINANCES DECEMBER 31, 1988	
STATUTORY EXPENDITURES		REAL PROPERTY VALUATIONS		ASSETS	
Pensions & F. I. C. A.	715,404.00	Code Class # of Parcels % VAL'N	ASSESSED VALUATION	Cash Dec. 31, 1988	4,168,632.82
Employee Fringe Benefits	449,855.00	1 Vacant Land 2029 4.27	22,218,700.00	Taxes Receivable	375,590.11
Other Statutory Expenditures		2 Residential 6945 52.82	275,139,900.00	Tax Title Liens	62,379.58
CETA And Other Public Employment Programs		3 Farm 156 .62	3,230,700.00	Foreclosed Property	12,110.00
MUNICIPAL FUNCTIONS	TOTAL	4a Commercial 315 36.40	189,636,335.00	Emergencies & Other Deferred Charges	207,733.95
CAPITAL IMPROVEMENTS	*MEMO*	4b Industrial 39 3.35	20,054,900.00	State and Federal Aid Receivable	25,764.43
DEBT SERVICE		4c Apartments 12 2.04	10,636,050.00	Other Receivables	433,772.36
Principal Payments	1,380,000.00	Total 9496	520,916,635.00	Total	5,786,283.75
Interest Payments	845,527.05	Land Area 21.37 Sq. Miles		LIABILITIES, RESERVES, AND SURPLUS	
DEFERRED CHARGES	106,336.13	Net Valuation Taxable-Municipal	524,000,371	Cash Liabilities	2,394,704.95
SCHOOL, COUNTY, SPECIAL DISTRICT TAXES	25,125,099.88	Net Valuation Taxable-County	1,574,793,446	Reserves for Receivables	1,383,952.55
RESERVE FOR UNCOLLECTED TAXES	934,419.33	State Equalized Valuation	1,825,751,160	Surplus Dec. 31, 1988	2,007,526.25
EXPENDITURES	TOTAL	State Equalization Ratio	23.53	Total	5,786,283.75

Population 1980 820
 Population 1988 1,123
 S & P Rating
 Moody Rating

General Tax Rate Per \$100.

3.69

State Equalized Tax Rate

2.05

LEBANON BOROUGH - HUNTERDON CO.

Form of Government:

Borough Council

Number of Members on Governing Body - 6

PER CAPITA:

Gross Debt 2,932.04
 Net Debt 878.64
 Debt Service 50.02
 Total Tax Levy 1,876.50
 Municipal Expenditures 639.67

PER CENT:

Gross Debt 4.68
 Net Debt 1.40
 Tax Levy Collected 96.69
 Tax Levy Cancelled, Abated or Adjusted .13

EXPENDITURES		REVENUES-REALIZED		1988 PROPERTY TAX	
GENERAL GOVERNMENT		1988 Property Taxes Collected		STATE EQUALIZED TAX RATE	
Governing Body & Public Boards		1988 Payments in Lieu of Taxes		Local District School Taxes	763,222.00
Municipal Clerk		Delinquent Tax & Lien Collections		Regional & Consolidated School Tax	394,227.51
Financial Administration	7,750.00	Business Personalty Replacement Taxes		School Taxes in Municipal Budget	
Assessment of Taxes	10,300.00	Taxes from Public Utilities		County Taxes	363,739.32
Collection of Taxes	7,350.00	Other Miscellaneous Tax Revenues		County Library Taxes	18,187.98
Planning, Housing & Development	6,250.00	State Aid Revenues		Local Municipal Purpose Taxes	317,909.27
Human Resources	25,075.00	Federal Aid Revenues		Veteran & Senior Citizen Taxes	6,300.00
Elections		State and Local Fiscal Assistance Act Utilized		Total Taxes for Rate Computation	1,863,586.08
General Administration (other)	84,600.71	Sale of Acquired Property		Special District Taxes	
JUDICIARY		Other Miscellaneous Revenues		Bank Corp. Taxes	8,357.28
Municipal Courts	15,208.74	Prior Years Surplus Appropriated		Added and Omitted Taxes	241,670.92
PUBLIC SAFETY		REVENUES TOTAL		Total Taxes Levied - ABSTRACT	2,107,314.28
Fire Protection	7,417.10	Reserve For Uncollected Taxes		Total Taxes Billed	2,101,825.54
Police Protection	74,000.00	CAPITAL OUTLAY TOTAL		1988 TAXES COLLECTED	2,032,220.14
Civil Defense & Disaster Control	50.00	Public Enterprises		1988 Taxes Cancelled, Abated or Adjusted	2,806.86
Environmental Inspection & Control		Recreation—Culture		Transfer to Tax Title Liens or Foreclosed	
Other Public Safety		Public Works		Balance Outstanding Dec. 31, 1988	66,798.54
PUBLIC WORKS		Buildings and Grounds		PRIOR YEARS TAXES OUTSTANDING	
Streets and Drainage	32,600.00	Library and Education		Balance January 1, 1988	128,032.53
Sewers and Sewage Processing		Conservation		Collected in 1988	126,897.60
Garbage and Trash Disposal	90,000.00	All Other		Cancelled, Abated or Adjusted 1988	1,134.93
Public Buildings and Grounds	3,019.63	CAPITAL DEBT AUTHORIZED, DECEMBER 31, 1988		Transfers to Tax Title Liens or Foreclosed	
Other Public Works	3,850.00	ISSUED AND UNISSUED		Balance December 31, 1988	
HEALTH and WELFARE		GROSS DEBT		TAX TITLE LIENS OUTSTANDING	
Health Services Except Environmental	117.95	NET DEBT		Balance January 1, 1988	
Welfare-Public Assistance	250.00	SCHOOL		Transfer From Taxes	
Hospitals, Clinics, First Aid		Self-liquidating		Redeemed in 1988	
Animal, Insect, & Rodent Control		Other		Cancelled, Abated or Adjusted (1988)	
Other Welfare Services		Total		Transfers to Foreclosed Property	
RECREATION and CONSERVATION		ISSUED AND OUTSTANDING		Balance December 31, 1988	
Beaches and Boardwalks		SCHOOL		PROPERTY ACQUIRED BY DEED OR	
Parks, Playgrounds, Shade Trees		Self-Liquidating		FORECLOSURE	
Land Reclamation & Conservation	6,000.00	Other		Balance January 1, 1988	
Other Recreational Services	7,910.00	Total		Transfers From Taxes or Liens	
EDUCATION (excluding schools)		EQUALIZED VALUATION BASIS		Sale for Cash (1988)	
Libraries		FOR NET DEBT COMPUTATION		Cancelled, Abated or Adjusted (1988)	
Other Educational Services		REAL PROPERTY VALUATIONS		Balance December 31, 1988	
STATUTORY EXPENDITURES		Code Class # of Parcels % VAL'N		CURRENT FINANCES DECEMBER 31, 1988	
Pensions & F. I. C. A.	21,195.74	ASSESSED VALUATION		ASSETS	
Employee Fringe Benefits	11,708.72	1 Vacant Land 77 10.99		Cash Dec. 31, 1988	916,074.16
Other Statutory Expenditures	650.00	2 Residential 346 62.08		Taxes Receivable	66,798.54
CETA And Other Public Employment Programs		3 Farm 12 1.11		Tax Title Liens	
MUNICIPAL FUNCTIONS TOTAL	415,303.59	4a Commercial 47 18.09		Foreclosed Property	
CAPITAL IMPROVEMENTS *MEMO*	25,000.00	4b Industrial 5 7.73		Emergencies & Other Deferred Charges	4,019.63
DEBT SERVICE		4c Apartments		State and Federal Aid Receivable	50,000.00
Principal Payments	47,750.00	Total		Other Receivables	2,052.20
Interest Payments	8,427.77	Land Area 1.23 Sq. Miles		Total	1,038,944.53
DEFERRED CHARGES	55,999.00	Net Valuation Taxable-Municipal		LIABILITIES, RESERVES, AND SURPLUS	
SCHOOL, COUNTY, SPECIAL DISTRICT TAXES	1,539,376.81	Net Valuation Taxable-County		Cash Liabilities	496,221.79
RESERVE FOR UNCOLLECTED TAXES	190,866.23	State Equalized Valuation		Reserves for Receivables	68,850.74
EXPENDITURES TOTAL	2,257,723.40	State Equalization Ratio		Surplus Dec. 31, 1988	473,872.00

1019

Population 1980 5,459
 Population 1988 5,609
 S & P Rating
 Moody Rating

General Tax Rate Per \$100.

.93

State Equalized Tax Rate

1.29

LEBANON TOWNSHIP - HUNTERDON CO.

Form of Government:

Township Committee

Number of Members on Governing Body - 3

PER CAPITA

Gross Debt 165.32

Net Debt

Debt Service

Total Tax Levy 833.31

Municipal Expenditures 722.13

PER CENT:

Gross Debt .30

Net Debt

Tax Levy Collected 91.54

Tax Levy Cancelled, Abated

or Adjusted 1.20

EXPENDITURES		REVENUES-REALIZED		1988 PROPERTY TAX	
GENERAL GOVERNMENT		1988 Property Taxes Collected		STATE EQUALIZED TAX RATE	
Governing Body & Public Boards		1988 Payments in Lieu of Taxes	4,579,125.03	Local District School Taxes	.23
Municipal Clerk		Delinquent Tax & Lien Collections	24,717.30	Regional & Consolidated School Tax	.49
Financial Administration	29,000.00	Business Personalty Replacement Taxes	216,143.13	School Taxes in Municipal Budget	
Assessment of Taxes	27,600.00	Taxes from Public Utilities	48,262.94	County Taxes	.39
Collection of Taxes	46,000.00	Other Miscellaneous Tax Revenues	2,517,338.00	County Library Taxes	.02
Planning, Housing & Development	99,600.00	State Aid Revenues	34,562.63	Local Municipal Purpose Taxes	.15
Human Resources	5,761.69	Federal Aid Revenues		Veteran & Senior Citizen Taxes	
Elections	1,500.00	State and Local Fiscal Assistance Act Utilized	807.69	Total Taxes for Rate Computation	1.23
General Administration (other)	231,000.00	Sale of Acquired Property		Special District Taxes	
JUDICIARY		Other Miscellaneous Revenues	433,387.36	Bank Corp. Taxes	6.25
Municipal Courts		Total	7,909,899.03	Added and Omitted Taxes	41,529.55
PUBLIC SAFETY		Prior Years Surplus Appropriated	1,530,000.00	Total Taxes Levied - ABSTRACT	4,754,460.31
Fire Protection	45,514.03	REVENUES	9,439,899.03	Total Taxes Billed	5,002,322.31
Police Protection	402,500.00	Reserve For Uncollected Taxes	425,000.00	1988 TAXES COLLECTED	4,579,125.03
Civil Defense & Disaster Control	500.00	CAPITAL OUTLAY	251,276.45	1988 Taxes Cancelled, Abated or Adjusted	60,149.21
Environmental Inspection & Control	61,590.00	Public Enterprises		Transfer to Tax Title Liens or Foreclosed	28,723.72
Other Public Safety		Recreation—Culture		Balance Outstanding Dec. 31, 1988	334,124.35
PUBLIC WORKS		Public Works	125,361.45	PRIOR YEARS TAXES OUTSTANDING	
Streets and Drainage	506,700.00	Buildings and Grounds	126,515.00	Balance January 1, 1988	242,239.30
Sewers and Sewage Processing		Library and Education		Collected in 1988	210,685.07
Garbage and Trash Disposal	30,000.00	Conservation		Cancelled, Abated or Adjusted 1988	920.19
Public Buildings and Grounds	31,500.00	All Other		Transfers to Tax Title Liens or Foreclosed	4,552.54
Other Public Works		CAPITAL DEBT AUTHORIZED, DECEMBER 31, 1988		Balance December 31, 1988	26,132.00
HEALTH and WELFARE		ISSUED AND UNISSUED		TAX TITLE LIENS OUTSTANDING	
Health Services Except Environmental	17,000.00	School	927,304	Balance January 1, 1988	62,902.37
Welfare-Public Assistance	2,600.00	Self-liquidating		Transfer From Taxes	34,141.15
Hospitals, Clinics, First Aid		Other		Redeemed in 1988	5,463.11
Animal, Insect, & Rodent Control	5,000.00	Total	927,304	Cancelled, Abated or Adjusted (1988)	3,523.56
Other Welfare Services		ISSUED AND OUTSTANDING		Transfers to Foreclosed Property	
RECREATION and CONSERVATION		School	376,995.13	Balance December 31, 1988	87,997.35
Beaches and Boardwalks		Self-Liquidating		PROPERTY ACQUIRED BY DEED OR	
Parks, Playgrounds, Shade Trees		Other		FORECLOSURE	
Land Reclamation & Conservation	26,025.00	Total	376,995.13	Balance January 1, 1988	33,000.00
Other Recreational Services	17,500.00	EQUALIZED VALUATION BASIS		Transfers From Taxes or Liens	
EDUCATION (excluding schools)		FOR NET DEBT COMPUTATION	303,295,549	Sale for Cash (1988)	
Libraries	20,000.00	REAL PROPERTY VALUATIONS		Cancelled, Abated or Adjusted (1988)	
Other Educational Services	1,777,342.09	Code Class # of Parcels % VAL'N		Balance December 31, 1988	33,000.00
STATUTORY EXPENDITURES		ASSESSED VALUATION		CURRENT FINANCES DECEMBER 31, 1988	
Pensions & F. I. C. A.	136,200.00	1 Vacant Land 543 10.78	54,444,400.00	ASSETS	
Employee Fringe Benefits	82,500.00	2 Residential 1589 71.22	359,674,400.00	Cash Dec. 31, 1988	4,414,377.11
Other Statutory Expenditures	2,500.00	3 Farm 469 10.22	51,595,927.00	Taxes Receivable	360,256.35
CETA And Other Public Employment Programs		4a Commercial 71 7.03	35,478,400.00	Tax Title Liens	87,997.35
MUNICIPAL FUNCTIONS		4b Industrial 2 .22	1,109,700.00	Foreclosed Property	38,000.00
CAPITAL IMPROVEMENTS *MEMO*	151,000.00	4c Apartments 5 .54	2,702,000.00	Emergencies & Other Deferred Charges	80,000.00
DEBT SERVICE		Total 2679	505,004,827.00	State and Federal Aid Receivable	3,990.61
Principal Payments		Land Area 31.85 Sq. Miles		Other Receivables	2,015.91
Interest Payments		Net Valuation Taxable-Municipal	506,203,303	Total	4,986,637.33
DEFERRED CHARGES	20,000.00	Net Valuation Taxable-County	332,932,952	LIABILITIES, RESERVES, AND SURPLUS	
SCHOOL, COUNTY, SPECIAL DISTRICT TAXES	4,330,631.29	State Equalized Valuation	384,155,045	Cash Liabilities	2,490,499.63
RESERVE FOR UNCOLLECTED TAXES	425,000.00	State Equalization Ratio	131.87	Reserves for Receivables	438,269.61
EXPENDITURES				Surplus Dec. 31, 1988	2,007,868.09
TOTAL	8,381,064.15			Total	4,986,637.33

0229

Population 1980 3,027
 Population 1988 3,000
 S & P Rating
 Moody Rating A

General Tax Rate Per \$100. 2.53
 State Equalized Tax Rate 1.46

LEONIA BOROUGH - BERGEN COUNTY

Form of Government:

Borough Council

Number of Members on Governing Body - 6

PER CAPITA:

Gross Debt 426.59
 Net Debt 179.06
 Debt Service 48.51
 Total Tax Levy 1,276.69
 Municipal Expenditures 661.17

PER CENT:

Gross Debt .60
 Net Debt .25
 Tax Levy Collected 98.92
 Tax Levy Cancelled, Abated or Adjusted .34

EXPENDITURES	REVENUES-REALIZED	1988 PROPERTY TAX
GENERAL GOVERNMENT		STATE EQUALIZED TAX RATE \rightarrow .83
Governing Body & Public Boards	1988 Property Taxes Collected 10,072,347.99	Local District School Taxes 5,750,040.66
Municipal Clerk	1988 Payments in Lieu of Taxes 27,943.00	Regional & Consolidated School Tax
Financial Administration 21,500.00	Delinquent Tax & Lien Collections 127,749.53	School Taxes in Municipal Budget
Assessment of Taxes 13,635.00	Business Personalty Replacement Taxes 50,899.40	County Taxes .21 1,463,685.60
Collection of Taxes 123,578.00	Taxes from Public Utilities 958,059.00	County Library Taxes
Planning, Housing & Development 37,437.00	Other Miscellaneous Tax Revenues	Local Municipal Purpose Taxes .42 2,884,890.30
Human Resources	State Aid Revenues 108,745.24	Veteran & Senior Citizen Taxes 48,800.00
Elections 2,350.00	Federal Aid Revenues	Total Taxes for Rate Computation 1.46 10,147,416.56
General Administration (other) 726,094.00	State and Local Fiscal Assistance Act Utilized	Special District Taxes
JUDICIARY	Sale of Acquired Property	Bank Corp. Taxes 33,753.64
Municipal Courts 97,001.43	Other Miscellaneous Revenues	Added and Omitted Taxes 81,119.49
PUBLIC SAFETY	Total 647,595.80	Total Taxes Levied - ABSTRACT 10,213,489.69
Fire Protection 113,155.00	Prior Years Surplus Appropriated 550,000.00	Total Taxes Billed 10,181,931.33
Police Protection 1,091,308.43	REVENUES TOTAL 12,543,339.96	1988 TAXES COLLECTED 10,072,347.99
Civil Defense & Disaster Control	Reserve For Uncollected Taxes 181,772.89	1988 Taxes Cancelled, Abated or Adjusted 34,503.47
Environmental Inspection & Control 40,746.00	CAPITAL OUTLAY TOTAL 582,058.85	Transfer to Tax Title Liens or Foreclosed
Other Public Safety	Public Enterprises	Balance Outstanding Dec. 31, 1988 75,079.87
PUBLIC WORKS	Recreation—Culture 20,925.77	PRIOR YEARS TAXES OUTSTANDING
Streets and Drainage 92,557.40	Public Works 2,786.91	Balance January 1, 1988 130,032.00
Sewers and Sewage Processing 261,233.00	Buildings and Grounds 558,347.07	Collected in 1988 127,749.53
Garbage and Trash Disposal 781,232.00	Library and Education	Cancelled, Abated or Adjusted 1988 2,282.47
Public Buildings and Grounds 26,850.00	Conservation	Transfers to Tax Title Liens or Foreclosed
Other Public Works 358,177.00	All Other	Balance December 31, 1988
HEALTH and WELFARE	CAPITAL DEBT AUTHORIZED, DECEMBER 31, 1988	TAX TITLE LIENS OUTSTANDING
Health Services Except Environmental 58,014.62	ISSUED AND UNISSUED GROSS DEBT NET DEBT	Balance January 1, 1988
Welfare-Public Assistance 17,664.00	School 1,815,000	Transfer From Taxes
Hospitals, Clinics, First Aid	Self-liquidating 220,000	Redeemed in 1988
Animal, Insect, & Rodent Control	Other 1,377,688	Cancelled, Abated or Adjusted (1988)
Other Welfare Services 35.00	Total 3,412,688	Transfers to Foreclosed Property
RECREATION and CONSERVATION	ISSUED AND OUTSTANDING	Balance December 31, 1988
Beaches and Boardwalks	School 1,815,000.00	PROPERTY ACQUIRED BY DEED OR
Parks, Playgrounds, Shade Trees 10,350.00	Self-Liquidating 220,000.00	FORECLOSURE
Land Reclamation & Conservation 83,800.00	Other 886,438.00	Balance January 1, 1988 80,540.00
Other Recreational Services 90,153.00	Total 2,921,438.00	Transfers From Taxes or Liens
EDUCATION (excluding schools)	EQUALIZED VALUATION BASIS	Sale for Cash (1988)
Libraries 293,762.00	FOR NET DEBT COMPUTATION 571,427,718	Cancelled, Abated or Adjusted (1988)
Other Educational Services	REAL PROPERTY VALUATIONS	Balance December 31, 1988 80,540.00
STATUTORY EXPENDITURES	Code Class # of Parcels % VAL'N ASSESSED VALUATION	CURRENT FINANCES DECEMBER 31, 1988
Pensions & F. I. C. A. 361,553.00	1 Vacant Land 79 1.01 3,929,300.00	ASSETS
Employee Fringe Benefits	2 Residential 2365 35.87 335,380,385.00	Cash Dec. 31, 1988 2,206,412.94
Other Statutory Expenditures	3 Farm	Taxes Receivable 75,079.87
CETA And Other Public Employment Programs	4a Commercial 60 5.53 21,588,500.00	Tax Title Liens
MUNICIPAL FUNCTIONS TOTAL 4,702,335.93	4b Industrial 5 3.63 14,193,200.00	Foreclosed Property 80,540.00
CAPITAL IMPROVEMENTS *MEMO* 25,000.00	4c Apartments 32 3.96 15,472,600.00	Emergencies & Other Deferred Charges 67,360.00
DEBT SERVICE	Total 2541 390,563,985.00	State and Federal Aid Receivable
Principal Payments 322,028.00	Land Area 1.50 Sq. Miles	Other Receivables 11,817.18
Interest Payments 66,040.71	Net Valuation Taxable-Municipal 391,504,335	Total 2,441,209.99
DEFERRED CHARGES 17,180.00	Net Valuation Taxable-County 582,865,082	LIABILITIES, RESERVES, AND SURPLUS
SCHOOL, COUNTY, SPECIAL DISTRICT TAXES 7,213,726.26	State Equalized Valuation 692,326,409	Cash Liabilities 1,849,882.62
RESERVE FOR UNCOLLECTED TAXES 181,772.89	State Equalization Ratio 56.49	Reserves for Receivables 167,437.05
EXPENDITURES TOTAL 12,503,033.79		Surplus Dec. 31, 1988 423,890.32

Population 1980 1,730
 Population 1988 2,074
 S & P Rating
 Moody Rating

General Tax Rate Per \$100.

1.82

State Equalized Tax Rate

2.14

LIBERTY TOWNSHIP - WARREN COUNTY

Form of Government:

Township Committee

Number of Members on Governing Body - 3

PER CAPITA:

Gross Debt 906.94
 Net Debt 130.57
 Debt Service 5.01
 Total Tax Levy 1,415.12
 Municipal Expenditures 668.26

PER CENT:

Gross Debt 2.01
 Net Debt .29
 Tax Levy Collected 88.91
 Tax Levy Cancelled, Abated or Adjusted

EXPENDITURES		REVENUES-REALIZED		1988 PROPERTY TAX	
GENERAL GOVERNMENT				STATE EQUALIZED TAX RATE 1.12	
Governing Body & Public Boords		1988 Property Taxes Collected	2,616,389.37	Local District School Taxes	1,457,923.00
Municipal Clerk		1988 Payments in Lieu of Taxes		Regional & Consolidated School Tax	
Financial Administration	46,300.00	Delinquent Tax & Lien Collections	164,497.70	School Taxes in Municipal Budget	
Assessment of Taxes	16,330.00	Business Personalty Replacement Taxes	12,508.96	County Taxes	769,571.00
Collection of Taxes	48,058.00	Taxes from Public Utilities	93,579.00	County Library Taxes	29,154.35
Planning, Housing & Development	47,233.00	Other Miscellaneous Tax Revenues		Local Municipal Purpose Taxes	516,783.34
Human Resources		State Aid Revenues	419,043.66	Veteran & Senior Citizen Taxes	19,350.00
Elections		Federal Aid Revenues		Total Taxes for Rate Computation	2.13 2,792,787.19
General Administration (other)	443,426.00	State and Local Fiscal Assistance Act Utilized	471.43	Special District Taxes	
JUDICIARY		Sale of Acquired Property		Bank Corp. Taxes	
Municipal Courts		Other Miscellaneous Revenues	167,953.65	Added and Omitted Taxes	161,518.49
PUBLIC SAFETY		Total	3,479,448.32	Total Taxes Levied - ABSTRACT	2,934,955.68
Fire Protection	13,426.60	Prior Years Surplus Appropriated	81,000.00	Total Taxes Billed	2,942,647.53
Police Protection	7,000.00	REVENUES TOTAL	3,560,449.32	1988 TAXES COLLECTED	2,616,389.37
Civil Defense & Disaster Contral		Reserve for Uncollected Taxes	229,066.32	1988 Taxes Cancelled, Abated or Adjusted	
Environmental Inspection & Contral	20,500.00	CAPITAL OUTLAY TOTAL	120,285.19	Transfer to Tax Title Liens or Foreclosed	
Other Public Safety				Balance Outstanding Dec. 31, 1988	320,253.31
PUBLIC WORKS				PRIOR YEARS TAXES OUTSTANDING	
Streets and Drainage	304,223.43	Public Enterprises		Balance January 1, 1988	167,287.22
Sewers and Sewage Processing	1,731.73	Recreation—Culture	2,900.00	Collected in 1988	145,923.55
Garbage and Trash Disposal	14,200.00	Public Works		Cancelled, Abated or Adjusted 1988	
Public Buildings and Grounds	23,500.00	Buildings and Grounds	117,335.19	Transfers to Tax Title Liens or Foreclosed	
Other Public Works		Library and Education		Balance December 31, 1988	20,353.67
HEALTH and WELFARE		Conservation		TAX TITLE LIENS OUTSTANDING	
Health Services Except Environmental	649.00	All Other		Balance January 1, 1988	31,961.08
Welfare-Public Assistance	2,500.00	CAPITAL DEBT AUTHORIZED, DECEMBER 31, 1988		Transfer From Taxes	
Hospitals, Clinics, First Aid		ISSUED AND UNISSUED		Redeemed in 1988	17,569.15
Animal, Insect, & Rodent Control	375.00	School	1,610,000	Cancelled, Abated or Adjusted (1988)	
Other Welfare Services		Self-liquidating		Transfers to Foreclosed Property	
RECREATION and CONSERVATION		Other	271,000	Balance December 31, 1988	64,391.93
Beaches and Boardwalks		Total	1,881,000	PROPERTY ACQUIRED BY DEED OR	
Parks, Playgrounds, Shade Trees				FORECLOSURE	
Land Reclamation & Conservation	500.00	ISSUED AND OUTSTANDING		Balance January 1, 1988	14,300.00
Other Recreational Services	4,750.00	School	1,610,000.00	Transfers From Taxes or Liens	
EDUCATION (excluding schools)		Self-Liquidating		Sale for Cash (1988)	
Libraries		Other	114,000.00	Cancelled, Abated or Adjusted (1988)	
Other Educational Services		Total	1,724,000.00	Balance December 31, 1988	14,300.00
STATUTORY EXPENDITURES		EQUALIZED VALUATION BASIS		CURRENT FINANCES DECEMBER 31, 1988	
Pensions & F. I. C. A.	20,931.00	FOR NET DEBT COMPUTATION	93,401,463	ASSETS	
Employee Fringe Benefits	6,600.00	REAL PROPERTY VALUATIONS		Cash Dec. 31, 1988	1,092,335.68
Other Statutory Expenditures	1,500.00	Code Class # of Parcels % VAL'N	ASSESSED VALUATION	Taxes Receivable	346,616.98
CETA And Other Public Employment Programs		1 Vacant Land 421 12.48	19,021,500.00	Tax Title Liens	64,391.93
MUNICIPAL FUNCTIONS TOTAL	1,039,738.31	2 Residential 785 76.57	116,723,360.00	Foreclosed Property	14,300.00
CAPITAL IMPROVEMENTS *MEMO*	10,000.00	3 Farm 194 7.15	10,394,478.00	Emergencies & Other Deferred Charges	31,360.20
DEBT SERVICE		4a Commercial 22 3.80	5,793,000.00	State and Federal Aid Receivable	60,087.85
Principal Payments	10,000.00	4b Industrial		Other Receivables	1,073.41
Interest Payments	331.87	4c Apartments		Total	1,610,716.05
DEFERRED CHARGES	106,740.42	Total 1422	152,437,338.00	LIABILITIES, RESERVES, AND SURPLUS	
SCHOOL, COUNTY, SPECIAL DISTRICT TAXES	2,256,648.85	Land Area 12.25 Sq. Miles		Cash Liabilities	964,295.55
RESERVE FOR UNCOLLECTED TAXES	229,066.32	Net Valuation Taxable-Municipal	152,309,295	Reserves for Receivables	426,332.32
EXPENDITURES TOTAL	3,642,626.27	Net Valuation Taxable-County	100,753,657	Surplus Dec. 31, 1988	220,033.18
		State Equalized Valuation	130,271,691	Total	1,610,716.05
		State Equalization Ratio	117.35		

1416

Population 1980 3,806
 Population 1988 11,337
 S & P Rating
 Moody Rating A1

General Tax Rate Per \$100.

3.59

State Equalized Tax Rate

1.82

LINCOLN PARK BOROUGH - MORRIS CO.

Form of Government:

Mayor-Council Plan F (OMCL 50)

Number of Members on Governing Body - 7

PER CAPITA:

Gross Debt 651.58
 Net Debt 479.80
 Debt Service 20.99
 Total Tax Levy 1,011.24
 Municipal Expenditures 529.04

PER CENT:

Gross Debt 1.53
 Net Debt 1.13
 Tax Levy Collected 98.45
 Tax Levy Cancelled, Abated or Adjusted .13

EXPENDITURES		REVENUES-REALIZED		1988 PROPERTY TAX	
GENERAL GOVERNMENT				STATE EQUALIZED TAX RATE 1.02	
Governing Body & Public Boards	70,538.00	1988 Property Taxes Collected	11,277,653.21	Local District School Taxes	6,110,192.00
Municipal Clerk	82,430.00	1988 Payments in Lieu of Taxes		Regional & Consolidated School Tax	
Financial Administration	39,438.00	Delinquent Tax & Lien Collections	127,533.18	School Taxes in Municipal Budget	
Assessment of Taxes	61,117.00	Business Personalty Replacement Taxes	37,067.84	County Taxes	1,448,224.04
Collection of Taxes	143,654.00	Taxes from Public Utilities	462,471.00	County Library Taxes	
Planning, Housing & Development	57,794.00	Other Miscellaneous Tax Revenues		Local Municipal Purpose Taxes	3,312,021.52
Human Resources		State Aid Revenues	108,318.37	Veteran & Senior Citizen Taxes	60,600.00
Elections		Federal Aid Revenues		Total Taxes for Rate Computation	10,931,037.56
General Administration (other)	355,357.70	State and Local Fiscal Assistance Act Utilized		Special District Taxes	
JUDICIARY		Sale of Acquired Property		Bank Corp. Taxes	36,764.71
Municipal Courts	40,369.47	Other Miscellaneous Revenues	1,364,126.83	Added and Omitted Taxes	557,229.70
PUBLIC SAFETY		Total	13,427,170.43	Total Taxes Levied - ABSTRACT	11,464,431.97
Fire Protection	64,450.87	Prior Years Surplus Appropriated	417,000.00	Total Taxes Billed	11,454,765.21
Police Protection	1,103,244.34	REVENUES TOTAL	13,844,170.43	1988 TAXES COLLECTED	11,277,653.21
Civil Defense & Disaster Control	17,107.00	Reserve For Uncollected Taxes	245,838.79	1988 Taxes Cancelled, Abated or Adjusted	15,342.78
Environmental Inspection & Control	116,012.00	CAPITAL OUTLAY TOTAL	1,100,551.01	Transfer to Tax Title Liens or Foreclosed	14,758.49
Other Public Safety				Balance Outstanding Dec. 31, 1988	147,010.33
PUBLIC WORKS				PRIOR YEARS TAXES OUTSTANDING	
Streets and Drainage	368,954.99	Public Enterprises	149,233.26	Balance January 1, 1988	125,405.33
Sewers and Sewage Processing	749,359.00	Recreation—Culture		Collected in 1988	125,405.33
Garbage and Trash Disposal	826,334.00	Public Works	174,293.21	Cancelled, Abated or Adjusted 1988	
Public Buildings and Grounds	119,566.00	Buildings and Grounds	777,024.54	Transfers to Tax Title Liens or Foreclosed	
Other Public Works	33,500.00	Library and Education		Balance December 31, 1988	
HEALTH and WELFARE		Conservation		TAX TITLE LIENS OUTSTANDING	
Health Services Except Environmental	246,109.62	All Other		Balance January 1, 1988	148,641.67
Welfare-Public Assistance	15,315.00	CAPITAL DEBT AUTHORIZED, DECEMBER 31, 1988		Transfer From Taxes	
Hospitals, Clinics, First Aid		ISSUED AND UNISSUED GROSS DEBT NET DEBT		Redeemed in 1988	2,127.85
Animal, Insect, & Rodent Control	3,500.00	School	1,947,500	Cancelled, Abated or Adjusted (1988)	
Other Welfare Services		Self-liquidating	5,439,496	Transfers to Foreclosed Property	146,397.00
RECREATION and CONSERVATION		Other	5,439,496	Balance December 31, 1988	116.82
Beaches and Boardwalks		Total	7,386,996	PROPERTY ACQUIRED BY DEED OR	
Parks, Playgrounds, Shade Trees	94,017.00	ISSUED AND OUTSTANDING		FORECLOSURE	
Land Reclamation & Conservation	3,017.55	School		Balance January 1, 1988	684,459.51
Other Recreational Services	65,237.01	Self-liquidating	1,660,500.00	Transfers From Taxes or Liens	161,155.49
EDUCATION (excluding schools)		Other	3,807,500.00	Sale for Cash (1988)	
Libraries	170,000.00	Total	5,468,000.00	Cancelled, Abated or Adjusted (1988)	
Other Educational Services	1,000.00	EQUALIZED VALUATION BASIS		Balance December 31, 1988	845,615.00
STATUTORY EXPENDITURES		FOR NET DEBT COMPUTATION	483,204,577	CURRENT FINANCES DECEMBER 31, 1988	
Pensions & F. I. C. A.	352,032.00	REAL PROPERTY VALUATIONS		ASSETS	
Employee Fringe Benefits	142,100.00	Code Class # of Parcels % VAL'N		Cash Dec. 31, 1988	1,321,297.93
Other Statutory Expenditures		1 Vacant Land 756 4.52	13,664,380.00	Taxes Receivable	147,010.33
CETA And Other Public Employment Programs		2 Residential 2997 74.79	226,109,700.00	Tax Title Liens	116.82
MUNICIPAL FUNCTIONS TOTAL	5,349,354.55	3 Farm 27 .26	789,600.00	Foreclosed Property	845,615.00
CAPITAL IMPROVEMENTS *MEMO*	20,000.00	4a Commercial 56 7.61	22,994,465.00	Emergencies & Other Deferred Charges	39,500.00
DEBT SERVICE		4b Industrial 24 8.64	26,126,800.00	State and Federal Aid Receivable	13,514.47
Principal Payments	76,714.00	4c Apartments 3 4.19	12,660,300.00	Other Receivables	64,826.03
Interest Payments	161,020.38	Total 3863	302,345,245.00	Total	2,431,880.58
DEFERRED CHARGES	164,603.61	Land Area 6.66 Sq. Miles		LIABILITIES, RESERVES, AND SURPLUS	
SCHOOL, COUNTY, SPECIAL DISTRICT TAXES	7,558,416.04	Net Valuation Taxable-Municipal	303,552,521	Cash Liabilities	309,270.80
RESERVE FOR UNCOLLECTED TAXES	245,838.79	Net Valuation Taxable-County	616,753,690	Reserves for Receivables	1,057,568.18
EXPENDITURES TOTAL	13,556,147.37	State Equalized Valuation	596,257,945	Surplus Dec. 31, 1988	1,065,041.60
		State Equalization Ratio	50.81	Total	2,431,880.58

2009

Population 1980 37,336
 Population 1988 37,847
 S & P Rating AA
 Moody Rating AA

General Tax Rate Per \$100.

3.93

State Equalized Tax Rate

1.44

LINDEN CITY - UNION COUNTY

Form of Government:

City Charter Act (P.L. 1897 c. 30)

Number of Members on Governing Body - 11

PER CAPITA:

Gross Debt 475.04
 Net Debt 439.34
 Debt Service 71.33
 Total Tax Levy 1,177.14
 Municipal Expenditures 905.25

PER CENT:

Gross Debt .57
 Net Debt .52
 Tax Levy Collected 97.79
 Tax Levy Cancelled, Abated or Adjusted .27

EXPENDITURES		REVENUES-REALIZED		1988 PROPERTY TAX	
GENERAL GOVERNMENT				STATE EQUALIZED TAX RATE → .72	
Governing Body & Public Boards	322,730.00	1988 Property Taxes Collected	43,599,079.67	Local District School Taxes	22,231,152.50
Municipal Clerk	167,031.00	1988 Payments in Lieu of Taxes		Regional & Consolidated School Tax	
Financial Administration	280,650.00	Delinquent Tax & Lien Collections	471,905.31	School Taxes in Municipal Budget	.02 489,190.25
Assessment of Taxes	254,000.00	Business Personality Replacement Taxes	2,739,156.43	County Taxes	.37 11,330,420.52
Collection of Taxes	103,089.20	Taxes from Public Utilities	16,642,648.00	County Library Taxes	
Planning, Housing & Development	50,025.00	Other Miscellaneous Tax Revenues		Local Municipal Purpose Taxes	.34 10,385,249.79
Human Resources	500.00	State Aid Revenues	341,406.94	Veteran & Senior Citizen Taxes	629,150.00
Elections	15,400.00	Federal Aid Revenues		Total Taxes for Rate Computation	1.45 45,065,163.06
General Administration (other)	1,617,414.80	State and Local Fiscal Assistance Act Utilized		Special District Taxes	
JUDICIARY		Sale of Acquired Property	37,600.00	Bank Corp. Taxes	5,399.47
Municipal Courts	195,233.91	Other Miscellaneous Revenues	2,674,737.84	Added and Omitted Taxes	109,245.99
PUBLIC SAFETY		Total	66,506,534.74	Total Taxes Levied - ABSTRACT	44,551,158.52
Fire Protection	5,880,218.00	Prior Years Surplus Appropriated	1,500,000.00	Total Taxes Billed	44,587,763.63
Police Protection	5,476,753.59	REVENUES TOTAL	68,006,534.74	1988 TAXES COLLECTED	43,599,079.67
Civil Defense & Disaster Control	36,750.00	Reserve For Uncollected Taxes	1,043,839.36	1988 Taxes Cancelled, Abated or Adjusted	122,140.47
Environmental Inspection & Control	207,075.00	CAPITAL OUTLAY TOTAL	1,642,336.87	Transfer to Tax Title Liens or Foreclosed	11,973.64
Other Public Safety	51,025.00			Balance Outstanding Dec. 31, 1988	354,569.35
PUBLIC WORKS		Public Enterprises		PRIOR YEARS TAXES OUTSTANDING	
Streets and Drainage	3,731,175.00	Recreation—Culture	48,142.35	Balance January 1, 1988	524,182.19
Sewers and Sewage Processing	887,935.00	Public Works	1,150,734.76	Collected in 1988	450,973.24
Garbage and Trash Disposal	1,041,375.00	Buildings and Grounds	440,518.29	Cancelled, Abated or Adjusted 1988	60,400.00
Public Buildings and Grounds	1,451,350.00	Library and Education	2,891.47	Transfers to Tax Title Liens or Foreclosed	4,765.84
Other Public Works		Conservation		Balance December 31, 1988	2,043.11
HEALTH and WELFARE		All Other		TAX TITLE LIENS OUTSTANDING	
Health Services Except Environmental	524,087.00	CAPITAL DEBT AUTHORIZED, DECEMBER 31, 1988		Balance January 1, 1988	43,166.08
Welfare-Public Assistance	95,800.00	ISSUED AND UNISSUED GROSS DEBT NET DEBT		Transfer From Taxes	17,038.32
Hospitals, Clinics, First Aid		School 1,300,000		Redeemed in 1988	20,932.57
Animal, Insect, & Rodent Control	28,500.00	Self-liquidating		Cancelled, Abated or Adjusted (1988)	
Other Welfare Services		Other 16,679,027	16,646,776	Transfers to Foreclosed Property	
RECREATION and CONSERVATION		Total 17,979,027	16,646,776	Balance December 31, 1988	44,271.83
Beaches and Boardwalks		ISSUED AND OUTSTANDING		PROPERTY ACQUIRED BY DEED OR FORECLOSURE	
Parks, Playgrounds, Shade Trees	366,990.00	School 1,300,000.00		Balance January 1, 1988	141,142.50
Land Reclamation & Conservation	1,100.00	Self-Liquidating		Transfers From Taxes or Liens	
Other Recreational Services	1,284,274.00	Other 15,543,714.92		Sale for Cash (1988)	37,600.00
EDUCATION (excluding schools)		Total 16,343,714.92		Cancelled, Abated or Adjusted (1988)	
Libraries	920,362.00	EQUALIZED VALUATION BASIS		Balance December 31, 1988	103,542.50
Other Educational Services		FOR NET DEBT COMPUTATION	2,667,973,125	CURRENT FINANCES DECEMBER 31, 1988	
STATUTORY EXPENDITURES		REAL PROPERTY VALUATIONS		ASSETS	
Pensions & F. I. C. A.	3,450,000.00	Code Class # of Parcels % VAL'N		Cash Dec. 31, 1988	4,671,724.88
Employee Fringe Benefits	1,979,600.00	1 Vacant Land 745 .99	11,151,600.00	Taxes Receivable	856,612.96
Other Statutory Expenditures		2 Residential 9710 32.76	363,636,800.00	Tax Title Liens	44,271.83
CETA And Other Public Employment Programs		3 Farm		Foreclosed Property	103,542.50
MUNICIPAL FUNCTIONS TOTAL	30,425,557.50	4a Commercial 896 11.84	133,199,900.00	Emergencies & Other Deferred Charges	265,000.00
CAPITAL IMPROVEMENTS *MEMO*	35,000.00	4b Industrial 231 52.33	589,390,700.00	State and Federal Aid Receivable	
DEBT SERVICE		4c Apartments 82 2.09	23,493,200.00	Other Receivables	501.00
Principal Payments	1,538,000.00	Total 11664	1,125,422,200.00	Total	5,941,753.17
Interest Payments	1,163,644.27	Land Area 10.95 Sq. Miles		LIABILITIES, RESERVES, AND SURPLUS	
TYPE I SCHL DEBT *MEMO	489,190.25	Net Valuation Taxable-Municipal	1,131,769,024	Cash Liabilities	3,037,351.76
DEFERRED CHARGES	85,000.00	Net Valuation Taxable-County	2,711,286,309	Reserves for Receivables	1,005,028.29
SCHOOL, COUNTY, SPECIAL DISTRICT TAXES	34,050,763.27	State Equalized Valuation	3,072,056,985	Surplus Dec. 31, 1988	1,899,373.12
RESERVE FOR UNCOLLECTED TAXES	1,048,839.86	State Equalization Ratio	36.71	Total	5,941,753.17
EXPENDITURES TOTAL	68,311,804.90				

Population 1980 13,195
 Population 1988 13,425
 S & P Rating
 Moody Rating 3AA

General Tax Rate Per \$100.

3.80

State Equalized Tax Rate

2.39

LINDENWOLD BOROUGH - CAMDEN CO.**Form of Government:****Borough Council****Number of Members on Governing Body - 6****PER CAPITA:**

Gross Debt 335.88
 Net Debt 210.07
 Debt Service 26.05
 Total Tax Levy 601.73
 Municipal Expenditures 294.25

PER CENT:

Gross Debt 1.93
 Net Debt 1.20
 Tax Levy Collected 93.54
 Tax Levy Cancelled, Abated or Adjusted .03

EXPENDITURES		REVENUES-REALIZED		1988 PROPERTY TAX	
GENERAL GOVERNMENT				STATE EQUALIZED TAX RATE	
Governing Body & Public Boards		1988 Property Taxes Collected	10,373,862.14	Local District School Taxes .58	2,127,509.50
Municipal Clerk		1988 Payments in Lieu of Taxes		Regional & Consolidated School Tax .65	2,388,230.00
Financial Administration	62,650.00	Delinquent Tax & Lien Collections	497,725.19	School Taxes in Municipal Budget	
Assessment of Taxes	31,494.00	Business Personalty Replacement Taxes	25,767.60	County Taxes .93	3,396,183.00
Collection of Taxes	72,350.00	Taxes from Public Utilities	632,245.00	County Library Taxes .02	89,246.00
Planning, Housing & Development	6,300.00	Other Miscellaneous Tax Revenues		Local Municipal Purpose Taxes .72	2,625,000.00
Human Resources	223,737.00	State Aid Revenues	677,380.66	Veteran & Senior Citizen Taxes	129,500.00
Elections	3,245.13	Federal Aid Revenues		Total Taxes for Rate Computation 2.90	10,755,668.50
General Administration (other)	460,272.67	State and Local Fiscal Assistance Act Utilized		Special District Taxes	382,898.71
JUDICIARY		Sale of Acquired Property		Bank Corp. Taxes	11,005.62
Municipal Courts	59,963.23	Other Miscellaneous Revenues	648,866.69	Added and Omitted Taxes	67,374.17
PUBLIC SAFETY		Total	12,855,847.28	Total Taxes Levied - ABSTRACT	11,087,447.00
Fire Protection	2,000.00	Prior Years Surplus Appropriated	766,385.90	Total Taxes Billed	11,090,051.26
Police Protection	1,064,259.15	REVENUES TOTAL	13,622,233.18	1988 TAXES COLLECTED	10,373,862.14
Civil Defense & Disaster Control	3,000.00	Reserve For Uncollected Taxes	740,587.80	1988 Taxes Cancelled, Abated or Adjusted	3,229.12
Environmental Inspection & Control	83,815.00	CAPITAL OUTLAY TOTAL	246,340.79	Transfer to Tax Title Liens or Foreclosed	65,687.73
Other Public Safety				Balance Outstanding Dec. 31, 1988	647,272.27
PUBLIC WORKS				PRIOR YEARS TAXES OUTSTANDING	
Streets and Drainage	677,022.05	Public Enterprises		Balance January 1, 1988	485,870.65
Sewers and Sewage Processing	1,500.00	Recreation--Culture	1,061.95	Collected in 1988	415,873.73
Garbage and Trash Disposal	633,333.00	Public Works	131,935.12	Cancelled, Abated or Adjusted 1988	21,228.02
Public Buildings and Grounds	17,352.00	Buildings and Grounds	63,343.72	Transfers to Tax Title Liens or Foreclosed	43,333.20
Other Public Works		Library and Education		Balance December 31, 1988	5,435.70
HEALTH and WELFARE		Conservation		TAX TITLE LIENS OUTSTANDING	
Health Services Except Environmental	22,329.00	All Other		Balance January 1, 1988	264,490.74
Welfare-Public Assistance	14,500.00	CAPITAL DEBT AUTHORIZED, DECEMBER 31, 1988		Transfer From Taxes	118,656.32
Hospitals, Clinics, First Aid		ISSUED AND UNISSUED		Redeemed in 1988	81,851.46
Animal, Insect, & Rodent Control	7,550.00	School	2,233,335	Cancelled, Abated or Adjusted (1988)	17.32
Other Welfare Services		Self-liquidating		Transfers to Foreclosed Property	
RECREATION and CONSERVATION		Other	3,955,600	Balance December 31, 1988	301,278.28
Beaches and Boardwalks		Total	6,188,935	PROPERTY ACQUIRED BY DEED OR FORECLOSURE	
Parks, Playgrounds, Shade Trees	11,501.00	ISSUED AND OUTSTANDING		Balance January 1, 1988	146,075.00
Land Reclamation & Conservation		School	2,233,335.12	Transfers From Taxes or Liens	
Other Recreational Services	11,254.82	Self-Liquidating		Sale for Cash (1988)	
EDUCATION (excluding schools)		Other	3,955,000.00	Cancelled, Abated or Adjusted (1988)	
Libraries	22,726.00	Total	6,188,335.12	Balance December 31, 1988	146,075.00
Other Educational Services	50,400.00	EQUALIZED VALUATION BASIS		CURRENT FINANCES DECEMBER 31, 1988	
STATUTORY EXPENDITURES		FOR NET DEBT COMPUTATION	321,437,284	ASSETS	
Pensions & F. I. C. A.	360,059.95	REAL PROPERTY VALUATIONS		Cash Dec. 31, 1988	2,867,364.01
Employee Fringe Benefits	197,000.00	Code Class # of Parcels % VAL'N		Taxes Receivable	652,707.97
Other Statutory Expenditures	23,248.92	1 Vacant Land 724 2.63	7,274,000.00	Tax Title Liens	301,278.28
CETA And Other Public Employment Programs		2 Residential 3838 66.07	183,077,400.00	Foreclosed Property	146,075.00
MUNICIPAL FUNCTIONS TOTAL	4,144,463.02	3 Farm		Emergencies & Other Deferred Charges	40,000.00
CAPITAL IMPROVEMENTS *MEMO*	62,000.00	4a Commercial 142 7.45	20,636,900.00	State and Federal Aid Receivable	
DEBT SERVICE		4b Industrial 7 1.16	3,214,100.00	Other Receivables	31,218.78
Principal Payments	250,000.00	4c Apartments 36 22.69	62,881,700.00	Total	4,038,644.04
Interest Payments	230,044.05	Total 4797	277,084,100.00	LIABILITIES, RESERVES, AND SURPLUS	
DEFERRED CHARGES	56,722.68	Land Area 3.82 Sq. Miles		Cash Liabilities	1,892,538.50
SCHOOL, COUNTY, SPECIAL DISTRICT TAXES	8,384,067.21	Net Valuation Taxable-Municipal	279,550,534	Reserves for Receivables	1,131,280.03
RESERVE FOR UNCOLLECTED TAXES	740,537.80	Net Valuation Taxable-County	329,314,712	Surplus Dec. 31, 1988	1,014,825.51
EXPENDITURES TOTAL	13,805,834.76	State Equalized Valuation	366,284,843	Total	4,038,644.04
		State Equalization Ratio	76.16		

0114
 Population 1980 6,144
 Population 1988 6,503
 S & P Rating
 Maady Rating
 General Tax Rate Per \$100.
 State Equalized Tax Rate

LINWOOD CITY - ATLANTIC COUNTY
Form of Government:
City Charter Act (P.L. 1897 c. 30)
Number of Members on Governing Body - 7

PER CAPITA.
 Gross Debt 1,065.89
 Net Debt 895.27
 Debt Service 107.05
 Total Tax Levy 1,221.15
 Municipal Expenditures 606.44
 PER CENT:
 Gross Debt 2.32
 Net Debt 1.95
 Tax Levy Collected 98.18
 Tax Levy Cancelled, Abated or Adjusted .02

EXPENDITURES		REVENUES-REALIZED		1988 PROPERTY TAX	
GENERAL GOVERNMENT				STATE EQUALIZED TAX RATE	
Governing Body & Public Boards		1988 Property Taxes Collected	7,772,779.76	Local District School Taxes	.77
Municipal Clerk		1988 Payments in Lieu of Taxes		Regional & Consolidated School Tax	.41
Financial Administration	98,619.04	Delinquent Tax & Lien Collections	113,388.56	School Taxes in Municipal Budget	.04
Assessment of Taxes	12,130.18	Business Personalty Replacement Taxes	40,940.30	County Taxes	.43
Collection of Taxes	44,335.42	Taxes from Public Utilities	403,218.00	County Library Taxes	.03
Planning, Housing & Development	14,932.50	Other Miscellaneous Tax Revenues	43,179.95	Local Municipal Purpose Taxes	.60
Human Resources		State Aid Revenues	77,892.77	Veteran & Senior Citizen Taxes	
Elections	2,973.00	Federal Aid Revenues		Total Taxes for Rate Computation	2.28
General Administration (other)	421,031.00	State and Local Fiscal Assistance Act Utilized	385.00	Special District Taxes	
JUDICIARY		Sale of Acquired Property		Bank Corp. Taxes	25,160.30
Municipal Courts	58,040.00	Other Miscellaneous Revenues	1,017,835.09	Added and Omitted Taxes	245,498.62
PUBLIC SAFETY		Total	9,469,619.43	Total Taxes Levied - ABSTRACT	7,941,116.52
Fire Protection	206,541.00	Prior Years Surplus Appropriated	303,283.57	Total Taxes Billed	7,917,110.35
Police Protection	730,047.47	REVENUES TOTAL	9,772,903.00	1988 TAXES COLLECTED	7,772,779.76
Civil Defense & Disaster Control	2,111.00	Reserve For Uncollected Taxes	181,378.40	1988 Taxes Cancelled, Abated or Adjusted	1,456.76
Environmental Inspection & Control	43,718.00	CAPITAL OUTLAY TOTAL	796,672.70	Transfer to Tax Title Liens or Foreclosed	8,411.15
Other Public Safety				Balance Outstanding Dec. 31, 1988	134,462.68
PUBLIC WORKS				PRIOR YEARS TAXES OUTSTANDING	
Streets and Drainage	464,356.00	Public Enterprises		Balance January 1, 1988	119,289.29
Sewers and Sewage Processing	225,211.00	Recreation—Culture		Collected in 1988	113,333.56
Garbage and Trash Disposal	231,530.00	Public Works	411,724.40	Cancelled, Abated or Adjusted 1988	
Public Buildings and Grounds	5,244.00	Buildings and Grounds	334,948.30	Transfers to Tax Title Liens or Foreclosed	5,900.73
Other Public Works	16,000.00	Library and Education		Balance December 31, 1988	
HEALTH and WELFARE		Conservation		TAX TITLE LIENS OUTSTANDING	
Health Services Except Environmental		All Other		Balance January 1, 1988	14,187.95
Welfare-Public Assistance	13,945.00	CAPITAL DEBT AUTHORIZED, DECEMBER 31, 1988		Transfer From Taxes	15,216.17
Hospitals, Clinics, First Aid		ISSUED AND UNISSUED		Redeemed in 1988	
Animal, Insect, & Rodent Control	5,333.28	SCHOOL GROSS DEBT	1,101,813	Cancelled, Abated or Adjusted (1988)	
Other Welfare Services		Self-liquidating		Transfers to Foreclosed Property	
RECREATION and CONSERVATION		Other	5,829,650	Balance December 31, 1988	29,404.12
Beaches and Boardwalks		Total	6,931,463	PROPERTY ACQUIRED BY DEED OR FORECLOSURE	
Parks, Playgrounds, Shade Trees	14,907.58	ISSUED AND OUTSTANDING		Balance January 1, 1988	82,784.00
Land Reclamation & Conservation		School	1,101,813.51	Transfers From Taxes or Liens	
Other Recreational Services	200.00	Self-Liquidating		Sale for Cash (1988)	
EDUCATION (excluding schools)		Other	5,829,650.00	Cancelled, Abated or Adjusted (1988)	
Libraries	33,275.00	Total	6,931,463.51	Balance December 31, 1988	82,784.00
Other Educational Services	2,500.00	EQUALIZED VALUATION BASIS		CURRENT FINANCES DECEMBER 31, 1988	
STATUTORY EXPENDITURES		FOR NET DEBT COMPUTATION	293,324,313	ASSETS	
Pensions & F. I. C. A.	270,422.35	REAL PROPERTY VALUATIONS		Cash Dec. 31, 1988	1,174,310.13
Employee Fringe Benefits	145,231.00	Code Class # of Parcels % VAL'N		Taxes Receivable	134,462.68
Other Statutory Expenditures	1,000.00	1 Vacant Land 328 4.95	12,378,800.00	Tax Title Liens	29,404.12
CETA And Other Public Employment Programs		2 Residential 2155 80.94	202,329,200.00	Foreclosed Property	82,784.00
MUNICIPAL FUNCTIONS		3 Farm 3 .31	797,000.00	Emergencies & Other Deferred Charges	5,289.08
CAPITAL IMPROVEMENTS *MEMO*	37,000.00	4a Commercial 61 13.79	34,431,400.00	State and Federal Aid Receivable	
DEBT SERVICE		4b Industrial		Other Receivables	357,305.09
Principal Payments	280,000.00	4c Apartments		Total	1,734,555.10
Interest Payments	416,152.13	Total	2552	LIABILITIES, RESERVES, AND SURPLUS	
TYPE I SCHL DEBT *MEMO	187,665.00	Land Area 3.80 Sq. Miles		Cash Liabilities	443,282.73
DEFERRED CHARGES	2,029.03	Net Valuation Taxable-Municipal	251,165,382	Reserves for Receivables	604,455.89
SCHOOL, COUNTY, SPECIAL DISTRICT TAXES	5,662,096.78	Net Valuation Taxable-County	306,980,574	Surplus Dec. 31, 1988	736,816.48
RESERVE FOR UNCOLLECTED TAXES	181,378.40	State Equalized Valuation	335,699,452	Total	1,784,555.10
EXPENDITURES		State Equalization Ratio	74.73		
TOTAL	9,605,790.16				

1516

Population 1980 8,483

Population 1988 12,533

S & P Rating

Moody Rating

General Tax Rate Per \$100.

3.42

State Equalized Tax Rate

1.85

LITTLE EGG HARBOR TWP. OCEAN CO.

Form of Government:

Township Committee

Number of Members on Governing Body - 3

PER CAPITA:

Gross Debt 845.45

Net Debt 420.16

Debt Service 26.96

Total Tax Levy 1,090.68

Municipal Expenditures 514.99

PER CENT:

Gross Debt 2.04

Net Debt 1.01

Tax Levy Collected 93.52

Tax Levy Cancelled, Abated

or Adjusted -17

EXPENDITURES		REVENUES-REALIZED		1988 PROPERTY TAX	
GENERAL GOVERNMENT				STATE EQUALIZED TAX RATE	
Governing Body & Public Boards		1988 Property Taxes Collected	12,775,072.20	Local District School Taxes	.56 3,822,710.00
Municipal Clerk		1988 Payments in Lieu of Taxes		Regional & Consolidated School Tax	.56 3,813,529.01
Financial Administration	143,623.95	Delinquent Tax & Lien Collections	972,837.17	School Taxes in Municipal Budget	
Assessment of Taxes	454,900.00	Business Personalty Replacement Taxes	23,647.80	County Taxes	.34 * 2,331,219.99
Collection of Taxes	106,200.00	Taxes from Public Utilities	716,805.00	County Library Taxes	.02 151,704.57
Planning, Housing & Development	276,314.53	Other Miscellaneous Tax Revenues		Local Municipal Purpose Taxes	.37 2,504,640.40
Human Resources	43,535.55	State Aid Revenues	124,869.05	Veteran & Senior Citizen Taxes	
Elections	1,650.00	Federal Aid Revenues		Total Taxes for Rate Computation	1.85 12,835,853.97
General Administration (other)	1,014,566.08	State and Local Fiscal Assistance Act Utilized	42,691.03	Special District Taxes	
JUDICIARY		Sale of Acquired Property		Bank Corp. Taxes	
Municipal Courts	37,131.20	Other Miscellaneous Revenues		Added and Omitted Taxes	
PUBLIC SAFETY		Total	1,318,389.55	Total Taxes Levied - ABSTRACT	
Fire Protection	47,339.51	Prior Years Surplus Appropriated	2,200,000.00	Total Taxes Billed	13,669,469.42
Police Protection	1,227,037.49	REVENUES TOTAL	18,174,311.80	1988 TAXES COLLECTED	12,775,072.20
Civil Defense & Disaster Control	4,000.00	Reserve For Uncollected Taxes	938,000.00	1988 Taxes Cancelled, Abated or Adjusted	23,032.45
Environmental Inspection & Control	83,500.00	CAPITAL OUTLAY TOTAL		Transfer to Tax Title Liens or Foreclosed	13,319.68
Other Public Safety				Balance Outstanding Dec. 31, 1988	849,536.44
PUBLIC WORKS				PRIOR YEARS TAXES OUTSTANDING	
Streets and Drainage	330,763.16	Public Enterprises		Balance January 1, 1988	934,523.45
Sewers and Sewage Processing	535,200.00	Recreation—Culture		Collected in 1988	891,760.27
Garbage and Trash Disposal	311,000.00	Public Works	1,023,921.70	Cancelled, Abated or Adjusted 1988	2,408.99
Public Buildings and Grounds	19,741.63	Buildings and Grounds		Transfers to Tax Title Liens or Foreclosed	11,082.81
Other Public Works	43,000.00	Library and Education		Balance December 31, 1988	29,271.38
HEALTH and WELFARE		Conservation		TAX TITLE LIENS OUTSTANDING	
Health Services Except Environmental	14,550.00	All Other		Balance January 1, 1988	162,647.11
Welfare-Public Assistance	32,650.00	CAPITAL DEBT AUTHORIZED, DECEMBER 31, 1988		Transfer From Taxes	26,543.15
Hospitals, Clinics, First Aid	1,100.00	ISSUED AND UNISSUED	GROSS DEBT	Redeemed in 1988	81,076.90
Animal, Insect, & Rodent Control	32,450.00	School	5,330,229	Cancelled, Abated or Adjusted (1988)	
Other Welfare Services		Self-liquidating		Transfers to Foreclosed Property	
RECREATION and CONSERVATION		Other	5,265,830	Balance December 31, 1988	108,113.36
Beaches and Boardwalks		Total	10,596,059	PROPERTY ACQUIRED BY DEED OR	
Parks, Playgrounds, Shade Trees		ISSUED AND OUTSTANDING		FORECLOSURE	
Land Reclamation & Conservation	44,410.99	School	5,330,229.26	Balance January 1, 1988	823,100.00
Other Recreational Services	20,000.00	Self-Liquidating		Transfers From Taxes or Liens	
EDUCATION (excluding schools)		Other	4,155,522.00	Sale for Cash (1988)	
Libraries	500.00	Total	9,485,751.26	Cancelled, Abated or Adjusted (1988)	
Other Educational Services		EQUALIZED VALUATION BASIS		Balance December 31, 1988	823,100.00
STATUTORY EXPENDITURES		FOR NET DEBT COMPUTATION		CURRENT FINANCES DECEMBER 31, 1988	
Pensions & F. I. C. A.	272,718.18	REAL PROPERTY VALUATIONS		ASSETS	
Employee Fringe Benefits		Code	Class # of Parcels % VAL'N	Cash Dec. 31, 1988	6,249,425.35
Other Statutory Expenditures	21,000.00	1	Vacant Land 3092 10.89	Taxes Receivable	878,807.82
CETA And Other Public Employment Programs		2	Residential 6057 83.37	Tax Title Liens	108,113.36
MUNICIPAL FUNCTIONS TOTAL		3	Farm 2 .03	Foreclosed Property	823,100.00
CAPITAL IMPROVEMENTS *MEMO*	300,000.00	4a	Commercial 118 5.32	Emergencies & Other Deferred Charges	484,402.97
DEBT SERVICE		4b	Industrial 2 .04	State and Federal Aid Receivable	7,708.21
Principal Payments	93,000.00	4c	Apartments 1 .36	Other Receivables	762,548.51
Interest Payments	244,938.94	Total	9272	Total	9,314,106.22
DEFERRED CHARGES		ASSESSED VALUATION		LIABILITIES, RESERVES, AND SURPLUS	
SCHOOL, COUNTY, SPECIAL DISTRICT TAXES	9,403.23	Land Area 49.50 Sq. Miles		Cash Liabilities	2,320,053.63
RESERVE FOR UNCOLLECTED TAXES	10,242,503.01	Net Valuation Taxable-Municipal		Reserves for Receivables	2,572,569.69
EXPENDITURES TOTAL	16,696,827.35	Net Valuation Taxable-County		Surplus Dec. 31, 1988	4,421,482.90
		State Equalized Valuation		Total	9,314,106.22
		State Equalization Ratio			

*Includes County Health Service Taxes or County Vocational School Taxes. See Table 13.

1605
Population 1980 11,496
Population 1988 12,234
S & P Rating
Moody Rating A

General Tax Rate Per \$100.

1.64

State Equalized Tax Rate

1.37

LITTLE FALLS TOWNSHIP - PASSAIC CO.

Form of Government:

Township Committee

Number of Members on Governing Body - 5

PER CAPITA:

Gross Debt 931.99
Net Debt 845.11
Debt Service 24.15
Total Tax Levy 965.00
Municipal Expenditures 434.92

PER CENT:

Gross Debt 1.68
Net Debt 1.53
Tax Levy Collected 96.60
Tax Levy Cancelled, Abated or Adjusted .03

EXPENDITURES		REVENUES-REALIZED		1988 PROPERTY TAX	
GENERAL GOVERNMENT				STATE EQUALIZED TAX RATE	
Governing Body & Public Boards		1988 Property Taxes Collected	11,355,746.02	Local District School Taxes	2,891,044.50
Municipal Clerk	13,200.00	1988 Payments in Lieu of Taxes		Regional & Consolidated School Tax	2,466,313.92
Financial Administration	94,459.57	Delinquent Tax & Lien Collections	1,000,532.40	School Taxes in Municipal Budget	
Assessment of Taxes	30,336.00	Business Personalty Replacement Taxes	218,459.12	County Taxes	3,522,593.90
Collection of Taxes	45,425.00	Taxes from Public Utilities	946,389.00	County Library Taxes	
Planning, Housing & Development	22,967.00	Other Miscellaneous Tax Revenues		Local Municipal Purpose Taxes	2,837,119.60
Human Resources	42,792.26	State Aid Revenues	354,893.38	Veteran & Senior Citizen Taxes	131,050.00
Elections	3,550.00	Federal Aid Revenues:		Total Taxes for Rate Computation	11,848,621.92
General Administration (other)	411,428.52	State and Local Fiscal Assistance Act Utilized	1,272.00	Special District Taxes	
JUDICIARY		Sale of Acquired Property		Bank Corp. Taxes	59,627.12
Municipal Courts	61,540.56	Other Miscellaneous Revenues	820,837.93	Added and Omitted Taxes	23,574.13
PUBLIC SAFETY		Total	14,693,629.90	Total Taxes Levied - ABSTRACT	11,803,773.17
Fire Protection	264,441.85	Prior Years Surplus Appropriated		Total Taxes Billed	11,755,473.65
Police Protection	985,098.13	REVENUES TOTAL	14,698,629.90	1988 TAXES COLLECTED	11,355,746.02
Civil Defense & Disaster Control	3,465.00	Reserve For Uncollected Taxes	950,726.07	1988 Taxes Cancelled, Abated or Adjusted	3,185.93
Environmental Inspection & Control	54,590.18			Transfer to Tax Title Liens or Foreclosed	16,726.36
Other Public Safety		CAPITAL OUTLAY TOTAL	3,653,936.27	Balance Outstanding Dec. 31, 1988	379,320.54
PUBLIC WORKS				PRIOR YEARS TAXES OUTSTANDING	
Streets and Drainage	39,350.00	Public Enterprises		Balance January 1, 1988	1,106,310.16
Sewers and Sewage Processing	224,375.76	Recreation—Culture		Collected in 1988	1,000,532.40
Garbage and Trash Disposal	175,400.00	Public Works	3,594,399.76	Cancelled, Abated or Adjusted 1988	
Public Buildings and Grounds	15,000.00	Buildings and Grounds	64,537.11	Transfers to Tax Title Liens or Foreclosed	7,185.39
Other Public Works	485,818.85	Library and Education		Balance December 31, 1988	99,092.37
HEALTH and WELFARE		Conservation		TAX TITLE LIENS OUTSTANDING	
Health Services Except Environmental	26,344.00	All Other		Balance January 1, 1988	33,483.55
Welfare-Public Assistance	17,290.00			Transfer From Taxes	25,549.34
Hospitals, Clinics, First Aid		CAPITAL DEBT AUTHORIZED, DECEMBER 31, 1988		Redeemed in 1988	
Animal, Insect, & Rodent Control	8,955.00	ISSUED AND UNISSUED		Cancelled, Abated or Adjusted (1988)	
Other Welfare Services		School	1,062,853	Transfers to Foreclosed Property	
RECREATION and CONSERVATION		Self-liquidating		Balance December 31, 1988	109,032.89
Beaches and Boardwalks		Other	10,339,090	PROPERTY ACQUIRED BY DEED OR FORECLOSURE	
Parks, Playgrounds, Shade Trees		Total	11,401,943	Balance January 1, 1988	12,080.00
Land Reclamation & Conservation	13,830.00			Transfers From Taxes or Liens	
Other Recreational Services	117,416.36	ISSUED AND OUTSTANDING		Sale for Cash (1988)	
EDUCATION (excluding schools)		School	1,062,853.81	Cancelled, Abated or Adjusted (1988)	
Libraries	192,736.73	Self-Liquidating		Balance December 31, 1988	12,030.00
Other Educational Services		Other	6,478,380.00	CURRENT FINANCES DECEMBER 31, 1988	
STATUTORY EXPENDITURES		Total	7,541,233.81	ASSETS	
Pensions & F. I. C. A.	255,218.19	EQUALIZED VALUATION BASIS		Cash Dec. 31, 1988	2,073,954.45
Employee Fringe Benefits	124,450.00	FOR NET DEBT COMPUTATION	577,312,278	Taxes Receivable	478,912.91
Other Statutory Expenditures		REAL PROPERTY VALUATIONS		Tax Title Liens	109,032.89
CETA And Other Public Employment Programs		Code Class # of Parcels % VAL'N		Foreclosed Property	12,030.00
MUNICIPAL FUNCTIONS TOTAL	3,781,088.96	1 Vacant Land 277 4.08	28,703,600.00	Emergencies & Other Deferred Charges	350,746.98
CAPITAL IMPROVEMENTS *MEMO*	45,000.00	2 Residential 2999 63.40	446,542,200.00	State and Federal Aid Receivable	13,488.79
DEBT SERVICE		3 Farm		Other Receivables	456,179.78
Principal Payments	129,385.00	4a Commercial 164 16.99	119,638,600.00	Total	3,504,395.80
Interest Payments	165,030.38	4b Industrial 49 6.78	47,739,000.00	LIABILITIES, RESERVES, AND SURPLUS	
		4c Apartments 12 8.75	61,625,600.00	Cash Liabilities	787,674.04
		Total 3501	704,354,000.00	Reserves for Receivables	1,056,205.58
DEFERRED CHARGES	293,509.70	Land Area 2.80 Sq. Miles		Surplus Dec. 31, 1988	1,660,516.18
SCHOOL, COUNTY, SPECIAL DISTRICT TAXES	8,880,452.32	Net Valuation Taxable-Municipal	715,055,166	Total	3,504,395.80
RESERVE FOR UNCOLLECTED TAXES	950,726.07	Net Valuation Taxable-County	709,368,822		
EXPENDITURES TOTAL	14,201,242.43	State Equalized Valuation	853,028,360		
		State Equalization Ratio	83.62		

0230

Population 1980 9,399
 Population 1988 9,343
 S & P Rating A
 Moody Rating A

General Tax Rate Per \$100.

1.37

State Equalized Tax Rate

1.38

LITTLE FERRY BORO. - BERGEN CO.**Form of Government:****Borough Council****Number of Members on Governing Body - 6****PER CAPITA:**

Gross Debt 352.05
 Net Debt 346.82
 Debt Service 42.25
 Total Tax Levy 920.15
 Municipal Expenditures 479.24

PER CENT:

Gross Debt .65
 Net Debt .64
 Tax Levy Collected 97.03
 Tax Levy Cancelled, Abated or Adjusted 1.62

EXPENDITURES		REVENUES-REALIZED		1988 PROPERTY TAX	
GENERAL GOVERNMENT				STATE EQUALIZED TAX RATE	
Governing Body & Public Boards		1988 Property Taxes Collected	8,317,380.00	Local District School Taxes	.64 4,202,478.00
Municipal Clerk	26,055.00	1988 Payments in Lieu of Taxes		Regional & Consolidated School Tax	
Financial Administration	17,775.00	Delinquent Tax & Lien Collections	173,421.00	School Taxes in Municipal Budget	
Assessment of Taxes	26,317.00	Business Personalty Replacement Taxes	32,318.00	County Taxes	.23 1,486,424.80
Collection of Taxes	20,410.00	Taxes from Public Utilities	585,565.00	County Library Taxes	
Planning, Housing & Development	63,340.00	Other Miscellaneous Tax Revenues		Local Municipal Purpose Taxes	.51 3,342,307.00
Human Resources	2,168.00	State Aid Revenues	103,295.00	Veteran & Senior Citizen Taxes	85,300.00
Elections	480,278.00	Federal Aid Revenues		Total Taxes for Rate Computation	1.38 9,116,509.80
General Administration (other)		State and Local Fiscal Assistance Act Utilized		Special District Taxes	
JUDICIARY	49,051.00	State and Local Fiscal Assistance Act Utilized		Bank Corp. Taxes	6,722.00
Municipal Courts		Sale of Acquired Property		Added and Omitted Taxes	19,119.00
PUBLIC SAFETY		Other Miscellaneous Revenues	406,881.00	Total Taxes Levied - ABSTRACT	9,057,050.80
Fire Protection	127,040.00	Total	10,173,860.00	Total Taxes Billed	9,087,082.00
Police Protection	1,169,267.00	Prior Years Surplus Appropriated	255,000.00	1988 TAXES COLLECTED	8,817,380.00
Civil Defense & Disaster Control	3,725.00	REVENUES TOTAL	10,428,860.00	1988 Taxes Cancelled, Abated or Adjusted	147,193.00
Environmental Inspection & Control	33,556.00	Reserve For Uncollected Taxes	218,812.00	Transfer to Tax Title Liens or Foreclosed	178.00
Other Public Safety		CAPITAL OUTLAY TOTAL	384,708.00	Balance Outstanding Dec. 31, 1988	122,331.00
PUBLIC WORKS				PRIOR YEARS TAXES OUTSTANDING	
Streets and Drainage	416,821.00	Public Enterprises		Balance January 1, 1988	120,329.00
Sewers and Sewage Processing	465,469.00	Recreation—Culture	7,148.00	Collected in 1988	119,758.00
Garbage and Trash Disposal	422,000.00	Public Works	274,291.00	Cancelled, Abated or Adjusted 1988	
Public Buildings and Grounds	57,214.00	Buildings and Grounds	99,044.00	Transfers to Tax Title Liens or Foreclosed	
Other Public Works		Library and Education	4,225.00	Balance December 31, 1988	571.00
HEALTH and WELFARE		Conservation		TAX TITLE LIENS OUTSTANDING	
Health Services Except Environmental	32,730.00	All Other		Balance January 1, 1988	59,067.00
Welfare-Public Assistance	6,800.00			Transfer From Taxes	178.00
Hospitals, Clinics, First Aid		CAPITAL DEBT AUTHORIZED, DECEMBER 31, 1988		Redeemed in 1988	58,663.00
Animal, Insect, & Rodent Control		ISSUED AND UNISSUED GROSS DEBT NET DEBT		Cancelled, Abated or Adjusted (1988)	
Other Welfare Services		School		Transfers to Foreclosed Property	
RECREATION and CONSERVATION		Self-liquidating		Balance December 31, 1988	582.00
Beaches and Boardwalks		Other	3,465,230	PROPERTY ACQUIRED BY DEED OR FORECLOSURE	
Parks, Playgrounds, Shade Trees	42,175.00	Total	3,465,230	Balance January 1, 1988	13,455.00
Land Reclamation & Conservation		ISSUED AND OUTSTANDING		Transfers From Taxes or Liens	
Other Recreational Services	7,800.00	School		Sale for Cash (1988)	
EDUCATION (excluding schools)		Self-Liquidating		Cancelled, Abated or Adjusted (1988)	
Libraries	124,530.00	Other	3,051,400.00	Balance December 31, 1988	13,455.00
Other Educational Services		Total	3,051,400.00	CURRENT FINANCES DECEMBER 31, 1988	
STATUTORY EXPENDITURES		EQUALIZED VALUATION BASIS FOR NET DEBT COMPUTATION	533,098,372	ASSETS	
Pensions & F. I. C. A.	251,996.00	REAL PROPERTY VALUATIONS		Cash Dec. 31, 1988	1,747,202.00
Employee Fringe Benefits	150,500.00	Code Class # of Parcels % VAL'N		Taxes Receivable	122,902.00
Other Statutory Expenditures	5,000.00	1 Vacant Land 81 1.63	7,748,100.00	Tax Title Liens	582.00
CETA And Other Public Employment Programs		2 Residential 2223 60.29	236,473,800.00	Foreclosed Property	13,455.00
MUNICIPAL FUNCTIONS TOTAL	4,007,607.00	3 Farm		Emergencies & Other Deferred Charges	91,814.00
CAPITAL IMPROVEMENTS *MEMO*	20,000.00	4a Commercial 116 11.56	54,922,900.00	State and Federal Aid Receivable	
DEBT SERVICE		4b Industrial 79 13.73	65,221,900.00	Other Receivables	75,267.00
Principal Payments	215,000.00	4c Apartments 26 12.80	60,803,000.00	Total	2,051,222.00
Interest Payments	200,845.00	Total 2530	475,169,700.00	LIABILITIES, RESERVES, AND SURPLUS	
DEFERRED CHARGES	74,872.00	Land Area 1.50 Sq. Miles		Cash Liabilities	1,541,907.00
SCHOOL, COUNTY, SPECIAL DISTRICT TAXES	5,683,902.80	Net Valuation Taxable-Municipal	484,917,771	Reserves for Receivables	211,206.00
RESERVE FOR UNCOLLECTED TAXES	218,812.00	Net Valuation Taxable-County	590,465,531	Surplus Dec. 31, 1988	298,109.00
EXPENDITURES TOTAL	10,406,038.80	State Equalized Valuation	655,973,693	Total	2,051,222.00
		State Equalization Ratio	73.53		

1323
Population 1980 5,548
Population 1988 5,662
S & P Rating
Moody Rating A1

General Tax Rate Per \$100. 1.60
State Equalized Tax Rate 1.67

LITTLE SILVER BORO. — MONMOUTH CO.
Form of Government:
Borough Council
Number of Members on Governing Body — 6

PER CAPITA
Gross Debt 929.90
Net Debt 583.32
Debt Service 65.61
Total Tax Levy 1,585.91
Municipal Expenditures 567.55
PER CENT:
Gross Debt 1.26
Net Debt .79
Tax Levy Collected 97.63
Tax Levy Cancelled, Abated or Adjusted

EXPENDITURES		REVENUES-REALIZED		1988 PROPERTY TAX	
GENERAL GOVERNMENT				STATE EQUALIZED TAX RATE →	
Governing Body & Public Boords		1988 Property Taxes Collected	8,762,627.39	Local District School Taxes	3,109,345.00
Municipal Clerk		1988 Payments in Lieu of Taxes		Regional & Consolidated School Tax	1,934,745.59
Financial Administration	36,157.03	Delinquent Tax & Lien Collections	142,663.98	School Taxes in Municipal Budget	
Assessment of Taxes	29,034.00	Business Personalty Replacement Taxes	47,268.43	County Taxes	1,756,380.00
Collection of Taxes	24,375.21	Taxes from Public Utilities	425,376.00	County Library Taxes	65,738.72
Planning, Housing & Development	123,622.02	Other Miscellaneous Tax Revenues		Local Municipal Purpose Taxes	2,027,291.49
Human Resources	25,378.00	State Aid Revenues	123,235.63	Veteran & Senior Citizen Taxes	32,750.00
Elections	1,732.00	Federal Aid Revenues		Total Taxes for Rate Computation	8,927,750.90
General Administration (other)	331,535.35	State and Local Fiscal Assistance Act Utilized		Special District Taxes	
JUDICIARY		Sole of Acquired Property		Bank Corp. Taxes	4,120.82
Municipal Courts	29,676.00	Other Miscellaneous Revenues	414,563.34	Added and Omitted Taxes	80,287.23
PUBLIC SAFETY		Total	9,915,735.82	Total Taxes Levied - ABSTRACT	8,979,409.00
Fire Protection	63,635.30	Prior Years Surplus Appropriated	278,000.00	Total Taxes Billed	8,975,288.18
Police Protection	640,954.48	REVENUES	TOTAL	1988 TAXES COLLECTED	3,762,627.59
Civil Defense & Disaster Control	2.00	Reserve For Uncollected Taxes	154,905.00	1988 Taxes Cancelled, Abated or Adjusted	
Environmental Inspection & Control	22,731.83	CAPITAL OUTLAY	TOTAL	Transfer to Tax Title Liens or Foreclosed	
Other Public Safety			407,983.29	Balance Outstanding Dec. 31, 1988	212,060.29
PUBLIC WORKS		Public Enterprises		PRIOR YEARS TAXES OUTSTANDING	
Streets and Drainage	319,219.50	Recreation—Culture		Balance January 1, 1988	144,396.37
Sewers and Sewage Processing		Public Works	346,897.53	Collected in 1988	142,663.98
Garbage and Trash Disposal	375,256.69	Buildings and Grounds	61,091.36	Cancelled, Abated or Adjusted 1988	
Public Buildings and Grounds	50,822.00	Library and Education		Transfers to Tax Title Liens or Foreclosed	
Other Public Works		Conservation		Balance December 31, 1988	1,732.39
HEALTH and WELFARE		All Other		TAX TITLE LIENS OUTSTANDING	
Health Services Except Environmental	14,908.46	CAPITAL DEBT AUTHORIZED, DECEMBER 31, 1988		Balance January 1, 1988	1,742.60
Welfare-Public Assistance	1,670.00	ISSUED AND UNISSUED	GROSS DEBT	Transfer From Taxes	
Hospitals, Clinics, First Aid		School	1,962,303.20	Redeemed in 1988	
Animal, Insect, & Rodent Control	2,000.00	Self-liquidating		Cancelled, Abated or Adjusted (1988)	
Other Welfare Services		Other	3,302,734	Transfers to Foreclosed Property	
RECREATION and CONSERVATION		Total	5,265,037	Balance December 31 1988	1,742.60
Beaches and Boardwalks		ISSUED AND OUTSTANDING		PROPERTY ACQUIRED BY DEED OR FORECLOSURE	
Parks, Playgrounds, Shade Trees	21,772.19	School	1,962,303.20	Balance January 1, 1988	10,150.00
Land Reclamation & Conservation	160,576.00	Self-Liquidating		Transfers From Taxes or Liens	
Other Recreational Services	1,000.00	Other	2,626,000.00	Sale for Cash (1988)	
EDUCATION (excluding schools)		Total	4,588,303.20	Cancelled, Abated or Adjusted (1988)	
Libraries	53,463.00	EQUALIZED VALUATION BASIS FOR NET DEBT COMPUTATION	417,987,537	Balance December 31, 1988	10,150.00
Other Educational Services		REAL PROPERTY VALUATIONS		CURRENT FINANCES DECEMBER 31, 1988	
STATUTORY EXPENDITURES		Code Class # of Parcels % VAL'N	ASSESSED VALUATION	ASSETS	
Pensions & F. I. C. A.	162,416.77	1 Vacant Land 217 4.15	23,024,400.00	Cash Dec. 31, 1988	2,480,290.27
Employee Fringe Benefits	103,000.00	2 Residential 1982 38.32	437,542,300.00	Taxes Receivable	214,392.63
Other Statutory Expenditures		3 Farm 9 .14	761,000.00	Tax Title Liens	1,742.60
CETA And Other Public Employment Programs		4a Commercial 103 7.39	40,951,000.00	Foreclosed Property	10,150.00
MUNICIPAL FUNCTIONS	TOTAL	4b Industrial		Emergencies & Other Deferred Charges	55,500.00
CAPITAL IMPROVEMENTS	*MEMO*	4c Apartments		State and Federal Aid Receivable	
DEBT SERVICE		Total	2310	Other Receivables	484.81
Principal Payments	200,000.00	Land Area 2.80 Sq. Miles		Total	2,762,560.36
Interest Payments	171,534.17	Net Valuation Taxable-Municipal	557,133,026	LIABILITIES, RESERVES, AND SURPLUS	
DEFERRED CHARGES		Net Valuation Taxable-County	419,791,442	Cash Liabilities	2,103,767.55
SCHOOL, COUNTY, SPECIAL DISTRICT TAXES	6,867,709.41	State Equalized Valuation	533,218,313	Reserves for Receivables	225,770.09
RESERVE FOR UNCOLLECTED TAXES	154,905.00	State Equalization Ratio	104.51	Surplus Dec. 31, 1988	427,022.72
EXPENDITURES	TOTAL			Total	2,762,560.36
	10,031,201.90				

0710

Population 1980 28,040
 Population 1988 28,390
 S & P Rating
 Moody Rating AA1

General Tax Rate Per \$100.

5.72

State Equalized Tax Rate

1.69

LIVINGSTON TOWNSHIP - ESSEX COUNTY

Form of Government:

Council-Manager Plan E (OMCL 50)

Number of Members on Governing Body - 5

PER CAPITA:

Gross Debt 1,215.42
 Net Debt 723.02
 Debt Service 23.87
 Total Tax Levy 1,755.94
 Municipal Expenditures 427.02

PER CENT:

Gross Debt 1.36
 Net Debt .81
 Tax Levy Collected 97.27
 Tax Levy Cancelled, Abated or Adjusted .03

EXPENDITURES		REVENUES-REALIZED		1988 PROPERTY TAX	
GENERAL GOVERNMENT				STATE EQUALIZED TAX RATE →	
Governing Body & Public Boards		1988 Property Taxes Collected		Local District School Taxes .88	25,910,126.00
Municipal Clerk		1988 Payments in Lieu of Taxes		Regional & Consolidated School Tax	
Financial Administration	112,636.00	Delinquent Tax & Lien Collections		School Taxes in Municipal Budget	
Assessment of Taxes	71,634.00	Business Personalty Replacement Taxes		County Taxes .68	20,131,920.48
Collection of Taxes	127,310.00	Taxes from Public Utilities		County Library Taxes	
Planning, Housing & Development	108,097.58	Other Miscellaneous Tax Revenues		Local Municipal Purpose Taxes .12	3,505,143.09
Human Resources	223,071.53	State Aid Revenues		Veteran & Senior Citizen Taxes	184,100.00
Elections	6,800.00	Federal Aid Revenues		Total Taxes for Rate Computation 1.68	49,731,289.57
General Administration (other)	1,303,951.19	State and Local Fiscal Assistance Act Utilized		Special District Taxes	
JUDICIARY		Sale of Acquired Property		Bank Corp. Taxes	43,026.10
Municipal Courts	148,162.00	Other Miscellaneous Revenues		Added and Omitted Taxes	261,016.06
PUBLIC SAFETY		TOTAL		Total Taxes Levied - ABSTRACT	49,851,231.73
Fire Protection	237,870.00	Prior Years Surplus Appropriated		Total Taxes Billed	49,885,642.54
Police Protection	2,260,073.48	REVENUES TOTAL		1988 TAXES COLLECTED	48,524,932.82
Civil Defense & Disaster Control	6,000.00	Reserve For Uncollected Taxes		1988 Taxes Cancelled, Abated or Adjusted	15,501.20
Environmental Inspection & Control	129,656.50	CAPITAL OUTLAY TOTAL		Transfer to Tax Title Liens or Foreclosed	61.98
Other Public Safety				Balance Outstanding Dec. 31, 1988	1,345,146.54
PUBLIC WORKS				PRIOR YEARS TAXES OUTSTANDING	
Streets and Drainage	374,802.87	Public Enterprises		Balance January 1, 1988	846,926.08
Sewers and Sewage Processing	605,971.94	Recreation—Culture		Collected in 1988	521,292.79
Garbage and Trash Disposal	494,840.00	Public Works		Cancelled, Abated or Adjusted 1988	
Public Buildings and Grounds	223,938.00	Buildings and Grounds		Transfers to Tax Title Liens or Foreclosed	
Other Public Works	40,070.48	Library and Education		Balance December 31, 1988	325,633.29
HEALTH and WELFARE		Conservation		TAX TITLE LIENS OUTSTANDING	
Health Services Except Environmental	212,853.00	All Other		Balance January 1, 1988	202.52
Welfare-Public Assistance	17,522.09	CAPITAL DEBT AUTHORIZED, DECEMBER 31, 1988		Transfer From Taxes	61.98
Hospitals, Clinics, First Aid		ISSUED AND UNISSUED GROSS DEBT		Redeemed in 1988	
Animal, Insect, & Rodent Control		School 11,815,000		Cancelled, Abated or Adjusted (1988)	
Other Welfare Services		Self-liquidating 1,330,000		Transfers to Foreclosed Property	
RECREATION and CONSERVATION		Other 21,310,785		Balance December 31, 1988	264.50
Beaches and Boardwalks		Total 34,505,785		PROPERTY ACQUIRED BY DEED OR FORECLOSURE	
Parks, Playgrounds, Shade Trees	721,797.00	ISSUED AND OUTSTANDING		Balance January 1, 1988	293,950.00
Land Reclamation & Conservation	451,192.42	School		Transfers From Taxes or Liens	
Other Recreational Services	71,711.52	Self-Liquidating		Sale for Cash (1988)	
EDUCATION (excluding schools)		Other		Cancelled, Abated or Adjusted (1988)	
Libraries	863,335.00	Total		Balance December 31, 1988	293,950.00
Other Educational Services	19,512.50	EQUALIZED VALUATION BASIS		CURRENT FINANCES DECEMBER 31, 1988	
STATUTORY EXPENDITURES		FOR NET DEBT COMPUTATION		ASSETS	
Pensions & F. I. C. A.	732,761.51	REAL PROPERTY VALUATIONS		Cash Dec. 31, 1988	8,226,282.76
Employee Fringe Benefits	292,616.21	Code Class # of Parcels % VAL'N		Taxes Receivable	1,670,779.83
Other Statutory Expenditures		1 Vacant Land 335 3.00		Tax Title Liens	264.50
CETA And Other Public Employment Programs		2 Residential 8745 70.32		Foreclosed Property	293,950.00
MUNICIPAL FUNCTIONS TOTAL	10,413,296.32	3 Farm 4		Emergencies & Other Deferred Charges	40,377.31
CAPITAL IMPROVEMENTS *MEMO*	235,437.50	4a Commercial 268 24.28		State and Federal Aid Receivable	
DEBT SERVICE		4b Industrial 47 2.39		Other Receivables	2,274,500.42
Principal Payments	535,000.00	4c Apartments		Total	12,506,154.82
Interest Payments	142,570.00	Total 9399		LIABILITIES, RESERVES, AND SURPLUS	
DEFERRED CHARGES	55,945.53	Land Area 14.00 Sq. Miles		Cash Liabilities	5,860,564.63
SCHOOL, COUNTY, SPECIAL DISTRICT TAXES	46,042,046.48	Net Valuation Taxable-Municipal		Reserves for Receivables	4,239,494.75
RESERVE FOR UNCOLLECTED TAXES	971,277.81	Net Valuation Taxable-County		Surplus Dec. 31, 1988	2,406,095.44
EXPENDITURES TOTAL	58,165,136.64	State Equalized Valuation		Total	12,506,154.82
		State Equalization Ratio			

1324

Population 1980 369
Population 1988 341
S & P Rating
Moody Rating

General Tax Rate Per \$100. 2.35
State Equalized Tax Rate 2.15

LOCH ARBOUR VILLAGE — MONMOUTH CO.
Form of Government:
Village Board of Trustees
Number of Members on Governing Body — 5

PER CAPITA.
Gross Debt 670.13
Net Debt 363.53
Debt Service 44.20
Total Tax Levy 2,164.31
Municipal Expenditures 1,305.78

PER CENT.
Gross Debt .33
Net Debt .44
Tax Levy Collected 99.49
Tax Levy Cancelled, Abated or Adjusted

EXPENDITURES		REVENUES-REALIZED		1988 PROPERTY TAX	
GENERAL GOVERNMENT				STATE EQUALIZED TAX RATE →	
Governing Body & Public Boards		1988 Property Taxes Collected	735,746.55	Local District School Taxes	
Municipal Clerk		1988 Payments in Lieu of Taxes		Regional & Consolidated School Tax 1.02	347,781.09
Financial Administration	13,998.00	Delinquent Tax & Lien Collections	12,321.54	School Taxes in Municipal Budget	
Assessment of Taxes	1,352.00	Business Personalty Replacement Taxes	4,101.40	County Taxes .34	117,577.69
Collection of Taxes	4,833.00	Taxes from Public Utilities	22,731.00	County Library Taxes .01	4,470.59
Planning, Housing & Development	2,664.00	Other Miscellaneous Tax Revenues		Local Municipal Purpose Taxes .73	268,200.00
Human Resources		State Aid Revenues	3,062.15	Veteran & Senior Citizen Taxes	2,000.00
Elections		Federal Aid Revenues		Total Taxes for Rate Computation 2.15	740,029.37
General Administration (other)	52,661.00	State and Local Fiscal Assistance Act Utilized		Special District Taxes	
JUDICIARY		Sale of Acquired Property		Bank Corp. Taxes	
Municipal Courts	6,775.00	Other Miscellaneous Revenues	112,700.35	Added and Omitted Taxes	
PUBLIC SAFETY		Total	890,562.99	Total Taxes Levied - ABSTRACT	738,029.37
Fire Protection	15,579.84	Prior Years Surplus Appropriated	62,800.00	Total Taxes Billed	739,542.40
Police Protection	110,100.00	REVENUES TOTAL	953,462.99	1988 TAXES COLLECTED	735,746.55
Civil Defense & Disaster Control		Reserve For Uncollected Taxes	62,929.34	1988 Taxes Cancelled, Abated or Adjusted	
Environmental Inspection & Control	170.00	CAPITAL OUTLAY TOTAL	44,272.26	Transfer to Tax Title Liens or Foreclosed	
Other Public Safety	23,651.53			Balance Outstanding Dec. 31, 1988	3,795.85
PUBLIC WORKS				PRIOR YEARS TAXES OUTSTANDING	
Streets and Drainage	9,678.60	Public Enterprises		Balance January 1, 1988	12,346.37
Sewers and Sewage Processing	33,336.00	Recreation—Culture	44,272.26	Collected in 1988	12,321.54
Garbage and Trash Disposal	40,916.00	Public Works		Cancelled, Abated or Adjusted 1988	
Public Buildings and Grounds	2,800.00	Buildings and Grounds		Transfers to Tax Title Liens or Foreclosed	
Other Public Works		Library and Education		Balance December 31, 1988	24.83
HEALTH and WELFARE		Conservation		TAX TITLE LIENS OUTSTANDING	
Health Services Except Environmental	900.00	All Other		Balance January 1, 1988	
Welfare-Public Assistance	125.00	CAPITAL DEBT AUTHORIZED, DECEMBER 31, 1988		Transfer From Taxes	
Hospitals, Clinics, First Aid		ISSUED AND UNISSUED GROSS DEBT NET DEBT		Redeemed in 1988	
Animal, Insect, & Rodent Control	250.00	School 111,369		Cancelled, Abated or Adjusted (1988)	
Other Welfare Services		Self-liquidating		Transfers to Foreclosed Property	
RECREATION and CONSERVATION		Other 123,980	123,980	Balance December 31, 1988	
Beaches and Boardwalks		Total 235,350	123,980	PROPERTY ACQUIRED BY DEED OR FORECLOSURE	
Parks, Playgrounds, Shade Trees				Balance January 1, 1988	
Land Reclamation & Conservation	2,155.00	ISSUED AND OUTSTANDING		Transfers From Taxes or Liens	
Other Recreational Services	33,000.00	School 111,369.37		Sale for Cash (1988)	
EDUCATION (excluding schools)		Self-liquidating		Cancelled, Abated or Adjusted (1988)	
Libraries		Other 64,323.93		Balance December 31, 1988	
Other Educational Services		Total 175,693.80		CURRENT FINANCES DECEMBER 31, 1988	
STATUTORY EXPENDITURES		EQUALIZED VALUATION BASIS FOR NET DEBT COMPUTATION	28,407,233	ASSETS	
Pensions & F. I. C. A.	3,634.88	REAL PROPERTY VALUATIONS		Cash Dec. 31, 1988	165,778.87
Employee Fringe Benefits		Code Class # of Parcels % VAL'N		Taxes Receivable	3,320.58
Other Statutory Expenditures		1 Vacant Land 7 2.10		Tax Title Liens	
CETA And Other Public Employment Programs		2 Residential 136 91.97		Foreclosed Property	
MUNICIPAL FUNCTIONS TOTAL	363,639.85	3 Farm		Emergencies & Other Deferred Charges	9,780.00
CAPITAL IMPROVEMENTS *MEMO*	1,000.00	4a Commercial 6 5.39	1,683,500.00	State and Federal Aid Receivable	43,000.00
DEBT SERVICE		4b Industrial		Other Receivables	35,858.23
Principal Payments	12,860.00	4c Apartments 1 .55	170,500.00	Total	258,237.78
Interest Payments	2,212.37	Total 150	31,260,400.00	LIABILITIES, RESERVES, AND SURPLUS	
DEFERRED CHARGES	3,580.44	Land Area .10 Sq. Miles		Cash Liabilities	97,370.99
SCHOOL, COUNTY, SPECIAL DISTRICT TAXES	469,829.37	Net Valuation Taxable-Municipal	31,362,414	Reserves for Receivables	3,934.98
RESERVE FOR UNCOLLECTED TAXES	62,929.34	Net Valuation Taxable-County	28,614,803	Surplus Dec. 31, 1988	156,931.81
EXPENDITURES TOTAL	915,101.37	State Equalized Valuation	34,236,541	Total	258,237.78
		State Equalization Ratio	91.58		

0231

Population 1980 23,956
 Population 1988 22,669
 S & P Rating A
 Moody Rating A

General Tax Rate Per \$100.

1.93

State Equalized Tax Rate

1.57

LODI BOROUGH - BERGEN COUNTY

Form of Government:

Mayor-Council Plan B (OMCL 50)

Number of Members on Governing Body - 7

PER CAPITA:

Gross Debt 470.52
 Net Debt 320.76
 Debt Service 60.24
 Total Tax Levy 858.30
 Municipal Expenditures 476.97

PER CENT:

Gross Debt 1.14
 Net Debt .78
 Tax Levy Collected 97.28
 Tax Levy Cancelled, Abated or Adjusted .85

EXPENDITURES		REVENUES-REALIZED		1988 PROPERTY TAX	
GENERAL GOVERNMENT				STATE EQUALIZED TAX RATE → .93	
Governing Body & Public Boards	33,376.45	1988 Property Taxes Collected	18,877,530.21	Local District School Taxes	10,738,334.00
Municipal Clerk	116,135.70	1988 Payments in Lieu of Taxes	32,000.00	Regional & Consolidated School Tax	
Financial Administration	100,806.25	Delinquent Tax & Lien Collections	398,055.05	School Taxes in Municipal Budget	
Assessment of Taxes	59,504.90	Business Personalty Replacement Taxes	363,124.72	County Taxes	2,339,436.55
Collection of Taxes	47,405.00	Taxes from Public Utilities	952,731.00	County Library Taxes	
Planning, Housing & Development	17,799.88	Other Miscellaneous Tax Revenues		Local Municipal Purpose Taxes	6,189,166.00
Human Resources	119,954.79	State Aid Revenues	447,139.07	Veteran & Senior Citizen Taxes	319,700.00
Elections	17,000.00	Federal Aid Revenues		Total Taxes for Rate Computation	19,586,636.55
General Administration (other)	1,122,076.04	State and Local Fiscal Assistance Act Utilized		Special District Taxes	
JUDICIARY		Sale of Acquired Property	1,834,537.83	Bank Corp. Taxes	51,484.66
Municipal Courts	105,660.00	Other Miscellaneous Revenues	22,905,117.88	Added and Omitted Taxes	138,303.48
PUBLIC SAFETY		Total	690,000.00	Total Taxes Levied - ABSTRACT	19,456,724.69
Fire Protection	159,631.76	Prior Years Surplus Appropriated	23,525,117.83	Total Taxes Billed	19,405,240.03
Police Protection	1,737,977.66	REVENUES	761,861.20	1988 TAXES COLLECTED	18,877,530.21
Civil Defense & Disaster Control	1.00	Reserve For Uncollected Taxes	604,964.73	1988 Taxes Cancelled, Abated or Adjusted	165,184.84
Environmental Inspection & Control	126,316.70	CAPITAL OUTLAY		Transfer to Tax Title Liens or Foreclosed	7,339.97
Other Public Safety		Total		Balance Outstanding Dec. 31, 1988	355,185.01
PUBLIC WORKS		Public Enterprises	71,151.20	PRIOR YEARS TAXES OUTSTANDING	
Streets and Drainage	553,000.00	Recreation—Culture	19,050.00	Balance January 1, 1988	377,393.23
Sewers and Sewage Processing	636,000.00	Public Works	382,186.69	Collected in 1988	375,296.63
Garbage and Trash Disposal	870,432.08	Buildings and Grounds	1,132,576.84	Cancelled, Abated or Adjusted 1988	
Public Buildings and Grounds	24,143.97	Library and Education		Transfers to Tax Title Liens or Foreclosed	
Other Public Works	776,736.85	Conservation		Balance December 31, 1988	2,096.60
HEALTH and WELFARE		All Other		TAX TITLE LIENS OUTSTANDING	
Health Services Except Environmental	78,179.94	CAPITAL DEBT AUTHORIZED, DECEMBER 31, 1988		Balance January 1, 1988	71,309.09
Welfare Public Assistance	29,713.00	ISSUED AND UNISSUED		Transfer From Taxes	7,339.97
Hospital, Clinics, First Aid	37,090.60	School	2,163,000	Redeemed in 1988	22,758.42
Animal, Insect, & Rodent Control		Self-liquidating	1,137,000	Cancelled, Abated or Adjusted (1988)	
Other Welfare Services		Other	7,366,150	Transfers to Foreclosed Property	
RECREATION and CONSERVATION		Total	10,666,150	Balance December 31, 1988	55,890.64
Beaches and Boardwalks		ISSUED AND OUTSTANDING		PROPERTY ACQUIRED BY DEED OR FORECLOSURE	
Parks, Playgrounds, Shade Trees	8,000.00	School	2,163,000.00	Balance January 1, 1988	18,247.50
Land Reclamation & Conservation	22,618.30	Self-Liquidating	1,137,000.00	Transfers From Taxes or Liens	
Other Recreational Services	157,797.65	Other	7,327,250.00	Sale for Cash (1988)	
EDUCATION (excluding schools)		Total	10,627,250.00	Cancelled, Abated or Adjusted (1988)	
Libraries	335,000.00	EQUALIZED VALUATION BASIS		Balance December 31, 1988	18,247.50
Other Educational Services		FOR NET DEBT COMPUTATION	932,803,881	CURRENT FINANCES DECEMBER 31, 1988	
STATUTORY EXPENDITURES		REAL PROPERTY VALUATIONS		ASSETS	
Pensions & F. I. C. A.	622,346.42	Code Class # of Parcels % VAL'N	ASSESSED VALUATION	Cash Dec. 31, 1988	1,097,066.07
Employee Fringe Benefits	501,202.93	1 Vacant Land 173 1.49	14,890,500.00	Taxes Receivable	357,281.61
Other Statutory Expenditures	19,000.00	2 Residential 4193 61.46	614,733,000.00	Tax Title Liens	55,890.64
CETA And Other Public Employment Programs		3 Farm		Foreclosed Property	18,247.50
MUNICIPAL FUNCTIONS		4a Commercial 293 15.19	151,926,200.00	Emergencies & Other Deferred Charges	523,643.12
CAPITAL IMPROVEMENTS		4b Industrial 117 12.66	126,616,900.00	State and Federal Aid Receivable	
DEBT SERVICE		4c Apartments 37 9.20	92,019,100.00	Other Receivables	2,619.40
Principal Payments	734,336.72	Total 4868	1,000,185,700.00	Total	2,054,748.34
Interest Payments	580,651.89	Land Area 2.20 Sq. Miles		LIABILITIES, RESERVES, AND SURPLUS	
DEFERRED CHARGES		Net Valuation Taxable-Municipal	1,002,827,339	Cash Liabilities	687,656.39
SCHOOL, COUNTY, SPECIAL DISTRICT TAXES		Net Valuation Taxable-County	939,952,684	Reserves for Receivables	434,039.15
RESERVE FOR UNCOLLECTED TAXES		State Equalized Valuation	1,160,130,008	Surplus Dec. 31, 1988	933,052.80
EXPENDITURES		State Equalization Ratio	86.41	Total	2,054,748.34
TOTAL	23,890,166.82				

0809

Population 1980 3,078
 Population 1988 3,866
 S & P Rating
 Moody Rating

General Tax Rate Per \$100 3.39
 State Equalized Tax Rate 2.21

LOGAN TWP. - GLOUCESTER CO.

Form of Government:

Small Municipality Plan C (OMCL 50)

Number of Members on Governing Body - 5

PER CAPITA
 Gross Debt 493.15
 Net Debt 493.15
 Debt Service
 Total Tax Levy 1,331.00
 Municipal Expenditures 700.02

PER CENT:
 Gross Debt 1.05
 Net Debt 1.05
 Tax Levy Collected 90.74
 Tax Levy Cancelled, Abated or Adjusted 1.91

EXPENDITURES		REVENUES-REALIZED		1988 PROPERTY TAX	
GENERAL GOVERNMENT		1988 Property Taxes Collected		STATE EQUALIZED TAX RATE 1.22	
Governing Body & Public Boards	10,600.00	1988 Payments in Lieu of Taxes		Local District School Taxes	2,627,706.00
Municipal Clerk	37,130.00	Delinquent Tax & Lien Collections		Regional & Consolidated School Tax	
Financial Administration	38,400.00	Business Personalty Replacement Taxes		School Taxes in Municipal Budget	
Assessment of Taxes	25,300.00	Taxes from Public Utilities		County Taxes	1,667,185.08
Collection of Taxes	19,175.00	Other Miscellaneous Tax Revenues		County Library Taxes	47,093.90
Planning, Housing & Development	52,450.00	State Aid Revenues		Local Municipal Purpose Taxes	420,400.00
Human Resources	39,790.00	Federal Aid Revenues		Veteran & Senior Citizen Taxes	28,400.00
Elections	2,000.00	State and Local Fiscal Assistance Act Utilized		Total Taxes for Rate Computation	4,790,734.98
General Administration (other)	301,400.00	Sale of Acquired Property		Special District Taxes	
JUDICIARY		Other Miscellaneous Revenues		Bank Corp. Taxes	
Municipal Courts	42,823.19	Total		Added and Omitted Taxes	383,260.72
PUBLIC SAFETY		Prior Years Surplus Appropriated		Total Taxes Levied - ABSTRACT	5,145,645.70
Fire Protection	88,239.56	REVENUES TOTAL		Total Taxes Billed	5,123,842.55
Police Protection	411,110.00	CAPITAL OUTLAY TOTAL		1988 TAXES COLLECTED	4,649,305.10
Civil Defense & Disaster Control	3,500.00	Public Enterprises		1988 Taxes Cancelled, Abated or Adjusted	98,064.96
Environmental Inspection & Control	188,200.00	Recreation—Culture		Transfer to Tax Title Liens or Foreclosed	15,509.76
Other Public Safety		Public Works		Balance Outstanding Dec 31, 1988	357,961.73
PUBLIC WORKS		Buildings and Grounds		PRIOR YEARS TAXES OUTSTANDING	
Streets and Drainage	256,040.00	Library and Education		Balance January 1, 1988	490,725.50
Sewers and Sewage Processing	2,707.28	Conservation		Collected in 1988	413,121.39
Garbage and Trash Disposal	175,000.00	All Other		Cancelled, Abated or Adjusted 1988	
Public Buildings and Grounds	24,310.00	CAPITAL DEBT AUTHORIZED, DECEMBER 31, 1988		Transfers to Tax Title Liens or Foreclosed	1,222.40
Other Public Works	50,000.00	ISSUED AND UNISSUED		Balance December 31, 1988	76,391.71
HEALTH and WELFARE		SCHOOL		TAX TITLE LIENS OUTSTANDING	
Health Services Except Environmental	1,500.00	Self-liquidating		Balance January 1, 1988	101,080.89
Welfare-Public Assistance	5,000.00	Other		Transfer From Taxes	19,834.40
Hospitals, Clinics, First Aid		Total		Redeemed in 1988	227.40
Animal, Insect, & Rodent Control	7,000.00	ISSUED AND OUTSTANDING		Cancelled, Abated or Adjusted (1988)	
Other Welfare Services		SCHOOL		Transfers to Foreclosed Property	
RECREATION and CONSERVATION		Self-Liquidating		Balance December 31, 1988	120,737.89
Beaches and Boardwalks		Other		PROPERTY ACQUIRED BY DEED OR FORECLOSURE	
Parks, Playgrounds, Shade Trees	20,000.00	Total		Balance January 1, 1988	6,755.00
Land Reclamation & Conservation	70,975.00	EQUALIZED VALUATION BASIS		Transfers From Taxes or Liens	
Other Recreational Services	2,000.00	FOR NET DEBT COMPUTATION		Sale for Cash (1988)	
EDUCATION (excluding schools)		REAL PROPERTY VALUATIONS		Cancelled, Abated or Adjusted (1988)	
Libraries		Code Class # of Parcels % VAL'N		Balance December 31, 1988	6,755.00
Other Educational Services		ASSESSED VALUATION		CURRENT FINANCES DECEMBER 31, 1988	
STATUTORY EXPENDITURES		1 Vacant Land 713 7.77		ASSETS	
Pensions & F. I. C. A.	93,329.80	2 Residential 1340 41.77		Cash Dec. 31, 1988	2,675,101.37
Employee Fringe Benefits	50,000.00	3 Farm 255 3.77		Taxes Receivable	434,343.44
Other Statutory Expenditures	5,000.00	4a Commercial 89 33.01		Tax Title Liens	120,737.89
CETA And Other Public Employment Programs		4b Industrial 5 3.69		Foreclosed Property	6,755.00
MUNICIPAL FUNCTIONS TOTAL	2,033,949.93	4c Apartments		Emergencies & Other Deferred Charges	92,000.00
CAPITAL IMPROVEMENTS *MEMO*	10,000.00	Total 2403		State and Federal Aid Receivable	135,254.86
DEBT SERVICE		Land Area 23.42 Sq. Miles		Other Receivables	46,747.25
Principal Payments		Net Valuation Taxable-Municipal		Total	3,510,939.81
Interest Payments		Net Valuation Taxable-County		LIABILITIES, RESERVES, AND SURPLUS	
DEFERRED CHARGES	285,325.24	State Equalized Valuation		Cash Liabilities	1,351,190.25
SCHOOL, COUNTY, SPECIAL DISTRICT TAXES	4,341,934.98	State Equalization Ratio		Reserves for Receivables	703,583.53
RESERVE FOR UNCOLLECTED TAXES	382,000.00			Surplus Dec. 31, 1988	951,165.93
EXPENDITURES TOTAL	7,043,260.05			Total	3,510,939.81

1517

Population 1980 3,483
 Population 1988 3,783
 S & P Rating
 Moody Rating

General Tax Rate Per \$100.

1.15

State Equalized Tax Rate

.77

LONG BEACH TWP. - OCEAN CO.

Form of Government:

Commission (1911)

Number of Members on Governing Body - 3

PER CAPITA:

Gross Debt 3,594.69
 Net Debt 1,184.97
 Debt Service 92.13
 Total Tax Levy 4,479.16
 Municipal Expenditures 1,781.13

PER CENT:

Gross Debt .77
 Net Debt .25
 Tax Levy Collected 98.02
 Tax Levy Cancelled, Abated or Adjusted

EXPENDITURES		REVENUES-REALIZED		1988 PROPERTY TAX	
GENERAL GOVERNMENT				STATE EQUALIZED TAX RATE	
Governing Body & Public Boards		1988 Property Taxes Collected	16,608,340.16	Local District School Taxes	
Municipal Clerk	97,650.77	1988 Payments in Lieu of Taxes		Regional & Consolidated School Tax	.25 5,448,636.41
Financial Administration	17,000.00	Delinquent Tax & Lien Collections	220,115.89	School Taxes in Municipal Budget	
Assessment of Taxes	138,013.45	Business Personalty Replacement Taxes	26,800.40	County Taxes	.33 7,257,037.76
Collection of Taxes	115,315.91	Taxes from Public Utilities	739,551.00	County Library Taxes	.02 485,577.89
Planning, Housing & Development	66,054.37	Other Miscellaneous Tax Revenues		Local Municipal Purpose Taxes	.16 3,599,200.00
Human Resources	63,222.98	State Aid Revenues	52,210.18	Veteran & Senior Citizen Taxes	
Elections	4,000.00	Federal Aid Revenues		Total Taxes for Rate Computation	.76 16,878,352.06
General Administration (other)	359,631.81	State and Local Fiscal Assistance Act Utilized		Special District Taxes	
JUDICIARY		Sale of Acquired Property	33,071.00	Bank Corp. Taxes	763.00
Municipal Courts	52,100.00	Other Miscellaneous Revenues	1,271,009.49	Added and Omitted Taxes	153,464.24
PUBLIC SAFETY		Total	18,951,098.12	Total Taxes Levied - ABSTRACT	16,944,679.30
Fire Protection	133,344.96	Prior Years Surplus Appropriated	880,000.00	Total Taxes Billed	16,943,916.30
Police Protection	1,389,398.00	REVENUES TOTAL	19,831,098.12	1988 TAXES COLLECTED	16,608,340.16
Civil Defense & Disaster Control	53,750.00	Reserve For Uncollected Taxes	641,234.04	1988 Taxes Cancelled, Abated or Adjusted	
Environmental Inspection & Control	55,000.00	CAPITAL OUTLAY TOTAL	1,059,021.51	Transfer to Tax Title Liens or Foreclosed	
Other Public Safety				Balance Outstanding Dec. 31, 1988	335,576.14
PUBLIC WORKS				PRIOR YEARS TAXES OUTSTANDING	
Streets and Drainage	1,036,944.58	Public Enterprises	327,323.78	Balance January 1, 1988	220,914.39
Sewers and Sewage Processing		Recreation—Culture		Collected in 1988	220,115.89
Garbage and Trash Disposal	457,772.42	Public Works	549,831.44	Cancelled, Abated or Adjusted 1988	
Public Buildings and Grounds	103,300.00	Buildings and Grounds	64,232.29	Transfers to Tax Title Liens or Foreclosed	
Other Public Works		Library and Education	117,634.00	Balance December 31, 1988	798.50
HEALTH and WELFARE		Conservation		TAX TITLE LIENS OUTSTANDING	
Health Services Except Environmental	191,847.00	All Other		Balance January 1, 1988	15,146.59
Welfare-Public Assistance	2,617.50	CAPITAL DEBT AUTHORIZED, DECEMBER 31, 1988		Transfer From Taxes	
Hospitals, Clinics, First Aid	1,000.00	ISSUED AND UNISSUED GROSS DEBT NET DEBT		Redeemed in 1988	
Animal, Insect, & Rodent Control	7,953.94	School 1,283,499		Cancelled, Abated or Adjusted (1988)	
Other Welfare Services		Self-liquidating 7,729,150		Transfers to Foreclosed Property	
RECREATION and CONSERVATION		Other 4,586,077	4,482,740	Balance December 31, 1988	15,146.59
Beaches and Boardwalks	507,826.23	Total 13,598,727	4,482,740	PROPERTY ACQUIRED BY DEED OR	
Parks, Playgrounds, Shade Trees				FORECLOSURE	
Land Reclamation & Conservation	35,000.00	ISSUED AND OUTSTANDING		Balance January 1, 1988	5,400.00
Other Recreational Services	23,709.75	School 1,283,499.67		Transfers From Taxes or Liens	
EDUCATION (excluding schools)		Self-Liquidating 7,169,000.00		Sale for Cash (1988)	
Libraries		Other 3,846,500.00		Cancelled, Abated or Adjusted (1988)	
Other Educational Services	100.00	Total 12,298,999.67		Balance December 31, 1988	5,400.00
STATUTORY EXPENDITURES		EQUALIZED VALUATION BASIS		CURRENT FINANCES DECEMBER 31, 1988	
Pensions & F. I. C. A.	451,767.43	FOR NET DEBT COMPUTATION	1,764,326,909	ASSETS	
Employee Fringe Benefits	235,000.00	REAL PROPERTY VALUATIONS		Cash Dec. 31, 1988	4,544,856.65
Other Statutory Expenditures	25,044.14	Code Class # of Parcels % VAL'N ASSESSED VALUATION		Taxes Receivable	336,374.64
CETA And Other Public Employment Programs		1 Vacant Land 1140 5.32 77,589,932.00		Tax Title Liens	15,146.59
MUNICIPAL FUNCTIONS TOTAL	5,635,415.31	2 Residential 7060 39.86 1,310,551,443.00		Foreclosed Property	5,400.00
CAPITAL IMPROVEMENTS *MEMO*	50,000.00	3 Farm		Emergencies & Other Deferred Charges	232,000.00
DEBT SERVICE		4a Commercial 193 4.48 65,362,664.00		State and Federal Aid Receivable	
Principal Payments	115,000.00	4b Industrial		Other Receivables	145,330.02
Interest Payments	233,522.00	4c Apartments 21 .34 5,006,926.00		Total	5,279,107.90
DEFERRED CHARGES	112,776.45	Total 8414 1,458,510,965.00		LIABILITIES, RESERVES, AND SURPLUS	
SCHOOL, COUNTY, SPECIAL DISTRICT TAXES	13,191,252.06	Land Area 4.30 Sq. Miles		Cash Liabilities	3,410,716.91
RESERVE FOR UNCOLLECTED TAXES	641,234.04	Net Valuation Taxable-Municipal	1,462,457,178	Reserves for Receivables	502,251.25
EXPENDITURES TOTAL	19,929,249.86	Net Valuation Taxable-County	1,746,355,864	Surplus Dec. 31, 1988	1,366,139.74
		State Equalized Valuation	2,194,889,528	Total	5,279,107.90
		State Equalization Ratio	66.57		

1325
 Population 1980 29,819
 Population 1988 29,224
 S & P Rating A-
 Moody Rating A
 General Tax Rate Per \$100. 4.20
 State Equalized Tax Rate 2.04

LONG BRANCH CITY - MONMOUTH CO.
Form of Government:
Mayor-Council Plan A (OMCL 50)
Number of Members on Governing Body - 5

PER CAPITA
 Gross Debt 473.21
 Net Debt 413.53
 Debt Service 65.52
 Total Tax Levy 947.42
 Municipal Expenditures 556.03
 PER CENT:
 Gross Debt 1.31
 Net Debt 1.16
 Tax Levy Collected 95.39
 Tax Levy Cancelled, Abated or Adjusted .06

EXPENDITURES		REVENUES-REALIZED		1988 PROPERTY TAX	
GENERAL GOVERNMENT				STATE EQUALIZED TAX RATE →	
Governing Body & Public Boards	51,378.75	1988 Property Taxes Collected		Local District School Taxes	
Municipal Clerk		26,509,047.43		Regional & Consolidated School Tax 1.08	14,463,593.00
Financial Administration	135,449.11	1988 Payments in Lieu of Taxes		School Taxes in Municipal Budget .01	112,465.34
Assessment of Taxes	75,132.00	Delinquent Tax & Lien Collections		County Taxes .33	4,464,393.11
Collection of Taxes	92,400.29	Business Personalty Replacement Taxes		County Library Taxes	
Planning, Housing & Development	111,541.00	Taxes from Public Utilities		Local Municipal Purpose Taxes .01	3,188,221.52
Human Resources	1,236,243.54	Other Miscellaneous Tax Revenues		Veteran & Senior Citizen Taxes	162,900.00
Elections		State Aid Revenues		Total Taxes for Rate Computation 2.03	27,396,563.47
General Administration (other)	1,923,213.71	Federal Aid Revenues		Special District Taxes	
JUDICIARY		State and Local Fiscal Assistance Act Utilized		Bank Corp. Taxes	48,327.58
Municipal Courts	220,516.23	Sale of Acquired Property		Added and Omitted Taxes	404,305.29
PUBLIC SAFETY		Other Miscellaneous Revenues		Total Taxes Levied - ABSTRACT	27,687,301.34
Fire Protection	1,267,039.02	Total		Total Taxes Billed	27,643,961.58
Police Protection	2,466,493.25	Prior Years Surplus Appropriated		1988 TAXES COLLECTED	26,509,047.43
Civil Defense & Disaster Control	1,565.00	REVENUES TOTAL		1988 Taxes Cancelled, Abated or Adjusted	17,906.60
Environmental Inspection & Control	152,137.47	Reserve For Uncollected Taxes		Transfer to Tax Title Liens or Foreclosed	20,679.17
Other Public Safety		CAPITAL OUTLAY TOTAL		Balance Outstanding Dec. 31, 1988	1,096,328.38
PUBLIC WORKS				PRIOR YEARS TAXES OUTSTANDING	
Streets and Drainage	893,953.09	Public Enterprises		Balance January 1, 1988	1,011,322.35
Sewers and Sewage Processing	648,301.00	Recreation—Culture		Collected in 1988	977,301.75
Garbage and Trash Disposal		Public Works		Cancelled, Abated or Adjusted 1988	5,667.13
Public Buildings and Grounds	309,867.20	Buildings and Grounds		Transfers to Tax Title Liens or Foreclosed	3,130.19
Other Public Works		Library and Education		Balance December 31, 1988	25,173.28
HEALTH and WELFARE		Conservation		TAX TITLE LIENS OUTSTANDING	
Health Services Except Environmental	196,930.00	All Other		Balance January 1, 1988	110,880.54
Welfare-Public Assistance	114,293.50	CAPITAL DEBT AUTHORIZED, DECEMBER 31, 1988		Transfer From Taxes	24,326.30
Hospitals, Clinics, First Aid		ISSUED AND UNISSUED GROSS DEBT NET DEBT		Redeemed in 1988	34,937.37
Animal, Insect, & Rodent Control		School 1,598,000		Cancelled, Abated or Adjusted (1988)	
Other Welfare Services		Self-liquidating 12,231,031		Transfers to Foreclosed Property	11,819.81
RECREATION and CONSERVATION		Other 13,829,031		Balance December 31, 1988	88,449.66
Beaches and Boardwalks	124,053.45	Total 13,829,031		PROPERTY ACQUIRED BY DEED OR FORECLOSURE	
Parks, Playgrounds, Shade Trees	93,633.50	ISSUED AND OUTSTANDING		Balance January 1, 1988	2,391,580.19
Land Reclamation & Conservation	433,500.00	School 1,598,000.00		Transfers From Taxes or Liens	11,819.81
Other Recreational Services	30,877.90	Self-Liquidating 11,538,900.00		Sale for Cash (1988)	35,500.00
EDUCATION (excluding schools)		Other 13,186,900.00		Cancelled, Abated or Adjusted (1988)	
Libraries	312,915.00	Total 13,186,900.00		Balance December 31, 1988	2,367,900.00
Other Educational Services		EQUALIZED VALUATION BASIS		CURRENT FINANCES DECEMBER 31, 1988	
STATUTORY EXPENDITURES		FOR NET DEBT COMPUTATION 1,055,943,453		ASSETS	
Pensions & F. I. C. A.	1,079,130.40	REAL PROPERTY VALUATIONS		Cash Dec. 31, 1988	5,595,988.71
Employee Fringe Benefits	581,974.34	Code Class # of Parcels % VAL'N ASSESSED VALUATION		Taxes Receivable	1,121,501.66
Other Statutory Expenditures	35,000.00	1 Vacant Land 631 1.96 12,602,600.00		Tax Title Liens	88,449.66
CETA And Other Public Employment Programs		2 Residential 6902 76.41 491,924,600.00		Foreclosed Property	2,367,900.00
MUNICIPAL FUNCTIONS TOTAL	12,693,198.80	3 Farm 1 3,200.00		Emergencies & Other Deferred Charges	383,900.00
CAPITAL IMPROVEMENTS *MEMO*	125,000.00	4a Commercial 528 10.30 69,529,900.00		State and Federal Aid Receivable	2,424.38
DEBT SERVICE		4b Industrial 11 .55 3,531,500.00		Other Receivables	591,206.87
Principal Payments	1,115,000.00	4c Apartments 185 10.28 66,207,600.00		Total	10,151,371.28
Interest Payments	799,877.38	Total 8308 643,799,400.00		LIABILITIES, RESERVES, AND SURPLUS	
TYPE I SCHL DEBT *MEMO	334,603.00	Land Area 5.10 Sq. Miles		Cash Liabilities	4,272,330.09
DEFERRED CHARGES	425,865.00	Net Valuation Taxable-Municipal		Reserves for Receivables	3,606,077.35
SCHOOL, COUNTY, SPECIAL DISTRICT TAXES	19,045,446.95	Net Valuation Taxable-County		Surplus Dec. 31, 1988	2,272,963.84
RESERVE FOR UNCOLLECTED TAXES	1,217,077.81	State Equalized Valuation		Total	10,151,371.28
EXPENDITURES TOTAL	35,296,465.94	State Equalization Ratio 48.51			

0115

Population 1980 1,249

Population 1988 1,196

S & P Rating

Moody Rating 3AA1

General Tax Rate Per \$100.

1.26

State Equalized Tax Rate

.91

LONGPORT BORO. - ATLANTIC CO.

Form of Government:

Commission (1911)

Number of Members on Governing Body - 3

PER CAPITA:

Gross Debt 3,585.07

Net Debt 3,585.07

Debt Service 234.48

Total Tax Levy 2,885.84

Municipal Expenditures 1,703.15

PER CENT:

Gross Debt 1.32

Net Debt 1.32

Tax Levy Collected 95.29

Tax Levy Cancelled, Abated
or Adjusted

EXPENDITURES		REVENUES-REALIZED		1988 PROPERTY TAX	
GENERAL GOVERNMENT				STATE EQUALIZED TAX RATE .09	
Governing Body & Public Boards		1988 Property Taxes Collected 3,289,639.09		Local District School Taxes	351,408.00
Municipal Clerk	46,775.00	1988 Payments in Lieu of Taxes		Regional & Consolidated School Tax	
Financial Administration	47,798.00	Delinquent Tax & Lien Collections 111,985.25		School Taxes in Municipal Budget	
Assessment of Taxes	11,110.00	Business Personalty Replacement Taxes 7,255.27		County Taxes	* 1,541,256.71
Collection of Taxes	26,350.00	Taxes from Public Utilities 133,269.00		County Library Taxes	.03 104,779.23
Planning, Housing & Development	5,500.00	Other Miscellaneous Tax Revenues		Local Municipal Purpose Taxes	.38 1,429,000.00
Human Resources	29,332.53	State Aid Revenues 23,888.39		Veteran & Senior Citizen Taxes	24,050.00
Elections		Federal Aid Revenues		Total Taxes for Rate Computation	.91 3,450,493.94
General Administration (other)	156,161.00	State and Local Fiscal Assistance Act Utilized 282.00		Special District Taxes	
JUDICIARY		Sale of Acquired Property		Bank Corp. Taxes	
Municipal Courts	30,710.00	Other Miscellaneous Revenues		Added and Omitted Taxes	25,021.51
PUBLIC SAFETY		Total 3,923,823.74		Total Taxes Levied - ABSTRACT	3,451,465.45
Fire Protection	23,112.60	Prior Years Surplus Appropriated 188,000.00		Total Taxes Billed	3,452,293.41
Police Protection	404,477.00	REVENUES TOTAL 4,111,823.74		1988 TAXES COLLECTED	3,289,639.09
Civil Defense & Disaster Control	1,800.00	Reserve For Uncollected Taxes 164,340.15		1988 Taxes Cancelled, Abated or Adjusted	
Environmental Inspection & Control	43,333.00	CAPITAL OUTLAY TOTAL 650,102.48		Transfer to Tax Title Liens or Foreclosed	
Other Public Safety				Balance Outstanding Dec. 31, 1988	162,654.32
PUBLIC WORKS				PRIOR YEARS TAXES OUTSTANDING	
Streets and Drainage	144,024.44	Public Enterprises		Balance January 1, 1988	106,360.13
Sewers and Sewage Processing	113,000.00	Recreation—Culture		Collected in 1988	105,253.28
Garbage and Trash Disposal	29,500.00	Public Works 466,819.66		Cancelled, Abated or Adjusted 1988	950.00
Public Buildings and Grounds	17,000.00	Buildings and Grounds 133,232.82		Transfers to Tax Title Liens or Foreclosed	
Other Public Works	21,000.00	Library and Education		Balance December 31, 1988	156.85
HEALTH and WELFARE		Conservation		TAX TITLE LIENS OUTSTANDING	
Health Services Except Environmental	200.00	All Other		Balance January 1, 1988	6,731.97
Welfare-Public Assistance	6,100.00	CAPITAL DEBT AUTHORIZED, DECEMBER 31, 1988		Transfer From Taxes	
Hospitals, Clinics, First Aid		ISSUED AND UNISSUED GROSS DEBT NET DEBT		Redeemed in 1988	6,731.97
Animal, Insect, & Rodent Control	550.00	School		Cancelled, Abated or Adjusted (1988)	
Other Welfare Services		Self-Liquidating		Transfers to Foreclosed Property	
RECREATION and CONSERVATION		Other 4,287,737 4,287,737		Balance December 31, 1988	
Beaches and Boardwalks	80,276.26	Total 4,237,737 4,287,737		PROPERTY ACQUIRED BY DEED OR	
Parks, Playgrounds, Shade Trees	80,728.00	ISSUED AND OUTSTANDING		FORECLOSURE	
Land Reclamation & Conservation		School		Balance January 1, 1988	17,695.00
Other Recreational Services	140.00	Self-Liquidating		Transfers From Taxes or Liens	
EDUCATION (excluding schools)		Other 4,110,190.00		Sale for Cash (1988)	
Libraries	5,000.00	Total 4,110,190.00		Cancelled, Abated or Adjusted (1988)	
Other Educational Services		EQUALIZED VALUATION BASIS		Balance December 31, 1988	17,695.00
STATUTORY EXPENDITURES		FOR NET DEBT COMPUTATION 324,527,586		CURRENT FINANCES DECEMBER 31, 1988	
Pensions & F. I. C. A.	137,510.22	REAL PROPERTY VALUATIONS		ASSETS	
Employee Fringe Benefits	106,330.03	Code Class # of Parcels % VAL'N ASSESSED VALUATION		Cash Dec. 31, 1988	595,828.25
Other Statutory Expenditures		1 Vacant Land 85 3.44 9,343,450.00		Taxes Receivable	162,811.17
CETA And Other Public Employment Programs		2 Residential 1482 93.85 254,766,000.00		Tax Title Liens	
MUNICIPAL FUNCTIONS TOTAL 1,572,423.13		3 Farm		Foreclosed Property	17,695.00
CAPITAL IMPROVEMENTS *MEMO* 10,000.00		4a Commercial 7 1.37 3,723,100.00		Emergencies & Other Deferred Charges	10,995.68
DEBT SERVICE		4b Industrial		State and Federal Aid Receivable	
Principal Payments	170,000.00	4c Apartments 16 1.34 3,638,500.00		Other Receivables	19,064.02
Interest Payments	110,433.13	Total 1590 271,471,050.00		Total	806,394.12
DEFERRED CHARGES 19,769.11		Land Area .30 Sq. Miles		LIABILITIES, RESERVES, AND SURPLUS	
SCHOOL, COUNTY, SPECIAL DISTRICT TAXES	1,997,443.94	Net Valuation Taxable-Municipal 271,747,503		Cash Liabilities	222,871.42
RESERVE FOR UNCOLLECTED TAXES 164,340.15		Net Valuation Taxable-County 324,076,955		Reserves for Receivables	194,699.41
EXPENDITURES TOTAL 4,034,409.46		State Equalized Valuation 374,358,098		Surplus Dec. 31, 1988	388,823.29
		State Equalization Ratio 72.57		Total	806,394.12

2115
Population 1980 4,998
Population 1988 4,824
S & P Rating
Moody Rating

General Tax Rate Per \$100.
3.88
State Equalized Tax Rate
1.90

LOPATCONG TOWNSHIP - WARREN CO.

Form of Government:

Small Municipality Plan C (OMCL 50)

Number of Members on Governing Body - 3

PER CAPITA:		PER CENT	
Gross Debt	186.69	Gross Debt	.44
Net Debt	109.99	Net Debt	.26
Debt Service	29.99	Tax Levy Collected	94.33
Total Tax Levy	963.51	Tax Levy Cancelled, Abated or Adjusted	.01
Municipal Expenditures	421.15		

EXPENDITURES		REVENUES-REALIZED		1988 PROPERTY TAX	
GENERAL GOVERNMENT				STATE EQUALIZED TAX RATE	
Governing Body & Public Boards		1988 Property Taxes Collected	4,385,982.39	Local District School Taxes	.37 2,100,294.00
Municipal Clerk		1988 Payments in Lieu of Taxes		Regional & Consolidated School Tax	
Financial Administration	14,790.00	Delinquent Tax & Lien Collections	154,053.63	School Taxes in Municipal Budget	
Assessment of Taxes	14,765.04	Business Personalty Replacement Taxes	73,631.20	County Taxes	.68 1,047,198.94
Collection of Taxes	17,142.04	Taxes from Public Utilities	568,964.00	County Library Taxes	.03 62,402.84
Planning, Housing & Development	21,068.04	Other Miscellaneous Tax Revenues		Local Municipal Purpose Taxes	.33 798,531.35
Human Resources	34,090.00	State Aid Revenues	37,673.33	Veteran & Senior Citizen Taxes	
Elections	1,821.18	Federal Aid Revenues		Total Taxes for Rate Computation	1.21 4,678,277.13
General Administration (other)	273,036.00	State and Local Fiscal Assistance Act Utilized		Special District Taxes	
JUDICIARY	51,154.09	Sale of Acquired Property		Bank Corp. Taxes	542.96
Municipal Courts		Other Miscellaneous Revenues	455,722.20	Added and Omitted Taxes	32,997.33
PUBLIC SAFETY		Total	5,676,027.30	Total Taxes Levied - ABSTRACT	4,647,967.42
Fire Protection	89,009.00	Prior Years Surplus Appropriated	400,000.00	Total Taxes Billed	4,649,482.72
Police Protection	477,940.00	REVENUES	6,076,027.30	1988 TAXES COLLECTED	4,395,982.39
Civil Defense & Disaster Control	750.00	Reserve For Uncollected Taxes	281,397.19	1988 Taxes Cancelled, Abated or Adjusted	250.00
Environmental Inspection & Control	27,236.00	CAPITAL OUTLAY	210,260.33	Transfer to Tax Title Liens or Foreclosed	5,378.97
Other Public Safety		Total		Balance Outstanding Dec. 31, 1988	257,370.36
PUBLIC WORKS	279,516.37	Public Enterprises		PRIOR YEARS TAXES OUTSTANDING	
Streets and Drainage		Recreation—Culture	126,256.75	Balance January 1, 1988	163,002.36
Sewers and Sewage Processing		Public Works	49,602.23	Collected in 1988	154,053.63
Gorbage and Trash Disposal		Buildings and Grounds	34,401.93	Cancelled, Abated or Adjusted 1988	3,722.67
Public Buildings and Grounds	25,671.81	Library and Education		Transfers to Tax Title Liens or Foreclosed	1,174.34
Other Public Works		Conservation		Balance December 31, 1988	9,051.72
HEALTH and WELFARE		All Other		TAX TITLE LIENS OUTSTANDING	
Health Services Except Environmental	500.00	CAPITAL DEBT AUTHORIZED, DECEMBER 31, 1988		Balance January 1, 1988	29,447.37
Welfare-Public Assistance	1,530.00	ISSUED AND UNISSUED		Transfer From Taxes	7,220.20
Hospitals, Clinics, First Aid		SCHOOL	370,000	Redeemed in 1988	
Animal, Insect, & Radent Control		Self-Liquidating	38,000	Cancelled, Abated or Adjusted (1988)	
Other Welfare Services		Other	492,612	Transfers to Foreclosed Property	
RECREATION and CONSERVATION		Total	900,612	Balance December 31, 1988	36,667.57
Beaches and Boardwalks		ISSUED AND OUTSTANDING		PROPERTY ACQUIRED BY DEED OR FORECLOSURE	
Parks, Playgrounds, Shade Trees	25,745.00	School	370,000.00	Balance January 1, 1988	2,105.00
Land Reclamation & Conservation	5,000.00	Self-Liquidating	38,000.00	Transfers From Taxes or Liens	
Other Recreational Services		Other	385,000.00	Sale for Cash (1988)	
EDUCATION (excluding schools)		Total	793,000.00	Cancelled, Abated or Adjusted (1988)	
Libraries		EQUALIZED VALUATION BASIS		Balance December 31, 1988	2,105.00
Other Educational Services		FOR NET DEBT COMPUTATION	204,398,622	CURRENT FINANCES DECEMBER 31, 1988	
STATUTORY EXPENDITURES		REAL PROPERTY VALUATIONS		ASSETS	
Pensions & F. I. C. A.	127,200.00	Code Class # of Parcels % VAL'N		Cash Dec. 31, 1988	1,967,790.29
Employee Fringe Benefits	64,250.00	1 Vacant Land 314 4.99	5,893,005.00	Taxes Receivable	265,422.53
Other Statutory Expenditures	1,100.00	2 Residential 1400 66.43	78,534,733.00	Tax Title Liens	36,667.57
CETA And Other Public Employment Programs		3 Farm 93 2.39	3,424,938.00	Foreclosed Property	2,105.00
MUNICIPAL FUNCTIONS		4a Commercial 77 13.62	16,102,595.00	Emergencies & Other Deferred Charges	30,541.86
CAPITAL IMPROVEMENTS	159,000.00	4b Industrial 11 7.20	3,514,175.00	State and Federal Aid Receivable	
DEBT SERVICE		4c Apartments 1 4.81	5,690,000.00	Other Receivables	50,351.72
Principal Payments	120,000.00	Total 1901	118,209,501.00	Total	2,354,379.02
Interest Payments	24,674.50	Land Area 6.90 Sq. Miles		LIABILITIES, RESERVES, AND SURPLUS	
DEFERRED CHARGES	47,207.77	Net Valuation Taxable-Municipal	118,981,587	Cash Liabilities	1,315,639.39
SCHOOL, COUNTY, SPECIAL DISTRICT TAXES	3,815,895.73	Net Valuation Taxable-County	215,646,287	Reserves for Receivables	356,046.37
RESERVE FOR UNCOLLECTED TAXES	281,397.19	State Equalized Valuation	242,015,966	Surplus Dec. 31, 1988	632,692.26
EXPENDITURES		State Equalization Ratio	49.00	Total	2,354,379.02
TOTAL	5,847,510.31				

0505

Population 1980 17,105
 Population 1988 20,495
 S & P Rating BBB+
 Moody Rating AAA

General Tax Rate Per \$100.

2.23
 State Equalized Tax Rate
 1.79

LOWER TWP. - CAPE MAY CO.

Form of Government:

Council-Manager Plan E (OMCL) 50

Number of Members on Governing Body - 5

PER CAPITA:

Gross Debt 341.70
 Net Debt 256.78
 Debt Service 39.46
 Total Tax Levy 832.84
 Municipal Expenditures 391.46

PER CENT:

Gross Debt .95
 Net Debt .71
 Tax Levy Collected 91.11
 Tax Levy Cancelled, Abated
 or Adjusted .11

EXPENDITURES		REVENUES-REALIZED		1988 PROPERTY TAX	
GENERAL GOVERNMENT				STATE EQUALIZED TAX RATE	
Governing Body & Public Boards	35,800.00	1988 Property Taxes Collected	15,512,810.08	Local District School Taxes	.46 3,989,458.74
Municipal Clerk	98,852.78	1988 Payments in Lieu of Taxes	7,344.55	Regional & Consolidated School Tax	.46 4,019,481.00
Financial Administration	136,712.16	Delinquent Tax & Lien Collections	1,078,831.96	School Taxes in Municipal Budget	
Assessment of Taxes	86,274.00	Business Personalty Replacement Taxes	149,040.44	County Taxes	.39 3,377,931.67
Collection of Taxes	102,501.34	Taxes from Public Utilities	928,119.00	County Library Taxes	.02 194,034.85
Planning, Housing & Development	92,552.79	Other Miscellaneous Tax Revenues		Local Municipal Purpose Taxes	.46 3,971,512.22
Human Resources	94,853.58	State Aid Revenues	272,641.46	Veteran & Senior Citizen Taxes	
Elections	7,707.49	Federal Aid Revenues		Total Taxes for Rate Computation	1.79 16,025,418.48
General Administration (other)	600,246.98	State and Local Fiscal Assistance Act Utilized	1,790.00	Special District Taxes	
JUDICIARY		Sale of Acquired Property		Bank Corp. Taxes	34,141.85
Municipal Courts	107,627.97	Other Miscellaneous Revenues	1,019,029.07	Added and Omitted Taxes	1,021,981.36
PUBLIC SAFETY		Total	18,969,606.56	Total Taxes Levied - ABSTRACT	17,069,009.69
Fire Protection	90,665.46	Prior Years Surplus Appropriated	486,208.51	Total Taxes Billed	17,027,140.49
Police Protection	1,453,634.40	REVENUES TOTAL	19,455,815.07	1988 TAXES COLLECTED	15,512,810.08
Civil Defense & Disaster Control	3,600.00	Reserve For Uncollected Taxes	1,163,205.22	1988 Taxes Cancelled, Abated or Adjusted	18,202.23
Environmental Inspection & Control	133,430.76	CAPITAL OUTLAY TOTAL	355,999.73	Transfer to Tax Title Liens or Foreclosed	130,074.33
Other Public Safety				Balance Outstanding Dec. 31, 1988	1,366,053.85
PUBLIC WORKS				PRIOR YEARS TAXES OUTSTANDING	
Streets and Drainage	190,936.64	Public Enterprises		Balance January 1, 1988	1,130,039.47
Sewers and Sewage Processing	429,646.23	Recreation—Culture	11,522.77	Collected in 1988	1,038,842.77
Garbage and Trash Disposal	420,413.00	Public Works	196,051.04	Cancelled, Abated or Adjusted 1988	
Public Buildings and Grounds	113,976.23	Buildings and Grounds	148,425.92	Transfers to Tax Title Liens or Foreclosed	88,740.89
Other Public Works	613,491.37	Library and Education		Balance December 31, 1988	2,455.81
HEALTH and WELFARE		Conservation		TAX TITLE LIENS OUTSTANDING	
Health Services Except Environmental	14,492.48	All Other		Balance January 1, 1988	47,842.64
Welfare-Public Assistance	22,605.00	CAPITAL DEBT AUTHORIZED, DECEMBER 31, 1988		Transfer From Taxes	234,875.36
Hospitals, Clinics, First Aid		ISSUED AND UNISSUED GROSS DEBT NET DEBT		Redeemed in 1988	39,989.19
Animal, Insect, & Rodent Control	14,400.00	School 1,740,506		Cancelled, Abated or Adjusted (1988)	
Other Welfare Services		Self-liquidating 5,262,625	5,262,625	Transfers to Foreclosed Property	
RECREATION and CONSERVATION		Other 7,003,131	5,262,625	Balance December 31, 1988	242,728.81
Beaches and Boardwalks		Total 7,003,131	5,262,625	PROPERTY ACQUIRED BY DEED OR FORECLOSURE	
Parks, Playgrounds, Shade Trees	134,334.00	ISSUED AND OUTSTANDING		Balance January 1, 1988	234,800.00
Land Reclamation & Conservation		School 1,740,506.53		Transfers From Taxes or Liens	
Other Recreational Services		Self-liquidating 5,259,000.00		Sale for Cash (1988)	
EDUCATION (excluding schools)		Other 6,999,506.53		Cancelled, Abated or Adjusted (1988)	
Libraries		Total 6,999,506.53		Balance December 31, 1988	234,800.00
Other Educational Services		EQUALIZED VALUATION BASIS		CURRENT FINANCES DECEMBER 31, 1988	
STATUTORY EXPENDITURES		FOR NET DEBT COMPUTATION	737,696,205	ASSETS	
Pensions & F. I. C. A.	532,933.79	REAL PROPERTY VALUATIONS		Cash Dec. 31, 1988	1,780,763.51
Employee Fringe Benefits	354,931.46	Code Class # of Parcels % VAL'N		Taxes Receivable	1,368,509.66
Other Statutory Expenditures	3,000.00	1 Vacant Land 2164 7.45	51,215,150.00	Tax Title Liens	242,728.81
CETA And Other Public Employment Programs		2 Residential 10643 79.19	544,504,400.00	Foreclosed Property	234,800.00
MUNICIPAL FUNCTIONS TOTAL	5,949,629.91	3 Farm 190 .73	4,988,200.00	Emergencies & Other Deferred Charges	197,112.77
CAPITAL IMPROVEMENTS * MEMO*		4a Commercial 386 11.15	76,635,800.00	State and Federal Aid Receivable	43,900.02
DEBT SERVICE		4b Industrial 9 .90	6,219,300.00	Other Receivables	30,596.64
Principal Payments	440,000.00	4c Apartments 2 .58	4,013,500.00	Total	3,898,411.41
Interest Payments	363,921.83	Total 13394	637,626,350.00	LIABILITIES, RESERVES, AND SURPLUS	
DEFERRED CHARGES	101,256.57	Land Area 29.81 Sq. Miles		Cash Liabilities	1,135,535.60
SCHOOL, COUNTY, SPECIAL DISTRICT TAXES	12,041,374.26	Net Valuation Taxable-Municipal	696,757,214	Reserves for Receivables	1,876,635.11
RESERVE FOR UNCOLLECTED TAXES	1,163,205.22	Net Valuation Taxable-County	777,145,335	Surplus Dec. 31, 1988	886,240.70
EXPENDITURES TOTAL	20,064,237.84	State Equalized Valuation	865,345,968	Total	3,898,411.41
		State Equalization Ratio	80.31		

1704
Population 1980 1,547
Population 1988 1,609
S & P Rating
Moody Rating

General Tax Rate Per \$100. 1.90
State Equalized Tax Rate .73

LOWER ALLOWAYS CREEK— SALEM CO.
Form of Government:
Township Committee
Number of Members on Governing Body — 3

PER CAPITA:
Gross Debt
Net Debt
Debt Service
Total Tax Levy 498.37
Municipal Expenditures 5,461.47

PER CENT.
Gross Debt
Net Debt
Tax Levy Collected 93.99
Tax Levy Cancelled, Abated or Adjusted .03

EXPENDITURES		REVENUES-REALIZED		1988 PROPERTY TAX	
GENERAL GOVERNMENT		STATE EQUALIZED TAX RATE		Local District School Taxes	
Governing Body & Public Boards		1988 Property Taxes Collected	756,938.53	Regional & Consolidated School Tax	
Municipal Clerk		1988 Payments in Lieu of Taxes		School Taxes in Municipal Budget	
Financial Administration	76,000.00	Delinquent Tax & Lien Collections	50,958.63	County Taxes	.78 800,026.92
Assessment of Taxes	94,150.00	Business Personalty Replacement Taxes	14,890.64	County Library Taxes	
Collection of Taxes	15,250.00	Taxes from Public Utilities	6,637,057.00	Local Municipal Purpose Taxes	
Planning, Housing & Development	101,700.00	Other Miscellaneous Tax Revenues		Veteran & Senior Citizen Taxes	17,300.00
Human Resources	5,924.91	State Aid Revenues	5,924.91	Total Taxes for Rate Computation	.78 817,925.92
Elections		Federal Aid Revenues		Special District Taxes	
General Administration (other)	2,968,408.53	State and Local Fiscal Assistance Act Utilized		Bank Corp. Taxes	
JUDICIARY		Sale of Acquired Property		Added and Omitted Taxes	1,253.69
Municipal Courts	51,300.00	Other Miscellaneous Revenues	3,593,733.76	Total Taxes Levied - ABSTRACT	801,380.61
PUBLIC SAFETY		Total	11,064,513.52	Total Taxes Billed	805,351.14
Fire Protection	51,000.00	Prior Years Surplus Appropriated	1,400,000.00	1988 TAXES COLLECTED	756,938.53
Police Protection	910,900.00	REVENUES	12,464,513.52	1988 Taxes Cancelled, Abated or Adjusted	669.63
Civil Defense & Disaster Control	19,500.00	Reserve For Uncollected Taxes	63,718.39	Transfer to Tax Title Liens or Foreclosed	
Environmental Inspection & Control	21,500.00			Balance Outstanding Dec. 31, 1988	47,742.93
Other Public Safety		CAPITAL OUTLAY	TOTAL	PRIOR YEARS TAXES OUTSTANDING	
PUBLIC WORKS				Balance January 1, 1988	50,958.85
Streets and Drainage	909,300.00	Public Enterprises		Collected in 1988	50,953.63
Sewers and Sewage Processing	169,400.00	Recreation—Culture		Cancelled, Abated or Adjusted 1988	.22
Garbage and Trash Disposal	131,900.00	Public Works	2,223.10	Transfers to Tax Title Liens or Foreclosed	
Public Buildings and Grounds	362,035.00	Buildings and Grounds	519.00	Balance December 31, 1988	
Other Public Works	85,632.00	Library and Education		TAX TITLE LIENS OUTSTANDING	
HEALTH and WELFARE		Conservation		Balance January 1, 1988	
Health Services Except Environmental	34,650.00	All Other		Transfer From Taxes	
Welfare-Public Assistance	10,400.00			Redeemed in 1988	
Hospitals, Clinics, First Aid	30,000.00	CAPITAL DEBT AUTHORIZED, DECEMBER 31, 1988		Cancelled, Abated or Adjusted (1988)	
Animal, Insect, & Rodent Control	147,400.00	ISSUED AND UNISSUED	GROSS DEBT	Transfers to Foreclosed Property	
Other Welfare Services		School		Balance December 31, 1988	
RECREATION and CONSERVATION		Self-Liquidating		PROPERTY ACQUIRED BY DEED OR	
Beaches and Boardwalks		Other		FORECLOSURE	
Parks, Playgrounds, Shade Trees	45,000.00	Total		Balance January 1, 1988	2,550.00
Land Reclamation & Conservation	100.00	ISSUED AND OUTSTANDING		Transfers From Taxes or Liens	
Other Recreational Services	393,900.00	School		Sale for Cash (1988)	
EDUCATION (excluding schools)		Self-Liquidating		Cancelled, Abated or Adjusted (1988)	
Libraries		Other		Balance December 31, 1988	2,550.00
Other Educational Services	1,424,431.14	Total		CURRENT FINANCES DECEMBER 31, 1988	
STATUTORY EXPENDITURES		EQUALIZED VALUATION BASIS		ASSETS	
Pensions & F. I. C. A.	326,200.00	FOR NET DEBT COMPUTATION	96,190,619	Cash Dec. 31, 1988	3,424,265.32
Employee Fringe Benefits	315,000.00	REAL PROPERTY VALUATIONS		Taxes Receivable	47,742.93
Other Statutory Expenditures	16,000.00	Code Class # of Parcels % VAL'N	ASSESSED VALUATION	Tax Title Liens	
CETA and Other Public Employment Programs		1 Vacant Land 225 1.80	748,000.00	Foreclosed Property	2,550.00
MUNICIPAL FUNCTIONS	TOTAL	2 Residential 373 18.73	7,301,850.00	Emergencies & Other Deferred Charges	50,035.73
CAPITAL IMPROVEMENTS	*MEMO*	3 Farm 580 18.73	7,784,540.00	State and Federal Aid Receivable	
DEBT SERVICE		4a Commercial 11 .73	302,500.00	Other Receivables	85,042.38
Principal Payments		4b Industrial 1 59.96	24,914,300.00	Total	3,609,636.41
Interest Payments		4c Apartments		LIABILITIES, RESERVES, AND SURPLUS	
DEFERRED CHARGES		Total 1190	41,551,190.00	Cash Liabilities	1,212,255.81
SCHOOL, COUNTY, SPECIAL DISTRICT TAXES	6,749.53	Land Area 47.70 Sq. Miles		Reserves for Receivables	135,335.31
RESERVE FOR UNCOLLECTED TAXES	800,626.92	Net Valuation Taxable-Municipal	42,267,665	Surplus Dec. 31, 1988	2,262,045.29
EXPENDITURES		Net Valuation Taxable-County	95,994,757	Total	3,609,636.41
TOTAL	9,588,126.92	State Equalized Valuation	102,110,301		
		State Equalization Ratio	40.98		

Population 1980 5,236

Population 1988 5,657

S & P Rating

Maddy Rating

General Tax Rate Per \$100.

2.65

State Equalized Tax Rate

2.00

Form of Government:

Township Committee

Number of Members on Governing Body - 3

PER CAPITA:

Gross Debt 298.32

Net Debt 183.40

Debt Service 14.29

Total Tax Levy 773.28

Municipal Expenditures 465.33

PER CENT:

Gross Debt 1.05

Net Debt .64

Tax Levy Collected 96.36

Tax Levy Cancelled, Abated

or Adjusted .04

EXPENDITURES		REVENUES-REALIZED		1988 PROPERTY TAX	
GENERAL GOVERNMENT		1988 Property Taxes Collected		STATE EQUALIZED TAX RATE	
Governing Body & Public Boards			4,207,380.00	Local District School Taxes	.67 1,293,148.00
Municipal Clerk		1988 Payments in Lieu of Taxes		Regional & Consolidated School Tax	.41 792,182.62
Financial Administration	45,736.00	Delinquent Tax & Lien Collections	129,516.00	School Taxes in Municipal Budget	
Assessment of Taxes	23,777.00	Business Personalty Replacement Taxes	90,982.00	County Taxes	.54 1,041,009.47
Collection of Taxes	20,690.00	Taxes from Public Utilities	377,442.00	County Library Taxes	.03 59,435.50
Planning, Housing & Development	37,730.00	Other Miscellaneous Tax Revenues		Local Municipal Purpose Taxes	.33 638,080.00
Human Resources	61,832.00	State Aid Revenues	63,991.00	Veteran & Senior Citizen Taxes	
Elections		Federal Aid Revenues		Total Taxes for Rate Computatoin	1.98 3,856,355.59
General Administration (other)	550,644.00	State and Local Fiscal Assistance Act Utilized		Special District Taxes	
JUDICIARY		Sale of Acquired Property		Bank Corp. Taxes	8,497.00
Municipal Courts	51,077.00	Other Miscellaneous Revenues	576,040.00	Added and Omitted Taxes	542,094.00
PUBLIC SAFETY		Total	5,945,351.00	Total Taxes Levied - A8STRACT	4,374,446.59
Fire Protection	85,047.00	Prior Years Surplus Appropriated	890,136.00	Total Taxes Billed	4,366,196.00
Police Protection	617,837.00	REVENUES TOTAL	6,835,487.00	1988 TAXES COLLECTED	4,207,380.00
Civil Defense & Disaster Control	4,530.00	Reserve For Uncollected Taxes	223,202.00	1988 Taxes Cancelled, Abated or Adjusted	1,871.00
Environmental Inspection & Control	67,370.00	CAPITAL OUTLAY TOTAL	33,134.00	Transfer to Tax Title Liens or Foreclosed	122.00
Other Public Safety				Balance Outstanding Dec. 31, 1988	156,823.00
PUBLIC WORKS				PRIOR YEARS TAXES OUTSTANDING	
Streets and Drainage	384,332.00	Public Enterprises		Balance January 1, 1988	175,086.00
Sewers and Sewage Processing		Recreation—Culture		Collected in 1988	129,516.00
Garbage and Trash Disposal		Public Works	70,695.00	Cancelled, Abated or Adjusted 1988	
Public Buildings and Grounds	81,830.00	Buildings and Grounds	12,439.00	Transfers to Tax Title Liens or Foreclosed	
Other Public Works	100,579.00	Library and Education		Balance December 31, 1988	45,570.00
HEALTH and WELFARE		Conservation		TAX TITLE LIENS OUTSTANDING	
Health Services Except Environmental	870.00	All Other		Balance January 1, 1988	936.00
Welfare-Public Assistance	8,275.00	CAPITAL DEBT AUTHORIZED, DECEMBER 31, 1988		Transfer From Taxes	74.00
Hospitals, Clinics, First Aid		ISSUED AND UNISSUED GROSS DEBT		Redeemed in 1988	
Animal, Insect, & Rodent Control		School	650,129	Cancelled, Abated or Adjusted (1988)	
Other Welfare Services		Self-liquidating		Transfers to Foreclosed Property	610.00
RECREATION and CONSERVATION		Other	1,037,494	Balance December 31, 1988	400.00
Beaches and Boardwalks		Total	1,687,623	PROPERTY ACQUIRED BY DEED OR	
Parks, Playgrounds, Shade Trees	20,235.00			FORECLOSURE	
Land Reclamation & Conservation		ISSUED AND OUTSTANDING		Balance January 1, 1988	5,942.00
Other Recreational Services	2,500.00	School	650,129.67	Transfers From Taxes or Liens	658.00
EDUCATION (excluding schools)		Self-liquidating		Sale for Cash (1988)	
Libraries		Other	243,200.00	Cancelled, Abated or Adjusted (1988)	
Other Educational Services		Total	893,329.67	Balance December 31, 1988	6,600.00
STATUTORY EXPENDITURES		EQUALIZED VALUATION BASIS		CURRENT FINANCES DECEMBER 31, 1988	
Pensions & F. I. C. A.	157,661.00	FOR NET DEBT COMPUTATION	161,362,737	ASSETS	
Employee Fringe Benefits		REAL PROPERTY VALUATIONS		Cash Dec. 31, 1988	2,329,064.00
Other Statutory Expenditures		Code Class # of Parcels % VAL'N	ASSESSED VALUATION	Taxes Receivable	202,393.00
CETA And Other Public Employment Programs		1 Vacant Land 554 4.20	6,014,200.00	Tax Title Liens	400.00
MUNICIPAL FUNCTIONS TOTAL	2,322,742.00	2 Residential 1147 50.01	71,646,600.00	Foreclosed Property	6,600.00
CAPITAL IMPROVEMENTS *MEMO*	4,900.00	3 Farm 212 6.86	9,818,100.00	Emergencies & Other Deferred Charges	6,400.00
DEBT SERVICE		4a Commercial 119 25.66	36,766,800.00	State and Federal Aid Receivable	
Principal Payments	68,075.00	4b Industrial 11 4.36	6,248,000.00	Other Receivables	27,326.00
Interest Payments	12,738.00	4c Apartments 6 8.91	12,767,200.00	Total	2,572,183.00
DEFERRED CHARGES	5,622.00	Total 2049	143,260,900.00	LIABILITIES, RESERVES, AND SURPLUS	
SCHOOL, COUNTY, SPECIAL DISTRICT TAXES	3,185,775.59	Land Area 13.34 Sq. Miles		Cash Liabilities	689,523.00
RESERVE FOR UNCOLLECTED TAXES	223,202.00	Net Valuation Taxable-Municipal	144,305,725	Reserves for Receivables	236,719.00
EXPENDITURES TOTAL	5,818,154.59	Net Valuation Taxable-County	177,628,098	Surplus Dec. 31, 1988	1,645,941.00
		State Equalized Valuation	191,247,826	Total	2,572,183.00
		State Equalization Ratio	75.32		

0232
Population 1980 20,326
Population 1988 19,657
S & P Rating
Moody Rating

General Tax Rate Per \$100.
2.72
State Equalized Tax Rate
1.17

LYNDHURST TOWNSHIP - BERGEN CO.
Form of Government:
Commission (1911)
Number of Members on Governing Body - 5

PER CAPITAL:
Gross Debt 299.71
Net Debt 271.12
Debt Service 36.40
Total Tax Levy 895.00
Municipal Expenditures 526.92
PER CENT:
Gross Debt .47
Net Debt .42
Tax Levy Collected 97.75
Tax Levy Cancelled, Abated or Adjusted .49

EXPENDITURES		REVENUES-REALIZED		1988 PROPERTY TAX	
GENERAL GOVERNMENT				STATE EQUALIZED TAX RATE	
Governing Body & Public Boards		1988 Property Taxes Collected	17,118,768.46	Local District School Taxes	.62 9,202,295.00
Municipal Clerk	95,959.29	1988 Payments in Lieu of Taxes		Regional & Consolidated School Tax	
Financial Administration	13,500.00	Delinquent Tax & Lien Collections	222,115.42	School Taxes in Municipal Budget	
Assessment of Taxes	85,600.00	Business Personalty Replacement Taxes	471,525.04	County Taxes	.23 3,458,301.42
Collection of Taxes	160,200.00	Taxes from Public Utilities	896,940.00	County Library Taxes	
Planning, Housing & Development	167,077.00	Other Miscellaneous Tax Revenues		Local Municipal Purpose Taxes	.32 4,755,205.00
Human Resources	112,705.91	State Aid Revenues	265,532.07	Veteran & Senior Citizen Taxes	257,000.00
Elections	6,640.71	Federal Aid Revenues		Total Taxes for Rate Computation	1.17 17,672,301.42
General Administration (other)	641,923.58	State and Local Fiscal Assistance Act Utilized		Special District Taxes	
JUDICIARY		Sale of Acquired Property		Bank Corp. Taxes	91,617.22
Municipal Courts	87,200.00	Other Miscellaneous Revenues	3,383,621.63	Added and Omitted Taxes	85,606.02
PUBLIC SAFETY		Total	22,358,502.67	Total Taxes Levied - ABSTRACT	17,593,024.66
Fire Protection	96,624.48	Prior Years Surplus Appropriated	750,000.00	Total Taxes Billed	17,513,509.70
Police Protection	2,462,225.56	REVENUES TOTAL	23,108,502.67	1988 TAXES COLLECTED	17,118,768.46
Civil Defense & Disaster Control	13,109.74	Reserve For Uncollected Taxes	540,937.32	1988 Taxes Cancelled, Abated or Adjusted	80,583.43
Environmental Inspection & Control	121,550.00			Transfer to Tax Title Liens or Foreclosed	47,926.40
Other Public Safety		CAPITAL OUTLAY TOTAL	2,403,459.39	Balance Outstanding Dec. 31, 1988	260,226.36
PUBLIC WORKS				PRIOR YEARS TAXES OUTSTANDING	
Streets and Drainage	493,831.64	Public Enterprises	66,365.96	Balance January 1, 1988	229,298.69
Sewers and Sewage Processing	586,404.09	Recreation—Culture	529,751.24	Collected in 1988	217,333.57
Garbage and Trash Disposal	1,706,000.00	Public Works	1,466,607.58	Cancelled, Abated or Adjusted 1988	2,320.95
Public Buildings and Grounds	19,000.00	Buildings and Grounds	340,734.61	Transfers to Tax Title Liens or Foreclosed	9,636.43
Other Public Works	167,677.44	Library and Education		Balance December 31, 1988	7.09
HEALTH and WELFARE		Conservation		TAX TITLE LIENS OUTSTANDING	
Health Services Except Environmental	179,211.43	All Other		Balance January 1, 1988	174,487.58
Welfare-Public Assistance	20,750.00	CAPITAL DEBT AUTHORIZED, DECEMBER 31, 1988		Transfer From Taxes	60,170.44
Hospitals, Clinics, First Aid		ISSUED AND UNISSUED GROSS DEBT NET DEBT		Redeemed in 1988	4,781.35
Animal, Insect, & Rodent Control	10,643.00	School 152,000		Cancelled, Abated or Adjusted (1988)	
Other Welfare Services		Self-liquidating 999,946	999,946	Transfers to Foreclosed Property	
RECREATION and CONSERVATION		Other 4,739,500	4,329,413	Balance December 31, 1988	229,376.17
Beaches and Boardwalks		Total 5,891,446	5,329,359	PROPERTY ACQUIRED BY DEED OR FORECLOSURE	
Parks, Playgrounds, Shade Trees	403,535.02	ISSUED AND OUTSTANDING		Balance January 1, 1988	7,550,210.00
Land Reclamation & Conservation	26,156.35	School 152,000.00		Transfers From Taxes or Liens	
Other Recreational Services	64,099.65	Self-Liquidating 317,000.00		Sale for Cash (1988)	3,210.00
EDUCATION (excluding schools)		Other 3,414,700.00		Cancelled, Abated or Adjusted (1988)	
Libraries	300,700.00	Total 3,833,700.00		Balance December 31, 1988	7,542,000.00
Other Educational Services		EQUALIZED VALUATION BASIS		CURRENT FINANCES DECEMBER 31, 1988	
STATUTORY EXPENDITURES		FOR NET DEBT COMPUTATION	1,257,021,665	ASSETS	
Pensions & F. I. C. A.	671,102.36	REAL PROPERTY VALUATIONS		Cash Dec. 31, 1988	1,486,050.27
Employee Fringe Benefits	360,000.00	Code Class # of Parcels % VAL'N ASSESSED VALUATION		Taxes Receivable	260,234.05
Other Statutory Expenditures		1 Vacant Land 210 2.94 18,774,900.00		Tax Title Liens	229,376.17
CETA And Other Public Employment Programs		2 Residential 4920 54.52 348,357,800.00		Foreclosed Property	7,542,000.00
MUNICIPAL FUNCTIONS TOTAL	9,078,532.25	3 Farm 58,461,500.00		Emergencies & Other Deferred Charges	103,334.99
CAPITAL IMPROVEMENTS *MEMO*	66,500.00	4a Commercial 313 9.15 199,547,500.00		State and Federal Aid Receivable	45,986.28
DEBT SERVICE		4b Industrial 104 31.23 13,793,300.00		Other Receivables	
Principal Payments	589,000.00	4c Apartments 49 2.16 638,935,000.00		Total	9,668,031.76
Interest Payments	126,475.86	Total 5596 Land Area 4.70 Sq. Miles		LIABILITIES, RESERVES, AND SURPLUS	
DEFERRED CHARGES	22,743.82	Net Valuation Taxable-Municipal 640,731,753		Cash Liabilities	728,042.44
SCHOOL, COUNTY, SPECIAL DISTRICT TAXES	12,660,596.42	Net Valuation Taxable-County 1,358,338,634		Reserves for Receivables	8,032,110.22
RESERVE FOR UNCOLLECTED TAXES	540,937.32	State Equalized Valuation 1,489,502,036		Surplus Dec. 31, 1988	907,379.10
EXPENDITURES TOTAL	23,018,235.67	State Equalization Ratio 42.95		Total	9,668,031.76

1417
 Population 1980 15,357
 Population 1988 15,353
 S & P Rating AA-
 Moody Rating AA
 General Tax Rate Per \$100. 2.30
 State Equalized Tax Rate 1.43

MADISON BOROUGH - MORRIS COUNTY
Form of Government:
Borough Council
Number of Members on Governing Body - 6

PER CAPITAL: Gross Debt 1,647.76
 Net Debt 1,507.13
 Debt Service 74.79
 Total Tax Levy 1,307.52
 Municipal Expenditures 756.53
 PER CENT: Gross Debt 2.28
 Net Debt 2.08
 Tax Levy Collected 98.95
 Tax Levy Cancelled, Abated or Adjusted

EXPENDITURES		REVENUES-REALIZED		1988 PROPERTY TAX	
GENERAL GOVERNMENT				STATE EQUALIZED TAX RATE	
Governing Body & Public Boords		1988 Property Taxes Collected	19,818,929.71	Local District School Taxes	10,200,923.00
Municipal Clerk		1988 Payments in Lieu of Taxes	36,914.15	Regional & Consolidated School Tax	
Financial Administration	88,841.84	Delinquent Tax & Lien Collections	155,442.35	School Taxes in Municipal Budget	
Assessment of Taxes	43,105.00	Business Personalty Replacement Taxes	169,544.00	County Taxes	3,168,740.19
Collection of Taxes	54,286.00	Taxes from Public Utilities	551,590.00	County Library Taxes	
Planning, Housing & Development	113,368.00	Other Miscellaneous Tax Revenues		Local Municipal Purpose Taxes	6,520,573.31
Human Resources	70,656.11	State Aid Revenues	541,199.50	Veteran & Senior Citizen Taxes	97,100.00
Elections	6,771.83	Federal Aid Revenues		Total Taxes for Rate Computation	19,987,336.50
General Administration (other)	734,117.17	State and Local Fiscal Assistance Act Utilized		Special District Taxes	
JUDICIARY		Sale of Acquired Property		Bank Corp. Taxes	44,728.01
Municipal Courts	39,730.00	Other Miscellaneous Revenues	3,324,825.07	Added and Omitted Taxes	139,385.63
PUBLIC SAFETY		Total	24,598,444.78	Total Taxes Levied - ABSTRACT	20,074,350.14
Fire Protection	525,651.00	Prior Years Surplus Appropriated	1,113,000.00	Total Taxes Billed	20,030,194.59
Police Protection	1,569,627.97	REVENUES TOTAL	25,711,444.78	1988 TAXES COLLECTED	19,818,929.71
Civil Defense & Disaster Control	1,920.00	Reserve For Uncollected Taxes	598,740.02	1988 Taxes Cancelled, Abated or Adjusted	420.62
Environmental Inspection & Control	116,239.00	CAPITAL OUTLAY TOTAL	2,533,616.04	Transfer to Tax Title Liens or Foreclosed	151.80
Other Public Safety				Balance Outstanding Dec. 31, 1988	210,692.46
PUBLIC WORKS				PRIOR YEARS TAXES OUTSTANDING	
Streets and Drainage	125,000.00	Public Enterprises	937,967.49	Balance January 1, 1988	155,749.06
Sewers and Sewage Processing	1,007,276.00	Recreation—Culture	4,540.00	Collected in 1988	155,442.35
Garbage and Trash Disposal	1,595,104.00	Public Works	1,379,439.76	Cancelled, Abated or Adjusted 1988	
Public Buildings and Grounds	215,924.00	Buildings and Grounds	249,071.79	Transfers to Tax Title Liens or Foreclosed	
Other Public Works	942,429.00	Library and Education	12,597.00	Balance December 31, 1988	306.71
HEALTH and WELFARE		Conservation		TAX TITLE LIENS OUTSTANDING	
Health Services Except Environmental	600,303.00	All Other		Balance January 1, 1988	437.48
Welfare-Public Assistance	20,035.00	CAPITAL DEBT AUTHORIZED, DECEMBER 31, 1988		Transfer From Taxes	151.80
Hospitals, Clinics, First Aid		ISSUED AND UNISSUED GROSS DEBT NET DEBT		Redeemed in 1988	
Animal, Insect, & Rodent Control	3,500.00	School	580,000	Cancelled, Abated or Adjusted (1988)	
Other Welfare Services		Self-liquidating	1,579,000	Transfers to Foreclosed Property	
RECREATION and CONSERVATION		Other	23,139,000	Balance December 31, 1988	589.28
Beaches and Boardwalks		Total	25,298,000	PROPERTY ACQUIRED BY DEED OR FORECLOSURE	
Parks, Playgrounds, Shade Trees	64,650.00	ISSUED AND OUTSTANDING		Balance January 1, 1988	34,450.00
Land Reclamation & Conservation	825.00	School	580,000.00	Transfers From Taxes or Liens	
Other Recreational Services	120,011.00	Self-Liquidating	792,000.00	Sale for Cash (1988)	
EDUCATION (excluding schools)		Other	6,549,000.00	Cancelled, Abated or Adjusted (1988)	
Libraries	536,894.00	Total	7,921,000.00	Balance December 31, 1988	34,450.00
Other Educational Services	8,662.00	EQUALIZED VALUATION BASIS FOR NET DEBT COMPUTATION	1,111,469,192	CURRENT FINANCES DECEMBER 31, 1988	
STATUTORY EXPENDITURES		REAL PROPERTY VALUATIONS		ASSETS	
Pensions & F. I. C. A.	621,253.00	Code Class # of Parcels % VAL'N		Cash Dec. 31, 1988	3,617,665.58
Employee Fringe Benefits	281,837.00	1 Vacant Land 137 2.84	23,591,300.00	Taxes Receivable	210,999.17
Other Statutory Expenditures		2 Residential 3988 76.79	637,445,900.00	Tax Title Liens	589.28
CETA And Other Public Employment Programs		3 Farm		Foreclosed Property	34,450.00
MUNICIPAL FUNCTIONS TOTAL	9,563,071.92	4a Commercial 217 17.01	141,199,950.00	Emergencies & Other Deferred Charges	
CAPITAL IMPROVEMENTS *MEMO*	257,319.00	4b Industrial 5 .23	1,375,300.00	State and Federal Aid Receivable	6,430.00
DEBT SERVICE		4c Apartments 34 3.14	26,042,700.00	Other Receivables	417,130.14
Principal Payments	620,000.00	Total 4381	830,155,150.00	Total	4,287,264.17
Interest Payments	523,262.75	Land Area 4.20 Sq. Miles		LIABILITIES, RESERVES, AND SURPLUS	
DEFERRED CHARGES	305,000.00	Net Valuation Taxable-Municipal	864,837,480	Cash Liabilities	2,027,916.03
SCHOOL, COUNTY, SPECIAL DISTRICT TAXES	13,369,663.19	Net Valuation Taxable-County	1,343,543,423	Reserves for Receivables	663,168.59
RESERVE FOR UNCOLLECTED TAXES	598,740.02	State Equalized Valuation	1,366,431,982	Surplus Dec. 31, 1988	1,596,179.55
EXPENDITURES TOTAL	24,984,737.88	State Equalization Ratio	62.34	Total	4,287,264.17

0423
Population 1980 4,881
Population 1988 4,900
S & P Rating
Moody Rating BAA1

General Tax Rate Per \$100. 5.87
State Equalized Tax Rate 2.85

MAGNOLIA BOROUGH - CAMDEN COUNTY
Form of Government:
Borough Council
Number of Members on Governing Body - 6

PER CAPITA:
Gross Debt 243.99
Net Debt 189.03
Debt Service 23.86
Total Tax Levy 644.27
Municipal Expenditures 316.55

PER CENT:
Gross Debt 1.21
Net Debt .94
Tax Levy Collected 94.72
Tax Levy Cancelled, Abated or Adjusted .81

EXPENDITURES		REVENUES-REALIZED		1988 PROPERTY TAX	
GENERAL GOVERNMENT				STATE EQUALIZED TAX RATE	
Governing Body & Public Boards	17,328.62	1988 Property Taxes Collected	2,936,426.41	Local District School Taxes	.31 895,523.00
Municipal Clerk	24,361.60	1988 Payments in Lieu of Taxes		Regional & Consolidated School Tax	.44 485,225.83
Financial Administration	45,858.24	Delinquent Tax & Lien Collections	211,127.29	School Taxes in Municipal Budget	
Assessment of Taxes		Business Personality Replacement Taxes	34,775.56	County Taxes	.94 1,033,697.00
Collection of Taxes	31,101.13	Taxes from Public Utilities	291,777.00	County Library Taxes	.02 27,264.00
Planning, Housing & Development	6,740.00	Other Miscellaneous Tax Revenues		Local Municipal Purpose Taxes	.63 695,000.00
Human Resources	33,294.74	State Aid Revenues	113,511.13	Veteran & Senior Citizen Taxes	
Elections	3,821.40	Federal Aid Revenues		Total Taxes for Rate Computation	2.34 3,208,864.83
General Administration (other)	89,830.00	State and Local Fiscal Assistance Act Utilized		Special District Taxes	
JUDICIARY		Sale of Acquired Property		Bank Corp. Taxes	5,390.35
Municipal Courts	26,340.98	Other Miscellaneous Revenues	236,105.51	Added and Omitted Taxes	13,317.53
PUBLIC SAFETY		Total	3,873,722.95	Total Taxes Levied - ABSTRACT	3,156,923.21
Fire Protection	67,232.96	Prior Years Surplus Appropriated	275,000.00	Total Taxes Billed	3,152,751.07
Police Protection	251,372.40	REVENUES TOTAL	4,148,722.95	1988 TAXES COLLECTED	2,930,425.41
Civil Defense & Disaster Control	1,900.00	Reserve For Uncollected Taxes	213,578.00	1988 Taxes Cancelled, Abated or Adjusted	25,588.33
Environmental Inspection & Control	9,406.00			Transfer to Tax Title Liens or Foreclosed	5,617.18
Other Public Safety		CAPITAL OUTLAY TOTAL	39,655.13	Balance Outstanding Dec. 31, 1988	134,118.65
PUBLIC WORKS				PRIOR YEARS TAXES OUTSTANDING	
Streets and Drainage	165,508.66	Public Enterprises		Balance January 1, 1988	160,601.32
Sewers and Sewage Processing	1,600.00	Recreation—Culture		Collected in 1988	153,982.54
Garbage and Trash Disposal	221,217.71	Public Works	70,944.43	Cancelled, Abated or Adjusted 1988	1,343.13
Public Buildings and Grounds	24,600.32	Buildings and Grounds	15,887.70	Transfers to Tax Title Liens or Foreclosed	
Other Public Works	13,333.82	Library and Education	2,823.00	Balance December 31, 1988	5,270.65
HEALTH and WELFARE		Conservation		TAX TITLE LIENS OUTSTANDING	
Health Services Except Environmental	4,555.00	All Other		Balance January 1, 1988	37,655.78
Welfare-Public Assistance	9,360.00			Transfer From Taxes	6,617.18
Hospitals, Clinics, First Aid		CAPITAL DEBT AUTHORIZED, DECEMBER 31, 1988		Redeemed in 1988	57,144.75
Animal, Insect, & Rodent Control		ISSUED AND UNISSUED		Cancelled, Abated or Adjusted (1988)	
Other Welfare Services		SCHOOL GROSS DEBT NET DEBT		Transfers to Foreclosed Property	
RECREATION and CONSERVATION		School 269,055		Balance December 31, 1988	37,128.21
Beaches and Boardwalks		Self-liquidating		PROPERTY ACQUIRED BY DEED OR	
Parks, Playgrounds, Shade Trees	6,137.30	Other 926,475	926,475	FORECLOSURE	
Land Reclamation & Conservation		Total 1,195,530	926,475	Balance January 1, 1988	20,800.00
Other Recreational Services	5,935.00	ISSUED AND OUTSTANDING		Transfers From Taxes or Liens	
EDUCATION (excluding schools)		School 269,055.64		Sale for Cash (1988)	
Libraries	1,876.70	Self-Liquidating		Cancelled, Abated or Adjusted (1988)	
Other Educational Services		Other 691,000.00		Balance December 31, 1988	20,300.00
Other Educational Services		Total 960,055.64		CURRENT FINANCES DECEMBER 31, 1988	
STATUTORY EXPENDITURES		EQUALIZED VALUATION BASIS		ASSETS	
Pensions & F. I. C. A.	65,793.88	FOR NET DEBT COMPUTATION	93,319,104	Cash Dec. 31, 1988	1,035,854.76
Employee Fringe Benefits	67,834.37	REAL PROPERTY VALUATIONS		Taxes Receivable	139,389.30
Other Statutory Expenditures	5,000.00	Code Class # of Parcels % VAL'N		Tax Title Liens	37,128.21
CETA And Other Public Employment Programs		1 Vacant Land 223 2.87	1,528,393.00	Foreclosed Property	20,800.00
MUNICIPAL FUNCTIONS TOTAL	1,207,040.83	2 Residential 1418 77.72	41,394,250.00	Emergencies & Other Deferred Charges	15.00
CAPITAL IMPROVEMENTS *MEMO*	12,611.00	3 Farm		State and Federal Aid Receivable	2,275.03
DEBT SERVICE		4a Commercial 81 9.80	5,221,000.00	Other Receivables	50,817.09
Principal Payments	92,200.00	4b Industrial 4 5.88	3,132,502.00	Total	1,286,279.39
Interest Payments	24,733.72	4c Apartments 4 3.73	1,985,100.00	LIABILITIES, RESERVES, AND SURPLUS	
		Total 1730	53,261,750.00	Cash Liabilities	413,303.71
DEFERRED CHARGES	14,023.44	Land Area .98 Sq. Miles		Reserves for Receivables	248,134.60
SCHOOL, COUNTY, SPECIAL DISTRICT TAXES	2,442,714.83	Net Valuation Taxable-Municipal	53,483,263	Surplus Dec. 31, 1988	624,341.08
RESERVE FOR UNCOLLECTED TAXES	213,578.00	Net Valuation Taxable-County	100,603,642	Total	1,286,279.39
EXPENDITURES TOTAL	3,994,290.82	State Equalized Valuation	110,107,525		
		State Equalization Ratio	48.47		

0233
 Population 1980 12,127
 Population 1988 15,273
 S & P Rating
 Moody Rating A1
 General Tax Rate Per \$100. 1.25
 State Equalized Tax Rate 1.06

MAHWAH TOWNSHIP - BERGEN COUNTY
Form of Government:
Mayor-Council Plan B (OMCL 50)
Number of Members on Governing Body - 5

PER CAPITA:
 Gross Debt 1,496.82
 Net Debt 781.64
 Debt Service 63.19
 Total Tax Levy 1,322.41
 Municipal Expenditures 635.86
 PER CENT:
 Gross Debt 1.52
 Net Debt .80
 Tax Levy Collected 97.38
 Tax Levy Cancelled, Abated or Adjusted .55

EXPENDITURES		REVENUES-REALIZED		1988 PROPERTY TAX	
GENERAL GOVERNMENT				STATE EQUALIZED TAX RATE	
Governing Body & Public Boards		1988 Property Taxes Collected	20,961,125.19	Local District School Taxes	.65 13,000,120.00
Municipal Clerk		1988 Payments in Lieu of Taxes		Regional & Consolidated School Tax	
Financial Administration	65,200.00	Delinquent Tax & Lien Collections	435,286.78	School Taxes in Municipal Budget	
Assessment of Taxes	101,550.00	Business Personalty Replacement Taxes	416,432.76	County Taxes	.18 3,602,197.11
Collection of Taxes	92,150.00	Taxes from Public Utilities	2,033,112.00	County Library Taxes	
Planning, Housing & Development	273,935.00	Other Miscellaneous Tax Revenues		Local Municipal Purpose Taxes	.22 4,489,969.00
Human Resources	94,014.70	State Aid Revenues	209,745.03	Veteran & Senior Citizen Taxes	90,250.00
Elections		Federal Aid Revenues		Total Taxes for Rate Computation	1.05 21,182,536.11
General Administration (other)	1,322,862.00	State and Local Fiscal Assistance Act Utilized	4,182.76	Special District Taxes	
JUDICIARY		Sale of Acquired Property		Bank Corp. Taxes	38,172.80
Municipal Courts	96,150.00	Other Miscellaneous Revenues		Added and Omitted Taxes	395,793.72
PUBLIC SAFETY		Total	26,061,339.79	Total Taxes Levied - ABSTRACT	21,526,252.63
Fire Protection	303,070.00	Prior Years Surplus Appropriated	1,750,000.00	Total Taxes Billed	21,524,683.92
Police Protection	2,274,275.30	REVENUES TOTAL	27,811,339.79	1988 TAXES COLLECTED	20,961,125.19
Civil Defense & Disaster Control	11,225.00	Reserve For Uncollected Taxes	644,699.30	1988 Taxes Cancelled, Abated or Adjusted	119,263.11
Environmental Inspection & Control	353,690.00			Transfer to Tax Title Liens or Foreclosed	1,529.64
Other Public Safety		CAPITAL OUTLAY TOTAL	5,874,827.43	Balance Outstanding Dec. 31, 1988	442,765.98
PUBLIC WORKS				PRIOR YEARS TAXES OUTSTANDING	
Streets and Drainage	869,427.00	Public Enterprises	1,444,681.54	Balance January 1, 1988	437,908.19
Sewers and Sewage Processing	1,104,907.00	Recreation—Culture		Collected in 1988	430,303.38
Garbage and Trash Disposal	262,566.00	Public Works	583,319.25	Cancelled, Abated or Adjusted 1988	4,013.00
Public Buildings and Grounds	117,200.00	Buildings and Grounds	3,846,826.64	Transfers to Tax Title Liens or Foreclosed	1,161.51
Other Public Works		Library and Education		Balance December 31, 1988	2,430.30
HEALTH and WELFARE		Conservation		TAX TITLE LIENS OUTSTANDING	
Health Services Except Environmental	176,752.00	All Other		Balance January 1, 1988	27,554.00
Welfare-Public Assistance	41,725.00			Transfer From Taxes	2,712.54
Hospitals, Clinics, First Aid		CAPITAL DEBT AUTHORIZED, DECEMBER 31, 1988		Redeemed in 1988	4,983.40
Animal, Insect, & Rodent Control		ISSUED AND UNISSUED GROSS DEBT NET DEBT		Cancelled, Abated or Adjusted (1988)	2,979.81
Other Welfare Services		School 9,232,680		Transfers to Foreclosed Property	
RECREATION and CONSERVATION		Self-Liquidating 7,311,000	4,902,000	Balance December 31, 1988	22,303.33
Beaches and Boardwalks		Other 7,821,600	7,821,600	PROPERTY ACQUIRED BY DEED OR FORECLOSURE	
Parks, Playgrounds, Shade Trees	96,275.00	Total 24,365,280	12,723,600	Balance January 1, 1988	170,500.00
Land Reclamation & Conservation	3,700.00			Transfers From Taxes or Liens	
Other Recreational Services	41,500.00	ISSUED AND OUTSTANDING		Sale for Cash (1988)	
EDUCATION (excluding schools)		School 9,232,680.00		Cancelled, Abated or Adjusted (1988)	
Libraries	330,000.00	Self-Liquidating 3,753,000.00		Balance December 31, 1988	170,500.00
Other Educational Services	5,435.00	Other 6,591,100.00		CURRENT FINANCES DECEMBER 31, 1988	
STATUTORY EXPENDITURES		Total 19,576,780.00		ASSETS	
Pensions & F. I. C. A.	586,327.00	EQUALIZED VALUATION BASIS		Cash Dec. 31, 1988	3,799,053.26
Employee Fringe Benefits		FOR NET DEBT COMPUTATION	1,599,425,630	Taxes Receivable	445,196.28
Other Statutory Expenditures		REAL PROPERTY VALUATIONS		Tax Title Liens	22,303.33
CETA And Other Public Employment Programs		Code Class # of Parcels % VAL'N ASSESSED VALUATION		Foreclosed Property	170,500.00
MUNICIPAL FUNCTIONS TOTAL	8,628,986.00	1 Vacant Land 1424 11.86 195,632,600.00		Emergencies & Other Deferred Charges	91,600.00
CAPITAL IMPROVEMENTS *MEMO*	250,000.00	2 Residential 4846 60.64 1,000,532,500.00		State and Federal Aid Receivable	
DEBT SERVICE		3 Farm 44 .33 5,312,300.00		Other Receivables	55,021.49
Principal Payments	786,330.00	4a Commercial 126 13.47 222,163,900.00		Total	4,583,654.36
Interest Payments	242,303.03	4b Industrial 68 12.27 202,394,900.00		LIABILITIES, RESERVES, AND SURPLUS	
		4c Apartments 7 1.44 23,783,400.00		Cash Liabilities	1,397,247.55
		Total 6515 1,649,819,600.00		Reserves for Receivables	693,021.10
DEFERRED CHARGES	43,200.00	Land Area 25.70 Sq. Miles		Surplus Dec. 31, 1988	2,493,385.71
SCHOOL, COUNTY, SPECIAL DISTRICT TAXES	16,602,317.11	Net Valuation Taxable-Municipal	1,676,896,048	Total	4,583,654.36
RESERVE FOR UNCOLLECTED TAXES	644,699.30	Net Valuation Taxable-County	1,790,212,043		
EXPENDITURES TOTAL	26,952,835.49	State Equalized Valuation	1,996,069,884		
		State Equalization Ratio	83.79		

1326

Population 1980 18,914
 Population 1988 28,466
 S & P Rating
 Moody Rating A1

General Tax Rate Per \$100. 3.19
 State Equalized Tax Rate 1.59

MANALAPAN TOWNSHIP - MONMOUTH CO.

Form of Government:

Township Committee

Number of Members on Governing Body - 5

PER CAPITA:

Gross Debt 867.59
 Net Debt 442.13
 Debt Service 61.17
 Total Tax Levy 940.39
 Municipal Expenditures 352.49

PER CENT:

Gross Debt 1.97
 Net Debt 1.01
 Tax Levy Collected 97.81
 Tax Levy Cancelled, Abated or Adjusted 1.2

EXPENDITURES		REVENUES-REALIZED		1988 PROPERTY TAX	
GENERAL GOVERNMENT				STATE EQUALIZED TAX RATE	
Governing Body & Public Boords	176,670.00	1988 Property Taxes Collected	26,153,065.93	Local District School Taxes .69	10,991,301.55
Municipal Clerk	76,100.00	1988 Payments in Lieu of Taxes		Regional & Consolidated School Tax .32	5,080,943.04
Financial Administration	133,800.00	Delinquent Tax & Lien Collections	611,761.19	School Taxes in Municipal Budget	
Assessment of Taxes	450,000.00	Business Personalty Replocement Taxes	110,137.20	County Taxes .35	5,581,690.26
Collection of Taxes	145,250.00	Taxes from Public Utilities	1,921,592.00	County Library Taxes .01	212,090.91
Planning, Haising & Development	223,900.00	Other Miscellaneous Tax Revenues		Local Municipal Purpose Taxes .22	3,594,613.95
Humon Resources	57,446.00	State Aid Revenues	194,691.54	Veteran & Senior Citizen Taxes	164,000.00
Electians	3,400.00	Federal Aid Revenues		Total Taxes far Rate Computation 1.59	25,625,139.71
General Administration (other)	1,045,100.00	State and Local Fiscoal Assistance Act Utilized		Special District Taxes	546,494.00
JUDICIARY		Sole of Acquired Property		Bank Corp. Taxes	34,799.34
Municipal Courts	96,550.00	Other Miscellaneous Revenues	2,173,947.00	Added and Omitted Taxes	726,686.10
PUBLIC SAFETY		Total	31,165,195.16	Total Taxes Levied - ABSTRACT	26,769,119.15
Fire Protection	97,535.00	Prior Years Surplus Appropriated	1,750,000.00	Total Taxes Billed	26,739,189.06
Police Protection	422,110.00	REVENUES TOTAL	32,915,195.16	1988 TAXES COLLECTED	26,153,065.93
Civil Defense & Disoster Central		Reserve For Uncollected Taxes	776,529.87	1988 Taxes Cancelled, Aboted or Adjusted	32,909.27
Environmental Inspection & Control	366,000.00	CAPITAL OUTLAY TOTAL	1,653,924.73	Transfer to Tax Title Liens or Foreclosed	20,362.45
Other Public Safety				Balance Outstanding Dec. 31, 1988	532,351.41
PUBLIC WORKS				PRIOR YEARS TAXES OUTSTANDING	
Streets and Drainage	769,550.00	Public Enterprises	20,350.00	Balance January 1, 1988	654,527.03
Sewers and Sewage Processing		Recreation—Culture		Collected in 1988	602,277.60
Garbage and Trosh Disposal	174,000.00	Public Works	1,269,523.19	Cancelled, Aboted or Adjusted 1988	7,335.57
Public Buildings and Grounds	156,200.00	Buildings and Grounds	369,051.59	Transfers to Tax Title Liens or Foreclosed	915.64
Other Public Works		Library and Education		Balance December 31, 1988	43,498.32
HEALTH and WELFARE		Conservation		TAX TITLE LIENS OUTSTANDING	
Health Services Except Environmental	1,687,749.60	All Other		Balance January 1, 1988	44,061.44
Welfare-Public Assistance	13,500.00	CAPITAL DEBT AUTHORIZED, DECEMBER 31, 1988		Transfer From Taxes	21,373.59
Hospitals, Clinics, First Aid	15,000.00	ISSUED AND UNISSUED		Redeemed in 1988	9,493.59
Animal, Insect, & Rodent Central	33,550.00	Schaal	11,223,689	Cancelled, Aboted or Adjusted (1988)	
Other Welfare Services		Self-liquidoting	190,000	Transfers to Foreclosed Property	
RECREATION and CONSERVATION		Other	13,233,050	Balance December 31, 1988	55,956.44
Beaches and Baordwalks		Total	24,696,739	PROPERTY ACQUIRED BY DEED OR FORECLOSURE	
Parks, Playgrounds, Shade Trees	113,570.00	ISSUED AND OUTSTANDING		Balance January 1, 1988	239,300.00
Land Reclomation & Conservation	153,320.00	Schaal	11,223,689.99	Transfers From Taxes or Liens	
Other Recreotianal Services	235,559.00	Self-Liquidoting		Sole far Cash (1988)	
EDUCATION (excluding schaals)		Other	12,723,000.00	Cancelled, Aboted or Adjusted (1988)	
Libraries		Total	23,951,689.99	Balance December 31, 1988	239,300.00
Other Educational Services	3,250.00	EQUALIZED VALUATION BASIS		CURRENT FINANCES DECEMBER 31, 1988	
STATUTORY EXPENDITURES		FOR NET DEBT COMPUTATION	1,251,527,559	ASSETS	
Pensions & F. I. C. A.	534,000.00	REAL PROPERTY VALUATIONS		Cash Dec. 31, 1988	5,552,348.72
Employee Fringe Benefits	305,000.00	Code		Taxes Receivable	576,350.23
Other Statutory Expenditures		Cross		Tox Title Liens	55,956.44
CETA And Other Public Employment Programs		# of Parcels		Fareclosed Property	239,800.00
MUNICIPAL FUNCTIONS TOTAL	7,513,159.60	% VAL'N		Emergencies & Other Deferred Charges	453,000.00
CAPITAL IMPROVEMENTS *MEMO*	90,000.00	1 Vacant Land	1277 4.67	State and Federal Aid Receivable	12,442.60
DEBT SERVICE		2 Residential	7790 35.03	Other Receivables	10,752.59
Principal Payments	805,250.00	3 Farm	456 1.97	Total	6,900,650.58
Interest Payments	936,033.55	4a Commercial	203 7.77	LIABILITIES, RESERVES, AND SURPLUS	
		4b Industrial	3 .56	Cash Liabilities	3,670,175.93
		4c Apartments		Reserves for Receivables	832,359.26
		Total	9739	Surplus Dec. 31, 1988	2,347,615.39
DEFERRED CHARGES	3,000.00	Land Area	30.35 Sq. Miles	Total	6,900,650.58
SCHOOL, COUNTY, SPECIAL DISTRICT TAXES	22,413,019.76	Net Valuatian Taxoble-Municipal	797,762,090		
RESERVE FOR UNCOLLECTED TAXES	776,529.87	Net Valuatian Taxoble-County	1,335,155,452		
EXPENDITURES TOTAL	32,446,992.73	State Equalized Voluation	1,594,651,364		
		State Equalization Ratio	49.92		

1327

Population 1980 5,354
 Population 1988 5,316
 S & P Rating
 Moody Rating

General Tax Rate Per \$100.

2.67

State Equalized Tax Rate

1.28

MANASQUAN BOROUGH - MONMOUTH CO.

Form of Government:

Borough Council

Number of Members on Governing Body - 6

PER CAPITA:

Gross Debt 706.13
 Net Debt 509.18
 Debt Service 3.88
 Total Tax Levy 1,327.11
 Municipal Expenditures 588.13

PER CENT:

Gross Debt .84
 Net Debt .61
 Tax Levy Collected 97.91
 Tax Levy Cancelled, Abated or Adjusted .02

EXPENDITURES		REVENUES-REALIZED		1988 PROPERTY TAX	
GENERAL GOVERNMENT		1988 Property Taxes Collected		STATE EQUALIZED TAX RATE	
Governing Body & Public Boards		1988 Payments in Lieu of Taxes	6,876,253.90	Local District School Taxes .59	3,230,001.00
Municipal Clerk		Delinquent Tax & Lien Collections	110,293.37	Regional & Consolidated School Tax	
Financial Administration	25,274.51	Business Personalty Replacement Taxes	44,153.60	School Taxes in Municipal Budget	
Assessment of Taxes	44,438.00	Taxes from Public Utilities	329,701.00	County Taxes .36 *	1,975,959.12
Collection of Taxes	43,022.00	Other Miscellaneous Tax Revenues		County Library Taxes .01	73,697.25
Planning, Housing & Development	77,090.00	State Aid Revenues	37,086.65	Local Municipal Purpose Taxes .31	1,679,185.36
Human Resources	49,236.73	Federal Aid Revenues		Veteran & Senior Citizen Taxes	68,800.00
Elections	1,115.95	State and Local Fiscal Assistance Act Utilized	17.29	Total Taxes for Rate Computation	7,027,642.73
General Administration (other)	195,796.76	Sale of Acquired Property		Special District Taxes	
JUDICIARY		Other Miscellaneous Revenues	669,171.01	Bank Corp. Taxes	33,888.48
Municipal Courts	53,100.14	Prior Years Surplus Appropriated	250,000.00	Added and Omitted Taxes	62,193.28
PUBLIC SAFETY		REVENUES TOTAL	8,116,676.32	Total Taxes Levied - ABSTRACT	7,054,924.49
Fire Protection	55,570.40	Reserve For Uncollected Taxes	202,204.24	Total Taxes Billed	7,023,353.98
Police Protection	837,904.85	CAPITAL OUTLAY TOTAL	355,273.47	1988 TAXES COLLECTED	6,876,253.90
Civil Defense & Disaster Control	8,430.00	Public Enterprises	126,672.14	1988 Taxes Cancelled, Abated or Adjusted	1,292.78
Environmental Inspection & Control	55,509.00	Recreation—Culture		Transfer to Tax Title Liens or Foreclosed	1,869.70
Other Public Safety		Public Works	216,321.07	Balance Outstanding Dec. 31, 1988	143,937.60
PUBLIC WORKS		Buildings and Grounds	11,780.26	PRIOR YEARS TAXES OUTSTANDING	
Streets and Drainage	200,209.00	Library and Education		Balance January 1, 1988	113,063.30
Sewers and Sewage Processing	28,592.00	Conservation		Collected in 1988	110,293.37
Garbage and Trash Disposal	608,055.00	All Other		Cancelled, Abated or Adjusted 1988	1,787.71
Public Buildings and Grounds	58,035.00	CAPITAL DEBT AUTHORIZED, DECEMBER 31, 1988		Transfers to Tax Title Liens or Foreclosed	455.45
Other Public Works		ISSUED AND UNISSUED		Balance December 31, 1988	526.77
HEALTH and WELFARE		SCHOOL	1,047,000	TAX TITLE LIENS OUTSTANDING	
Health Services Except Environmental	4,600.00	Self-liquidating	1,343,340	Balance January 1, 1988	
Welfare-Public Assistance	14,559.00	Other	863,461	Transfer From Taxes	2,382.48
Hospitals, Clinics, First Aid		Total	3,753,802	Redeemed in 1988	
Animal, Insect, & Rodent Control	2,000.00	EQUALIZED VALUATION BASIS		Cancelled, Abated or Adjusted (1988)	
Other Welfare Services		FOR NET DEBT COMPUTATION		Transfers to Foreclosed Property	
RECREATION and CONSERVATION		REAL PROPERTY VALUATIONS		Balance December 31, 1988	2,382.48
Beaches and Boardwalks		Code Class # of Parcels % VAL'N		PROPERTY ACQUIRED BY DEED OR	
Parks, Playgrounds, Shade Trees	23,775.00	1 Vacant Land 279 5.05		FORECLOSURE	
Land Reclamation & Conservation	110,342.00	2 Residential 2599 80.64		Balance January 1, 1988	48,440.00
Other Recreational Services	3,867.50	3 Farm		Transfers From Taxes or Liens	
EDUCATION (excluding schools)		4a Commercial 200 13.17		Sale for Cash (1988)	
Libraries	34,000.00	4b Industrial 9 .62		Cancelled, Abated or Adjusted (1988)	
Other Educational Services		4c Apartments 4 .53		Balance December 31, 1988	48,440.00
STATUTORY EXPENDITURES		Total 3091		CURRENT FINANCES DECEMBER 31, 1988	
Pensions & F. I. C. A.	191,108.92	Land Area 1.40 Sq. Miles		ASSETS	
Employee Fringe Benefits	33,230.00	Net Valuation Taxable-Municipal	260,619,952	Cash Dec. 31, 1988	1,576,099.70
Other Statutory Expenditures		Net Valuation Taxable-County	464,021,704	Taxes Receivable	144,464.37
CETA And Other Public Employment Programs		State Equalized Valuation	544,139,753	Tax Title Liens	2,382.48
MUNICIPAL FUNCTIONS TOTAL	2,814,331.76	State Equalization Ratio	47.34	Foreclosed Property	48,440.00
CAPITAL IMPROVEMENTS *MEMO*	1,010,438.80			Emergencies & Other Deferred Charges	135,000.00
DEBT SERVICE				State and Federal Aid Receivable	
Principal Payments	20,000.00			Other Receivables	656,260.22
Interest Payments	650.00			Total	2,562,646.77
DEFERRED CHARGES	89,279.96			LIABILITIES, RESERVES, AND SURPLUS	
SCHOOL, COUNTY, SPECIAL DISTRICT TAXES	5,279,657.37			Cash Liabilities	1,477,629.24
RESERVE FOR UNCOLLECTED TAXES	202,204.24			Reserves for Receivables	851,547.07
EXPENDITURES TOTAL	8,406,173.33			Surplus Dec. 31, 1988	233,470.46
				Total	2,562,646.77

1518

Population 1980 27,987
 Population 1988 35,004
 S & P Rating
 Moody Rating AAA

General Tax Rate Per \$100. 1.31
 State Equalized Tax Rate 1.49

MANCHESTER TOWNSHIP — OCEAN CO.

Form of Government:

Township Committee

Number of Members on Governing Body — 5

PER CAPITA:

Gross Debt 665.31
 Net Debt 449.15
 Debt Service 58.67
 Total Tax Levy 702.05
 Municipal Expenditures 362.32

PER CENT:

Gross Debt 1.31
 Net Debt 1.22
 Tax Levy Collected 97.69
 Tax Levy Cancelled, Abated or Adjusted .74

EXPENDITURES		REVENUES-REALIZED		1988 PROPERTY TAX	
GENERAL GOVERNMENT				STATE EQUALIZED TAX RATE →	
Governing Body & Public Boards		1988 Property Taxes Collected	23,941,024.80	Local District School Taxes .68	10,920,925.77
Municipal Clerk		1988 Payments in Lieu of Taxes		Regional & Consolidated School Tax	
Financial Administration	275,849.00	Delinquent Tax & Lien Collections	440,737.25	School Taxes in Municipal Budget	
Assessment of Taxes	244,636.00	Business Personalty Replacement Taxes	39,040.47	County Taxes .38 *	6,029,443.50
Collection of Taxes	164,035.00	Taxes from Public Utilities	1,535,461.59	County Library Taxes .32	392,401.72
Planning, Housing & Development	233,734.00	Other Miscellaneous Tax Revenues		Local Municipal Purpose Taxes .41	6,559,620.99
Human Resources	113,611.14	State Aid Revenues	564,035.83	Veteron & Senior Citizen Taxes	594,950.00
Elections		Federal Aid Revenues		Total Taxes for Rate Computation 1.49	24,497,341.98
General Administration (other)	1,830,292.11	State and Local Fiscal Assistance Act Utilized	241.95	Special District Taxes	
JUDICIARY		Sole of Acquired Property		Bank Corp Taxes	73,123.24
Municipal Courts	198,316.65	Other Miscellaneous Revenues	2,922,708.09	Added and Omitted Taxes	594,139.50
PUBLIC SAFETY		Total	29,493,360.05	Total Taxes Levied - ABSTRACT	24,574,704.72
Fire Protection	177,723.86	Prior Years Surplus Appropriated	970,000.00	Total Taxes Billed	24,506,331.91
Police Protection	3,133,392.93	REVENUES TOTAL	30,463,360.05	1988 TAXES COLLECTED	23,941,084.80
Civil Defense & Disaster Control	4,337.00	Reserve For Uncollected Taxes	422,192.42	1988 Taxes Cancelled, Abated or Adjusted	180,197.42
Environmental Inspection & Control	229,368.00	CAPITAL OUTLAY TOTAL	3,263,325.93	Transfer to Tax Title Liens or Foreclosed	4,290.55
Other Public Safety				Balance Outstanding Dec. 31, 1988	330,759.14
PUBLIC WORKS				PRIOR YEARS TAXES OUTSTANDING	
Streets and Drainage	916,022.66	Public Enterprises		Balance January 1, 1988	387,031.30
Sewers and Sewage Processing		Recreation—Culture		Collected in 1988	386,110.42
Garbage and Trash Disposal	63,607.00	Public Works	1,335,039.45	Cancelled, Abated or Adjusted 1988	
Public Buildings and Grounds	231,361.00	Buildings and Grounds	1,928,567.09	Transfers to Tax Title Liens or Foreclosed	
Other Public Works	149,738.31	Library and Education	4,718.39	Balance December 31, 1988	921.33
HEALTH and WELFARE		Conservation		TAX TITLE LIENS OUTSTANDING	
Health Services Except Environmental	98,050.00	All Other		Balance January 1, 1988	59,351.99
Welfare-Public Assistance	57,500.00	CAPITAL DEBT AUTHORIZED, DECEMBER 31, 1988		Transfer From Taxes	3,798.70
Hospitals, Clinics, First Aid	26,000.00	ISSUED AND UNISSUED GROSS DEBT NET DEBT		Redeemed in 1988	54,676.84
Animal, Insect, & Rodent Control	22,713.00	School 7,534,000		Cancelled, Abated or Adjusted (1988)	
Other Welfare Services		Self-liquidating		Transfers to Foreclosed Property	
RECREATION and CONSERVATION		Other 15,722,000	15,722,000	Balance December 31, 1988	3,973.85
Beaches and Boardwalks		Total 23,306,000	15,722,000	PROPERTY ACQUIRED BY DEED OR FORECLOSURE	
Parks, Playgrounds, Shade Trees	45,279.84	ISSUED AND OUTSTANDING		Balance January 1, 1988	103,347.70
Land Reclamation & Conservation	1,500.00	School 7,534,000.00		Transfers From Taxes or Liens	491.85
Other Recreational Services		Self-Liquidating		Sole for Cosh (1988)	
EDUCATION (excluding schools)		Other 15,722,000.00	15,722,000.00	Cancelled, Abated or Adjusted (1988)	
Libraries		Total 23,306,000.00	23,306,000.00	Balance December 31, 1988	103,339.55
Other Educational Services	10,500.00	EQUALIZED VALUATION BASIS		CURRENT FINANCES DECEMBER 31, 1988	
STATUTORY EXPENDITURES		FOR NET DEBT COMPUTATION	1,290,647,022	ASSETS	
Pensions & F. I. C. A.	863,735.63	REAL PROPERTY VALUATIONS		Cash Dec. 31, 1988	2,314,785.44
Employee Fringe Benefits	617,019.80	Code Class # of Parcels % VAL'N		Taxes Receivable	331,680.52
Other Statutory Expenditures		1 Vacant Land 7337 5.61	73,452,600.00	Tax Title Liens	8,973.35
CETA And Other Public Employment Programs		2 Residential 10526 64.67	846,996,900.00	Foreclosed Property	103,839.55
MUNICIPAL FUNCTIONS TOTAL	9,783,372.93	3 Farm 42 .07	924,800.00	Emergencies & Other Deferred Charges	185,844.08
CAPITAL IMPROVEMENTS *MEMO*	75,000.00	4a Commercial 146 4.17	54,537,100.00	State and Federal Aid Receivable	410,243.02
DEBT SERVICE		4b Industrial 9 1.23	15,056,900.00	Other Receivables	382,556.84
Principal Payments	805,145.00	4c Apartments 23 24.25	317,619,400.00	Total	4,292,923.30
Interest Payments	1,243,371.28	Total 18083	1,309,637,700.00	LIABILITIES, RESERVES, AND SURPLUS	
DEFERRED CHARGES	418,403.81	Land Area 82.50 Sq. Miles		Cash Liabilities	1,800,943.88
SCHOOL, COUNTY, SPECIAL DISTRICT TAXES	17,342,770.99	Net Valuation Taxable-Municipal	1,319,654,503	Reserves for Receivables	382,050.76
RESERVE FOR UNCOLLECTED TAXES	422,192.42	Net Valuation Taxable-County	1,409,945,870	Surplus Dec. 31, 1988	1,609,928.66
EXPENDITURES TOTAL	30,025,256.43	State Equalized Valuation	1,600,734,281	Total	4,292,923.30
		State Equalization Ratio	82.33		

1705

Population 1980 1,740
 Population 1988 1,743
 S & P Rating
 Moody Rating

General Tax Rate Per \$100.

2.62

State Equalized Tax Rate

2.09

MANNINGTON TOWNSHIP -- SALEM CO.**Form of Government:****Township Committee****Number of Members on Governing Body -- 3****PER CAPITA:**

Gross Debt 118.03

Net Debt 118.03

Debt Service 34.07

Total Tax Levy 849.29

Municipal Expenditures 395.36

PER CENT:

Gross Debt .32

Net Debt .32

Tax Levy Collected 93.02

Tax Levy Cancelled, Abated

or Adjusted .14

EXPENDITURES		REVENUES-REALIZED		1988 PROPERTY TAX	
GENERAL GOVERNMENT				STATE EQUALIZED TAX RATE →	
Governing Body & Public Boards		1988 Property Taxes Collected	1,382,823.00	Local District School Taxes	1.27 887,759.15
Municipal Clerk		1988 Payments in Lieu of Taxes		Regional & Consolidated School Tax	
Financial Administration	16,429.00	Delinquent Tax & Lien Collections	110,092.00	School Taxes in Municipal Budget	
Assessment of Taxes	3,715.00	Business Personalty Replacement Taxes	94,583.00	County Taxes	.81 566,589.79
Collection of Taxes	15,915.00	Taxes from Public Utilities	202,731.00	County Library Taxes	
Planning, Housing & Development	7,826.00	Other Miscellaneous Tax Revenues		Local Municipal Purpose Taxes	
Human Resources		State Aid Revenues	13,735.00	Veteran & Senior Citizen Taxes	22,050.00
Elections		Federal Aid Revenues		Total Taxes for Rate Computation	2.08 1,476,398.94
General Administration (other)	103,292.00	State and Local Fiscal Assistance Act Utilized	2,470.00	Special District Taxes	
JUDICIARY		Sale of Acquired Property	31,625.00	Bank Corp. Taxes	818.00
Municipal Courts	14,340.00	Other Miscellaneous Revenues	197,325.00	Added and Omitted Taxes	29,386.00
PUBLIC SAFETY		Total	2,035,384.00	Total Taxes Levied - ABSTRACT	1,484,552.94
Fire Protection	15,556.00	Prior Years Surplus Appropriated	195,000.00	Total Taxes Billed	1,486,636.00
Police Protection	300.00	REVENUES	TOTAL 2,230,384.00	1988 TAXES COLLECTED	1,382,823.00
Civil Defense & Disaster Control	4,000.00	Reserve For Uncollected Taxes	115,682.00	1988 Taxes Cancelled, Abated or Adjusted	2,108.00
Environmental Inspection & Control	12,440.00	CAPITAL OUTLAY	TOTAL 87,696.00	Transfer to Tax Title Liens or Foreclosed	9,735.00
Other Public Safety		Public Enterprises		Balance Outstanding Dec. 31, 1988	91,970.00
PUBLIC WORKS		Recreation—Culture		PRIOR YEARS TAXES OUTSTANDING	
Streets and Drainage	133,419.00	Public Works		Balance January 1, 1988	99,384.00
Sewers and Sewage Processing		Buildings and Grounds	87,696.00	Collected in 1988	95,083.00
Garbage and Trash Disposal	73,000.00	Library and Education		Cancelled, Abated or Adjusted 1988	
Public Buildings and Grounds	72,609.00	Conservation		Transfers to Tax Title Liens or Foreclosed	4,301.00
Other Public Works		All Other		Balance December 31, 1988	
HEALTH and WELFARE		CAPITAL DEBT AUTHORIZED, DECEMBER 31, 1988		TAX TITLE LIENS OUTSTANDING	
Health Services Except Environmental	2,020.00	ISSUED AND UNISSUED	GROSS DEBT	Balance January 1, 1988	26,073.00
Welfare-Public Assistance	1,705.00	School		Transfer From Taxes	14,512.00
Hospitals, Clinics, First Aid	1,000.00	Self-liquidating		Redeemed in 1988	15,008.00
Animal, Insect, & Rodent Control	4,800.00	Other	206,314	Cancelled, Abated or Adjusted (1988)	
Other Welfare Services		Total	206,314	Transfers to Foreclosed Property	
RECREATION and CONSERVATION		ISSUED AND OUTSTANDING		Balance December 31, 1988	25,577.00
Beaches and Boardwalks		School		PROPERTY ACQUIRED BY DEED OR	
Parks, Playgrounds, Shade Trees		Self-liquidating		FORECLOSURE	
Land Reclamation & Conservation		Other	206,314.00	Balance January 1, 1988	113,275.00
Other Recreational Services	100.00	Total	206,314.00	Transfers From Taxes or Liens	
EDUCATION (excluding schools)		EQUALIZED VALUATION BASIS		Sale for Cash (1988)	31,625.00
Libraries		FOR NET DEBT COMPUTATION	64,288,344	Cancelled, Abated or Adjusted (1988)	
Other Educational Services		REAL PROPERTY VALUATIONS		Balance December 31, 1988	81,650.00
STATUTORY EXPENDITURES		Code Class # of Parcels % VAL'N	ASSESSED VALUATION	CURRENT FINANCES DECEMBER 31, 1988	
Pensions & F. I. C. A.	20,300.00	1 Vacant Land 297 2.31	1,264,700.00	ASSETS	
Employee Fringe Benefits		2 Residential 330 33.77	13,507,100.00	Cash Dec. 31, 1988	823,791.00
Other Statutory Expenditures	1,900.00	3 Farm 599 29.89	16,382,000.00	Taxes Receivable	91,970.00
CETA And Other Public Employment Programs		4a Commercial 28 4.60	2,522,200.00	Tax Title Liens	25,577.00
MUNICIPAL FUNCTIONS		4b Industrial 4 29.42	16,120,000.00	Foreclosed Property	81,650.00
CAPITAL IMPROVEMENTS	* MEMO *	4c Apartments		Emergencies & Other Deferred Charges	471.00
DEBT SERVICE		Total 1308	54,796,000.00	State and Federal Aid Receivable	708.00
Principal Payments	50,000.00	Land Area 38.10 Sq. Miles		Other Receivables	64,528.00
Interest Payments	9,548.00	Net Valuation Taxable-Municipal	55,620,294	Total	1,088,695.00
DEFERRED CHARGES		Net Valuation Taxable-County	67,723,739	LIABILITIES, RESERVES, AND SURPLUS	
SCHOOL, COUNTY, SPECIAL DISTRICT TAXES	1,454,348.94	State Equalized Valuation	69,534,012	Cash Liabilities	491,861.00
RESERVE FOR UNCOLLECTED TAXES	115,682.00	State Equalization Ratio	79.75	Reserves for Receivables	203,725.00
EXPENDITURES	TOTAL 2,145,444.94			Surplus Dec. 31, 1988	393,109.00
				Total	1,088,695.00

0318

Population 1980 2,523

Population 1988 3,846

S & P Rating

Moody Rating AAA

General Tax Rate Per \$100.

2.62

State Equalized Tax Rate

1.44

MANSFIELD TOWNSHIP - BURLINGTON CO.

Form of Government:

Township Committee

Number of Members on Governing Body - 3

PER CAPITA:

Gross Debt 795.23

Net Debt 58.50

Debt Service 8.79

Total Tax Levy 837.61

Municipal Expenditures 321.73

PER CENT:

Gross Debt 2.18

Net Debt .16

Tax Levy Collected 97.50

Tax Levy Cancelled, Abated
or Adjusted

EXPENDITURES		REVENUES-REALIZED		1988 PROPERTY TAX	
GENERAL GOVERNMENT				STATE EQUALIZED TAX RATE	
Governing Body & Public Boords		1988 Property Taxes Collected	3,137,700.64	Local District School Taxes	48 922,582.00
Municipal Clerk		1988 Payments in Lieu of Taxes		Regional & Consolidated School Tax	40 761,038.26
Financial Administration	26,036.00	Delinquent Tax & Lien Collections	60,798.47	School Taxes in Municipal Budget	
Assessment of Taxes	25,050.00	Business Personalty Replacement Taxes	30,529.44	County Taxes	51 971,080.34
Collection of Taxes	23,451.00	Taxes from Public Utilities	336,273.00	County Library Taxes	03 55,159.72
Planning, Housing & Development	31,940.00	Other Miscellaneous Tax Revenues		Local Municipal Purpose Taxes	03 52,890.00
Human Resources	200.00	State Aid Revenues	21,986.47	Veteran & Senior Citizen Taxes	
Elections	1,600.00	Federal Aid Revenues		Total Taxes for Rate Computation	1.45 2,808,150.32
General Administration (other)	130,946.00	State and Local Fiscal Assistance Act Utilized		Special District Taxes	
JUDICIARY		Sale of Acquired Property		Bank Corp. Taxes	3,409.13
Municipal Courts	100,032.85	Other Miscellaneous Revenues	461,254.66	Added and Omitted Taxes	450,957.71
PUBLIC SAFETY		Total	4,043,542.68	Total Taxes Levied - ABSTRACT	3,221,447.16
Fire Protection	32,000.00	Prior Years Surplus Appropriated	435,000.00	Total Taxes Billed	3,218,033.03
Police Protection	139,647.62	REVENUES TOTAL	4,533,542.68	1988 TAXES COLLECTED	3,137,700.64
Civil Defense & Disaster Control	1,550.00	Reserve For Uncollected Taxes	124,095.00	1988 Taxes Cancelled, Abated or Adjusted	
Environmental Inspection & Control	42,633.00	CAPITAL OUTLAY TOTAL	112,823.73	Transfer to Tax Title Liens or Foreclosed	2,000.15
Other Public Safety				Balance Outstanding Dec. 31, 1988	73,337.24
PUBLIC WORKS				PRIOR YEARS TAXES OUTSTANDING	
Streets and Drainage	188,315.50	Public Enterprises		Balance January 1, 1988	60,845.32
Sewers and Sewage Processing		Recreation—Culture		Collected in 1988	60,793.47
Garbage and Trash Disposal	63,000.00	Public Works	1,926.25	Cancelled, Abated or Adjusted 1988	
Public Buildings and Grounds	29,712.00	Buildings and Grounds	110,897.43	Transfers to Tax Title Liens or Foreclosed	
Other Public Works		Library and Education		Balance December 31, 1988	46.35
HEALTH and WELFARE		Conservation		TAX TITLE LIENS OUTSTANDING	
Health Services Except Environmental	10,300.00	All Other		Balance January 1, 1988	10,087.20
Welfare-Public Assistance	7,750.00	CAPITAL DEBT AUTHORIZED, DECEMBER 31, 1988		Transfer From Taxes	2,000.15
Hospitals, Clinics, First Aid		ISSUED AND UNISSUED		Redeemed in 1988	
Animal, Insect, & Rodent Control	1,223.92	School	2,833,457	Cancelled, Abated or Adjusted (1988)	
Other Welfare Services		Self-liquidating		Transfers to Foreclosed Property	
RECREATION and CONSERVATION		Other	225,000	Balance December 31, 1988	12,087.35
Beaches and Boardwalks		Total	3,058,457	PROPERTY ACQUIRED BY DEED OR FORECLOSURE	
Parks, Playgrounds, Shade Trees		ISSUED AND OUTSTANDING		Balance January 1, 1988	
Land Reclamation & Conservation	20,210.00	School	2,833,457.43	Transfers From Taxes or Liens	
Other Recreational Services	24,000.00	Self-Liquidating		Sale for Cash (1988)	
EDUCATION (excluding schools)		Other	112,000.00	Cancelled, Abated or Adjusted (1988)	
Libraries		Total	2,945,457.43	Balance December 31, 1988	
Other Educational Services		EQUALIZED VALUATION BASIS		CURRENT FINANCES DECEMBER 31, 1988	
STATUTORY EXPENDITURES		FOR NET DEBT COMPUTATION	140,107,710	ASSETS	
Pensions & F. I. C. A.	44,800.30	REAL PROPERTY VALUATIONS		Cash Dec. 31, 1988	1,516,393.35
Employee Fringe Benefits	109,000.00	Code Class # of Parcels % VAL'N		Taxes Receivable	73,334.09
Other Statutory Expenditures	1,000.00	1 Vacant Land 507 8.02	3,339,300.00	Tax Title Liens	12,087.35
CETA And Other Public Employment Programs		2 Residential 992 54.17	66,713,600.00	Foreclosed Property	
MUNICIPAL FUNCTIONS		3 Farm 399 12.60	13,103,030.00	Emergencies & Other Deferred Charges	60,000.00
CAPITAL IMPROVEMENTS		4a Commercial 68 10.99	11,420,700.00	State and Federal Aid Receivable	
DEBT SERVICE		4b Industrial 3 3.62	3,754,800.00	Other Receivables	
Principal Payments	30,217.20	4c Apartments 10 .59	614,800.00	Total	1,666,364.79
Interest Payments	3,605.00	Total 1979	103,956,730.00	LIABILITIES, RESERVES, AND SURPLUS	
DEFERRED CHARGES		Land Area 23.09 Sq. Miles		Cash Liabilities	858,477.60
SCHOOL, COUNTY, SPECIAL DISTRICT TAXES		Net Valuation Taxable-Municipal	105,565,247	Reserves for Receivables	90,471.44
RESERVE FOR UNCOLLECTED TAXES		Net Valuation Taxable-County	164,849,562	Surplus Dec. 31, 1988	717,915.75
EXPENDITURES		State Equalized Valuation	190,277,718	Total	1,666,364.79
TOTAL	3,951,555.71	State Equalization Ratio	55.10		

2116
 Population 1980 5,780
 Population 1988 6,573
 S & P Rating
 Moody Rating

General Tax Rate Per \$100. 2.41
 State Equalized Tax Rate 1.93

MANSFIELD TOWNSHIP- WARREN CO.

Form of Government:

Township Committee

Number of Members on Governing Body - 5

PER CAPITA:

Gross Debt 84.89
 Net Debt 9.10
 Debt Service
 Total Tax Levy 952.62
 Municipal Expenditures 350.24

PER CENT:

Gross Debt .23
 Net Debt .02
 Tax Levy Collected 94.40
 Tax Levy Cancelled, Abated or Adjusted .58

EXPENDITURES		REVENUES-REALIZED		1988 PROPERTY TAX	
GENERAL GOVERNMENT				STATE EQUALIZED TAX RATE	
Governing Body & Public Boards		1988 Property Taxes Collected	5,924,045.79	Local District School Taxes	.51 1,631,513.00
Municipal Clerk		1988 Payments in Lieu of Taxes		Regional & Consolidated School Tax	.61 1,951,017.16
Financial Administration	32,220.00	Delinquent Tax & Lien Collections	194,520.34	School Taxes in Municipal Budget	
Assessment of Taxes	21,500.00	Business Personalty Replacement Taxes	48,308.68	County Taxes	.63 2,003,957.23
Collection of Taxes	33,958.00	Taxes from Public Utilities	591,232.00	County Library Taxes	.02 75,972.39
Planning, Housing & Development	336,745.00	Other Miscellaneous Tax Revenues		Local Municipal Purpose Taxes	.14 447,666.47
Human Resources	12,736.42	State Aid Revenues	41,780.19	Veteran & Senior Citizen Taxes	40,300.00
Elections	2,000.00	Federal Aid Revenues	300,000.00	Total Taxes for Rate Computation	1.91 6,150,426.25
General Administration (other)	201,886.00	State and Local Fiscal Assistance Act Utilized		Special District Taxes	
JUDICIARY		Sale of Acquired Property	101,150.00	Bank Corp. Taxes	3,406.55
Municipal Courts	43,590.00	Other Miscellaneous Revenues	424,643.93	Added and Omitted Taxes	148,016.23
PUBLIC SAFETY		Total	7,625,680.93	Total Taxes Levied - ABSTRACT	6,261,549.03
Fire Protection	99,538.72	Prior Years Surplus Appropriated	600,000.00	Total Taxes Billed	6,275,728.31
Police Protection	472,723.43	REVENUES TOTAL	8,225,680.93	1988 TAXES COLLECTED	5,924,045.79
Civil Defense & Disaster Control	350.00	Reserve For Uncollected Taxes	386,750.56	1988 Taxes Cancelled, Abated or Adjusted	36,186.66
Environmental Inspection & Control	40,150.00			Transfer to Tax Title Liens or Foreclosed	26,726.90
Other Public Safety				Balance Outstanding Dec. 31, 1988	288,768.96
PUBLIC WORKS		CAPITAL OUTLAY TOTAL		PRIOR YEARS TAXES OUTSTANDING	
Streets and Drainage	357,936.60	Public Enterprises		Balance January 1, 1988	210,666.13
Sewers and Sewage Processing		Recreation—Culture		Collected in 1988	185,310.82
Garbage and Trash Disposal		Public Works		Cancelled, Abated or Adjusted 1988	20,175.91
Public Buildings and Grounds	15,400.00	Buildings and Grounds		Transfers to Tax Title Liens or Foreclosed	3,001.52
Other Public Works		Library and Education		Balance December 31, 1988	2,177.88
HEALTH and WELFARE		Conservation		TAX TITLE LIENS OUTSTANDING	
Health Services Except Environmental	1,260.00	All Other		Balance January 1, 1988	76,292.05
Welfare-Public Assistance	10,330.00			Transfer From Taxes	29,810.61
Hospitals, Clinics, First Aid	3,000.00	CAPITAL DEBT AUTHORIZED, DECEMBER 31, 1988		Redeemed in 1988	9,209.52
Animal, Insect, & Rodent Control		ISSUED AND UNISSUED GROSS DEBT NET DEBT		Cancelled, Abated or Adjusted (1988)	
Other Welfare Services		School 498,211		Transfers to Foreclosed Property	1,140.40
		Self-Liquidating		Balance December 31, 1988	95,752.74
RECREATION and CONSERVATION		Other 59,300	59,300	PROPERTY ACQUIRED BY DEED OR FORECLOSURE	
Beaches and Boardwalks		Total 558,011	59,300	Balance January 1, 1988	313,260.22
Parks, Playgrounds, Shade Trees				Transfers From Taxes or Liens	1,424.78
Land Reclamation & Conservation	5,410.00			Sale for Cash (1988)	95,565.00
Other Recreational Services	49,000.00	ISSUED AND OUTSTANDING		Cancelled, Abated or Adjusted (1988)	2,615.00
EDUCATION (excluding schools)		School 498,211.62		Balance December 31, 1988	216,505.00
Libraries		Self-Liquidating		CURRENT FINANCES DECEMBER 31, 1988	
Other Educational Services		Other		ASSETS	
STATUTORY EXPENDITURES		Total 498,211.62		Cash Dec. 31, 1988	2,705,990.93
Pensions & F. I. C. A.	116,599.60	EQUALIZED VALUATION BASIS		Taxes Receivable	290,946.84
Employee Fringe Benefits	54,500.00	FOR NET DEBT COMPUTATION	247,364,124	Tax Title Liens	95,752.74
Other Statutory Expenditures	3,500.00	REAL PROPERTY VALUATIONS		Foreclosed Property	216,505.00
CETA And Other Public Employment Programs		Code Class # of Parcels % VAL'N ASSESSED VALUATION		Emergencies & Other Deferred Charges	192.14
MUNICIPAL FUNCTIONS TOTAL	1,914,333.77	1 Vacant Land 735 6.87 17,359,610.00		State and Federal Aid Receivable	1,497.50
CAPITAL IMPROVEMENTS *MEMO*	3,000.00	2 Residential 1452 63.64 160,749,950.00		Other Receivables	28,311.76
DEBT SERVICE		3 Farm 315 6.27 15,835,620.00		Total	3,339,196.91
Principal Payments		4a Commercial 40 6.70 16,919,100.00		LIABILITIES, RESERVES, AND SURPLUS	
Interest Payments		4b Industrial 9 5.37 13,552,400.00		Cash Liabilities	1,986,634.94
		4c Apartments 4 11.15 28,164,000.00		Reserves for Receivables	631,516.34
		Total 2555 252,580,680.00		Surplus Dec. 31, 1988	721,045.63
DEFERRED CHARGES	973.30	Land Area 29.65 Sq. Miles		Total	3,339,196.91
SCHOOL, COUNTY, SPECIAL DISTRICT TAXES	5,662,459.78	Net Valuation Taxable-Municipal	254,442,682		
RESERVE FOR UNCOLLECTED TAXES	386,750.56	Net Valuation Taxable-County	267,495,591		
EXPENDITURES TOTAL	7,964,567.41	State Equalized Valuation	317,864,354		
		State Equalization Ratio	79.93		

1519

Population 1980 433
 Population 1988 441
 S & P Rating
 Moody Rating

General Tax Rate Per \$100.

.94

State Equalized Tax Rate

.55

MANTOLOKING BOROUGH - OCEAN CO.

Form of Government:

Borough Council

Number of Members on Governing Body - 6

PER CAPITA

Gross Debt 982.31

Net Debt 982.31

Debt Service 79.41

Total Tax Levy 5,089.97

Municipal Expenditures 2,794.22

PER CENT.

Gross Debt .14

Net Debt .14

Tax Levy Collected 97.24

Tax Levy Cancelled, Abated
or Adjusted .13

EXPENDITURES		REVENUES-REALIZED		1988 PROPERTY TAX	
GENERAL GOVERNMENT				STATE EQUALIZED TAX RATE	
Governing Body & Public Boards	1,060.00	1988 Property Taxes Collected	2,133,453.39	Local District School Taxes .02	91,724.00
Municipal Clerk	31,000.00	1988 Payments in Lieu of Taxes	2,009.75	Regional & Consolidated School Tax	
Financial Administration	24,310.00	Delinquent Tax & Lien Collections	38,124.54	School Taxes in Municipal Budget	
Assessment of Taxes	8,300.00	Business Personalty Replacement Taxes	1,129.43	County Taxes .32 *	1,320,751.90
Collection of Taxes		Taxes from Public Utilities	107,978.00	County Library Taxes .02	85,948.95
Planning, Housing & Development	9,300.00	Other Miscellaneous Tax Revenues		Local Municipal Purpose Taxes .13	733,864.00
Human Resources	27,320.31	State Aid Revenues	13,104.36	Veteran & Senior Citizen Taxes	2,550.00
Elections		Federal Aid Revenues		Total Taxes for Rate Computation .54	2,240,033.35
General Administration (other)	171,000.00	State and Local Fiscal Assistance Act Utilized		Special District Taxes	
JUDICIARY		Sale of Acquired Property		Bank Corp. Taxes	
Municipal Courts	20,610.00	Other Miscellaneous Revenues	232,480.29	Added and Omitted Taxes	7,139.63
PUBLIC SAFETY		Total	2,578,279.31	Total Taxes Levied - ABSTRACT	2,244,673.43
Fire Protection	27,560.00	Prior Years Surplus Appropriated	180,000.00	Total Taxes Billed	2,245,322.94
Police Protection	332,553.46	REVENUES TOTAL	2,758,279.31	1988 TAXES COLLECTED	2,183,453.59
Civil Defense & Disaster Control	500.00	Reserve For Uncollected Taxes	43,533.00	1988 Taxes Cancelled, Abated or Adjusted	2,376.74
Environmental Inspection & Control	12,400.00	CAPITAL OUTLAY TOTAL	363,285.83	Transfer to Tax Title Liens or Foreclosed	
Other Public Safety				Balance Outstanding Dec. 31, 1988	58,790.31
PUBLIC WORKS				PRIOR YEARS TAXES OUTSTANDING	
Streets and Drainage	59,900.00	Public Enterprises		Balance January 1, 1988	39,440.69
Sewers and Sewage Processing	140,534.13	Recreation—Culture		Collected in 1988	38,124.54
Garbage and Trash Disposal	134,000.00	Public Works	363,285.83	Cancelled, Abated or Adjusted 1988	
Public Buildings and Grounds	30,000.00	Buildings and Grounds		Transfers to Tax Title Liens or Foreclosed	
Other Public Works		Library and Education		Balance December 31, 1988	1,316.15
HEALTH and WELFARE		Conservation		TAX TITLE LIENS OUTSTANDING	
Health Services Except Environmental	200.00	All Other		Balance January 1, 1988	
Welfare-Public Assistance	500.00	CAPITAL DEBT AUTHORIZED, DECEMBER 31, 1988		Transfer From Taxes	
Hospitals, Clinics, First Aid	200.00	ISSUED AND UNISSUED GROSS DEBT		Redeemed in 1988	
Animal, Insect, & Rodent Control		School		Cancelled, Abated or Adjusted (1988)	
Other Welfare Services		Self-Liquidating		Transfers to Foreclosed Property	
RECREATION and CONSERVATION		Other	433,200	Balance December 31, 1988	
Beaches and Boardwalks	20,000.00	Total	433,200	PROPERTY ACQUIRED BY DEED OR	
Parks, Playgrounds, Shade Trees				FORECLOSURE	
Land Reclamation & Conservation	4,000.00	ISSUED AND OUTSTANDING		Balance January 1, 1988	
Other Recreational Services		School		Transfers From Taxes or Liens	
EDUCATION (excluding schools)		Self-Liquidating		Sale for Cash (1988)	
Libraries		Other	432,700.00	Cancelled, Abated or Adjusted (1988)	
Other Educational Services		Total	432,700.00	Balance December 31, 1988	
STATUTORY EXPENDITURES		EQUALIZED VALUATION BASIS		CURRENT FINANCES DECEMBER 31, 1988	
Pensions & F. I. C. A.	50,750.00	FOR NET DEBT COMPUTATION	317,719.165	ASSETS	
Employee Fringe Benefits	23,500.00	REAL PROPERTY VALUATIONS		Cash Dec. 31, 1988	443,780.77
Other Statutory Expenditures		Code Class # of Parcels % VAL'N		Taxes Receivable	60,306.46
CETA And Other Public Employment Programs		1 Vacant Land 78 5.56	13,251,500.00	Tax Title Liens	
MUNICIPAL FUNCTIONS TOTAL	1,129,547.90	2 Residential 488 92.89	221,355,900.00	Foreclosed Property	
CAPITAL IMPROVEMENTS *MEMO*	39,300.00	3 Farm		Emergencies & Other Deferred Charges	20,392.43
DEBT SERVICE		4a Commercial 7 1.55	3,702,400.00	State and Federal Aid Receivable	
Principal Payments	26,400.00	4b Industrial		Other Receivables	1,746.95
Interest Payments	8,621.05	4c Apartments		Total	531,226.61
DEFERRED CHARGES	19,101.25	Total 573	238,309,800.00	LIABILITIES, RESERVES, AND SURPLUS	
SCHOOL, COUNTY, SPECIAL DISTRICT TAXES	1,498,624.85	Land Area .44 Sq. Miles		Cash Liabilities	309,409.55
RESERVE FOR UNCOLLECTED TAXES	48,583.00	Net Valuation Taxable-Municipal	238,606,953	Reserves for Receivables	62,053.41
EXPENDITURES TOTAL	2,730,878.05	Net Valuation Taxable-County	308,496,931	Surplus Dec. 31, 1988	159,763.65
		State Equalized Valuation	406,969,167	Total	531,226.61
		State Equalization Ratio	58.60		

0310

Population 1980 9,193
 Population 1988 10,299
 S & P Rating
 Moody Rating AAA

General Tax Rate Per \$100.

3.08

State Equalized Tax Rate

2.69

MANTUA TOWNSHIP - GLOUCESTER CO.**Form of Government:****Township Committee****Number of Members on Governing Body - 5**

PER CAPITA:

Gross Debt 313.13

Net Debt 167.78

Debt Service 28.06

Total Tax Levy 709.96

Municipal Expenditures 319.09

PER CENT:

Gross Debt 1.41

Net Debt .76

Tax Levy Collected 95.05

Tax Levy Cancelled, Abated

or Adjusted .10

EXPENDITURES		REVENUES-REALIZED		1988 PROPERTY TAX	
GENERAL GOVERNMENT		1988 Property Taxes Collected		STATE EQUALIZED TAX RATE	
Governing Body & Public Boards			6,956,007.68	Local District School Taxes	.59 1,539,863.00
Municipal Clerk				Regional & Consolidated School Tax	.88 2,289,450.03
Financial Administration	34,700.00	1988 Payments in Lieu of Taxes		School Taxes in Municipal Budget	
Assessment of Taxes	21,400.00	Delinquent Tax & Lien Collections	433,525.20	County Taxes	.71 1,851,631.97
Collection of Taxes	36,636.64	Business Personalty Replacement Taxes	60,696.04	County Library Taxes	.02 52,331.48
Planning, Housing & Development	13,650.00	Taxes from Public Utilities	587,742.00	Local Municipal Purpose Taxes	.47 1,221,609.52
Human Resources	3,054.42	Other Miscellaneous Tax Revenues		Veteran & Senior Citizen Taxes	
Elections		State Aid Revenues	192,367.53	Total Taxes for Rate Computation	2.67 7,062,336.00
General Administration (other)	376,148.03	Federal Aid Revenues		Special District Taxes	
JUDICIARY		State and Local Fiscal Assistance Act Utilized		Bank Corp. Taxes	9,970.41
Municipal Courts	35,200.00	Sale of Acquired Property	25,500.00	Added and Omitted Taxes	347,030.52
PUBLIC SAFETY		Other Miscellaneous Revenues	437,205.10	Total Taxes Levied - ABSTRACT	7,311,886.93
Fire Protection	85,503.60	Total	8,693,043.55	Total Taxes Billed	7,318,450.02
Police Protection	800,748.94	Prior Years Surplus Appropriated	500,000.00	1988 TAXES COLLECTED	6,956,007.68
Civil Defense & Disaster Control		REVENUES TOTAL	9,193,043.55	1988 Taxes Cancelled, Abated or Adjusted	7,631.82
Environmental Inspection & Control	102,700.00	Reserve For Uncollected Taxes	377,938.47	Transfer to Tax Title Liens or Foreclosed	24,464.75
Other Public Safety		CAPITAL OUTLAY TOTAL	80,324.76	Balance Outstanding Dec. 31, 1988	330,345.77
PUBLIC WORKS				PRIOR YEARS TAXES OUTSTANDING	
Streets and Drainage	158,550.00	Public Enterprises		Balance January 1, 1988	431,272.90
Sewers and Sewage Processing	1,695.20	Recreation—Culture		Collected in 1988	385,417.11
Garbage and Trash Disposal	519,304.00	Public Works	78,295.76	Cancelled, Abated or Adjusted 1988	567.48
Public Buildings and Grounds	11,927.56	Buildings and Grounds	2,029.00	Transfers to Tax Title Liens or Foreclosed	10,127.44
Other Public Works	25,735.00	Library and Education		Balance December 31, 1988	35,160.87
HEALTH and WELFARE		Conservation		TAX TITLE LIENS OUTSTANDING	
Health Services Except Environmental	2,770.00	All Other		Balance January 1, 1988	108,373.75
Welfare-Public Assistance	6,750.00	CAPITAL DEBT AUTHORIZED, DECEMBER 31, 1988		Transfer From Taxes	35,597.60
Hospitals, Clinics, First Aid		ISSUED AND UNISSUED GROSS DEBT NET DEBT		Redeemed in 1988	48,108.09
Animal, Insect, & Rodent Control		School 1,496,878		Cancelled, Abated or Adjusted (1988)	
Other Welfare Services		Self-liquidating		Transfers to Foreclosed Property	9,846.19
RECREATION and CONSERVATION		Other 1,728,000	1,728,000	Balance December 31, 1988	86,017.07
Beaches and Boardwalks		Total 3,224,878	1,723,000	PROPERTY ACQUIRED BY DEED OR FORECLOSURE	
Parks, Playgrounds, Shade Trees				Balance January 1, 1988	1,051,653.81
Land Reclamation & Conservation				Transfers From Taxes or Liens	9,846.19
Other Recreational Services	27,561.00	ISSUED AND OUTSTANDING		Sale for Cash (1988)	25,500.00
EDUCATION (excluding schools)		School 1,496,878.94		Cancelled, Abated or Adjusted (1988)	
Libraries		Self-Liquidating		Balance December 31, 1988	1,036,000.00
Other Educational Services	5,000.00	Other 1,432,000.00		CURRENT FINANCES DECEMBER 31, 1988	
STATUTORY EXPENDITURES		Total 2,928,878.94		ASSETS	
Pensions & F. I. C. A.	154,802.58	EQUALIZED VALUATION BASIS		Cash Dec. 31, 1988	1,441,993.20
Employee Fringe Benefits	139,999.36	FOR NET DEBT COMPUTATION	228,408,846	Taxes Receivable	365,506.64
Other Statutory Expenditures	9,000.00	REAL PROPERTY VALUATIONS		Tax Title Liens	86,017.07
CETA And Other Public Employment Programs		Code Class # of Parcels % VAL'N		Foreclosed Property	1,036,000.00
MUNICIPAL FUNCTIONS TOTAL	2,582,886.33	1 Vacant Land 483 5.21	11,614,000.00	Emergencies & Other Deferred Charges	71,073.39
CAPITAL IMPROVEMENTS *MEMO*	15,500.00	2 Residential 2594 73.10	162,822,100.00	State and Federal Aid Receivable	427.63
DEBT SERVICE		3 Farm 357 6.17	13,746,500.00	Other Receivables	5,521.85
Principal Payments	170,000.00	4a Commercial 137 12.20	27,182,700.00	Total	3,006,539.78
Interest Payments	113,939.50	4b Industrial 10 3.18	7,076,700.00	LIABILITIES, RESERVES, AND SURPLUS	
		4c Apartments 3 .13	300,600.00	Cash Liabilities	538,545.57
		Total 3584	222,742,600.00	Reserves for Receivables	1,493,045.56
DEFERRED CHARGES	36,533.68	Land Area 15.96 Sq. Miles		Surplus Dec. 31, 1988	974,948.65
SCHOOL, COUNTY, SPECIAL DISTRICT TAXES	5,733,276.48	Net Valuation Taxable-Municipal	226,344,789	Total	3,006,539.78
RESERVE FOR UNCOLLECTED TAXES	377,938.47	Net Valuation Taxable-County	236,807,368		
EXPENDITURES TOTAL	9,019,574.46	State Equalized Valuation	258,836,061		
		State Equalization Ratio	87.27		

1811
 Population 1980 **11,278**
 Population 1988 **10,452**
 S & P Rating
 Moody Rating **BAA**

General Tax Rate Per \$100. **3.39**
 State Equalized Tax Rate **1.78**

MANVILLE BOROUGH - SOMERSET CO.

Form of Government:
Borough Council
Number of Members on Governing Body - 6

PER CAPITA:
 Gross Debt **309.34**
 Net Debt **186.82**
 Debt Service **61.17**
 Total Tax Levy **882.26**
 Municipal Expenditures **491.22**
 PER CENT:
 Gross Debt **.76**
 Net Debt **.46**
 Tax Levy Collected **95.74**
 Tax Levy Cancelled, Abated or Adjusted **.06**

EXPENDITURES		REVENUES-REALIZED		1988 PROPERTY TAX	
GENERAL GOVERNMENT				STATE EQUALIZED TAX RATE	
Governing Body & Public Boards		1988 Property Taxes Collected	8,792,399.81	Local District School Taxes	.93
Municipal Clerk		1988 Payments in Lieu of Taxes		Regional & Consolidated School Tax	4,793,398.38
Financial Administration	57,876.44	Delinquent Tax & Lien Collections	348,345.94	School Taxes in Municipal Budget	
Assessment of Taxes	40,600.00	Business Personality Replacement Taxes	603,076.20	County Taxes	.42
Collection of Taxes	61,630.00	Taxes from Public Utilities	493,900.00	County Library Taxes	
Planning, Housing & Development	19,175.00	Other Miscellaneous Tax Revenues		Local Municipal Purpose Taxes	.43
Human Resources	35,000.00	State Aid Revenues	171,507.59	Veteran & Senior Citizen Taxes	
Elections	2,500.00	Federal Aid Revenues		Total Taxes for Rate Computation	1.78
General Administration (other)	573,629.00	State and Local Fiscal Assistance Act Utilized	1,304.00	Special District Taxes	
JUDICIARY		Sale of Acquired Property		Bank Corp. Taxes	41,548.20
Municipal Courts	59,600.00	Other Miscellaneous Revenues	925,691.49	Added and Omitted Taxes	39,591.29
PUBLIC SAFETY		Total	11,346,285.03	Total Taxes Levied - ABSTRACT	9,221,350.91
Fire Protection	60,639.40	Prior Years Surplus Appropriated	850,000.00	Total Taxes Billed	9,183,592.36
Police Protection	911,245.84	REVENUES TOTAL	12,196,285.03	1988 TAXES COLLECTED	8,792,399.81
Civil Defense & Disaster Control	2,000.00	Reserve For Uncollected Taxes	463,146.42	1988 Taxes Cancelled, Abated or Adjusted	5,705.79
Environmental Inspection & Control	45,840.00			Transfer to Tax Title Liens or Foreclosed	6,152.86
Other Public Safety		CAPITAL OUTLAY TOTAL	660,831.69	Balance Outstanding Dec. 31, 1988	379,333.40
PUBLIC WORKS				PRIOR YEARS TAXES OUTSTANDING	
Streets and Drainage	528,475.00	Public Enterprises	19,647.69	Balance January 1, 1988	350,415.15
Sewers and Sewage Processing	330,625.00	Recreation—Culture	15,727.42	Collected in 1988	346,765.68
Garbage and Trash Disposal	269,520.00	Public Works	564,216.69	Cancelled, Abated or Adjusted 1988	
Public Buildings and Grounds	13,750.00	Buildings and Grounds	25,239.39	Transfers to Tax Title Liens or Foreclosed	
Other Public Works	22,500.00	Library and Education	35,050.00	Balance December 31, 1988	3,646.47
HEALTH and WELFARE		Conservation		TAX TITLE LIENS OUTSTANDING	
Health Services Except Environmental	43,020.00	All Other		Balance January 1, 1988	31,729.14
Welfare—Public Assistance	22,500.00			Transfer From Taxes	5,152.86
Hospitals, Clinics, First Aid		CAPITAL DEBT AUTHORIZED, DECEMBER 31, 1988		Redeemed in 1988	1,577.26
Animal, Insect, & Rodent Control	20,931.00	ISSUED AND UNISSUED		Cancelled, Abated or Adjusted (1988)	
Other Welfare Services		School	1,280,500	Transfers to Foreclosed Property	
RECREATION and CONSERVATION		Self-liquidating	136,549	Balance December 31, 1988	36,304.74
Beaches and Boardwalks		Other	1,816,125	PROPERTY ACQUIRED BY DEED OR FORECLOSURE	
Parks, Playgrounds, Shade Trees	77,746.00	Total	3,233,175	Balance January 1, 1988	32,245.00
Land Reclamation & Conservation	2,500.00	ISSUED AND OUTSTANDING		Transfers From Taxes or Liens	
Other Recreational Services	51,230.00	School	761,000.00	Sale for Cash (1988)	
EDUCATION (excluding schools)		Self-liquidating	45,000.00	Cancelled, Abated or Adjusted (1988)	
Libraries	141,216.35	Other	1,567,000.00	Balance December 31, 1988	32,245.00
Other Educational Services		Total	2,373,000.00	CURRENT FINANCES DECEMBER 31, 1988	
STATUTORY EXPENDITURES		EQUALIZED VALUATION BASIS		ASSETS	
Pensions & F. I. C. A.	305,934.76	FOR NET DEBT COMPUTATION	426,594,374	Cash Dec. 31, 1988	1,745,383.08
Employee Fringe Benefits	199,676.00	REAL PROPERTY VALUATIONS		Taxes Receivable	332,979.87
Other Statutory Expenditures		Code Class # of Parcels % VAL'N		Tax Title Liens	36,304.74
CETA And Other Public Employment Programs		1 Vacant Land 237 1.33	3,579,100.00	Foreclosed Property	32,245.00
MUNICIPAL FUNCTIONS	3,909,519.79	2 Residential 3228 30.54	216,786,050.00	Emergencies & Other Deferred Charges	79,584.76
CAPITAL IMPROVEMENTS	*MEMO*	3 Farm 5	5,430.00	State and Federal Aid Receivable	
DEBT SERVICE		4a Commercial 129 7.70	20,732,900.00	Other Receivables	38,669.36
Principal Payments	462,965.94	4b Industrial 20 9.81	26,417,250.00	Total	2,315,666.81
Interest Payments	175,351.53	4c Apartments 10 .62	1,656,150.00	LIABILITIES, RESERVES, AND SURPLUS	
		Total 3629	269,176,880.00	Cash Liabilities	1,140,016.35
DEFERRED CHARGES	122,200.00	Land Area 2.50 Sq. Miles		Reserves for Receivables	490,198.97
SCHOOL, COUNTY, SPECIAL DISTRICT TAXES	6,932,130.79	Net Valuation Taxable-Municipal	269,734,459	Surplus Dec. 31, 1988	685,451.49
RESERVE FOR UNCOLLECTED TAXES	463,146.42	Net Valuation Taxable-County	450,387,052	Total	2,315,666.81
EXPENDITURES		State Equalized Valuation	513,764,214		
TOTAL	12,066,324.47	State Equalization Ratio	52.45		

0319
Population 1980 20,525
Population 1988 19,538
S & P Rating
Moody Rating A

General Tax Rate Per \$100. 2.17
State Equalized Tax Rate 1.93

MAPLE SHADE TWP. - BURLINGTON CO.
Form of Government:
Council-Manager Plan E (OMCL 50)
Number of Members on Governing Body - 5

PER CAPITA:
Gross Debt 1,126.04
Net Debt 155.08
Debt Service 38.20
Total Tax Levy 646.52
Municipal Expenditures 272.40
PER CENT:
Gross Debt 4.09
Net Debt .56
Tax Levy Collected 95.25
Tax Levy Cancelled, Abated or Adjusted 1.83

EXPENDITURES		REVENUES-REALIZED		1988 PROPERTY TAX	
GENERAL GOVERNMENT				STATE EQUALIZED TAX RATE .98	
Governing Body & Public Boards	8,775.00	1988 Property Taxes Collected 12,074,328.88		Local District School Taxes 6,328,921.25	
Municipal Clerk	50,705.00	1988 Payments in Lieu of Taxes 273,653.39		Regional & Consolidated School Tax 3,369,605.17	
Financial Administration	31,030.00	Delinquent Tax & Lien Collections 114,045.16		School Taxes in Municipal Budget 191,219.57	
Assessment of Taxes	81,104.00	Business Personalty Replacement Taxes 1,048,427.00		County Taxes .52	
Collection of Taxes	53,242.00	Taxes from Public Utilities 295,260.80		County Library Taxes .03	
Planning, Housing & Development	14,895.00	Other Miscellaneous Tax Revenues 1,792.00		Local Municipal Purpose Taxes .41	
Human Resources	69,239.80	Federal Aid Revenues 478,345.12		Veteran & Senior Citizen Taxes 269,150.00	
Elections	429,152.04	State and Local Fiscal Assistance Act Utilized 14,235,852.35		Total Taxes for Rate Computation 1.94	
General Administration (other)	42,911.00	Sale of Acquired Property 500,000.00		Special District Taxes 7,500.05	
JUDICIARY		Other Miscellaneous Revenues 444,112.13		Bank Corp. Taxes 106,536.24	
Municipal Courts	111,600.00	Prior Years Surplus Appropriated 500,000.00		Added and Omitted Taxes 12,631,782.28	
PUBLIC SAFETY		REVENUES TOTAL 14,785,852.35		Total Taxes Levied - ABSTRACT 12,676,807.73	
Fire Protection	1,469,525.61	CAPITAL OUTLAY TOTAL 318,887.61		Total Taxes Billed 12,074,328.88	
Police Protection	8,775.00	Public Enterprises 63,000.52		1988 TAXES COLLECTED 231,852.96	
Civil Defense & Disaster Control	58,635.00	Recreation—Culture 255,887.09		1988 Taxes Cancelled, Abated or Adjusted 621.76	
Environmental Inspection & Control		Public Works 3,029,882		Transfer to Tax Title Liens or Foreclosed 320,004.13	
Other Public Safety		Buildings and Grounds 7,988,242.00		Balance Outstanding Dec. 31, 1988	
PUBLIC WORKS		Library and Education 950,000.00		PRIOR YEARS TAXES OUTSTANDING	
Streets and Drainage	457,032.20	Conservation 4,074,860.00		Balance January 1, 1988 280,989.89	
Sewers and Sewage Processing	587,822.00	All Other 3,029,882		Collected in 1988 270,519.92	
Garbage and Trash Disposal	33,516.00	CAPITAL DEBT AUTHORIZED, DECEMBER 31, 1988		Cancelled, Abated or Adjusted 1988 10,041.70	
Public Buildings and Grounds		ISSUED AND UNISSUED GROSS DEBT NET DEBT		Transfers to Tax Title Liens or Foreclosed 428.27	
Other Public Works		School 950,000		Balance December 31, 1988	
HEALTH and WELFARE		Self-liquidating 18,020,610		TAX TITLE LIENS OUTSTANDING	
Health Services Except Environmental	7,000.00	Other 3,029,882		Balance January 1, 1988 5,659.71	
Welfare-Public Assistance	23,747.00	Total 22,000,492		Transfer From Taxes 3,133.47	
Hospitals, Clinics, First Aid		ISSUED AND OUTSTANDING		Redeemed in 1988 3,133.47	
Animal, Insect, & Radent Control		School 950,000.00		Cancelled, Abated or Adjusted (1988) 2,507.71	
Other Welfare Services		Self-Liquidating 4,074,860.00		Transfers to Foreclosed Property 18.53	
RECREATION and CONSERVATION		Other 2,963,382.00		Balance December 31, 1988	
Beaches and Boardwalks	332.64	Total 7,988,242.00		PROPERTY ACQUIRED BY DEED OR FORECLOSURE	
Parks, Playgrounds, Shade Trees	25,300.00	EQUALIZED VALUATION BASIS FOR NET DEBT COMPUTATION 537,285,573		Balance January 1, 1988 71,308.40	
Land Reclamation & Conservation		REAL PROPERTY VALUATIONS		Transfers From Taxes or Liens 3,129.47	
Other Recreational Services		Code Class # of Parcels % VAL'N ASSESSED VALUATION		Sale for Cash (1988) 2,507.71	
EDUCATION (excluding schools)		1 Vacant Land 183 1.28 7,333,950.00		Balance December 31, 1988 18.53	
Libraries	35,826.00	2 Residential 4573 57.78 331,358,380.00		PROPERTY ACQUIRED BY DEED OR FORECLOSURE	
Other Educational Services		3 Farm 2 .03 121,897.00		Balance January 1, 1988 71,308.40	
STATUTORY EXPENDITURES		4a Commercial 228 19.13 109,673,100.00		Transfers From Taxes or Liens 3,129.47	
Pensions & F. I. C. A.	238,970.00	4b Industrial 22 1.65 9,486,500.00		Sale for Cash (1988) 2,507.71	
Employee Fringe Benefits	175,000.00	4c Apartments 22 20.13 115,459,900.00		Balance December 31, 1988 18.53	
Other Statutory Expenditures		Total 5030 573,433,727.00		PROPERTY ACQUIRED BY DEED OR FORECLOSURE	
CETA And Other Public Employment Programs	4,019,166.29	Land Area 3.72 Sq. Miles		Balance January 1, 1988 71,308.40	
MUNICIPAL FUNCTIONS TOTAL	47,000.00	Net Valuation Taxable-Municipal 575,882,292		Transfers From Taxes or Liens 3,129.47	
CAPITAL IMPROVEMENTS *MEMO*		Net Valuation Taxable-County 571,476,114		Sale for Cash (1988) 2,507.71	
DEBT SERVICE		State Equalized Valuation 645,672,039		Balance December 31, 1988 18.53	
Principal Payments	468,700.00	State Equalization Ratio 89.15		PROPERTY ACQUIRED BY DEED OR FORECLOSURE	
Interest Payments	277,572.50			Balance January 1, 1988 71,308.40	
DEFERRED CHARGES	112,635.45			Transfers From Taxes or Liens 3,129.47	
SCHOOL, COUNTY, SPECIAL DISTRICT TAXES	9,389,745.99			Sale for Cash (1988) 2,507.71	
RESERVE FOR UNCOLLECTED TAXES	444,112.13			Balance December 31, 1988 18.53	
EXPENDITURES TOTAL	15,211,932.35			PROPERTY ACQUIRED BY DEED OR FORECLOSURE	

Population 1980 22,950
 Population 1988 22,692
 S & P Rating AA
 Moody Rating AA

General Tax Rate Per \$100. 5.66
 State Equalized Tax Rate 2.28

MAPLEWOOD TOWNSHIP — ESSEX COUNTY

Form of Government:

Township Committee

Number of Members on Governing Body — 5

PER CAPITA:

Grass Debt 613.51
 Net Debt 313.95
 Debt Service 20.44
 Total Tax Levy 1,368.44
 Municipal Expenditures 536.31

PER CENT:

Grass Debt .31
 Net Debt .16
 Tax Levy Collected 98.41
 Tax Levy Cancelled, Abated or Adjusted .01

EXPENDITURES		REVENUES-REALIZED		1988 PROPERTY TAX	
GENERAL GOVERNMENT				STATE EQUALIZED TAX RATE 1.07	
Governing Body & Public Boards		1988 Property Taxes Collected	30,506,056.63	Local District School Taxes	14,628,488.91
Municipal Clerk		1988 Payments in Lieu of Taxes	419,988.55	Regional & Consolidated School Tax	
Financial Administration	63,698.31	Delinquent Tax & Lien Collections	435,680.31	School Taxes in Municipal Budget	
Assessment of Taxes	71,577.05	Business Personalty Replacement Taxes	296,571.72	County Taxes	8,773,535.79
Collection of Taxes	96,864.64	Taxes from Public Utilities	1,279,084.00	County Library Taxes	
Planning, Housing & Development	19,077.09	Other Miscellaneous Tax Revenues	329,636.15	Local Municipal Purpose Taxes	7,571,580.19
Human Resources	167,248.00	State Aid Revenues		Veteran & Senior Citizen Taxes	196,150.00
Elections		Federal Aid Revenues		Total Taxes for Rate Computation	31,169,754.39
General Administration (other)	1,029,506.61	State and Local Fiscal Assistance Act Utilized		Special District Taxes	
JUDICIARY		Sale of Acquired Property	1,232,283.46	Bank Corp. Taxes	62,870.73
Municipal Courts	113,510.12	Other Miscellaneous Revenues	34,548,300.32	Added and Omitted Taxes	10,106.73
PUBLIC SAFETY		Total	35,448,300.82	Total Taxes Levied - ABSTRACT	31,052,532.40
Fire Protection	1,793,549.35	Prior Years Surplus Appropriated	900,000.00	Total Taxes Billed	30,998,493.91
Police Protection	2,031,111.21	REVENUES TOTAL	803,325.59	1988 TAXES COLLECTED	30,506,056.63
Civil Defense & Disaster Control	3,037.91	Reserve For Uncollected Taxes	803,325.59	1988 Taxes Cancelled, Abated or Adjusted	2,484.74
Environmental Inspection & Control	155,013.27	CAPITAL OUTLAY TOTAL	339,557.83	Transfer to Tax Title Liens or Foreclosed	2,365.88
Other Public Safety				Balance Outstanding Dec. 31, 1988	487,586.66
PUBLIC WORKS				PRIOR YEARS TAXES OUTSTANDING	
Streets and Drainage	520,222.81	Public Enterprises		Balance January 1, 1988	432,654.07
Sewers and Sewage Processing	880,975.63	Recreation—Culture		Collected in 1988	431,795.84
Garbage and Trash Disposal	85,434.88	Public Works	325,498.14	Cancelled, Abated or Adjusted 1988	858.23
Public Buildings and Grounds	326,966.63	Buildings and Grounds	64,059.69	Transfers to Tax Title Liens or Foreclosed	
Other Public Works	365,759.34	Library and Education		Balance December 31, 1988	
HEALTH and WELFARE		Conservation		TAX TITLE LIENS OUTSTANDING	
Health Services Except Environmental	118,236.74	All Other		Balance January 1, 1988	15,374.63
Welfare-Public Assistance	10,359.82	CAPITAL DEBT AUTHORIZED, DECEMBER 31, 1988		Transfer From Taxes	2,409.88
Hospitals, Clinics, First Aid		ISSUED AND UNISSUED		Redeemed in 1988	3,384.47
Animal, Insect, & Rodent Control		School	6,797,630	Cancelled, Abated or Adjusted (1988)	
Other Welfare Services		Self-Liquidating		Transfers to Foreclosed Property	
RECREATION and CONSERVATION		Other	7,124,181	Balance December 31, 1988	13,900.04
Beaches and Boardwalks		Total	13,921,811	PROPERTY ACQUIRED BY DEED OR FORECLOSURE	
Parks, Playgrounds, Shade Trees	417,718.28	ISSUED AND OUTSTANDING		Balance January 1, 1988	7,003.00
Land Reclamation & Conservation		School	6,797,630.40	Transfers From Taxes or Liens	
Other Recreational Services	126,469.37	Self-Liquidating		Sale for Cash (1988)	
EDUCATION (excluding schools)		Other	2,957,900.00	Cancelled, Abated or Adjusted (1988)	
Libraries	596,125.00	Total	9,755,530.40	Balance December 31, 1988	7,003.00
Other Educational Services		EQUALIZED VALUATION BASIS		CURRENT FINANCES DECEMBER 31, 1988	
STATUTORY EXPENDITURES		FOR NET DEBT COMPUTATION	1,123,669,270	ASSETS	
Pensions & F. I. C. A.	1,326,650.99	REAL PROPERTY VALUATIONS		Cash Dec. 31, 1988	1,488,924.03
Employee Fringe Benefits	467,566.56	Code Class # of Parcels % VAL'N		Taxes Receivable	487,586.66
Other Statutory Expenditures	5,000.00	1 Vacant Land 84 .24	1,291,700.00	Tax Title Liens	13,900.04
CETA And Other Public Employment Programs		2 Residential 6705 38.61	483,432,600.00	Foreclosed Property	7,003.00
MUNICIPAL FUNCTIONS TOTAL	10,797,729.71	3 Farm		Emergencies & Other Deferred Charges	47,000.00
CAPITAL IMPROVEMENTS *MEMO*	50,000.00	4a Commercial 295 9.02	49,212,100.00	State and Federal Aid Receivable	1,869.95
DEBT SERVICE		4b Industrial 37 1.53	3,628,000.00	Other Receivables	38,040.65
Principal Payments	259,100.00	4c Apartments 8 .55	3,018,000.00	Total	2,084,324.33
Interest Payments	204,685.99	Total 7129	545,582,400.00	LIABILITIES, RESERVES, AND SURPLUS	
DEFERRED CHARGES	105,000.00	Land Area 4.00 Sq. Miles		Cash Liabilities	570,194.06
SCHOOL, COUNTY, SPECIAL DISTRICT TAXES	23,402,024.70	Net Valuation Taxable-Municipal	547,392,000	Reserves for Receivables	546,530.35
RESERVE FOR UNCOLLECTED TAXES	803,325.59	Net Valuation Taxable-County	1,137,393,197	Surplus Dec. 31, 1988	967,599.92
EXPENDITURES TOTAL	35,571,865.99	State Equalized Valuation	1,359,007,074	Total	2,084,324.33
		State Equalization Ratio	40.20		

0116

Population 1980 3,179
 Population 1988 3,803
 S & P Rating
 Moody Rating A1

General Tax Rate Per \$100.

2.20

State Equalized Tax Rate

1.51

MARGATE CITY CITY - ATLANTIC COUNTY**Form of Government:****Commission (1911)****Number of Members on Governing Body - 3****PER CAPITA:**

Gross Debt 1,306.01
 Net Debt 993.12
 Debt Service 227.00
 Total Tax Levy 1,620.30
 Municipal Expenditures 1,101.71

PER CENT:

Gross Debt 1.33
 Net Debt 1.01
 Tax Levy Collected 97.18
 Tax Levy Cancelled, Abated or Adjusted .05

EXPENDITURES		REVENUES-REALIZED		1988 PROPERTY TAX	
GENERAL GOVERNMENT				STATE EQUALIZED TAX RATE \rightarrow .41	
Governing Body & Public Boards	25,000.00	1988 Property Taxes Collected	13,852,445.07	Local District School Taxes	3,850,934.00
Municipal Clerk	24,750.00	1988 Payments in Lieu of Taxes		Regional & Consolidated School Tax	712,458.75
Financial Administration	115,000.00	Delinquent Tax & Lien Collections	434,950.25	School Taxes in Municipal Budget	.08
Assessment of Taxes	189,100.00	Business Personalty Replacement Taxes	55,561.16	County Taxes	.45 *
Collection of Taxes	64,700.00	Taxes from Public Utilities	780,799.00	County Library Taxes	
Planning, Housing & Development	109,327.80	Other Miscellaneous Tax Revenues		Local Municipal Purpose Taxes	.57
Human Resources	15,000.00	State Aid Revenues	244,480.54	Veteran & Senior Citizen Taxes	112,000.00
Elections	793,613.13	Federal Aid Revenues		Total Taxes for Rate Computation	1.51
General Administration (other)		State and Local Fiscal Assistance Act Utilized		Special District Taxes	
JUDICIARY		Sale of Acquired Property		Bank Corp. Taxes	17,119.79
Municipal Courts	77,503.92	Other Miscellaneous Revenues	1,385,264.26	Added and Omitted Taxes	122,980.01
PUBLIC SAFETY		Total	16,753,500.28	Total Taxes Levied - ABSTRACT	14,271,607.83
Fire Protection	1,048,975.00	Prior Years Surplus Appropriated	1,350,000.00	Total Taxes Billed	14,254,488.04
Police Protection	2,200.00	REVENUES	18,103,500.28	1988 TAXES COLLECTED	13,852,445.07
Civil Defense & Disaster Control	195,500.00	Reserve For Uncollected Taxes	776,000.00	1988 Taxes Cancelled, Abated or Adjusted	7,492.50
Environmental Inspection & Control		CAPITAL OUTLAY	1,196,115.06	Transfer to Tax Title Liens or Foreclosed	
Other Public Safety		Total		Balance Outstanding Dec. 31, 1988	394,550.47
PUBLIC WORKS				PRIOR YEARS TAXES OUTSTANDING	
Streets and Drainage	683,674.96	Public Enterprises		Balance January 1, 1988	436,082.87
Sewers and Sewage Processing	14,858.94	Recreation—Culture	19,951.09	Collected in 1988	428,841.14
Garbage and Trash Disposal	713,530.00	Public Works	1,148,035.21	Cancelled, Abated or Adjusted 1988	401.59
Public Buildings and Grounds	50,343.52	Buildings and Grounds	28,128.76	Transfers to Tax Title Liens or Foreclosed	6,840.14
Other Public Works	32,500.00	Library and Education		Balance December 31, 1988	
HEALTH and WELFARE		Conservation		TAX TITLE LIENS OUTSTANDING	
Health Services Except Environmental	150.00	All Other		Balance January 1, 1988	100.65
Welfare-Public Assistance	10,550.00	CAPITAL DEBT AUTHORIZED, DECEMBER 31, 1988		Transfer From Taxes	8,198.61
Hospitals, Clinics, First Aid	1,000.00	ISSUED AND UNISSUED		Redeemed in 1988	6,109.11
Animal, Insect, & Rodent Control	6,000.00	GROSS DEBT		Cancelled, Abated or Adjusted (1988)	10.90
Other Welfare Services		School	2,756,000	Transfers to Foreclosed Property	
RECREATION and CONSERVATION		Self-liquidating		Balance December 31, 1988	2,179.25
Beaches and Boardwalks	173,500.00	Other	8,747,359	PROPERTY ACQUIRED BY DEED OR FORECLOSURE	
Parks, Playgrounds, Shade Trees	79,972.47	Total	11,503,359	Balance January 1, 1988	138,557.00
Land Reclamation & Conservation		ISSUED AND OUTSTANDING		Transfers From Taxes or Liens	
Other Recreational Services	2,000.00	School	2,756,000.00	Sale for Cash (1988)	
EDUCATION (excluding schools)		Self-Liquidating		Cancelled, Abated or Adjusted (1988)	
Libraries	181,449.00	Other	8,438,609.04	Balance December 31, 1988	138,557.00
Other Educational Services		Total	11,194,609.04	CURRENT FINANCES DECEMBER 31, 1988	
STATUTORY EXPENDITURES		EQUALIZED VALUATION BASIS		ASSETS	
Pensions & F. I. C. A.	543,765.00	FOR NET DEBT COMPUTATION	863,244,559	Cash Dec. 31, 1988	4,204,334.68
Employee Fringe Benefits	419,825.00	REAL PROPERTY VALUATIONS		Taxes Receivable	394,550.47
Other Statutory Expenditures	35,000.00	Code Class # of Parcels % VAL'N		Tax Title Liens	2,179.25
CETA And Other Public Employment Programs		1 Vacant Land 662 3.38	21,672,600.00	Foreclosed Property	138,557.50
MUNICIPAL FUNCTIONS		2 Residential 5744 90.02	577,949,500.00	Emergencies & Other Deferred Charges	26,415.15
CAPITAL IMPROVEMENTS	*MEMO*	3 Farm		State and Federal Aid Receivable	136,319.99
DEBT SERVICE		4a Commercial 200 5.10	32,718,000.00	Other Receivables	10,967.08
Principal Payments	1,056,218.32	4b Industrial		Total	4,913,324.12
Interest Payments	943,239.60	4c Apartments 41 1.50	9,659,000.00	LIABILITIES, RESERVES, AND SURPLUS	
TYPE I SCHL DEBT *MEMO	712,458.75	Total 6647	641,999,100.00	Cash Liabilities	2,467,870.24
DEFERRED CHARGES		Land Area 1.40 Sq. Miles		Reserves for Receivables	546,254.30
SCHOOL, COUNTY, SPECIAL DISTRICT TAXES	8,749,794.21	Net Valuation Taxable-Municipal	643,466,691	Surplus Dec. 31, 1988	1,899,199.58
RESERVE FOR UNCOLLECTED TAXES	776,000.00	Net Valuation Taxable-County	880,370,834	Total	4,913,324.12
EXPENDITURES		State Equalized Valuation	937,462,780		
TOTAL	18,453,655.51	State Equalization Ratio	68.59		

1987/3000

* ABOVE DEBT SERVICE INCLUDES TYPE I SCHOOL DEBT

364

*Includes County Health Service Taxes or County Vocational School Taxes. See Table 13.

1328

Population 1980 17,560

Population 1988 28,286

S & P Rating

Moody Rating AAA

General Tax Rate Per \$100.

3.63

State Equalized Tax Rate

1.59

MARLBORO TOWNSHIP — MONMOUTH CO.**Form of Government:****Mayor-Council Plan E****Number of Members on Governing Body — 5****PER CAPITA.**

Gross Debt

1,197.79

Net Debt

396.49

Debt Service

49.33

Total Tax Levy

1,159.97

Municipal Expenditures

360.74

PER CENT:

Gross Debt

2.27

Net Debt

.75

Tax Levy Collected

97.39

Tax Levy Cancelled, Abated

or Adjusted .03

EXPENDITURES		REVENUES-REALIZED		1988 PROPERTY TAX	
GENERAL GOVERNMENT				STATE EQUALIZED TAX RATE	
Governing Body & Public Boards		1988 Property Taxes Collected	32,162,474.96	Local District School Taxes	.67 12,643,330.17
Municipal Clerk		1988 Payments in Lieu of Taxes		Regional & Consolidated School Tax	.34 6,433,764.28
Financial Administration	100,073.00	Delinquent Tax & Lien Collections	593,508.85	School Taxes in Municipal Budget	
Assessment of Taxes	476,990.00	Business Personalty Replacement Taxes	97,438.00	County Taxes	* 7,006,683.65
Collection of Taxes	95,075.00	Taxes from Public Utilities	1,359,655.00	County Library Taxes	.01 261,321.30
Planning, Housing & Development	112,644.00	Other Miscellaneous Tax Revenues		Local Municipal Purpose Taxes	.20 3,873,334.00
Human Resources	86,804.00	State Aid Revenues	276,833.96	Veteran & Senior Citizen Taxes	73,150.00
Elections	195,125.00	Federal Aid Revenues		Total Taxes for Rate Computation	1.59 30,302,483.90
General Administration (other)	916,838.00	State and Local Fiscal Assistance Act Utilized		Special District Taxes	871,370.00
JUDICIARY		Sale of Acquired Property		Bank Corp. Taxes	22,701.74
Municipal Courts	169,604.77	Other Miscellaneous Revenues		Added and Omitted Taxes	1,637,013.93
PUBLIC SAFETY		Total	36,678,110.01	Total Taxes Levied - ABSTRACT	32,310,924.57
Fire Protection	66,737.00	Prior Years Surplus Appropriated	1,600,000.00	Total Taxes Billed	32,855,219.54
Police Protection	2,089,734.04	REVENUES TOTAL	33,278,110.01	1988 TAXES COLLECTED	32,162,474.96
Civil Defense & Disaster Control	1,500.00	Reserve For Uncollected Taxes	716,520.00	1988 Taxes Cancelled, Abated or Adjusted	3,569.70
Environmental Inspection & Control	196,000.00			Transfer to Tax Title Liens or Foreclosed	1,541.36
Other Public Safety				Balance Outstanding Dec. 31, 1988	682,633.02
PUBLIC WORKS		CAPITAL OUTLAY TOTAL	1,919,801.60	PRIOR YEARS TAXES OUTSTANDING	
Streets and Drainage	1,253,797.00	Public Enterprises		Balance January 1, 1988	535,586.65
Sewers and Sewage Processing	66,000.00	Recreation—Culture	133,876.59	Collected in 1988	576,509.54
Garbage and Trash Disposal		Public Works	542,893.21	Cancelled, Abated or Adjusted 1988	725.96
Public Buildings and Grounds	333,909.00	Buildings and Grounds	1,175,372.30	Transfers to Tax Title Liens or Foreclosed	
Other Public Works	72,000.00	Library and Education	17,659.00	Balance December 31, 1988	11,351.15
HEALTH and WELFARE		Conservation		TAX TITLE LIENS OUTSTANDING	
Health Services Except Environmental	3,100.00	All Other		Balance January 1, 1988	55,011.04
Welfare-Public Assistance	19,350.00			Transfer From Taxes	1,541.36
Hospitals, Clinics, First Aid	2,500.00	CAPITAL DEBT AUTHORIZED, DECEMBER 31, 1988		Redeemed in 1988	16,999.31
Animal, Insect, & Rabid Control	12,000.00	ISSUED AND UNISSUED		Cancelled, Abated or Adjusted (1988)	
Other Welfare Services	500.00	School	22,565,779	Transfers to Foreclosed Property	
RECREATION and CONSERVATION		Self-liquidating	100,000	Balance December 31, 1988	39,553.59
Beaches and Boardwalks		Other	11,214,999	PROPERTY ACQUIRED BY DEED OR FORECLOSURE	
Parks, Playgrounds, Shade Trees		Total	33,830,778	Balance January 1, 1988	174,900.00
Land Reclamation & Conservation	184,627.00	ISSUED AND OUTSTANDING		Transfers From Taxes or Liens	
Other Recreational Services	296,969.00	School	22,165,779.54	Sale for Cash (1988)	
EDUCATION (excluding schools)		Self-Liquidating	100,000.00	Cancelled, Abated or Adjusted (1988)	
Libraries	23,550.00	Other	7,742,679.00	Balance December 31, 1988	174,900.00
Other Educational Services		Total	30,008,458.54	CURRENT FINANCES DECEMBER 31, 1988	
STATUTORY EXPENDITURES		EQUALIZED VALUATION BASIS		ASSETS	
Pensions & F. I. C. A.	635,549.00	FOR NET DEBT COMPUTATION	1,491,151,517	Cash Dec. 31, 1988	11,732,473.13
Employee Fringe Benefits	515,533.00	REAL PROPERTY VALUATIONS		Taxes Receivable	693,784.17
Other Statutory Expenditures	25,000.00	Code Class # of Parcels % VAL'N		Tax Title Liens	39,553.59
CETA And Other Public Employment Programs		1 Vacant Land 1386 4.11	33,901,649.00	Foreclosed Property	174,900.00
MUNICIPAL FUNCTIONS TOTAL	8,006,538.31	2 Residential 7404 37.54	722,432,955.00	Emergencies & Other Deferred Charges	554,260.00
CAPITAL IMPROVEMENTS *MEMO*	7,500.00	3 Farm 348 1.27	10,521,986.00	State and Federal Aid Receivable	3,435.11
DEBT SERVICE		4a Commercial 158 4.32	35,657,600.00	Other Receivables	63,432.08
Principal Payments	825,000.00	4b Industrial 32 2.59	21,414,760.00	Total	13,317,038.08
Interest Payments	570,307.13	4c Apartments 3 .16	1,326,000.00	LIABILITIES, RESERVES, AND SURPLUS	
		Total 9331	825,254,950.00	Cash Liabilities	10,524,235.62
DEFERRED CHARGES	85,478.50	Land Area 30.35 Sq. Miles		Reserves for Receivables	971,369.34
SCHOOL, COUNTY, SPECIAL DISTRICT TAXES	27,222,359.90	Net Valuation Taxable-Municipal	531,355,477	Surplus Dec. 31, 1988	1,620,732.62
RESERVE FOR UNCOLLECTED TAXES	716,520.00	Net Valuation Taxable-County	1,345,612,507	Total	13,317,038.08
EXPENDITURES TOTAL	37,426,234.34	State Equalized Valuation	1,891,174,515		
		State Equalization Ratio	43.79		

Population 1980 8,837
 Population 1988 8,566
 S & P Rating A
 Moody Rating A

General Tax Rate Per \$100.

5.66

State Equalized Tax Rate

1.79

MATAWAN BOROUGH - MONMOUTH CO.**Form of Government:****Borough Council****Number of Members on Governing Body - 6****PER CAPITA:**

Grass Debt 1,305.41
 Net Debt 397.54
 Debt Service 48.31
 Total Tax Levy 869.08
 Municipal Expenditures 473.44

PER CENT:

Grass Debt 3.47
 Net Debt 1.06
 Tax Levy Collected 95.51
 Tax Levy Cancelled, Abated or Adjusted .14

EXPENDITURES		REVENUES-REALIZED		1988 PROPERTY TAX	
GENERAL GOVERNMENT				STATE EQUALIZED TAX RATE →	
Governing Body & Public Boards	150.00	1988 Property Taxes Collected		Local District School Taxes	
Municipal Clerk		7,088,154.75		Regional & Consolidated School Tax	1.03
Financial Administration	41,433.60	1988 Payments in Lieu of Taxes		School Taxes in Municipal Budget	
Assessment of Taxes	23,017.34	42,096.10		County Taxes	.33
Collection of Taxes	26,170.00	Delinquent Tax & Lien Collections		County Library Taxes	
Planning, Housing & Development	33,237.00	267,536.20		Local Municipal Purpose Taxes	.42
Human Resources	42,365.00	Business Personality Replacement Taxes		Veteran & Senior Citizen Taxes	
Elections	2,895.00	50,302.43		Total Taxes for Rate Computation	1.78
General Administration (other)	311,158.50	Taxes from Public Utilities		Special District Taxes	
JUDICIARY		1,068,790.00		Bank Corp. Taxes	24,210.33
Municipal Courts	39,570.00	Other Miscellaneous Tax Revenues		Added and Omitted Taxes	230,863.32
PUBLIC SAFETY		211,635.11		Total Taxes Levied - ABSTRACT	7,444,569.09
Fire Protection	107,318.00	Federal Aid Revenues		Total Taxes Billed	7,421,374.99
Police Protection	950,438.00	State and Local Fiscal Assistance Act Utilized		1988 TAXES COLLECTED	7,088,154.75
Civil Defense & Disaster Control	850.00	Sale of Acquired Property		1988 Taxes Cancelled, Abated or Adjusted	10,742.24
Environmental Inspection & Control	33,773.00	Other Miscellaneous Revenues		Transfer to Tax Title Liens or Foreclosed	861.96
Other Public Safety		611,860.57		Balance Outstanding Dec. 31, 1988	313,851.04
PUBLIC WORKS		9,340,375.21		PRIOR YEARS TAXES OUTSTANDING	
Streets and Drainage	336,730.00	190,025.96		Balance January 1, 1988	263,189.19
Sewers and Sewage Processing	323,936.00	REVENUES TOTAL		Collected in 1988	250,988.52
Garbage and Trash Disposal	231,750.00	9,530,401.17		Cancelled, Abated or Adjusted 1988	1,473.19
Public Buildings and Grounds		249,305.00		Transfers to Tax Title Liens or Foreclosed	1,560.26
Other Public Works		1,295,653.63		Balance December 31, 1988	9,167.22
HEALTH and WELFARE		CAPITAL OUTLAY		TAX TITLE LIENS OUTSTANDING	
Health Services Except Environmental	280,288.00	Public Enterprises		Balance January 1, 1988	49,176.44
Welfare-Public Assistance	2,450.00	992,421.30		Transfer From Taxes	10,247.18
Hospitals, Clinics, First Aid		Recreation—Culture		Redeemed in 1988	16,547.68
Animal, Insect, & Radent Control		244.15		Cancelled, Abated or Adjusted (1988)	
Other Welfare Services		209,100.54		Transfers to Foreclosed Property	
RECREATION and CONSERVATION		Buildings and Grounds		Balance December 31, 1988	42,875.94
Beaches and Boardwalks	6,730.00	Library and Education		PROPERTY ACQUIRED BY DEED OR FORECLOSURE	
Parks, Playgrounds, Shade Trees	49,741.65	563.64		Balance January 1, 1988	33,100.00
Land Reclamation & Conservation	50,370.00	Conservation		Transfers From Taxes or Liens	
Other Recreational Services		Capital Debt Authorized, December 31, 1988		Sale for Cash (1988)	
EDUCATION (excluding schools)		ISSUED AND UNISSUED		Cancelled, Abated or Adjusted (1988)	
Libraries	84,828.00	School		Transfers to Foreclosed Property	
Other Educational Services	15,250.00	Self-Liquidating		Balance December 31, 1988	
STATUTORY EXPENDITURES		Other		CURRENT FINANCES DECEMBER 31, 1988	
Pensions & F. I. C. A.	180,733.21	Total		ASSETS	
Employee Fringe Benefits	170,303.00	Capital Debt Authorized, December 31, 1988		Cash Dec. 31, 1988	632,031.64
Other Statutory Expenditures		ISSUED AND UNISSUED		Taxes Receivable	323,018.26
CETA And Other Public Employment Programs		School		Tax Title Liens	42,875.94
MUNICIPAL FUNCTIONS		Self-Liquidating		Foreclosed Property	33,100.00
CAPITAL IMPROVEMENTS		Other		Emergencies & Other Deferred Charges	128,983.38
DEBT SERVICE		Total		State and Federal Aid Receivable	1,085.02
Principal Payments	265,000.00	Equalized Valuation Basis		Other Receivables	19,336.48
Interest Payments	143,317.32	FOR NET DEBT COMPUTATION		Total	1,180,430.72
DEFERRED CHARGES		REAL PROPERTY VALUATIONS		LIABILITIES, RESERVES, AND SURPLUS	
SCHOOL, COUNTY, SPECIAL DISTRICT TAXES	41,748.79	Code Class # of Parcels % VAL'N		Cash Liabilities	377,043.72
RESERVE FOR UNCOLLECTED TAXES	249,305.00	1 Vacant Land 337 2.50		Reserves for Receivables	418,330.68
EXPENDITURES		2 Residential 2069 76.51		Surplus Dec. 31, 1988	385,056.32
		3 Farm		Total	1,180,430.72
		4a Commercial 136 11.40			
		4b Industrial 9 1.51			
		4c Apartments 16 8.09			
		Total 2567			
		Land Area 2.26 Sq. Miles			
		Net Valuation Taxable-Municipal			
		Net Valuation Taxable-County			
		State Equalized Valuation			
		State Equalization Ratio			

0609
Population 1980 4,577
Population 1988 6,393
S & P Rating
Moody Rating

General Tax Rate Per \$100. 4.13
State Equalized Tax Rate 2.91

MAURICE RIVER TWP. - CUMBERLAND CO.
Form of Government:
Township Committee
Number of Members on Governing Body - 3

PER CAPITA:
Gross Debt 7.35
Net Debt
Debt Service
Total Tax Levy 427.44
Municipal Expenditures 302.26
PER CENT
Gross Debt .06
Net Debt
Tax Levy Collected 82.20
Tax Levy Cancelled, Abated or Adjusted .73

EXPENDITURES		REVENUES-REALIZED		1988 PROPERTY TAX	
GENERAL GOVERNMENT				STATE EQUALIZED TAX RATE →	
Governing Body & Public Boards	14,400.00	1988 Property Taxes Collected	2,252,256.19	Local District School Taxes	1.40 1,235,395.00
Municipal Clerk	13,800.00	1988 Payments in Lieu of Taxes		Regional & Consolidated School Tax	
Financial Administration	49,800.00	Delinquent Tax & Lien Collections	319,469.34	School Taxes in Municipal Budget	
Assessment of Taxes	30,350.00	Business Personality Replacement Taxes	59,275.60	County Taxes	1.06 * 976,591.67
Collection of Taxes	30,050.00	Taxes from Public Utilities	366,556.00	County Library Taxes	
Planning, Housing & Development	33,660.00	Other Miscellaneous Tax Revenues		Local Municipal Purpose Taxes	.44 409,000.00
Human Resources	10,900.00	State Aid Revenues	338,344.18	Veteran & Senior Citizen Taxes	59,850.00
Elections	2,500.00	Federal Aid Revenues		Total Taxes for Rate Computation	2.90 2,730,936.67
General Administration (other)	246,231.00	State and Local Fiscal Assistance Act Utilized		Special District Taxes	45,413.05
JUDICIARY		Sale of Acquired Property		Bank Corp. Taxes	
Municipal Courts	42,975.00	Other Miscellaneous Revenues	209,400.17	Added and Omitted Taxes	18,333.83
PUBLIC SAFETY		Total	3,545,301.48	Total Taxes Levied - ABSTRACT	2,734,733.55
Fire Protection	17,393.87	Prior Years Surplus Appropriated	435,502.23	Total Taxes Billed	2,740,017.12
Police Protection	14,000.00	REVENUES TOTAL	3,980,803.71	1988 TAXES COLLECTED	2,252,256.19
Civil Defense & Disaster Control	5,418.00	Reserve For Uncollected Taxes	485,000.00	1988 Taxes Cancelled, Abated or Adjusted	20,000.00
Environmental Inspection & Control	32,533.00			Transfer to Tax Title Liens or Foreclosed	135,000.00
Other Public Safety				Balance Outstanding Dec. 31, 1988	332,760.93
PUBLIC WORKS		CAPITAL OUTLAY TOTAL	30,000.00	PRIOR YEARS TAXES OUTSTANDING	
Streets and Drainage	536,023.00	Public Enterprises		Balance January 1, 1988	277,014.75
Sewers and Sewage Processing		Recreation—Culture		Collected in 1988	247,816.20
Garbage and Trash Disposal	141,965.00	Public Works	30,000.00	Cancelled, Abated or Adjusted 1988	3,695.57
Public Buildings and Grounds	6,100.00	Buildings and Grounds		Transfers to Tax Title Liens or Foreclosed	23,028.46
Other Public Works	7,000.00	Library and Education		Balance December 31, 1988	2,474.52
HEALTH and WELFARE		Conservation		TAX TITLE LIENS OUTSTANDING	
Health Services Except Environmental	125.00	All Other		Balance January 1, 1988	606,765.63
Welfare-Public Assistance	5,798.00	CAPITAL DEBT AUTHORIZED, DECEMBER 31, 1988		Transfer From Taxes	160,528.46
Hospitals, Clinics, First Aid		ISSUED AND UNISSUED GROSS DEBT NET DEBT		Redeemed in 1988	71,653.14
Animal, Insect, & Rodent Control	18,378.29	School 47,000		Cancelled, Abated or Adjusted (1988)	
Other Welfare Services		Self-liquidating		Transfers to Foreclosed Property	
RECREATION and CONSERVATION		Other		Balance December 31, 1988	695,340.95
Beaches and Boardwalks		Total 47,000		PROPERTY ACQUIRED BY DEED OR FORECLOSURE	
Parks, Playgrounds, Shade Trees		ISSUED AND OUTSTANDING		Balance January 1, 1988	220,766.57
Land Reclamation & Conservation	21,800.00	School 47,000.00		Transfers From Taxes or Liens	
Other Recreational Services	4,500.00	Self-liquidating		Sale for Cash (1988)	
EDUCATION (excluding schools)		Other		Cancelled, Abated or Adjusted (1988)	
Libraries	1,600.00	Total 47,000.00		Balance December 31, 1988	220,766.57
Other Educational Services		EQUALIZED VALUATION BASIS		CURRENT FINANCES DECEMBER 31, 1988	
STATUTORY EXPENDITURES		FOR NET DEBT COMPUTATION	79,935,027	ASSETS	
Pensions & F. I. C. A.	52,800.00	REAL PROPERTY VALUATIONS		Cash Dec. 31, 1988	1,413,525.24
Employee Fringe Benefits	90,226.00	Code Class # of Parcels % VAL'N		Taxes Receivable	335,235.45
Other Statutory Expenditures	5,000.00	1 Vacant Land 3272 26.10	16,504,102.00	Tax Title Liens	695,340.95
CETA And Other Public Employment Programs		2 Residential 1300 57.37	36,591,832.00	Foreclosed Property	220,766.57
MUNICIPAL FUNCTIONS TOTAL	1,435,876.16	3 Farm 150 4.56	2,830,143.00	Emergencies & Other Deferred Charges	26,128.31
CAPITAL IMPROVEMENTS *MEMO*	10,000.00	4a Commercial 54 3.24	2,048,050.00	State and Federal Aid Receivable	
DEBT SERVICE		4b Industrial 23 8.24	5,211,971.00	Other Receivables	4,707.58
Principal Payments		4c Apartments		Total	2,696,204.60
Interest Payments		Total 4799	63,236,098.00	LIABILITIES, RESERVES, AND SURPLUS	
DEFERRED CHARGES	13,000.00	Land Area 94.70 Sq. Miles		Cash Liabilities	792,872.09
SCHOOL, COUNTY, SPECIAL DISTRICT TAXES	2,307,399.72	Net Valuation Taxable-Municipal	64,800,698	Reserves for Receivables	1,256,550.55
RESERVE FOR UNCOLLECTED TAXES	485,000.00	Net Valuation Taxable-County	82,757,763	Surplus Dec. 31, 1988	646,781.96
EXPENDITURES TOTAL	4,241,275.88	State Equalized Valuation	91,286,646	Total	2,696,204.60
		State Equalization Ratio	70.48		

0234

Population 1980 9,395
 Population 1988 9,631
 S & P Rating
 Moody Rating A1

General Tax Rate Per \$100. 1.44
 State Equalized Tax Rate 1.30

MAYWOOD BOROUGH - BERGEN COUNTY

Form of Government:

Borough Council

Number of Members on Governing Body - 6

PER CAPITA:

Gross Debt 232.16
 Net Debt 145.54
 Debt Service 24.46
 Total Tax Levy 1,021.44
 Municipal Expenditures 576.72

PER CENT:

Gross Debt .36
 Net Debt .22
 Tax Levy Collected 98.74
 Tax Levy Cancelled, Abated or Adjusted .27

EXPENDITURES		REVENUES-REALIZED		1988 PROPERTY TAX	
GENERAL GOVERNMENT				STATE EQUALIZED TAX RATE	
Governing Body & Public Boards		1988 Property Taxes Collected	9,711,294.25	Local District School Taxes	.60
Municipal Clerk		1988 Payments in Lieu of Taxes	69,800.88	Regional & Consolidated School Tax	
Financial Administration	37,301.00	Delinquent Tax & Lien Collections	62,161.00	School Taxes in Municipal Budget	
Assessment of Taxes	27,700.00	Business Personalty Replacement Taxes	158,801.04	County Taxes	.22
Collection of Taxes	49,739.00	Taxes from Public Utilities	718,280.00	County Library Taxes	
Planning, Housing & Development	7,860.00	Other Miscellaneous Tax Revenues		Local Municipal Purpose Taxes	.48
Human Resources	53,100.00	State Aid Revenues	133,896.23	Veteran & Senior Citizen Taxes	
Elections		Federal Aid Revenues		Total Taxes for Rate Computation	1.30
General Administration (other)	581,475.54	State and Local Fiscal Assistance Act Utilized	3,390.38	Special District Taxes	
JUDICIARY		Sale of Acquired Property		Bank Corp. Taxes	15,836.40
Municipal Courts	78,168.82	Other Miscellaneous Revenues	466,848.21	Added and Omitted Taxes	9,212.76
PUBLIC SAFETY		Total	11,324,471.99	Total Taxes Levied - ABSTRACT	9,837,505.43
Fire Protection	153,902.16	Prior Years Surplus Appropriated	400,000.00	Total Taxes Billed	9,835,217.59
Police Protection	1,203,437.75	REVENUES TOTAL	11,724,471.99	1988 TAXES COLLECTED	9,711,294.25
Civil Defense & Disaster Control	1,450.00	Reserve For Uncollected Taxes	144,851.34	1988 Taxes Cancelled, Abated or Adjusted	26,857.34
Environmental Inspection & Control	87,610.37	CAPITAL OUTLAY TOTAL	221,360.37	Transfer to Tax Title Liens or Foreclosed	
Other Public Safety	1,400.00			Balance Outstanding Dec. 31, 1988	97,066.00
PUBLIC WORKS		Public Enterprises	18,384.00	PRIOR YEARS TAXES OUTSTANDING	
Streets and Drainage	423,848.04	Recreation—Culture		Balance January 1, 1988	62,181.37
Sewers and Sewage Processing	554,039.01	Public Works	55,347.04	Collected in 1988	62,161.00
Garbage and Trash Disposal	1,029,812.14	Buildings and Grounds	123,646.15	Cancelled, Abated or Adjusted 1988	
Public Buildings and Grounds	79,421.00	Library and Education	23,983.18	Transfers to Tax Title Liens or Foreclosed	
Other Public Works	25,300.00	Conservation		Balance December 31, 1988	20.37
HEALTH and WELFARE		All Other		TAX TITLE LIENS OUTSTANDING	
Health Services Except Environmental	44,565.16	CAPITAL DEBT AUTHORIZED, DECEMBER 31, 1988		Balance January 1, 1988	6,286.48
Welfare-Public Assistance	17,200.00	ISSUED AND UNISSUED	GROSS DEBT	Transfer From Taxes	
Hospitals, Clinics, First Aid		School	800,000	Redeemed in 1988	
Animal, Insect, & Rodent Control		Self-Liquidating	34,200	Cancelled, Abated or Adjusted (1988)	
Other Welfare Services	300.00	Other	1,401,743	Transfers to Foreclosed Property	
RECREATION and CONSERVATION		Total	2,235,943	Balance December 31, 1988	6,286.48
Beaches and Boardwalks		ISSUED AND OUTSTANDING		PROPERTY ACQUIRED BY DEED OR FORECLOSURE	
Parks, Playgrounds, Shade Trees	18,492.00	School	800,000.00	Balance January 1, 1988	294,419.00
Land Reclamation & Conservation	41,293.65	Self-Liquidating	34,200.00	Transfers From Taxes or Liens	
Other Recreational Services	45,863.45	Other	1,164,350.00	Sale for Cash (1988)	
EDUCATION (excluding schools)		Total	1,998,550.00	Cancelled, Abated or Adjusted (1988)	
Libraries	233,735.00	EQUALIZED VALUATION BASIS		Balance December 31, 1988	294,419.00
Other Educational Services		FOR NET DEBT COMPUTATION	624,653,053	CURRENT FINANCES DECEMBER 31, 1988	
STATUTORY EXPENDITURES		REAL PROPERTY VALUATIONS		ASSETS	
Pensions & F. I. C. A.	301,433.73	Code Class # of Parcels % VAL'N	ASSESSED VALUATION	Cash Dec. 31, 1988	1,849,803.00
Employee Fringe Benefits	35,008.00	1 Vacant Land 62 .57	3,880,600.00	Taxes Receivable	97,086.37
Other Statutory Expenditures		2 Residential 2747 79.94	544,229,000.00	Tax Title Liens	6,286.48
CETA And Other Public Employment Programs	5,143,660.82	3 Farm		Foreclosed Property	294,419.00
MUNICIPAL FUNCTIONS TOTAL		4a Commercial 98 7.13	48,570,600.00	Emergencies & Other Deferred Charges	67,357.00
CAPITAL IMPROVEMENTS *MEMO*		4b Industrial 26 9.23	62,799,900.00	State and Federal Aid Receivable	25,291.00
DEBT SERVICE		4c Apartments 11 3.13	21,274,700.00	Other Receivables	19,116.15
Principal Payments	173,000.00	Total	680,754,800.00	Total	2,359,359.00
Interest Payments	62,595.53	Land Area 1.30 Sq. Miles		LIABILITIES, RESERVES, AND SURPLUS	
DEFERRED CHARGES		Net Valuation Taxable-Municipal	682,361,446	Cash Liabilities	1,608,738.00
SCHOOL, COUNTY, SPECIAL DISTRICT TAXES	6,194,744.27	Net Valuation Taxable-County	665,392,210	Reserves for Receivables	416,908.00
RESERVE FOR UNCOLLECTED TAXES	144,851.34	State Equalized Valuation	754,987,345	Surplus Dec. 31, 1988	333,713.00
EXPENDITURES TOTAL		State Equalization Ratio	90.36	Total	2,359,359.00
	11,749,105.74				

0320
Population 1980 17,622
Population 1988 20,786
S & P Rating
Moody Rating A1

General Tax Rate Per \$100. 1.57
State Equalized Tax Rate 1.71

MEDFORD TOWNSHIP - BURLINGTON CO.
Form of Government:
Council-Manager Plan E (OMCL 50)
Number of Members on Governing Body - 5

PER CAPITA:
Gross Debt 1,341.44
Net Debt 231.36
Debt Service 25.38
Total Tax Levy 964.63
Municipal Expenditures 345.42
PER CENT:
Gross Debt 3.07
Net Debt .53
Tax Levy Collected 95.65
Tax Levy Cancelled, Abated or Adjusted .75

EXPENDITURES		REVENUES-REALIZED		1988 PROPERTY TAX	
GENERAL GOVERNMENT				STATE EQUALIZED TAX RATE →	
Governing Body & Public Boords	17,825.00	1988 Property Taxes Collected	19,150,619.00	Local District School Taxes .68	7,726,944.38
Municipal Clerk	70,927.00	1988 Payments in Lieu of Taxes	5,360.00	Regional & Consolidated School Tax .33	3,755,813.95
Financial Administration	131,262.00	Delinquent Tax & Lien Collections	514,719.00	School Taxes in Municipal Budget	
Assessment of Taxes	74,793.00	Business Personalty Replacement Taxes	37,656.00	County Taxes .47	5,283,153.97
Collection of Taxes	50.00	Taxes from Public Utilities	1,359,911.00	County Library Taxes .03	299,767.73
Planning, Hausing & Development	248,966.00	Other Miscellaneous Tax Revenues		Local Municipal Purpose Taxes .21	2,362,400.00
Human Resources	36,312.00	State Aid Revenues	124,014.00	Veteran & Senior Citizen Taxes	86,460.00
Elections		Federal Aid Revenues		Total Taxes for Rate Computation 1.72	19,514,540.03
General Administration (other)	554,252.00	State and Local Fiscal Assistance Act Utilized		Special District Taxes	
JUDICIARY		Sole of Acquired Property		Bank Corp Taxes	30,349.00
Municipal Courts	68,020.00	Other Miscellaneous Revenues	1,393,332.00	Added and Omitted Taxes	591,956.00
PUBLIC SAFETY		Total	22,636,111.00	Total Taxes Levied - ABSTRACT	20,050,885.03
Fire Protection	89,192.00	Prior Years Surplus Appropriated	1,800,000.00	Total Taxes Billed	20,022,508.00
Police Protection	1,475,976.00	REVENUES TOTAL	24,436,111.00	1988 TAXES COLLECTED	19,150,619.00
Civil Defense & Disaster Control	6,000.00	Reserve For Uncollected Taxes	1,169,364.00	1988 Taxes Cancelled, Abated or Adjusted	150,561.00
Environmental Inspection & Control	123,776.00	CAPITAL OUTLAY TOTAL	4,245,677.00	Transfer to Tax Title Liens or Foreclosed	11,028.00
Other Public Safety				Balance Outstanding Dec. 31, 1988	710,240.00
PUBLIC WORKS				PRIOR YEARS TAXES OUTSTANDING	
Streets and Drainage	543,556.00	Public Enterprises	3,819,822.00	Balance January 1, 1988	518,977.00
Sewers and Sewage Processing		Recreation—Culture	7,266.00	Collected in 1988	513,309.00
Gorbage and Trash Disposal	926,094.00	Public Works	211,844.00	Cancelled, Abated or Adjusted 1988	5,321.00
Public Buildings and Grounds	162,748.00	Buildings and Grounds	206,521.00	Transfers to Tax Title Liens or Foreclosed	347.00
Other Public Works		Library and Education	224.00	Balance December 31, 1988	
HEALTH and WELFARE		Conservation		TAX TITLE LIENS OUTSTANDING	
Health Services Except Environmental	4,000.00	All Other		Balance January 1, 1988	33,670.00
Welfare-Public Assistance	5,539.00	CAPITAL DEBT AUTHORIZED, DECEMBER 31, 1988		Transfer From Taxes	11,515.00
Hospitals, Clinics, First Aid		ISSUED AND UNISSUED		Redeemed in 1988	1,410.00
Animal, Insect, & Rodent Control		School	12,055,629	Cancelled, Abated or Adjusted (1988)	
Other Welfare Services		Self-liquidating	11,018,400	Transfers to Foreclosed Property	
RECREATION and CONSERVATION		Other	4,809,141	Balance December 31, 1988	43,775.00
Beaches and Boardwalks	13,675.00	Total	27,883,170	PROPERTY ACQUIRED BY DEED OR FORECLOSURE	
Parks, Playgrounds, Shade Trees	76,894.00	ISSUED AND OUTSTANDING		Balance January 1, 1988	88,100.00
Land Reclamation & Conservation	1,460.00	School	8,020,630.71	Transfers From Taxes or Liens	
Other Recreational Services	157,276.00	Self-Liquidating	9,015,000.00	Sole for Cosh (1988)	
EDUCATION (excluding schools)		Other	4,805,341.00	Cancelled, Abated or Adjusted (1988)	
Libraries	3,000.00	Total	21,840,971.71	Balance December 31, 1988	38,100.00
Other Educational Services	735.00	EQUALIZED VALUATION BASIS		CURRENT FINANCES DECEMBER 31, 1988	
STATUTORY EXPENDITURES		FOR NET DEBT COMPUTATION	908,570,764	ASSETS	
Pensions & F. I. C. A.	407,606.00	REAL PROPERTY VALUATIONS		Cash Dec. 31, 1988	7,540,363.00
Employee Fringe Benefits	198,835.00	Code Class # of Parcels % VAL'N		Taxes Receivable	710,240.00
Other Statutory Expenditures	100.00	1 Vacant Land 1004 5.73	71,061,700.00	Tax Title Liens	43,775.00
CETA And Other Public Employment Programs		2 Residential 5347 80.68	991,134,900.00	Foreclosed Property	88,100.00
MUNICIPAL FUNCTIONS TOTAL	5,403,919.00	3 Farm 327 1.64	20,217,300.00	Emergencies & Other Deferred Charges	81,000.00
CAPITAL IMPROVEMENTS *MEMO*	50,000.00	4a Commercial 241 8.98	110,340,300.00	State and Federal Aid Receivable	
DEBT SERVICE		4b Industrial 9 .35	10,466,600.00	Other Receivables	25,172.00
Principal Payments	345,160.00	4c Apartments 5 2.06	25,274,800.00	Total	9,489,150.00
Interest Payments	182,377.00	Total 7433	1,229,495,600.00	LIABILITIES, RESERVES, AND SURPLUS	
DEFERRED CHARGES	74,027.00	Land Area 40.29 Sq. Miles		Cash Liabilities	5,368,163.00
SCHOOL, COUNTY, SPECIAL DISTRICT TAXES	17,065,630.03	Net Valuation Taxable-Municipal	1,236,040,234	Reserves for Receivables	867,287.00
RESERVE FOR UNCOLLECTED TAXES	1,169,364.00	Net Valuation Taxable-County	895,881,627	Surplus Dec. 31, 1988	2,253,695.00
EXPENDITURES TOTAL	24,245,547.03	State Equalized Valuation	1,136,157,955	Total	8,489,150.00
		State Equalization Ratio	108.85		

0321

Population 1980 4,958

Population 1988 4,974

S & P Rating

Moody Rating

General Tax Rate Per \$100.

3.24

State Equalized Tax Rate

2.09

MEDFORD LAKES BORO. - BURLINGTON CO.**Form of Government:****Council-Manager (1923)****Number of Members on Governing Body - 3****PER CAPITA:**

Gross Debt 652.04

Net Debt 359.20

Debt Service 69.55

Total Tax Levy 858.01

Municipal Expenditures 366.04

PER CENT:

Gross Debt 1.88

Net Debt 1.04

Tax Levy Collected 98.22

Tax Levy Cancelled, Abated
or Adjusted

EXPENDITURES		REVENUES-REALIZED		1988 PROPERTY TAX	
GENERAL GOVERNMENT				STATE EQUALIZED TAX RATE	
Governing Body & Public Boards		1988 Property Taxes Collected	4,174,777.38	Local District School Taxes	.69 1,388,595.00
Municipal Clerk		1988 Payments in Lieu of Taxes		Regional & Consolidated School Tax	.39 790,485.77
Financial Administration	13,526.44	Delinquent Tax & Lien Collections	30,190.26	School Taxes in Municipal Budget	
Assessment of Taxes	10,600.00	Business Personalty Replacement Taxes	6,492.34	County Taxes	.50 1,006,928.43
Collection of Taxes	2,600.00	Taxes from Public Utilities	224,432.00	County Library Taxes	.03 57,132.29
Planning, Housing & Development	14,700.00	Other Miscellaneous Tax Revenues		Local Municipal Purpose Taxes	.49 994,898.76
Human Resources		State Aid Revenues	48,476.76	Veteran & Senior Citizen Taxes	
Elections		Federal Aid Revenues		Total Taxes for Rate Computation	2.10 4,270,190.25
General Administration (other)	295,427.67	State and Local Fiscal Assistance Act Utilized	340.00	Special District Taxes	
JUDICIARY		Sale of Acquired Property		Bank Corp. Taxes	18,135.64
Municipal Courts	23,900.00	Other Miscellaneous Revenues	339,688.51	Added and Omitted Taxes	11,544.97
PUBLIC SAFETY		Total	4,874,397.75	Total Taxes Levied - A8STRACT	4,267,720.86
Fire Protection	20,409.16	Prior Years Surplus Appropriated	179,800.00	Total Taxes Billed	4,250,540.86
Police Protection	337,752.37	REVENUES	5,054,197.75	1988 TAXES COLLECTED	4,174,777.38
Civil Defense & Disaster Control	500.00	Reserve For Uncollected Taxes	127,596.96	1988 Taxes Cancelled, Abated or Adjusted	
Environmental Inspection & Control	18,800.00	CAPITAL OUTLAY	400,698.59	Transfer to Tax Title Liens or Foreclosed	3,195.34
Other Public Safety		TOTAL		Balance Outstanding Dec. 31, 1988	72,568.14
PUBLIC WORKS				PRIOR YEARS TAXES OUTSTANDING	
Streets and Drainage	247,600.00	Public Enterprises		Balance January 1, 1988	79,827.26
Sewers and Sewage Processing		Recreation—Culture		Collected in 1988	79,827.26
Garbage and Trash Disposal	151,507.17	Public Works	206,368.72	Cancelled, Abated or Adjusted 1988	
Public Buildings and Grounds	14,000.00	Buildings and Grounds	194,329.87	Transfers to Tax Title Liens or Foreclosed	
Other Public Works	9,938.04	Library and Education		Balance December 31, 1988	
HEALTH and WELFARE		Conservation		TAX TITLE LIENS OUTSTANDING	
Health Services Except Environmental	100.00	All Other		Balance January 1, 1988	15,186.62
Welfare-Public Assistance	1,250.00	CAPITAL DEBT AUTHORIZED, DECEMBER 31, 1988		Transfer From Taxes	3,195.34
Hospitals, Clinics, First Aid		ISSUED AND UNISSUED		Redeemed in 1988	363.00
Animal, Insect, & Rodent Control		GROSS DEBT		Cancelled, Abated or Adjusted (1988)	
Other Welfare Services		School	1,159,483	Transfers to Foreclosed Property	
RECREATION and CONSERVATION		Self-liquidating	297,100	Balance December 31, 1988	18,018.96
Beaches and Boardwalks		Other	1,786,650	PROPERTY ACQUIRED BY DEED OR	
Parks, Playgrounds, Shade Trees		Total	3,243,233	FORECLOSURE	
Land Reclamation & Conservation		ISSUED AND OUTSTANDING		Balance January 1, 1988	
Other Recreational Services		School	394,407.27	Transfers From Taxes or Liens	
EDUCATION (excluding schools)		Self-Liquidating	297,100.00	Sale for Cash (1988)	
Libraries		Other	1,629,900.00	Cancelled, Abated or Adjusted (1988)	
Other Educational Services	1,900.00	Total	2,321,407.27	Balance December 31, 1988	
STATUTORY EXPENDITURES		EQUALIZED VALUATION BASIS		CURRENT FINANCES DECEMBER 31, 1988	
Pensions & F. I. C. A.	112,134.29	FOR NET DEBT COMPUTATION	172,274.002	ASSETS	
Employee Fringe Benefits	68,312.17	REAL PROPERTY VALUATIONS		Cash Dec. 31, 1988	1,325,914.29
Other Statutory Expenditures	1,000.00	Code Class # of Parcels % VAL'N		Taxes Receivable	72,568.14
CETA And Other Public Employment Programs		1 Vacant Land 48 .37	486,600.00	Tax Title Liens	18,018.96
MUNICIPAL FUNCTIONS		2 Residential 1526 97.79	127,316,550.00	Foreclosed Property	
CAPITAL IMPROVEMENTS	* MEMO *	3 Farm		Emergencies & Other Deferred Charges	
DEBT SERVICE		4a Commercial 16 1.83	2,387,200.00	State and Federal Aid Receivable	
Principal Payments	206,100.00	4b Industrial		Other Receivables	47,302.88
Interest Payments	139,837.00	4c Apartments		Total	1,463,804.27
DEFERRED CHARGES		Total 1590	130,190,350.00	LIABILITIES, RESERVES, AND SURPLUS	
SCHOOL, COUNTY, SPECIAL DISTRICT TAXES	1,116.60	Land Area 1.25 Sq. Miles		Cash Liabilities	875,727.79
RESERVE FOR UNCOLLECTED TAXES	3,243,141.49	Net Valuation Taxable-Municipal	130,671,886	Reserves for Receivables	137,889.98
EXPENDITURES		Net Valuation Taxable-County	170,744,761	Surplus Dec. 31, 1988	450,186.50
TOTAL	5,063,799.86	State Equalized Valuation	201,921,038	Total	1,463,804.27
		State Equalization Ratio	64.63		

1418

Population 1980 4,899
 Population 1988 5,163
 S & P Rating
 Moody Rating AA

General Tax Rate Per \$100.

4.61

State Equalized Tax Rate

1.43

MENDHAM BOROUGH - MORRIS COUNTY**Form of Government:****Borough Council****Number of Members on Governing Body - 6****PER CAPITA:**

Gross Debt 1,334.14
 Net Debt 335.23
 Debt Service 75.49
 Total Tax Levy 1,513.03
 Municipal Expenditures 582.17

PER CENT:

Gross Debt 1.53
 Net Debt .33
 Tax Levy Collected 93.19
 Tax Levy Cancelled, Abated or Adjusted .71

EXPENDITURES		REVENUES-REALIZED		1988 PROPERTY TAX	
GENERAL GOVERNMENT				STATE EQUALIZED TAX RATE → .47	
Governing Body & Public Boards		1988 Property Taxes Collected	7,673,501.07	Local District School Taxes	2,538,355.75
Municipal Clerk		1988 Payments in Lieu of Taxes		Regional & Consolidated School Tax	2,677,561.36
Financial Administration	43,850.00	Delinquent Tax & Lien Collections	118,050.87	School Taxes in Municipal Budget	
Assessment of Taxes	135,419.00	Business Personality Replacement Taxes	47,001.72	County Taxes	1,271,212.00
Collection of Taxes	25,750.00	Taxes from Public Utilities	364,335.00	County Library Taxes	29,940.49
Planning, Housing & Development	13,730.00	Other Miscellaneous Tax Revenues		Local Municipal Purpose Taxes	1,229,693.00
Human Resources	10,169.00	State Aid Revenues	47,665.48	Veteran & Senior Citizen Taxes	23,400.00
Elections		Federal Aid Revenues		Total Taxes for Rate Computation	7,770,262.60
General Administration (other)	275,316.00	State and Local Fiscal Assistance Act Utilized		Special District Taxes	
JUDICIARY		Sale of Acquired Property		Bank Corp Taxes	
Municipal Courts	28,946.00	Other Miscellaneous Revenues	592,485.75	Added and Omitted Taxes	65,166.96
PUBLIC SAFETY		Total	8,343,559.89	Total Taxes Levied - ABSTRACT	7,812,029.56
Fire Protection	61,635.23	Prior Years Surplus Appropriated	720,000.00	Total Taxes Billed	7,815,322.31
Police Protection	593,059.93	REVENUES TOTAL	9,563,559.89	1988 TAXES COLLECTED	7,673,501.07
Civil Defense & Disaster Control	725.00	Reserve For Uncollected Taxes	357,742.00	1988 Taxes Cancelled, Abated or Adjusted	55,174.59
Environmental Inspection & Control	162,074.00	CAPITAL OUTLAY TOTAL	2,562,976.98	Transfer to Tax Title Liens or Foreclosed	
Other Public Safety		Public Enterprises	2,335,493.38	Balance Outstanding Dec. 31, 1988	86,646.65
PUBLIC WORKS		Recreation—Culture		PRIOR YEARS TAXES OUTSTANDING	
Streets and Drainage	291,509.63	Public Works	10,719.75	Balance January 1, 1988	118,101.22
Sewers and Sewage Processing		Buildings and Grounds	216,763.85	Collected in 1988	118,050.87
Garbage and Trash Disposal		Library and Education		Cancelled, Abated or Adjusted 1988	
Public Buildings and Grounds	90,453.00	Conservation		Transfers to Tax Title Liens or Foreclosed	
Other Public Works	14,940.32	All Other		Balance December 31, 1988	50.35
HEALTH and WELFARE		CAPITAL DEBT AUTHORIZED, DECEMBER 31, 1988		TAX TITLE LIENS OUTSTANDING	
Health Services Except Environmental	20,360.00	ISSUED AND UNISSUED		Balance January 1, 1988	
Welfare-Public Assistance	2,262.00	School	501,358	Transfer From Taxes	
Hospitals, Clinics, First Aid		Self-liquidating	4,656,000	Redeemed in 1988	
Animal, Insect, & Rodent Control	7,000.00	Other	1,730,800	Cancelled, Abated or Adjusted (1988)	
Other Welfare Services		Total	6,888,158	Transfers to Foreclosed Property	
RECREATION and CONSERVATION		ISSUED AND OUTSTANDING		Balance December 31, 1988	
Beaches and Boardwalks		School	501,358.16	PROPERTY ACQUIRED BY DEED OR	
Parks, Playgrounds, Shade Trees	49,947.00	Self-liquidating	3,656,000.00	FORECLOSURE	
Land Reclamation & Conservation	127,050.00	Other	1,535,800.00	Balance January 1, 1988	2,900.00
Other Recreational Services	16,800.00	Total	5,693,153.16	Transfers From Taxes or Liens	
EDUCATION (excluding schools)		EQUALIZED VALUATION BASIS		Sale for Cash (1988)	
Libraries	15,000.00	FOR NET DEBT COMPUTATION	450,311,715	Cancelled, Abated or Adjusted (1988)	
Other Educational Services		REAL PROPERTY VALUATIONS		Balance December 31, 1988	2,900.00
STATUTORY EXPENDITURES		Code Class # of Parcels % VAL'N	ASSESSED VALUATION	CURRENT FINANCES DECEMBER 31, 1988	
Pensions & F. I. C. A.	163,035.00	1 Vacant Land 72 2.10	3,502,900.00	ASSETS	
Employee Fringe Benefits	84,578.00	2 Residential 1541 85.23	142,277,000.00	Cash Dec. 31, 1988	3,809,007.34
Other Statutory Expenditures	200.00	3 Farm 79 3.44	5,729,750.00	Taxes Receivable	86,697.00
CETA And Other Public Employment Programs		4a Commercial 72 8.94	14,923,100.00	Tax Title Liens	
MUNICIPAL FUNCTIONS TOTAL	2,243,879.21	4b Industrial		Foreclosed Property	2,900.00
CAPITAL IMPROVEMENTS *MEMO*		4c Apartments 4 .30	498,200.00	Emergencies & Other Deferred Charges	127,420.48
DEBT SERVICE		Total 1768	166,930,950.00	State and Federal Aid Receivable	927.50
Principal Payments	265,700.00	Land Area 6.00 Sq. Miles		Other Receivables	5,573.40
Interest Payments	124,039.45	Net Valuation Taxable-Municipal	168,116,163	Total	4,032,525.72
DEFERRED CHARGES	14,370.48	Net Valuation Taxable-County	541,537,149	LIABILITIES, RESERVES, AND SURPLUS	
SCHOOL, COUNTY, SPECIAL DISTRICT TAXES	6,517,169.60	State Equalized Valuation	539,324,967	Cash Liabilities	3,141,326.10
RESERVE FOR UNCOLLECTED TAXES	357,748.00	State Equalization Ratio	31.02	Reserves for Receivables	95,170.40
EXPENDITURES TOTAL	9,522,906.74			Surplus Dec. 31, 1988	796,029.22

1419

Population 1980 4,483
 Population 1988 4,566
 S & P Rating
 Moody Rating AA1

General Tax Rate Per \$100.

5.17

State Equalized Tax Rate

1.34

MENDHAM TOWNSHIP – MORRIS COUNTY**Form of Government:****Township Committee****Number of Members on Governing Body – 5**

PER CAPITA:

Gross Debt 975.96
 Net Debt 912.67
 Debt Service 71.58
 Total Tax Levy 2,010.64
 Municipal Expenditures 692.53

PER CENT:

Gross Debt .82
 Net Debt .77
 Tax Levy Collected 97.23
 Tax Levy Cancelled, Abated or Adjusted .23

EXPENDITURES		REVENUES-REALIZED		1988 PROPERTY TAX	
GENERAL GOVERNMENT				STATE EQUALIZED TAX RATE → .41	
Governing Body & Public Boards		1988 Property Taxes Collected	3,926,812.35	Local District School Taxes	2,787,744.00
Municipal Clerk	12,750.00	1988 Payments in Lieu of Taxes		Regional & Consolidated School Tax	2,937,351.58
Financial Administration	20,576.51	Delinquent Tax & Lien Collections	201,365.02	School Taxes in Municipal Budget	
Assessment of Taxes	67,130.50	Business Personalty Replacement Taxes	14,443.16	County Taxes	1,473,419.09
Collection of Taxes	32,732.15	Taxes from Public Utilities	393,112.00	County Library Taxes	34,750.95
Planning, Housing & Development	45,132.00	Other Miscellaneous Tax Revenues		Local Municipal Purpose Taxes	1,785,964.76
Human Resources		State Aid Revenues	63,246.30	Veteran & Senior Citizen Taxes	16,350.00
Elections		Federal Aid Revenues		Total Taxes for Rate Computation	9,035,580.38
General Administration (other)	313,170.99	State and Local Fiscal Assistance Act Utilized		Special District Taxes	
JUDICIARY		Sale of Acquired Property		Bank Corp. Taxes	3,879.49
Municipal Courts	31,120.55	Other Miscellaneous Revenues	396,721.83	Added and Omitted Taxes	157,456.82
PUBLIC SAFETY		Total	10,001,205.71	Total Taxes Levied - ABSTRACT	9,180,566.69
Fire Protection	51,963.35	Prior Years Surplus Appropriated	650,000.00	Total Taxes Billed	9,181,504.67
Police Protection	670,603.40	REVENUES TOTAL	10,651,205.71	1988 TAXES COLLECTED	8,926,812.35
Civil Defense & Disaster Control	200.00	Reserve For Uncollected Taxes	493,336.22	1988 Taxes Cancelled, Abated or Adjusted	21,484.77
Environmental Inspection & Control	52,150.00	CAPITAL OUTLAY TOTAL	465,223.21	Transfer to Tax Title Liens or Foreclosed	2,463.92
Other Public Safety				Balance Outstanding Dec. 31, 1988	230,743.63
PUBLIC WORKS				PRIOR YEARS TAXES OUTSTANDING	
Streets and Drainage	473,933.00	Public Enterprises		Balance January 1, 1988	208,885.41
Sewers and Sewage Processing	43,642.98	Recreation—Culture	7,930.75	Collected in 1988	201,865.02
Garbage and Trash Disposal	42,800.00	Public Works	340,553.33	Cancelled, Abated or Adjusted 1988	
Public Buildings and Grounds	79,500.00	Buildings and Grounds	116,744.13	Transfers to Tax Title Liens or Foreclosed	75.45
Other Public Works		Library and Education		Balance December 31, 1988	6,944.94
HEALTH and WELFARE		Conservation		TAX TITLE LIENS OUTSTANDING	
Health Services Except Environmental	40,435.01	All Other		Balance January 1, 1988	27,431.08
Welfare Public Assistance	2,138.10	CAPITAL DEBT AUTHORIZED, DECEMBER 31, 1988		Transfer From Taxes	2,557.47
Hospitals, Clinics, First Aid		ISSUED AND UNISSUED GROSS DEBT		Redeemed in 1988	
Animal, Insect, & Rodent Control		School	239,000	Cancelled, Abated or Adjusted (1988)	
Other Welfare Services		Self-liquidating		Transfers to Foreclosed Property	
RECREATION and CONSERVATION		Other	4,167,245	Balance December 31, 1988	29,988.55
Beaches and Boardwalks		Total	4,456,245	PROPERTY ACQUIRED BY DEED OR FORECLOSURE	
Parks, Playgrounds, Shade Trees		ISSUED AND OUTSTANDING		Balance January 1, 1988	
Land Reclamation & Conservation	1,282.60	School	239,000.00	Transfers From Taxes or Liens	
Other Recreational Services	31,350.92	Self-Liquidating		Sale for Cash (1988)	
EDUCATION (excluding schools)		Other	3,717,000.00	Cancelled, Abated or Adjusted (1988)	
Libraries	32,000.00	Total	4,006,000.00	Balance December 31, 1988	
Other Educational Services	250.00	EQUALIZED VALUATION BASIS		CURRENT FINANCES DECEMBER 31, 1988	
STATUTORY EXPENDITURES		FOR NET DEBT COMPUTATION	541,370.585	ASSETS	
Pensions & F. I. C. A.	199,636.37	REAL PROPERTY VALUATIONS		Cash Dec. 31, 1988	1,534,275.00
Employee Fringe Benefits	76,362.54	Code Class # of Parcels % VAL'N		Taxes Receivable	237,688.57
Other Statutory Expenditures		1 Vacant Land 175 4.01	6,977,200.00	Tax Title Liens	29,988.55
CETA And Other Public Employment Programs		2 Residential 1475 90.35	157,126,824.00	Foreclosed Property	
MUNICIPAL FUNCTIONS		3 Farm 111 4.02	6,979,350.00	Emergencies & Other Deferred Charges	170,000.00
CAPITAL IMPROVEMENTS		4a Commercial 6 1.60	2,790,500.00	State and Federal Aid Receivable	
DEBT SERVICE		4b Industrial 1 .02	37,100.00	Other Receivables	17,269.29
Principal Payments	125,000.00	4c Apartments		Total	1,989,221.41
Interest Payments	201,827.41	Total	1768	LIABILITIES, RESERVES, AND SURPLUS	
DEFERRED CHARGES		Land Area 17.60 Sq. Miles		Cash Liabilities	437,343.88
SCHOOL, COUNTY, SPECIAL DISTRICT TAXES		Net Valuation Taxable-Municipal	174,546,380	Reserves for Receivables	284,946.41
RESERVE FOR UNCOLLECTED TAXES		Net Valuation Taxable-County	624,629,558	Surplus Dec. 31, 1988	1,266,931.12
EXPENDITURES TOTAL	10,395,530.22	State Equalized Valuation	672,885,016	Total	1,989,221.41
		State Equalization Ratio	25.87		

0424
Population 1980 3,972
Population 1988 3,859
S & P Rating
Moody Rating BAA1

General Tax Rate Per \$100. 3.84
State Equalized Tax Rate 2.87

MERCHANTVILLE BOROUGH - CAMDEN CO.
Form of Government:
Borough Council
Number of Members on Governing Body - 6

PER CAPITA:
Gross Debt 541.97
Net Debt 224.76
Debt Service 26.77
Total Tax Levy 1,023.71
Municipal Expenditures 561.83

PER CENT:
Gross Debt 1.94
Net Debt .20
Tax Levy Collected 97.01
Tax Levy Cancelled, Abated or Adjusted

EXPENDITURES		REVENUES-REALIZED		1988 PROPERTY TAX	
GENERAL GOVERNMENT				STATE EQUALIZED TAX RATE 1.22	
Governing Body & Public Boards		1988 Property Taxes Collected	3,788,329.58	Local District School Taxes	1,655,264.50
Municipal Clerk	26,465.00	1988 Payments in Lieu of Taxes		Regional & Consolidated School Tax	
Financial Administration	4,525.00	Delinquent Tax & Lien Collections	88,599.72	School Taxes in Municipal Budget	
Assessment of Taxes	14,900.00	Business Personalty Replacement Taxes	323,534.00	County Taxes	1,223,945.00
Collection of Taxes	53,150.00	Taxes from Public Utilities		County Library Taxes	32,144.00
Planning, Housing & Development	10,480.76	Other Miscellaneous Tax Revenues	59,960.60	Local Municipal Purpose Taxes	985,511.00
Human Resources	3,850.00	State Aid Revenues		Veteran & Senior Citizen Taxes	39,150.00
Elections	223,630.00	Federal Aid Revenues	242.00	Total Taxes for Rate Computation	3,936,014.50
General Administration (other)		State and Local Fiscal Assistance Act Utilized		Special District Taxes	
JUDICIARY	45,645.29	Sale of Acquired Property		Bank Corp. Taxes	43,163.31
Municipal Courts		Other Miscellaneous Revenues	504,010.73	Added and Omitted Taxes	5,469.76
PUBLIC SAFETY	67,708.50	Total	4,764,676.63	Total Taxes Levied - ABSTRACT	3,950,497.57
Fire Protection	487,012.90	Prior Years Surplus Appropriated	243,000.00	Total Taxes Billed	3,905,003.60
Police Protection	250.00	REVENUES TOTAL	5,012,676.63	1988 TAXES COLLECTED	3,788,329.58
Civil Defense & Disaster Control		Reserve For Uncollected Taxes	121,147.59	1988 Taxes Cancelled, Abated or Adjusted	
Environmental Inspection & Control		CAPITAL OUTLAY TOTAL	132,042.13	Transfer to Tax Title Liens or Foreclosed	
Other Public Safety				Balance Outstanding Dec. 31, 1988	116,674.02
PUBLIC WORKS				PRIOR YEARS TAXES OUTSTANDING	
Streets and Drainage	30,505.00	Public Enterprises		Balance January 1, 1988	67,512.18
Sewers and Sewage Processing	263,270.00	Recreation—Culture	1,533.22	Collected in 1988	66,563.29
Garbage and Trash Disposal	265,045.00	Public Works	35,206.16	Cancelled, Abated or Adjusted 1988	
Public Buildings and Grounds	36,275.00	Buildings and Grounds	95,302.30	Transfers to Tax Title Liens or Foreclosed	
Other Public Works		Library and Education		Balance December 31, 1988	847.39
HEALTH and WELFARE		Conservation		TAX TITLE LIENS OUTSTANDING	
Health Services Except Environmental	1,250.00	All Other		Balance January 1, 1988	21,931.43
Welfare-Public Assistance	11,350.00	CAPITAL DEBT AUTHORIZED, DECEMBER 31, 1988		Transfer From Taxes	
Hospitals, Clinics, First Aid		ISSUED AND UNISSUED		Redeemed in 1988	21,931.43
Animal, Insect, & Rodent Control		GROSS DEBT		Cancelled, Abated or Adjusted (1988)	
Other Welfare Services		School	1,141,000	Transfers to Foreclosed Property	
RECREATION and CONSERVATION		Self-Liquidating	32,102	Balance December 31, 1988	
Beaches and Boardwalks		Other	868,369	PROPERTY ACQUIRED BY DEED OR FORECLOSURE	
Parks, Playgrounds, Shade Trees	24,610.00	Total	2,091,471	Balance January 1, 1988	49,650.00
Land Reclamation & Conservation		ISSUED AND OUTSTANDING		Transfers From Taxes or Liens	
Other Recreational Services	13,100.00	School	1,141,000.00	Sale for Cash (1988)	41,000.00
EDUCATION (excluding schools)		Self-Liquidating	32,102.20	Cancelled, Abated or Adjusted (1988)	3,300.00
Libraries		Other		Balance December 31, 1988	350.00
Other Educational Services	650.00	Total	1,223,102.20	CURRENT FINANCES DECEMBER 31, 1988	
STATUTORY EXPENDITURES		EQUALIZED VALUATION BASIS		ASSETS	
Pensions & F. I. C. A.	160,566.74	FOR NET DEBT COMPUTATION	107,831,235	Cash Dec. 31, 1988	611,044.60
Employee Fringe Benefits	67,000.00	REAL PROPERTY VALUATIONS		Taxes Receivable	117,517.91
Other Statutory Expenditures	4,100.00	Code Class # of Parcels % VAL'N		Tax Title Liens	
CETA And Other Public Employment Programs		1 Vacant Land 62 .61	547,000.00	Foreclosed Property	350.00
MUNICIPAL FUNCTIONS TOTAL	1,890,339.13	2 Residential 1062 30.12	72,062,300.00	Emergencies & Other Deferred Charges	40,000.00
CAPITAL IMPROVEMENTS *MEMO*	20,000.00	3 Farm		State and Federal Aid Receivable	191.99
DEBT SERVICE		4a Commercial 96 12.85	11,560,900.00	Other Receivables	65,501.25
Principal Payments	72,000.00	4b Industrial		Total	834,605.75
Interest Payments	31,296.90	4c Apartments 23 6.42	5,771,100.00	LIABILITIES, RESERVES, AND SURPLUS	
		Total 1243	39,941,300.00	Cash Liabilities	269,094.92
DEFERRED CHARGES	53,256.67	Land Area .61 Sq. Miles		Reserves for Receivables	183,369.16
SCHOOL, COUNTY, SPECIAL DISTRICT TAXES	2,911,353.50	Net Valuation Taxable-Municipal	101,437,537	Surplus Dec. 31, 1988	362,141.67
RESERVE FOR UNCOLLECTED TAXES	121,147.59	Net Valuation Taxable-County	113,610,104	Total	834,605.75
EXPENDITURES TOTAL	5,079,443.84	State Equalized Valuation	111,883,463		
		State Equalization Ratio	74.71		

1210

Population 1980 13,762
 Population 1988 12,853
 S & P Rating
 Moody Rating A1

General Tax Rate Per \$100. 3.69
 State Equalized Tax Rate 1.94

METUCHEN BOROUGH - MIDDLESEX CO.
Form of Government:
Borough Council
Number of Members on Governing Body - 6

PER CAPITA:
 Gross Debt 469.67
 Net Debt 424.28
 Debt Service 58.92
 Total Tax Levy 1,311.48
 Municipal Expenditures 544.97

PER CENT:
 Gross Debt .85
 Net Debt .77
 Tax Levy Collected 97.64
 Tax Levy Cancelled, Abated or Adjusted .01

EXPENDITURES		REVENUES-REALIZED		1988 PROPERTY TAX	
GENERAL GOVERNMENT				STATE EQUALIZED TAX RATE 1.06	
Governing Body & Public Boards		1988 Property Taxes Collected	16,445,744.00	Local District School Taxes	9,165,781.50
Municipal Clerk		1988 Payments in Lieu of Taxes		Regional & Consolidated School Tax	
Financial Administration	19,011.00	Delinquent Tax & Lien Collections	333,638.00	School Taxes in Municipal Budget	
Assessment of Taxes	22,350.00	Business Personalty Replacement Taxes	296,771.00	County Taxes	3,623,763.39
Collection of Taxes	93,576.00	Taxes from Public Utilities	953,618.00	County Library Taxes	
Planning, Housing & Development	51,500.00	Other Miscellaneous Tax Revenues		Local Municipal Purpose Taxes	3,949,381.00
Human Resources	110,490.00	State Aid Revenues	298,893.00	Veteran & Senior Citizen Taxes	127,050.00
Elections	7,600.00	Federal Aid Revenues		Total Taxes for Rate Computation	16,865,975.89
General Administration (other)	800,056.00	State and Local Fiscal Assistance Act Utilized		Special District Taxes	
JUDICIARY		Sale of Acquired Property		Bank Corp. Taxes	30,155.00
Municipal Courts	80,028.00	Other Miscellaneous Revenues	995,412.00	Added and Omitted Taxes	93,883.00
PUBLIC SAFETY		Total	19,324,076.00	Total Taxes Levied - ABSTRACT	16,862,963.89
Fire Protection	223,305.00	Prior Years Surplus Appropriated	407,001.00	Total Taxes Billed	16,843,396.00
Police Protection	1,427,345.00	REVENUES	TOTAL 19,731,077.00	1988 TAXES COLLECTED	16,445,744.00
Civil Defense & Disaster Control	2,300.00	Reserve For Uncollected Taxes	430,000.00	1988 Taxes Cancelled, Abated or Adjusted	2,509.00
Environmental Inspection & Control	49,519.00	CAPITAL OUTLAY	TOTAL 391,621.00	Transfer to Tax Title Liens or Foreclosed	9,118.00
Other Public Safety		Public Enterprises		Balance Outstanding Dec. 31, 1988	386,025.00
PUBLIC WORKS		Recreation—Culture		PRIOR YEARS TAXES OUTSTANDING	
Streets and Drainage	497,674.00	Public Works	338,787.00	Balance January 1, 1988	346,012.00
Sewers and Sewage Processing	679,211.00	Buildings and Grounds		Collected in 1988	322,201.00
Gorbage and Trash Disposal	334,837.00	Library and Education		Cancelled, Abated or Adjusted 1988	
Public Buildings and Grounds	171,939.00	Conservation		Transfers to Tax Title Liens or Foreclosed	4,480.00
Other Public Works	2,391.00	All Other		Balance December 31, 1988	19,331.00
HEALTH and WELFARE		CAPITAL DEBT AUTHORIZED, DECEMBER 31, 1988		TAX TITLE LIENS OUTSTANDING	
Health Services Except Environmental	25,299.00	ISSUED AND UNISSUED	GROSS DEBT	Balance January 1, 1988	13,182.00
Welfare-Public Assistance	14,079.00	School	75,000	Transfer From Taxes	14,169.00
Hospitals, Clinics, First Aid		Self-liquidating	400,000	Redeemed in 1988	11,437.00
Animal, Insect, & Rodent Control		Other	5,564,023	Cancelled, Abated or Adjusted (1988)	
Other Welfare Services		Total	6,039,023	Transfers to Foreclosed Property	
RECREATION and CONSERVATION		ISSUED AND OUTSTANDING		Balance December 31, 1988	15,914.00
Beaches and Boardwalks		School	75,000.00	PROPERTY ACQUIRED BY DEED OR FORECLOSURE	
Parks, Playgrounds, Shade Trees	115,793.00	Self-Liquidating	400,000.00	Balance January 1, 1988	169,100.00
Land Reclamation & Conservation	2,652.00	Other	5,161,000.00	Transfers From Taxes or Liens	
Other Recreational Services	74,551.00	Total	5,636,000.00	Sale for Cash (1988)	
EDUCATION (excluding schools)		EQUALIZED VALUATION BASIS		Cancelled, Abated or Adjusted (1988)	
Libraries	242,477.00	FOR NET DEBT COMPUTATION	711,547,013	Balance December 31, 1988	169,100.00
Other Educational Services	1,400.00	REAL PROPERTY VALUATIONS		CURRENT FINANCES DECEMBER 31, 1988	
STATUTORY EXPENDITURES		Code Class # of Parcels % VAL'N	ASSESSED VALUATION	ASSETS	
Pensions & F. I. C. A.	451,326.00	1 Vacant Land 161 1.23	5,696,600.00	Cash Dec. 31, 1988	1,280,382.00
Employee Fringe Benefits	286,751.00	2 Residential 4284 79.64	353,119,100.00	Taxes Receivable	405,356.00
Other Statutory Expenditures	5,000.00	3 Farm		Tax Title Liens	15,914.00
CETA And Other Public Employment Programs		4a Commercial 243 10.68	47,365,200.00	Foreclosed Property	169,100.00
MUNICIPAL FUNCTIONS		4b Industrial 58 6.31	27,960,600.00	Emergencies & Other Deferred Charges	
CAPITAL IMPROVEMENTS	*MEMO* 27,356.00	4c Apartments 18 2.03	9,233,000.00	State and Federal Aid Receivable	45,300.00
DEBT SERVICE		Total 4764	443,374,500.00	Other Receivables	21,935.00
Principal Payments	455,000.00	Land Area 2.75 Sq. Miles		Total	1,937,987.00
Interest Payments	302,650.00	Net Valuation Taxable-Municipal	453,916,347	LIABILITIES, RESERVES, AND SURPLUS	
DEFERRED CHARGES		Net Valuation Taxable-County	900,956,041	Cash Liabilities	931,052.00
SCHOOL, COUNTY, SPECIAL DISTRICT TAXES	12,789,544.89	State Equalized Valuation	852,978,670	Reserves for Receivables	612,305.00
RESERVE FOR UNCOLLECTED TAXES	430,000.00	State Equalization Ratio	52.63	Surplus Dec. 31, 1988	394,630.00
EXPENDITURES	TOTAL 19,796,721.39			Total	1,937,987.00

0506

Population 1980 11,373
 Population 1988 14,113
 S & P Rating
 Moody Rating AAA

General Tax Rate Per \$100. 2.12
 State Equalized Tax Rate 1.79

MIDDLE TOWNSHIP - CAPE MAY COUNTY

Form of Government:

Township Committee

Number of Members on Governing Body - 3

PER CAPITA:

Gross Debt 1,951.03
 Net Debt 259.23
 Debt Service 22.93
 Total Tax Levy 703.81
 Municipal Expenditures 543.17

PER CENT:

Gross Debt 5.30
 Net Debt .54
 Tax Levy Collected 91.20
 Tax Levy Cancelled, Abated or Adjusted .10

EXPENDITURES		REVENUES-REALIZED		1988 PROPERTY TAX	
GENERAL GOVERNMENT				STATE EQUALIZED TAX RATE	
Governing Body & Public Boards		1988 Property Taxes Collected	9,034,310.00	Local District School Taxes	1.07
Municipal Clerk		1988 Payments in Lieu of Taxes		Regional & Consolidated School Tax	5,436,344.00
Financial Administration	104,433.00	Delinquent Tax & Lien Collections	332,446.00	School Taxes in Municipal Budget	
Assessment of Taxes	32,705.00	Business Personalty Replacement Taxes	96,299.00	County Taxes	.40
Collection of Taxes	136,032.00	Taxes from Public Utilities	2,915,114.00	County Library Taxes	.02
Planning, Housing & Development	356,533.00	Other Miscellaneous Tax Revenues	97,132.00	Local Municipal Purpose Taxes	.30
Human Resources	119,550.00	State Aid Revenues	379,007.00	Veteran & Senior Citizen Taxes	
Elections	1,000.00	Federal Aid Revenues	300,000.00	Total Taxes for Rate Computation	1.79
General Administration (other)	370,610.00	State and Local Fiscal Assistance Act Utilized	1,029.00	Special District Taxes	505,725.00
JUDICIARY		Sale of Acquired Property		Bank Corp. Taxes	28,743.00
Municipal Courts	113,167.00	Other Miscellaneous Revenues	1,130,027.00	Added and Omitted Taxes	265,927.00
PUBLIC SAFETY		Total	14,835,924.00	Total Taxes Levied - ABSTRACT	9,932,342.35
Fire Protection	26,000.00	Prior Years Surplus Appropriated	1,287,635.00	Total Taxes Billed	9,907,127.00
Police Protection	1,637,836.00	REVENUES TOTAL	16,123,559.00	1988 TAXES COLLECTED	9,034,310.00
Civil Defense & Disaster Control	5,700.00	Reserve For Uncollected Taxes	969,509.00	1988 Taxes Cancelled, Abated or Adjusted	9,533.00
Environmental Inspection & Control	114,618.00	CAPITAL OUTLAY TOTAL	349,906.00	Transfer to Tax Title Liens or Foreclosed	42,555.00
Other Public Safety				Balance Outstanding Dec. 31, 1988	820,229.00
PUBLIC WORKS				PRIOR YEARS TAXES OUTSTANDING	
Streets and Drainage	342,117.00	Public Enterprises		Balance January 1, 1988	914,321.00
Sewers and Sewage Processing		Recreation—Culture		Collected in 1988	851,770.00
Garbage and Trash Disposol	473,000.00	Public Works	349,906.00	Cancelled, Abated or Adjusted 1988	3,407.00
Public Buildings and Grounds	62,800.00	Buildings and Grounds		Transfers to Tax Title Liens or Foreclosed	13,734.00
Other Public Works	63,000.00	Library and Education		Balance December 31, 1988	40,910.00
HEALTH and WELFARE		Conservation		TAX TITLE LIENS OUTSTANDING	
Health Services Except Environmental	37,700.00	All Other		Balance January 1, 1988	121,017.00
Welfare-Public Assistance	34,500.00	CAPITAL DEBT AUTHORIZED, DECEMBER 31, 1988		Transfer From Taxes	63,565.00
Hospitals, Clinics, First Aid	1,000.00	ISSUED AND UNISSUED		Redeemed in 1988	30,476.00
Animal, Insect, & Rodent Control	42,200.00	School	15,988,000	Cancelled, Abated or Adjusted (1988)	977.00
Other Welfare Services		Self-liquidating	7,887,700	Transfers to Foreclosed Property	22,031.00
RECREATION and CONSERVATION		Other	3,659,150	Balance December 31, 1988	130,498.00
Beaches and Boardwalks		Total	27,534,850	PROPERTY ACQUIRED BY DEED OR	
Parks, Playgrounds, Shade Trees	5,700.00			FORECLOSURE	
Land Reclamation & Conservation	63,640.00	ISSUED AND OUTSTANDING		Balance January 1, 1988	2,638,112.00
Other Recreational Services	95,260.00	School	988,000.00	Transfers From Taxes or Liens	22,631.00
EDUCATION (excluding schools)		Self-Liquidating	2,500,000.00	Sale for Cash (1988)	23,549.00
Libraries		Other	3,190,000.00	Cancelled, Abated or Adjusted (1988)	471,291.00
Other Educational Services	1,930.00	Total	6,673,000.00	Balance December 31, 1988	2,105,303.00
STATUTORY EXPENDITURES		EQUALIZED VALUATION BASIS		CURRENT FINANCES DECEMBER 31, 1988	
Pensions & F. I. C. A.	554,500.00	FOR NET DEBT COMPUTATION	436,954,691	ASSETS	
Employee Fringe Benefits	320,300.00	REAL PROPERTY VALUATIONS		Cash Dec. 31, 1988	5,700,129.00
Other Statutory Expenditures		Code Class # of Parcels % VAL'N		Taxes Receivable	861,139.00
CETA And Other Public Employment Programs		1 Vacant Land 4886 10.69	45,192,950.00	Tax Title Liens	130,493.00
MUNICIPAL FUNCTIONS TOTAL	6,220,831.00	2 Residential 5265 64.45	272,354,800.00	Foreclosed Property	2,105,303.00
CAPITAL IMPROVEMENTS *MEMO*	22,971.00	3 Farm 174 1.22	5,190,000.00	Emergencies & Other Deferred Charges	37,573.00
DEBT SERVICE		4a Commercial 386 22.57	95,337,500.00	State and Federal Aid Receivable	
Principal Payments	175,000.00	4b Industrial 7 .47	1,990,000.00	Other Receivables	343,351.00
Interest Payments	233,935.00	4c Apartments 12 .53	2,447,000.00	Total	9,178,493.00
DEFERRED CHARGES	151,003.00	Total 10730	422,562,250.00	LIABILITIES, RESERVES, AND SURPLUS	
SCHOOL, COUNTY, SPECIAL DISTRICT TAXES	8,104,750.85	Land Area 74.02 Sq. Miles		Cash Liabilities	3,543,494.00
RESERVE FOR UNCOLLECTED TAXES	969,509.00	Net Valuation Taxable-Municipal	430,490,054	Reserves for Receivables	3,436,771.00
EXPENDITURES TOTAL	15,855,128.85	Net Valuation Taxable-County	463,785,244	Surplus Dec. 31, 1988	2,198,228.00
		State Equalized Valuation	507,410,369	Total	9,178,493.00
		State Equalization Ratio	84.60		

1211

Population 1980 13,480

Population 1988 13,141

S & P Rating

Maady Rating A

General Tax Rate Per \$100.

3.26

State Equalized Tax Rate

2.16

MIDDLESEX BOROUGH - MIDDLESEX CO.

Form of Government:

Borough Council

Number of Members on Governing Body - 6

PER CAPITA:

Gross Debt 711.52

Net Debt 632.68

Debt Service 68.60

Total Tax Levy 1,192.29

Municipal Expenditures 546.07

PER CENT:

Gross Debt 1.55

Net Debt 1.38

Tax Levy Collected 98.09

Tax Levy Cancelled, Abated
or Adjusted

EXPENDITURES		REVENUES-REALIZED		1988 PROPERTY TAX	
GENERAL GOVERNMENT				STATE EQUALIZED TAX RATE \rightarrow 1.18	
Governing Body & Public Boards	550.00	1988 Property Taxes Collected		Local District School Taxes	8,533,261.75
Municipal Clerk		15,366,517.57		Regional & Consolidated School Tax	
Financial Administration	21,500.00	1988 Payments in Lieu of Taxes		School Taxes in Municipal Budget	
Assessment of Taxes	62,823.00	Delinquent Tax & Lien Collections		County Taxes	2,949,062.03
Collection of Taxes	31,040.00	366,851.64		County Library Taxes	
Planning, Housing & Development	31,653.00	Business Personalty Replacement Taxes		Local Municipal Purpose Taxes	4,122,291.18
Human Resources	67,166.07	Taxes from Public Utilities		Veteran & Senior Citizen Taxes	155,050.00
Elections	6,000.00	1,076,639.00		Total Taxes for Rate Computation	15,759,664.96
General Administration (other)	646,933.15	Other Miscellaneous Tax Revenues		Special District Taxes	
JUDICIARY		State Aid Revenues		Bank Corp. Taxes	1,723.71
Municipal Courts	49,001.00	Federal Aid Revenues		Added and Omitted Taxes	61,519.56
PUBLIC SAFETY		State and Local Fiscal Assistance Act Utilized		Total Taxes Levied - ABSTRACT	15,667,858.23
Fire Protection	213,448.56	1,467.00		Total Taxes Billed	15,666,134.52
Police Protection	1,218,432.34	Sale of Acquired Property		1988 TAXES COLLECTED	15,366,517.57
Civil Defense & Disaster Control	7,450.00	Other Miscellaneous Revenues		1988 Taxes Cancelled, Abated or Adjusted	
Environmental Inspection & Control	72,734.00	640,279.80		Transfer to Tax Title Liens or Foreclosed	
Other Public Safety		Total		Balance Outstanding Dec. 31, 1988	299,616.95
PUBLIC WORKS		17,398,902.86		PRIOR YEARS TAXES OUTSTANDING	
Streets and Drainage	636,703.60	REVENUES		Balance January 1, 1988	367,519.31
Sewers and Sewage Processing	603,225.35	700,000.00		Collected in 1988	343,918.60
Garbage and Trash Disposal	601,432.00	18,598,902.86		Cancelled, Abated or Adjusted 1988	
Public Buildings and Grounds	40,800.00	Reserve For Uncollected Taxes		Transfers to Tax Title Liens or Foreclosed	
Other Public Works	43,000.00	470,000.00		Balance December 31, 1988	23,600.71
HEALTH and WELFARE		CAPITAL OUTLAY		TAX TITLE LIENS OUTSTANDING	
Health Services Except Environmental	90,508.00	TOTAL		Balance January 1, 1988	62,342.23
Welfare-Public Assistance	4,700.00	797,430.45		Transfer From Taxes	
Hospitals, Clinics, First Aid		CAPITAL DEBT AUTHORIZED, DECEMBER 31, 1988		Redeemed in 1988	22,933.04
Animal, Insect, & Rodent Control		ISSUED AND UNISSUED		Cancelled, Abated or Adjusted (1988)	
Other Welfare Services		GROSS DEBT		Transfers to Foreclosed Property	
RECREATION and CONSERVATION		NET DEBT		Balance December 31, 1988	39,409.19
Beaches and Boardwalks		SCHOOL		PROPERTY ACQUIRED BY DEED OR	
Parks, Playgrounds, Shade Trees	176,632.00	Self-liquidating		FORECLOSURE	
Land Reclamation & Conservation	7,500.00	Other		Balance January 1, 1988	1,574,500.00
Other Recreational Services	93,913.00	Total		Transfers From Taxes or Liens	
EDUCATION (excluding schools)		ISSUED AND OUTSTANDING		Sale for Cash (1988)	
Libraries	197,934.00	SCHOOL		Cancelled, Abated or Adjusted (1988)	
Other Educational Services		Self-liquidating		Balance December 31, 1988	1,574,500.00
STATUTORY EXPENDITURES		Other		CURRENT FINANCES DECEMBER 31, 1988	
Pensions & F. I. C. A.	403,606.62	Total		ASSETS	
Employee Fringe Benefits	203,328.85	EQUALIZED VALUATION BASIS		Cash Dec. 31, 1988	1,547,285.75
Other Statutory Expenditures		FOR NET DEBT COMPUTATION		Taxes Receivable	323,217.66
CETA And Other Public Employment Programs		REAL PROPERTY VALUATIONS		Tax Title Liens	39,409.19
MUNICIPAL FUNCTIONS	5,594,024.54	Code Class # of Parcels % VAL'N		Foreclosed Property	1,574,500.00
CAPITAL IMPROVEMENTS	90,000.00	ASSESSED VALUATION		Emergencies & Other Deferred Charges	66,000.00
DEBT SERVICE		1 Vacant Land 337 1.32		State and Federal Aid Receivable	
Principal Payments	630,000.00	2 Residential 3901 73.86		Other Receivables	52,030.20
Interest Payments	271,519.57	3 Farm 4 .06		Total	3,602,442.80
DEFERRED CHARGES	210,305.93	4a Commercial 178 7.05		LIABILITIES, RESERVES, AND SURPLUS	
SCHOOL, COUNTY, SPECIAL DISTRICT TAXES	11,482,323.78	4b Industrial 150 15.11		Cash Liabilities	557,387.65
RESERVE FOR UNCOLLECTED TAXES	470,000.00	4c Apartments 5 2.10		Reserves for Receivables	1,989,157.05
EXPENDITURES	18,658,173.82	Total 4575		Surplus Dec. 31, 1988	1,055,898.10
		Land Area 3.45 Sq. Miles		Total	3,602,442.80
		Net Valuation Taxable-Municipal			
		Net Valuation Taxable-County			
		State Equalized Valuation			
		State Equalization Ratio			

1331
 Population 1980 62,574
 Population 1988 69,526
 S & P Rating AA-
 Moody Rating A

General Tax Rate Per \$100. 3.15
 State Equalized Tax Rate 1.65

MIDDLETOWN TWP. - MONMOUTH CO.
Form of Government:
Special Charter (P.L. 1971 c. 237)
Number of Members on Governing Body - 5

PER CAPITA:
 Gross Debt 734.10
 Net Debt 617.67
 Debt Service 71.61
 Total Tax Levy 1,115.87
 Municipal Expenditures 443.49

PER CENT
 Gross Debt 1.41
 Net Debt 1.19
 Tax Levy Collected 96.23
 Tax Levy Cancelled, Abated or Adjusted

EXPENDITURES		REVENUES-REALIZED		1988 PROPERTY TAX	
GENERAL GOVERNMENT				STATE EQUALIZED TAX RATE	
Governing Body & Public Boards	700.00	1988 Property Taxes Collected		Local District School Taxes	43,576,540.00
Municipal Clerk		1988 Payments in Lieu of Taxes		Regional & Consolidated School Tax	
Financial Administration	207,043.33	Delinquent Tax & Lien Collections		School Taxes in Municipal Budget	
Assessment of Taxes	1,093,495.00	Business Personalty Replacement Taxes		County Taxes	15,740,567.75
Collection of Taxes	241,750.77	Taxes from Public Utilities		County Library Taxes	
Planning, Housing & Development	405,911.00	Other Miscellaneous Tax Revenues		Local Municipal Purpose Taxes	14,700,351.33
Human Resources	213,871.60	State Aid Revenues		Veteran & Senior Citizen Taxes	460,750.00
Elections	17,250.00	Federal Aid Revenues		Total Taxes for Rate Computation	74,490,209.23
General Administration (other)	4,683,033.05	State and Local Fiscal Assistance Act Utilized		Special District Taxes	2,311,000.00
JUDICIARY		Sale of Acquired Property		Bank Corp. Taxes	22,153.92
Municipal Courts	255,797.23	Other Miscellaneous Revenues		Added and Omitted Taxes	1,219,044.23
PUBLIC SAFETY		Total		Total Taxes Levied - ABSTRACT	77,581,557.43
Fire Protection	872,638.64	Prior Years Surplus Appropriated		Total Taxes Billed	77,559,503.51
Police Protection	5,542,529.17	REVENUES		1988 TAXES COLLECTED	74,635,064.29
Civil Defense & Disaster Control	42,908.00	Reserve For Uncollected Taxes		1988 Taxes Cancelled, Abated or Adjusted	
Environmental Inspection & Control	444,659.00	CAPITAL OUTLAY		Transfer to Tax Title Liens or Foreclosed	
Other Public Safety		TOTAL		Balance Outstanding Dec. 31, 1988	2,924,439.22
PUBLIC WORKS				PRIOR YEARS TAXES OUTSTANDING	
Streets and Drainage	3,606,495.80	Public Enterprises		Balance January 1, 1988	1,942,041.30
Sewers and Sewage Processing		Recreation—Culture		Collected in 1988	1,846,364.93
Garbage and Trash Disposal		Public Works		Cancelled, Abated or Adjusted 1988	
Public Buildings and Grounds	459,500.00	Buildings and Grounds		Transfers to Tax Title Liens or Foreclosed	
Other Public Works	86,000.00	Library and Education		Balance December 31, 1988	95,576.32
HEALTH and WELFARE		Conservation		TAX TITLE LIENS OUTSTANDING	
Health Services Except Environmental	364,232.00	All Other		Balance January 1, 1988	296,513.56
Welfare-Public Assistance	71,239.42	CAPITAL DEBT AUTHORIZED, DECEMBER 31, 1988		Transfer From Taxes	
Hospitals, Clinics, First Aid	11,000.00	ISSUED AND UNISSUED		Redeemed in 1988	109,543.54
Animal, Insect, & Radent Control	39,466.00	GROSS DEBT		Cancelled, Abated or Adjusted (1988)	
Other Welfare Services		NET DEBT		Transfers to Foreclosed Property	
RECREATION and CONSERVATION				Balance December 31, 1988	137,075.02
Beaches and Boardwalks		School		PROPERTY ACQUIRED BY DEED OR FORECLOSURE	
Parks, Playgrounds, Shade Trees	1,082,532.35	Self-liquidating		Balance January 1, 1988	1,375,235.00
Land Reclamation & Conservation	1,095,036.00	Other		Transfers From Taxes or Liens	
Other Recreational Services	24,600.00	Total		Sale for Cash (1988)	
EDUCATION (excluding schools)				Cancelled, Abated or Adjusted (1988)	
Libraries	854,300.00	ISSUED AND OUTSTANDING		Balance December 31, 1988	1,375,235.00
Other Educational Services		School		CURRENT FINANCES DECEMBER 31, 1988	
STATUTORY EXPENDITURES		Self-Liquidating		ASSETS	
Pensions & F. I. C. A.	1,537,747.01	Other		Cash Dec. 31, 1988	18,235,363.87
Employee Fringe Benefits		Total		Taxes Receivable	3,020,116.04
Other Statutory Expenditures				Tax Title Liens	137,075.02
CETA And Other Public Employment Programs				Foreclosed Property	1,375,235.00
MUNICIPAL FUNCTIONS				Emergencies & Other Deferred Charges	1,554,183.23
CAPITAL IMPROVEMENTS				State and Federal Aid Receivable	
DEBT SERVICE				Other Receivables	4,500.00
Principal Payments	2,264,000.00			Total	24,376,533.16
Interest Payments	2,714,635.50			LIABILITIES, RESERVES, AND SURPLUS	
DEFERRED CHARGES				Cash Liabilities	11,036,309.32
SCHOOL, COUNTY, SPECIAL DISTRICT TAXES				Reserves for Receivables	4,536,776.06
RESERVE FOR UNCOLLECTED TAXES				Surplus Dec. 31, 1988	3,752,747.78
EXPENDITURES				Total	24,376,533.16
TOTAL					

0235

Population 1980 **7,381**
 Population 1988 **6,927**
 S & P Rating
 Moody Rating **A1**

General Tax Rate Per \$100. **1.59**
 State Equalized Tax Rate **1.47**

MIDLAND PARK BOROUGH - BERGEN CO.**Form of Government:****Borough Council****Number of Members on Governing Body - 6****PER CAPITA:**

Gross Debt **322.25**
 Net Debt **321.53**
 Debt Service **58.21**
 Total Tax Levy **1,206.72**
 Municipal Expenditures **577.27**

PER CENT:

Gross Debt **.47**
 Net Debt **.47**
 Tax Levy Collected **98.84**
 Tax Levy Cancelled, Abated or Adjusted **.12**

EXPENDITURES		REVENUES-REALIZED		1988 PROPERTY TAX	
GENERAL GOVERNMENT				STATE EQUALIZED TAX RATE	
Governing Body & Public Boards		1988 Property Taxes Collected	8,244,841.41	Local District School Taxes	.78
Municipal Clerk		1988 Payments in Lieu of Taxes		Regional & Consolidated School Tax	
Financial Administration	36,440.00	Delinquent Tax & Lien Collections	84,887.28	School Taxes in Municipal Budget	
Assessment of Taxes	14,293.00	Business Personalty Replacement Taxes	138,366.08	County Taxes	.23
Collection of Taxes	6,730.00	Taxes from Public Utilities	396,803.00	County Library Taxes	
Planning, Housing & Development	9,118.00	Other Miscellaneous Tax Revenues		Local Municipal Purpose Taxes	.46
Human Resources	24,696.00	State Aid Revenues	103,084.88	Veteran & Senior Citizen Taxes	
Elections		Federal Aid Revenues		Total Taxes for Rate Computation	1.47
General Administration (other)	375,290.00	State and Local Fiscal Assistance Act Utilized		Special District Taxes	
JUDICIARY		Sale of Acquired Property		Bank Corp. Taxes	29,235.80
Municipal Courts	54,676.31	Other Miscellaneous Revenues	441,449.60	Added and Omitted Taxes	21,396.82
PUBLIC SAFETY		Total	9,409,432.25	Total Taxes Levied - ABSTRACT	8,358,962.89
Fire Protection	67,443.40	Prior Years Surplus Appropriated	450,000.00	Total Taxes Billed	8,341,556.10
Police Protection	663,403.17	REVENUES TOTAL	9,859,432.25	1988 TAXES COLLECTED	8,244,841.41
Civil Defense & Disaster Control	600.00	Reserve For Uncollected Taxes	429,600.00	1988 Taxes Cancelled, Abated or Adjusted	10,164.08
Environmental Inspection & Control	31,355.00	CAPITAL OUTLAY TOTAL	414,809.60	Transfer to Tax Title Liens or Foreclosed	1,542.30
Other Public Safety				Balance Outstanding Dec. 31, 1988	85,008.31
PUBLIC WORKS		Public Enterprises		PRIOR YEARS TAXES OUTSTANDING	
Streets and Drainage	251,998.00	Recreation—Culture		Balance January 1, 1988	85,047.60
Sewers and Sewage Processing	873,326.27	Public Works	250,483.81	Collected in 1988	84,887.28
Garbage and Trash Disposal		Buildings and Grounds	164,325.79	Cancelled, Abated or Adjusted 1988	160.32
Public Buildings and Grounds	43,440.00	Library and Education		Transfers to Tax Title Liens or Foreclosed	
Other Public Works	17,000.00	Conservation		Balance December 31, 1988	
HEALTH and WELFARE		All Other		TAX TITLE LIENS OUTSTANDING	
Health Services Except Environmental	37,334.00	CAPITAL DEBT AUTHORIZED, DECEMBER 31, 1988		Balance January 1, 1988	14,102.80
Welfare-Public Assistance	700.00	ISSUED AND UNISSUED		Transfer From Taxes	1,542.30
Hospitals, Clinics, First Aid		School		Redeemed in 1988	
Animal, Insect, & Rodent Control		Self-liquidating		Cancelled, Abated or Adjusted (1988)	
Other Welfare Services		Other	2,232,240	Transfers to Foreclosed Property	
RECREATION and CONSERVATION		Total	2,232,240	Balance December 31, 1988	15,645.10
Beaches and Boardwalks		ISSUED AND OUTSTANDING		PROPERTY ACQUIRED BY DEED OR FORECLOSURE	
Parks, Playgrounds, Shade Trees	6,000.00	School		Balance January 1, 1988	200.00
Land Reclamation & Conservation	120,320.02	Self-Liquidating		Transfers From Taxes or Liens	
Other Recreational Services	35,931.00	Other	2,073,590.00	Sale for Cash (1988)	
EDUCATION (excluding schools)		Total	2,073,590.00	Cancelled, Abated or Adjusted (1988)	
Libraries	150,104.00	EQUALIZED VALUATION BASIS		Balance December 31, 1988	200.00
Other Educational Services		FOR NET DEBT COMPUTATION	477,423,722	CURRENT FINANCES DECEMBER 31, 1988	
STATUTORY EXPENDITURES		REAL PROPERTY VALUATIONS		ASSETS	
Pensions & F. I. C. A.	201,470.00	Code Class # of Parcels % VAL'N		Cash Dec. 31, 1988	1,814,941.65
Employee Fringe Benefits	107,100.00	1 Vacant Land 63 .71	3,667,900.00	Taxes Receivable	85,008.31
Other Statutory Expenditures	100.00	2 Residential 2116 77.68	403,646,700.00	Tax Title Liens	15,645.10
CETA And Other Public Employment Programs		3 Farm		Foreclosed Property	200.00
MUNICIPAL FUNCTIONS TOTAL	3,134,518.17	4a Commercial 112 12.85	66,796,800.00	Emergencies & Other Deferred Charges	93,756.00
CAPITAL IMPROVEMENTS *MEMO*	104,243.00	4b Industrial 34 6.25	32,485,100.00	State and Federal Aid Receivable	7,227.40
DEBT SERVICE		4c Apartments 5 2.51	13,043,500.00	Other Receivables	28,274.80
Principal Payments	327,330.00	Total 2330	519,640,000.00	Total	2,045,053.26
Interest Payments	75,868.23	Land Area 1.69 Sq. Miles		LIABILITIES, RESERVES, AND SURPLUS	
DEFERRED CHARGES	31,339.00	Net Valuation Taxable-Municipal	522,748,553	Cash Liabilities	1,184,855.53
SCHOOL, COUNTY, SPECIAL DISTRICT TAXES	5,686,400.27	Net Valuation Taxable-County	512,766,675	Reserves for Receivables	127,719.37
RESERVE FOR UNCOLLECTED TAXES	429,600.00	State Equalized Valuation	566,465,019	Surplus Dec. 31, 1988	732,478.36
EXPENDITURES TOTAL	9,635,155.67	State Equalization Ratio	92.24	Total	2,045,053.26

1020
Population 1980 1,368
Population 1988 1,379
S & P Rating
Maady Rating

General Tax Rate Per \$100. 1.74
State Equalized Tax Rate 2.00

MILFORD BOROUGH - HUNTERDON CO.
Form of Government:
Borough Council
Number of Members on Governing Body - 6

PER CAPITA:
Gross Debt 659.94
Net Debt 346.17
Debt Service
Total Tax Levy 1,176.60
Municipal Expenditures 698.80
PER CENT:
Gross Debt 1.33
Net Debt .70
Tax Levy Collected 91.47
Tax Levy Cancelled, Abated or Adjusted 4.41

EXPENDITURES		REVENUES-REALIZED		1988 PROPERTY TAX	
GENERAL GOVERNMENT				STATE EQUALIZED TAX RATE	
Governing Body & Public Boords		1988 Property Taxes Collected	1,480,077.19	Local District School Taxes	.79 636,854.00
Municipal Clerk	19,000.00	1988 Payments in Lieu of Taxes		Regional & Consolidated School Tax	.51 410,253.44
Financial Administration		Delinquent Tax & Lien Collections	40,875.71	School Taxes in Municipal Budget	
Assessment of Taxes	10,500.00	Business Personalty Replacement Taxes	192,493.83	County Taxes	.38 311,153.49
Collection of Taxes	19,335.02	Taxes from Public Utilities	245,903.00	County Library Taxes	
Planning, Hausing & Development	2,005.17	Other Miscellaneous Tax Revenues		Local Municipal Purpose Taxes	.31 255,197.37
Human Resaources		State Aid Revenues	9,587.25	Veteran & Senior Citizen Taxes	17,150.00
Elections		Federal Aid Revenues		Total Taxes for Rate Computation	1.79 1,630,518.80
General Administration (other)	197,150.00	State and Local Fiscal Assistance Act Utilized	1,005.17	Special District Taxes	
JUDICIARY		State and Local Fiscal Assistance Act Utilized		Bank Corp. Taxes	8,560.05
Municipal Courts	10,000.00	Sale of Acquired Property		Added and Omitted Taxes	597.33
PUBLIC SAFETY		Other Miscellaneous Revenues	127,972.63	Total Taxes Levied - ABSTRACT	1,622,526.63
Fire Protection	44,000.00	Total	2,097,919.33	Total Taxes Billed	1,613,167.69
Police Protection	165,000.00	Prior Years Surplus Appropriated	200,000.00	1988 TAXES COLLECTED	1,430,077.19
Civil Defense & Disaster Control	250.00	REVENUES TOTAL	2,297,919.83	1988 Taxes Cancelled, Abated or Adjusted	71,434.32
Environmental Inspection & Control		Reserve For Uncollected Taxes	75,255.39	Transfer to Tax Title Liens or Foreclosed	1,752.18
Other Public Safety		CAPITAL OUTLAY TOTAL	128,096.44	Balance Outstanding Dec. 31, 1988	64,904.00
PUBLIC WORKS				PRIOR YEARS TAXES OUTSTANDING	
Streets and Drainage	151,000.00	Public Enterprises	7,490.00	Balance January 1, 1988	40,375.71
Sewers and Sewage Processing	5,000.00	Recreation--Culture		Collected in 1988	40,375.71
Garbage and Trosh Disposol	115,000.00	Public Works	120,606.44	Cancelled, Abated or Adjusted 1988	
Public Buildings and Grounds	10,300.00	Buildings and Grounds		Transfers to Tax Title Liens or Foreclosed	
Other Public Works		Library and Education		Balance December 31, 1988	
HEALTH and WELFARE		Conservation		TAX TITLE LIENS OUTSTANDING	
Health Services Except Environmental		All Other		Balance January 1, 1988	9,731.09
Welfare-Public Assistance	3,920.00	CAPITAL DEBT AUTHORIZED, DECEMBER 31, 1988		Transfer From Taxes	1,752.18
Hospitals, Clinics, First Aid		ISSUED AND UNISSUED		Redeemed in 1988	
Animal, Insect, & Rodent Control	1,200.00	School	141,815	Cancelled, Abated or Adjusted (1988)	
Other Welfare Services		Self-liquidating	653,240	Transfers to Foreclosed Property	
RECREATION and CONSERVATION		Other	115,000	Balance December 31, 1988	11,733.27
Beaches and Boardwalks		Total	910,055	PROPERTY ACQUIRED BY DEED OR FORECLOSURE	
Parks, Playgrounds, Shode Trees	8,000.00	ISSUED AND OUTSTANDING		Balance January 1, 1988	
Land Reclomotion & Conservation		School	141,815.66	Transfers From Taxes or Liens	
Other Recreational Services		Self-liquidating	649,000.00	Sole for Cash (1988)	
EDUCATION (excluding schools)		Other		Cancelled, Abated or Adjusted (1988)	
Libraries	40,000.00	Total	790,815.66	Balance December 31, 1988	
Other Educotional Services		EQUALIZED VALUATION BASIS		CURRENT FINANCES DECEMBER 31, 1988	
STATUTORY EXPENDITURES		FOR NET DEBT COMPUTATION	68,270,745	ASSETS	
Pensions & F. I. C. A.	52,000.00	REAL PROPERTY VALUATIONS		Cash Dec. 31, 1988	878,071.68
Employee Fringe Benefits	28,000.00	Code Class # of Parcels % VAL'N		Taxes Receivable	64,904.00
Other Statutory Expenditures	6,500.00	1 Vacant Land 76 4.91	4,544,265.00	Tax Title Liens	11,733.27
CETA And Other Public Employment Programs		2 Residential 389 63.24	58,530,300.00	Foreclosed Property	
MUNICIPAL FUNCTIONS TOTAL	888,150.19	3 Form 3 .34	314,750.00	Emergencies & Other Deferred Charges	15,000.02
CAPITAL IMPROVEMENTS *MEMO*	15,000.00	4a Commercial 42 10.03	9,290,200.00	State and Federal Aid Receivable	
DEBT SERVICE		4b Industrial 4 14.89	13,796,100.00	Other Receivables	10,060.73
Principal Payments		4c Aportments 1 6.59	6,104,900.00	Total	979,769.70
Interest Payments		Total 515	92,630,515.00	LIABILITIES, RESERVES, AND SURPLUS	
DEFERRED CHARGES	235.76	Land Area 1.30 Sq. Miles		Cash Liabilities	584,657.66
SCHOOL, COUNTY, SPECIAL DISTRICT TAXES	1,358,260.93	Net Valuation Taxable-Municipal	92,963,785	Reserves for Receivables	86,698.00
RESERVE FOR UNCOLLECTED TAXES	75,255.39	Net Valuation Taxable-County	75,753,373	Surplus Dec. 31, 1988	308,414.04
EXPENDITURES TOTAL	2,321,912.27	State Equalized Valuation	81,092,219	Total	979,769.70
		State Equalization Ratio	114.70		

Population 1980 19,543
 Population 1988 19,420
 S & P Rating AA+
 Moody Rating AAA

General Tax Rate Per \$100.

2.69

State Equalized Tax Rate

1.47

MILLBURN TOWNSHIP - ESSEX COUNTY

Form of Government:

Township Committee

Number of Members on Governing Body - 5

PER CAPITA:

Gross Debt 442.61
 Net Debt 238.29
 Debt Service 52.46
 Total Tax Levy 2,253.34
 Municipal Expenditures 874.80

PER CENT:

Gross Debt .34
 Net Debt .18
 Tax Levy Collected 99.12
 Tax Levy Cancelled, Abated or Adjusted .03

EXPENDITURES		REVENUES-REALIZED		1988 PROPERTY TAX	
GENERAL GOVERNMENT				STATE EQUALIZED TAX RATE	
Governing Body & Public Boards	5,000.00	1988 Property Taxes Collected	43,711,738.37	Local District School Taxes	.48 14,332,704.07
Municipal Clerk	76,100.00	1988 Payments in Lieu of Taxes	151,700.00	Regional & Consolidated School Tax	
Financial Administration	199,253.00	Delinquent Tax & Lien Collections	379,963.00	School Taxes in Municipal Budget	
Assessment of Taxes	93,202.00	Business Personalty Replacement Taxes	443,329.00	County Taxes	.68 20,210,866.07
Collection of Taxes	84,740.00	Taxes from Public Utilities	2,092,660.00	County Library Taxes	
Planning, Housing & Development	18,240.00	Other Miscellaneous Tax Revenues	230,762.00	Local Municipal Purpose Taxes	.31 9,108,604.00
Human Resources	78,652.00	State Aid Revenues	218,097.00	Veteran & Senior Citizen Taxes	88,750.00
Elections		Federal Aid Revenues		Total Taxes for Rate Computation	1.47 43,740,924.14
General Administration (other)	1,416,129.00	State and Local Fiscal Assistance Act Utilized		Special District Taxes	
JUDICIARY		Sale of Acquired Property		Bank Corp. Taxes	107,760.00
Municipal Courts	125,293.00	Other Miscellaneous Revenues	2,381,316.86	Added and Omitted Taxes	
PUBLIC SAFETY		Total	49,609,566.23	Total Taxes Levied - ABSTRACT	43,759,934.14
Fire Protection	2,279,678.00	Prior Years Surplus Appropriated	2,845,000.00	Total Taxes Billed	44,098,609.10
Police Protection	2,787,768.00	REVENUES TOTAL	52,454,566.23	1988 TAXES COLLECTED	43,711,738.37
Civil Defense & Disaster Control	4,350.00	Reserve For Uncollected Taxes	1,269,575.00	1988 Taxes Cancelled, Abated or Adjusted	14,974.56
Environmental Inspection & Control	119,250.00			Transfer to Tax Title Liens or Foreclosed	5,791.57
Other Public Safety		CAPITAL OUTLAY TOTAL	286,141.57	Balance Outstanding Dec. 31, 1988	366,104.60
PUBLIC WORKS				PRIOR YEARS TAXES OUTSTANDING	
Streets and Drainage	1,850,498.00	Public Enterprises		Balance January 1, 1988	377,661.78
Sewers and Sewage Processing	1,466,240.00	Recreation—Culture	25,777.90	Collected in 1988	377,400.29
Garbage and Trash Disposal		Public Works	155,169.83	Cancelled, Abated or Adjusted 1988	
Public Buildings and Grounds	168,500.00	Buildings and Grounds	98,825.14	Transfers to Tax Title Liens or Foreclosed	
Other Public Works		Library and Education	6,368.70	Balance December 31, 1988	261.49
HEALTH and WELFARE		Conservation		TAX TITLE LIENS OUTSTANDING	
Health Services Except Environmental	229,933.00	All Other		Balance January 1, 1988	22,955.04
Welfare-Public Assistance	3,720.00	CAPITAL DEBT AUTHORIZED, DECEMBER 31, 1988		Transfer From Taxes	
Hospitals, Clinics, First Aid		ISSUED AND UNISSUED GROSS DEBT NET DEBT		Redeemed in 1988	4,584.53
Animal, Insect, & Rodent Control		School 3,968,000		Cancelled, Abated or Adjusted (1988)	
Other Welfare Services		Self-liquidating 4,627,500	4,627,500	Transfers to Foreclosed Property	
RECREATION and CONSERVATION		Other 8,595,500	4,627,500	Balance December 31, 1988	18,370.51
Beaches and Boardwalks	962,632.00	Total	8,595,500	PROPERTY ACQUIRED BY DEED OR FORECLOSURE	
Parks, Playgrounds, Shade Trees		ISSUED AND OUTSTANDING		Balance January 1, 1988	14,000.00
Land Reclamation & Conservation	32,450.00	School 3,968,000.00		Transfers From Taxes or Liens	
Other Recreational Services		Self-Liquidating 4,599,000.00		Sale for Cash (1988)	
EDUCATION (excluding schools)		Other 8,567,000.00		Cancelled, Abated or Adjusted (1988)	
Libraries	603,130.00	Total	8,567,000.00	Balance December 31, 1988	14,000.00
Other Educational Services	7,500.00	EQUALIZED VALUATION BASIS		CURRENT FINANCES DECEMBER 31, 1988	
STATUTORY EXPENDITURES		FOR NET DEBT COMPUTATION	2,515,262.580	ASSETS	
Pensions & F. I. C. A.	1,366,455.00	REAL PROPERTY VALUATIONS		Cash Dec. 31, 1988	5,055,102.00
Employee Fringe Benefits	695,040.00	Code Class # of Parcels % VAL'N		Taxes Receivable	366,366.09
Other Statutory Expenditures	1,000.00	1 Vacant Land 102 .61	9,828,800.00	Tax Title Liens	18,370.51
CETA And Other Public Employment Programs		2 Residential 6006 77.09	1,247,962,800.00	Foreclosed Property	14,000.00
MUNICIPAL FUNCTIONS TOTAL	14,685,328.00	3 Farm		Emergencies & Other Deferred Charges	
CAPITAL IMPROVEMENTS *MEMO*	405,250.00	4a Commercial 224 18.88	305,594,100.00	State and Federal Aid Receivable	1,250.00
DEBT SERVICE		4b Industrial 33 1.99	32,279,800.00	Other Receivables	1,662.40
Principal Payments	735,000.00	4c Apartments 22 1.43	23,224,500.00	Total	5,456,751.00
Interest Payments	283,739.00	Total 6387	1,618,890,000.00	LIABILITIES, RESERVES, AND SURPLUS	
DEFERRED CHARGES	15,000.00	Land Area 10.00 Sq. Miles		Cash Liabilities	2,026,425.00
SCHOOL, COUNTY, SPECIAL DISTRICT TAXES	34,543,570.14	Net Valuation Taxable-Municipal	1,628,265,500	Reserves for Receivables	400,399.00
RESERVE FOR UNCOLLECTED TAXES	1,269,575.00	Net Valuation Taxable-County	2,620,493,036	Surplus Dec. 31, 1988	3,029,927.00
EXPENDITURES TOTAL	51,532,262.14	State Equalized Valuation	2,977,637,326	Total	5,456,751.00
		State Equalization Ratio	54.54		

1812

Population 1980 530
Population 1988 498
S & P Rating
Moody Rating

General Tax Rate Per \$100.

3.20

State Equalized Tax Rate

1.55

MILLSTONE BOROUGH - SOMERSET CO.**Form of Government:****Borough Council****Number of Members on Governing Body - 6**

PER CAPITA:

Gross Debt 12.05

Net Debt 12.05

Debt Service 2.73

Total Tax Levy 926.41

Municipal Expenditures 364.35

PER CENT:

Gross Debt .02

Net Debt .02

Tax Levy Collected 97.46

Tax Levy Cancelled, Abated

or Adjusted .01

EXPENDITURES		REVENUES-REALIZED		1988 PROPERTY TAX	
GENERAL GOVERNMENT		1988 Property Taxes Collected		STATE EQUALIZED TAX RATE → .45	
Governing Body & Public Boards		1988 Payments in Lieu of Taxes	449,438.07	Local District School Taxes	252,647.00
Municipal Clerk	11,450.00	Delinquent Tax & Lien Collections	2,724.62	Regional & Consolidated School Tax	
Financial Administration	3,965.00	Business Personalty Replacement Taxes	2,411.34	School Taxes in Municipal Budget	
Assessment of Taxes	6,425.00	Taxes from Public Utilities	50,345.00	County Taxes	120,615.54
Collection of Taxes	3,000.00	Other Miscellaneous Tax Revenues		County Library Taxes	7,129.33
Planning, Housing & Development		State Aid Revenues	4,829.37	Local Municipal Purpose Taxes	79,722.46
Human Resources	325.00	Federal Aid Revenues		Veteran & Senior Citizen Taxes	4,300.00
Elections	19,719.00	State and Local Fiscal Assistance Act Utilized		Total Taxes for Rate Computation	464,914.33
General Administration (other)		Sale of Acquired Property		Special District Taxes	219.00
JUDICIARY		Other Miscellaneous Revenues	9,976.07	Bank Corp. Taxes	1,021.04
Municipal Courts	2,700.00	Total	525,775.97	Added and Omitted Taxes	
PUBLIC SAFETY		Prior Years Surplus Appropriated	30,000.00	Total Taxes Levied - ABSTRACT	461,354.42
Fire Protection	25,257.00	REVENUES TOTAL	555,775.97	Total Taxes Billed	461,220.46
Police Protection	700.00	Reserve For Uncollected Taxes	22,000.00	1988 TAXES COLLECTED	449,488.07
Civil Defense & Disaster Control	300.00	CAPITAL OUTLAY TOTAL	45,365.59	1988 Taxes Cancelled, Abated or Adjusted	50.00
Environmental Inspection & Control	1,825.00	Public Enterprises		Transfer to Tax Title Liens or Foreclosed	
Other Public Safety		Recreation—Culture		Balance Outstanding Dec. 31, 1988	11,682.37
PUBLIC WORKS		Public Works	45,365.59	PRIOR YEARS TAXES OUTSTANDING	
Streets and Drainage	10,830.00	Buildings and Grounds		Balance January 1, 1988	3,724.62
Sewers and Sewage Processing	56,461.75	Library and Education		Collected in 1988	3,724.62
Garbage and Trash Disposal	3,000.00	Conservation		Cancelled, Abated or Adjusted 1988	
Public Buildings and Grounds		All Other		Transfers to Tax Title Liens or Foreclosed	
Other Public Works		CAPITAL DEBT AUTHORIZED, DECEMBER 31, 1988		Balance December 31, 1988	
HEALTH and WELFARE		ISSUED AND UNISSUED GROSS DEBT NET DEBT		TAX TITLE LIENS OUTSTANDING	
Health Services Except Environmental	2,600.00	School		Balance January 1, 1988	
Welfare-Public Assistance	200.00	Self-Liquidating		Transfer From Taxes	
Hospitals, Clinics, First Aid		Other	6,000	Redeemed in 1988	
Animal, Insect, & Rodent Control		Total	6,000	Cancelled, Abated or Adjusted (1988)	
Other Welfare Services		ISSUED AND OUTSTANDING		Transfers to Foreclosed Property	
RECREATION and CONSERVATION		School		Balance December 31, 1988	
Beaches and Boardwalks	2,033.25	Self-Liquidating		PROPERTY ACQUIRED BY DEED OR	
Parks, Playgrounds, Shade Trees	25.00	Other	6,000.00	FORECLOSURE	
Land Reclamation & Conservation		Total	6,000.00	Balance January 1, 1988	
Other Recreational Services		EQUALIZED VALUATION BASIS		Transfers From Taxes or Liens	
EDUCATION (excluding schools)		FOR NET DEBT COMPUTATION	24,340,907	Sale for Cash (1988)	
Libraries		REAL PROPERTY VALUATIONS		Cancelled, Abated or Adjusted (1988)	
Other Educational Services	240.00	Code Class # of Parcels % VAL'N ASSESSED VALUATION		Balance December 31, 1988	
STATUTORY EXPENDITURES		1 Vacant Land 10 1.09 157,100.00		CURRENT FINANCES DECEMBER 31, 1988	
Pensions & F. I. C. A.	6,400.00	2 Residential 154 91.18 13,099,000.00		ASSETS	
Employee Fringe Benefits		3 Farm 6 .85 121,600.00		Cash Dec. 31, 1988	74,044.77
Other Statutory Expenditures	500.00	4a Commercial 3 6.88 937,800.00		Taxes Receivable	11,682.37
CETA And Other Public Employment Programs		4b Industrial		Tax Title Liens	
MUNICIPAL FUNCTIONS TOTAL	158,051.00	4c Apartments		Foreclosed Property	
CAPITAL IMPROVEMENTS *MEMO*	1,000.00	Total 178 14,355,500.00		Emergencies & Other Deferred Charges	
DEBT SERVICE		Land Area .60 Sq. Miles		State and Federal Aid Receivable	
Principal Payments	1,000.00	Net Valuation Taxable-Municipal	14,381,231	Other Receivables	5,847.53
Interest Payments	336.75	Net Valuation Taxable-County	25,393,223	Total	91,574.67
DEFERRED CHARGES		State Equalized Valuation	29,647,538	LIABILITIES, RESERVES, AND SURPLUS	
SCHOOL, COUNTY, SPECIAL DISTRICT TAXES	380,321.92	State Equalization Ratio	43.43	Cash Liabilities	23,517.79
RESERVE FOR UNCOLLECTED TAXES	22,000.00			Reserves for Receivables	17,529.90
EXPENDITURES TOTAL	561,839.67			Surplus Dec. 31, 1988	50,520.99
				Total	91,574.67

1332
 Population 1980 3,926
 Population 1988 4,962
 S & P Rating
 Moody Rating

General Tax Rate Per \$100. 1.13
 State Equalized Tax Rate 1.38

MILLSTONE TOWNSHIP - MONMOUTH CO.
Form of Government:
Township Committee
Number of Members on Governing Body - 3

PER CAPITA:
 Gross Debt 310.73
 Net Debt 310.73
 Debt Service
 Total Tax Levy 1,295.23
 Municipal Expenditures 414.85

PER CENT:
 Gross Debt .54
 Net Debt .54
 Tax Levy Collected 89.82
 Tax Levy Cancelled, Abated or Adjusted 1.75

EXPENDITURES		REVENUES-REALIZED		1988 PROPERTY TAX	
GENERAL GOVERNMENT				STATE EQUALIZED TAX RATE	
Governing Body & Public Boards		1988 Property Taxes Collected	5,772,837.34	Local District School Taxes 1.02	4,112,085.00
Municipal Clerk		1988 Payments in Lieu of Taxes		Regional & Consolidated School Tax	
Financial Administration	49,250.00	Delinquent Tax & Lien Collections	200,951.39	School Taxes in Municipal Budget	
Assessment of Taxes	64,500.00	Business Personalty Replacement Taxes	45,528.60	County Taxes	1,236,708.97
Collection of Taxes	32,030.00	Taxes from Public Utilities	389,583.00	County Library Taxes	46,992.13
Planning, Housing & Development	46,300.00	Other Miscellaneous Tax Revenues		Local Municipal Purpose Taxes	163,000.00
Human Resources	3,000.00	State Aid Revenues	23,907.30	Veteran & Senior Citizen Taxes	24,750.00
Elections	1,100.00	Federal Aid Revenues		Total Taxes for Rate Computation	5,583,536.10
General Administration (other)	360,425.00	State and Local Fiscal Assistance Act Utilized	590.00	Special District Taxes	271,672.00
JUDICIARY		Sale of Acquired Property		Bank Corp. Taxes	5,994.71
Municipal Courts	85,100.00	Other Miscellaneous Revenues	432,962.56	Added and Omitted Taxes	590,482.06
PUBLIC SAFETY		Total	6,916,360.69	Total Taxes Levied - ABSTRACT	6,426,934.87
Fire Protection	11,140.00	Prior Years Surplus Appropriated	1,270,000.00	Total Taxes Billed	6,427,166.32
Police Protection	45,030.00	REVENUES TOTAL	8,186,360.69	1988 TAXES COLLECTED	5,772,837.34
Civil Defense & Disaster Control	1,000.00	Reserve For Uncollected Taxes	494,000.00	1988 Taxes Cancelled, Abated or Adjusted	112,333.57
Environmental Inspection & Control	57,660.00	CAPITAL OUTLAY TOTAL	374,078.69	Transfer to Tax Title Liens or Foreclosed	116.22
Other Public Safety				Balance Outstanding Dec. 31, 1988	541,879.19
PUBLIC WORKS				PRIOR YEARS TAXES OUTSTANDING	
Streets and Drainage	453,015.00	Public Enterprises		Balance January 1, 1988	200,964.81
Sewers and Sewage Processing		Recreation—Culture		Collected in 1988	200,951.89
Garbage and Trash Disposal		Public Works	369,271.87	Cancelled, Abated or Adjusted 1988	
Public Buildings and Grounds	62,905.73	Buildings and Grounds	504,306.32	Transfers to Tax Title Liens or Foreclosed	12.92
Other Public Works		Library and Education		Balance December 31, 1988	
HEALTH and WELFARE		Conservation		TAX TITLE LIENS OUTSTANDING	
Health Services Except Environmental	35,000.00	All Other		Balance January 1, 1988	529.27
Welfare-Public Assistance	3,100.00	CAPITAL DEBT AUTHORIZED, DECEMBER 31, 1988		Transfer From Taxes	145.26
Hospitals, Clinics, First Aid	4,000.00	ISSUED AND UNISSUED		Redeemed in 1988	
Animal, Insect, & Rodent Control	800.00	School		Cancelled, Abated or Adjusted (1988)	
Other Welfare Services		Self-liquidating		Transfers to Foreclosed Property	
RECREATION and CONSERVATION		Other	1,541,830	Balance December 31, 1988	674.53
Beaches and Boardwalks		Total	1,541,830	PROPERTY ACQUIRED BY DEED OR FORECLOSURE	
Parks, Playgrounds, Shade Trees	1,000.00	ISSUED AND OUTSTANDING		Balance January 1, 1988	92,180.00
Land Reclamation & Conservation	10,300.00	School		Transfers From Taxes or Liens	
Other Recreational Services	32,100.00	Self-liquidating		Sale for Cash (1988)	
EDUCATION (excluding schools)		Other		Cancelled, Abated or Adjusted (1988)	
Libraries		Total		Balance December 31, 1988	92,180.00
Other Educational Services	1,000.00	EQUALIZED VALUATION BASIS		CURRENT FINANCES DECEMBER 31, 1988	
STATUTORY EXPENDITURES		FOR NET DEBT COMPUTATION	287,949,524	ASSETS	
Pensions & F. I. C. A.	61,400.00	REAL PROPERTY VALUATIONS		Cash Dec. 31, 1988	4,308,360.91
Employee Fringe Benefits	24,000.00	Code Class # of Parcels % VAL'N		Taxes Receivable	541,879.19
Other Statutory Expenditures	4,404.22	1 Vacant Land 763 19.51	95,648,800.00	Tax Title Liens	674.53
CETA And Other Public Employment Programs		2 Residential 1163 56.90	278,975,100.00	Foreclosed Property	92,180.00
MUNICIPAL FUNCTIONS TOTAL	1,459,500.00	3 Farm 702 15.98	73,340,725.00	Emergencies & Other Deferred Charges	45,000.00
CAPITAL IMPROVEMENTS *MEMO*	30,000.00	4a Commercial 61 6.23	30,554,700.00	State and Federal Aid Receivable	2,191.65
DEBT SERVICE		4b Industrial 4 .91	4,459,800.00	Other Receivables	922,168.75
Principal Payments		4c Apartments 4 .48	2,347,600.00	Total	5,912,455.03
Interest Payments		Total 2697	490,326,725.00	LIABILITIES, RESERVES, AND SURPLUS	
DEFERRED CHARGES	105,000.00	Land Area 37.38 Sq. Miles		Cash Liabilities	3,447,852.23
SCHOOL, COUNTY, SPECIAL DISTRICT TAXES	5,667,458.10	Net Valuation Taxable-Municipal	492,131,900	Reserves for Receivables	1,556,902.47
RESERVE FOR UNCOLLECTED TAXES	494,000.00	Net Valuation Taxable-County	295,800,539	Surplus Dec. 31, 1988	907,700.33
EXPENDITURES TOTAL	7,725,933.10	State Equalized Valuation	401,973,889	Total	5,912,455.03
		State Equalization Ratio	122.53		

1212
Population 1980 7,136
Population 1988 6,955
S & P Rating
Moody Rating A

General Tax Rate Per \$100. 3.21
State Equalized Tax Rate 1.91

MILLTOWN BOROUGH MIDDLESEX CO.
Form of Government:
Borough Council
Number of Members on Governing Body - 6

PER CAPITA:
Gross Debt 736.97
Net Debt 378.37
Debt Service 37.77
Total Tax Levy 1,134.16
Municipal Expenditures 523.79

PER CENT:
Gross Debt 1.51
Net Debt .78
Tax Levy Collected 96.73
Tax Levy Cancelled, Abated or Adjusted

EXPENDITURES		REVENUES-REALIZED		1988 PROPERTY TAX	
GENERAL GOVERNMENT				STATE EQUALIZED TAX RATE	
Governing Body & Public Boards		1988 Property Taxes Collected	7,633,987.22	Local District School Taxes	1.09 4,425,415.50
Municipal Clerk		1988 Payments in Lieu of Taxes		Regional & Consolidated School Tax	
Financial Administration	44,925.00	Delinquent Tax & Lien Collections	167,038.94	School Taxes in Municipal Budget	
Assessment of Taxes	20,373.00	Business Personalty Replacement Taxes	98,343.36	County Taxes	.40 1,644,544.33
Collection of Taxes	34,520.00	Taxes from Public Utilities	199,702.00	County Library Taxes	
Planning, Housing & Development	17,247.00	Other Miscellaneous Tax Revenues		Local Municipal Purpose Taxes	.42 1,704,295.50
Human Resources	60,635.00	State Aid Revenues	643,900.21	Veteran & Senior Citizen Taxes	
Elections	4,699.00	Federal Aid Revenues		Total Taxes for Rate Computation	1.91 7,867,655.33
General Administration (other)	405,332.00	State and Local Fiscal Assistance Act Utilized		Special District Taxes	
JUDICIARY		Sale of Acquired Property		Bank Corp. Taxes	2,833.16
Municipal Courts	52,700.00	Other Miscellaneous Revenues	457,608.49	Added and Omitted Taxes	111,003.40
PUBLIC SAFETY		Total	9,205,539.22	Total Taxes Levied - ABSTRACT	7,888,096.94
Fire Protection	39,613.20	Prior Years Surplus Appropriated	675,000.00	Total Taxes Billed	7,897,211.46
Police Protection	493,168.00	REVENUES TOTAL	9,880,539.22	1988 TAXES COLLECTED	7,633,987.22
Civil Defense & Disaster Control	50.00	Reserve For Uncollected Taxes	341,406.60	1988 Taxes Cancelled, Abated or Adjusted	
Environmental Inspection & Control	25,634.00	CAPITAL OUTLAY TOTAL	1,419,773.67	Transfer to Tax Title Liens or Foreclosed	92,621.34
Other Public Safety		Public Enterprises	112,273.73	Balance Outstanding Dec. 31, 1988	165,602.90
PUBLIC WORKS		Recreation—Culture	31,879.71	PRIOR YEARS TAXES OUTSTANDING	
Streets and Drainage	137,657.00	Public Works	133,711.66	Balance January 1, 1988	210,110.02
Sewers and Sewage Processing		Buildings and Grounds	375,842.02	Collected in 1988	111,539.21
Garbage and Trash Disposal	450,831.00	Library and Education	211,071.50	Cancelled, Abated or Adjusted 1988	10,130.50
Public Buildings and Grounds	109,035.00	Conservation		Transfers to Tax Title Liens or Foreclosed	79,662.99
Other Public Works		All Other		Balance December 31, 1988	3,771.32
HEALTH and WELFARE		CAPITAL DEBT AUTHORIZED, DECEMBER 31, 1988		TAX TITLE LIENS OUTSTANDING	
Health Services Except Environmental	13,371.00	ISSUED AND UNISSUED		Balance January 1, 1988	18,065.79
Welfare-Public Assistance	14,640.00	School	1,795,000	Transfer From Taxes	193,353.91
Hospitals, Clinics, First Aid		Self-liquidating	454,000	Redeemed in 1988	55,499.73
Animal, Insect, & Rodent Control	3,159.00	Other	2,876,600	Cancelled, Abated or Adjusted (1988)	
Other Welfare Services		Total	5,125,600	Transfers to Foreclosed Property	
RECREATION and CONSERVATION		ISSUED AND OUTSTANDING		Balance December 31, 1988	155,919.97
Beaches and Boardwalks		School	900,000.00	PROPERTY ACQUIRED BY DEED OR FORECLOSURE	
Parks, Playgrounds, Shade Trees	109,334.00	Self-Liquidating	394,000.00	Balance January 1, 1988	
Land Reclamation & Conservation	18,959.00	Other	1,464,490.00	Transfers From Taxes or Liens	
Other Recreational Services	43,390.00	Total	2,758,490.00	Sale for Cash (1988)	
EDUCATION (excluding schools)		EQUALIZED VALUATION BASIS		Cancelled, Abated or Adjusted (1988)	
Libraries	77,564.00	FOR NET DEBT COMPUTATION	339,414,636	Balance December 31, 1988	
Other Educational Services		REAL PROPERTY VALUATIONS		CURRENT FINANCES DECEMBER 31, 1988	
STATUTORY EXPENDITURES		Code Class # of Parcels % VAL'N	ASSESSED VALUATION	ASSETS	
Pensions & F. I. C. A.	180,233.05	1 Vacant Land 146 2.35	5,634,600.00	Cash Dec. 31, 1988	5,681,183.85
Employee Fringe Benefits	107,992.00	2 Residential 2269 84.35	204,183,900.00	Taxes Receivable	174,374.22
Other Statutory Expenditures		3 Farm		Tax Title Liens	155,919.97
CETA And Other Public Employment Programs		4a Commercial 93 7.03	17,023,200.00	Foreclosed Property	
MUNICIPAL FUNCTIONS TOTAL	2,470,591.25	4b Industrial 6 5.65	13,665,000.00	Emergencies & Other Deferred Charges	15,821.68
CAPITAL IMPROVEMENTS *MEMO*	105,000.00	4c Apartments 3 .62	1,503,600.00	State and Federal Aid Receivable	1,599.62
DEBT SERVICE		Total 2522	242,065,300.00	Other Receivables	339,440.21
Principal Payments	190,000.00	Land Area 1.60 Sq. Miles		Total	6,413,339.55
Interest Payments	72,718.34	Net Valuation Taxable-Municipal	242,560,843	LIABILITIES, RESERVES, AND SURPLUS	
DEFERRED CHARGES	568,222.88	Net Valuation Taxable-County	408,995,360	Cash Liabilities	4,909,224.12
SCHOOL, COUNTY, SPECIAL DISTRICT TAXES	6,069,959.83	State Equalized Valuation	407,054,663	Reserves for Receivables	539,634.40
RESERVE FOR UNCOLLECTED TAXES	341,406.60	State Equalization Ratio	59.54	Surplus Dec. 31, 1988	969,481.03
EXPENDITURES TOTAL	9,712,898.95			Total	6,413,339.55

0510		
Population 1980	24,315	
Population 1988	25,781	
S & P Rating	A	
Moody Rating		
		General Tax Rate Per \$100.
		2.56
		State Equalized Tax Rate
		2.65

MILLVILLE CITY - CUMBERLAND COUNTY
Form of Government:
Commission (1911)
Number of Members on Governing Body - 5

PER CAPITA:		PER CENT:	
Gross Debt	675.27	Gross Debt	3.28
Net Debt	361.37	Net Debt	1.76
Debt Service	50.69	Tax Levy Collected	90.17
Total Tax Levy	634.57	Tax Levy Cancelled, Abated or Adjusted	3.57
Municipal Expenditures	437.17		

EXPENDITURES		REVENUES-REALIZED		1988 PROPERTY TAX	
GENERAL GOVERNMENT				STATE EQUALIZED TAX RATE	
Governing Body & Public Boards		1988 Property Taxes Collected	14,749,637.00	Local District School Taxes	.79
Municipal Clerk	96,175.00	1988 Payments in Lieu of Taxes	28,260.97	Regional & Consolidated School Tax	
Financial Administration	149,343.83	Delinquent Tax & Lien Collections	616,477.66	School Taxes in Municipal Budget	.04
Assessment of Taxes	133,400.00	Business Personality Replacement Taxes	478,329.96	County Taxes	1.10
Collection of Taxes	161,343.00	Taxes from Public Utilities	1,550,789.00	County Library Taxes	
Planning, Housing & Development	165,650.00	Other Miscellaneous Tax Revenues		Local Municipal Purpose Taxes	.72
Human Resources	530,151.36	State Aid Revenues	2,354,751.46	Veteran & Senior Citizen Taxes	
Elections	12,210.22	Federal Aid Revenues		Total Taxes for Rate Computation	2.65
General Administration (other)	1,257,971.90	State and Local Fiscal Assistance Act Utilized	4,440.52	Special District Taxes	
JUDICIARY		Sale of Acquired Property		Bank Corp. Taxes	2,346.28
Municipal Courts	105,475.00	Other Miscellaneous Revenues		Added and Omitted Taxes	264,830.56
PUBLIC SAFETY		Total	21,041,449.71	Total Taxes Levied - ABSTRACT	16,359,742.90
Fire Protection	276,628.50	Prior Years Surplus Appropriated	666,000.00	Total Taxes Billed	16,357,981.57
Police Protection	1,801,604.22	REVENUES TOTAL	21,707,449.71	1988 TAXES COLLECTED	14,749,637.00
Civil Defense & Disaster Control	7,123.10	Reserve For Uncollected Taxes	1,069,982.06	1988 Taxes Cancelled, Abated or Adjusted	584,585.07
Environmental Inspection & Control	166,150.00	CAPITAL OUTLAY TOTAL	1,792,466.13	Transfer to Tax Title Liens or Foreclosed	51,294.87
Other Public Safety				Balance Outstanding Dec. 31, 1988	972,464.63
PUBLIC WORKS				PRIOR YEARS TAXES OUTSTANDING	
Streets and Drainage	1,113,636.20	Public Enterprises	408,737.91	Balance January 1, 1988	599,758.06
Sewers and Sewage Processing	216,317.03	Recreation—Culture	588,001.01	Collected in 1988	576,622.37
Garbage and Trash Disposal	462,250.00	Public Works	632,497.39	Cancelled, Abated or Adjusted 1988	11,996.37
Public Buildings and Grounds	185,550.00	Buildings and Grounds	13,846.08	Transfers to Tax Title Liens or Foreclosed	8,131.60
Other Public Works	114,643.84	Library and Education	149,383.79	Balance December 31, 1988	3,007.72
HEALTH and WELFARE		Conservation		TAX TITLE LIENS OUTSTANDING	
Health Services Except Environmental	33,300.00	All Other		Balance January 1, 1988	134,384.67
Welfare-Public Assistance	109,174.00	CAPITAL DEBT AUTHORIZED, DECEMBER 31, 1988		Transfer From Taxes	61,754.87
Hospitals, Clinics, First Aid		ISSUED AND UNISSUED		Redeemed in 1988	39,855.29
Animal, Insect, & Rodent Control	5,000.00	School	6,672,050	Cancelled, Abated or Adjusted (1988)	
Other Welfare Services		Self-Liquidating	5,588,986	Transfers to Foreclosed Property	
RECREATION and CONSERVATION		Other	5,148,059	Balance December 31, 1988	156,284.25
Beaches and Boardwalks		Total	17,409,095	PROPERTY ACQUIRED BY DEED OR FORECLOSURE	
Parks, Playgrounds, Shade Trees	206,650.00	ISSUED AND OUTSTANDING		Balance January 1, 1988	235,105.00
Land Reclamation & Conservation		School	5,188,000.00	Transfers From Taxes or Liens	
Other Recreational Services	4,200.00	Self-Liquidating	4,769,004.94	Sale for Cash (1988)	
EDUCATION (excluding schools)		Other	4,014,259.04	Cancelled, Abated or Adjusted (1988)	
Libraries	154,000.00	Total	13,971,263.98	Balance December 31, 1988	235,105.00
Other Educational Services		EQUALIZED VALUATION BASIS		CURRENT FINANCES DECEMBER 31, 1988	
STATUTORY EXPENDITURES		FOR NET DEBT COMPUTATION	529,988,050	ASSETS	
Pensions & F. I. C. A.	661,150.83	REAL PROPERTY VALUATIONS		Cash Dec. 31, 1988	2,616,104.57
Employee Fringe Benefits	600,000.00	Code Class # of Parcels % VAL'N		Taxes Receivable	975,472.35
Other Statutory Expenditures		1 Vacant Land 1813 4.88	30,326,300.00	Tax Title Liens	156,284.25
CETA And Other Public Employment Programs	3,734,158.03	2 Residential 6730 61.27	380,783,250.00	Foreclosed Property	235,105.00
MUNICIPAL FUNCTIONS		3 Farm 187 .89	5,558,100.00	Emergencies & Other Deferred Charges	239,582.26
CAPITAL IMPROVEMENTS *MEMO*	30,000.00	4a Commercial 380 13.15	81,725,550.00	State and Federal Aid Receivable	22,244.61
DEBT SERVICE		4b Industrial 67 15.31	95,162,300.00	Other Receivables	200,877.19
Principal Payments	763,850.00	4c Apartments 35 4.49	27,911,800.00	Total	4,445,670.23
Interest Payments	537,932.61	Total	621,467,300.00	LIABILITIES, RESERVES, AND SURPLUS	
TYPE I SCHL DEBT *MEMO	886,984.78	Land Area 43.00 Sq. Miles		Cash Liabilities	2,337,242.29
DEFERRED CHARGES	159,769.29	Net Valuation Taxable-Municipal	628,638,711	Reserves for Receivables	1,567,738.79
SCHOOL, COUNTY, SPECIAL DISTRICT TAXES	11,710,209.24	Net Valuation Taxable-County	554,199,513	Surplus Dec. 31, 1988	540,689.15
RESERVE FOR UNCOLLECTED TAXES	1,069,982.06	State Equalized Valuation	606,753,948	Total	4,445,670.23
EXPENDITURES TOTAL	22,980,901.23	State Equalization Ratio	103.65		

1987-3000

* ABOVE DEBT SERVICE INCLUDES TYPE I SCHOOL DEBT

*Includes County Health Service Taxes or County Vocational School Taxes. See Table 13.

1420
 Population 1980 3,325
 Population 1988 3,424
 S & P Rating A
 Moody Rating
 General Tax Rate Per \$100. 4.20
 State Equalized Tax Rate 1.59

MINE HILL TOWNSHIP – MORRIS COUNTY
Form of Government:
Mayor–Council Plan E (OMCL 50)
Number of Members on Governing Body – 5

PER CAPITA:
 Gross Debt 659.56
 Net Debt 262.65
 Debt Service 23.71
 Total Tax Levy 971.55
 Municipal Expenditures 428.22
 PER CENT:
 Gross Debt 1.51
 Net Debt .60
 Tax Levy Collected 95.77
 Tax Levy Cancelled, Abated or Adjusted .14

EXPENDITURES		REVENUES-REALIZED		1988 PROPERTY TAX	
GENERAL GOVERNMENT				STATE EQUALIZED TAX RATE 1.59	
Governing Body & Public Boards		1988 Property Taxes Collected	3,135,294.10	Local District School Taxes	1.00 1,368,955.32
Municipal Clerk		1988 Payments in Lieu of Taxes		Regional & Consolidated School Tax	
Financial Administration	31,306.00	Delinquent Tax & Lien Collections	59,969.42	School Taxes in Municipal Budget	
Assessment of Taxes	105,050.00	Business Personalty Replacement Taxes	57,790.40	County Taxes	.23 421,605.90
Collection of Taxes	17,030.00	Taxes from Public Utilities	162,531.00	County Library Taxes	.01 9,924.66
Planning, Housing & Development	38,051.59	Other Miscellaneous Tax Revenues		Local Municipal Purpose Taxes	.35 650,000.00
Human Resources	750.00	State Aid Revenues	47,479.94	Veteran & Senior Citizen Taxes	
Elections	1,916.23	Federal Aid Revenues		Total Taxes for Rate Computation	1.59 2,992,536.38
General Administration (other)	269,815.00	State and Local Fiscal Assistance Act Utilized	466.00	Special District Taxes	
JUDICIARY		Sale of Acquired Property		Bank Corp. Taxes	
Municipal Courts	35,150.00	Other Miscellaneous Revenues	237,412.53	Added and Omitted Taxes	
PUBLIC SAFETY		Total	3,750,943.39	Total Taxes Levied - ABSTRACT	3,326,539.39
Fire Protection	29,490.50	Prior Years Surplus Appropriated	222,931.00	Total Taxes Billed	3,326,142.64
Police Protection	329,074.14	REVENUES TOTAL	3,973,374.39	1988 TAXES COLLECTED	3,135,294.10
Civil Defense & Disaster Control	16,745.00	Reserve For Uncollected Taxes	118,125.40	1988 Taxes Cancelled, Abated or Adjusted	4,687.20
Environmental Inspection & Control	19,935.18	CAPITAL OUTLAY TOTAL	296,383.69	Transfer to Tax Title Liens or Foreclosed	6,908.96
Other Public Safety				Balance Outstanding Dec. 31, 1988	129,252.38
PUBLIC WORKS				PRIOR YEARS TAXES OUTSTANDING	
Streets and Drainage	111,227.23	Public Enterprises	121,050.00	Balance January 1, 1988	56,759.06
Sewers and Sewage Processing	17,900.00	Recreation—Culture	2,269.10	Collected in 1988	56,401.78
Garbage and Trash Disposal		Public Works	173,569.59	Cancelled, Abated or Adjusted 1988	8.06
Public Buildings and Grounds	9,015.00	Buildings and Grounds		Transfers to Tax Title Liens or Foreclosed	
Other Public Works	7,000.00	Library and Education		Balance December 31, 1988	349.22
HEALTH and WELFARE		Conservation		TAX TITLE LIENS OUTSTANDING	
Health Services Except Environmental	41,830.00	All Other		Balance January 1, 1988	60,200.39
Welfare-Public Assistance	1,870.00	CAPITAL DEBT AUTHORIZED, DECEMBER 31, 1988		Transfer From Taxes	5,908.96
Hospitals, Clinics, First Aid		ISSUED AND UNISSUED GROSS DEBT NET DEBT		Redeemed in 1988	3,567.64
Animal, Insect, & Rodent Control	210.00	School 1,050,000		Cancelled, Abated or Adjusted (1988)	
Other Welfare Services		Self-liquidating 309,000		Transfers to Foreclosed Property	
RECREATION and CONSERVATION		Other 899,324	399,324	Balance December 31, 1988	63,541.71
Beaches and Boardwalks	21,711.66	Total 2,258,324	399,324	PROPERTY ACQUIRED BY DEED OR FORECLOSURE	
Parks, Playgrounds, Shade Trees		ISSUED AND OUTSTANDING		Balance January 1, 1988	25,100.00
Land Reclamation & Conservation	250.00	School 1,050,000.00		Transfers From Taxes or Liens	
Other Recreational Services	5,400.00	Self-Liquidating 309,000.00		Sale for Cash (1988)	
EDUCATION (excluding schools)		Other 651,000.00		Cancelled, Abated or Adjusted (1988)	
Libraries		Total 2,010,000.00		Balance December 31, 1988	25,100.00
Other Educational Services		EQUALIZED VALUATION BASIS		CURRENT FINANCES DECEMBER 31, 1988	
STATUTORY EXPENDITURES		FOR NET DEBT COMPUTATION	149,568,323	ASSETS	
Pensions & F. I. C. A.	93,763.53	REAL PROPERTY VALUATIONS		Cash Dec. 31, 1988	406,450.68
Employee Fringe Benefits	49,679.03	Code Class # of Parcels % VAL'N		Taxes Receivable	129,601.60
Other Statutory Expenditures	100.00	1 Vacant Land 210 7.43	5,197,400.00	Tax Title Liens	63,541.71
CETA And Other Public Employment Programs		2 Residential 1177 37.92	61,523,000.00	Foreclosed Property	25,100.00
MUNICIPAL FUNCTIONS TOTAL	1,253,375.14	3 Farm 2 .02	11,300.00	Emergencies & Other Deferred Charges	114,089.06
CAPITAL IMPROVEMENTS *MEMO*	20,000.00	4a Commercial 36 4.43	3,101,900.00	State and Federal Aid Receivable	422.62
DEBT SERVICE		4b Industrial		Other Receivables	103,213.76
Principal Payments	30,000.00	4c Apartments 1 .21	145,300.00	Total	842,429.43
Interest Payments	51,177.50	Total 1426	69,933,900.00	LIABILITIES, RESERVES, AND SURPLUS	
DEFERRED CHARGES	13,533.62	Land Area 2.95 Sq. Miles		Cash Liabilities	262,054.70
SCHOOL, COUNTY, SPECIAL DISTRICT TAXES	2,615,908.57	Net Valuation Taxable-Municipal	70,327,325	Reserves for Receivables	321,457.07
RESERVE FOR UNCOLLECTED TAXES	113,125.40	Net Valuation Taxable-County	179,725,361	Surplus Dec. 31, 1988	252,917.66
EXPENDITURES TOTAL	4,082,126.23	State Equalized Valuation	135,535,510	Total	842,429.43
		State Equalization Ratio	37.79		

1333

Population 1980 3,318
 Population 1988 3,686
 S & P Rating
 Moody Rating A

General Tax Rate Per \$100. 1.29
 State Equalized Tax Rate 1.33

MONMOUTH BEACH BORO. - MON. CO.

Form of Government:

Commission (1911)

Number of Members on Governing Body - 3

PER CAPITA:

Gross Debt 742.56
 Net Debt 572.71
 Debt Service 51.51
 Total Tax Levy 1,318.95
 Municipal Expenditures 588.28

PER CENT:

Gross Debt .95
 Net Debt .74
 Tax Levy Collected 96.35
 Tax Levy Cancelled, Abated or Adjusted

EXPENDITURES		REVENUES-REALIZED		1988 PROPERTY TAX	
GENERAL GOVERNMENT				STATE EQUALIZED TAX RATE	
Governing Body & Public Boards		1988 Property Taxes Collected	4,681,712.36	Local District School Taxes	.32 1,110,408.50
Municipal Clerk		1988 Payments in Lieu of Taxes		Regional & Consolidated School Tax	.38 1,323,522.14
Financial Administration	15,400.00	Delinquent Tax & Lien Collections	149,652.24	School Taxes in Municipal Budget	
Assessment of Taxes	18,014.00	Business Personalty Replacement Taxes	7,946.68	County Taxes	.34 1,201,221.45
Collection of Taxes	2,736.00	Taxes from Public Utilities	253,730.00	County Library Taxes	.01 45,643.65
Planning, Housing & Development	27,950.00	Other Miscellaneous Tax Revenues		Local Municipal Purpose Taxes	.33 1,157,474.48
Human Resources	40,747.65	State Aid Revenues	59,154.74	Veteran & Senior Citizen Taxes	
Elections	2,450.00	Federal Aid Revenues	10,000.00	Total Taxes for Rate Computation	1.38 4,855,920.22
General Administration (other)	342,855.00	State and Local Fiscal Assistance Act Utilized		Special District Taxes	
JUDICIARY		Sale of Acquired Property		Bank Corp. Taxes	2,582.83
Municipal Courts	31,165.00	Other Miscellaneous Revenues		Added and Omitted Taxes	20,801.34
PUBLIC SAFETY		Total	5,513,816.11	Total Taxes Levied - ABSTRACT	4,861,654.39
Fire Protection	38,611.37	Prior Years Surplus Appropriated	480,000.00	Total Taxes Billed	4,859,071.56
Police Protection	398,054.36	REVENUES TOTAL	5,993,816.11	1988 TAXES COLLECTED	4,681,712.86
Civil Defense & Disaster Control	7,000.00	Reserve For Uncollected Taxes	213,840.50	1988 Taxes Cancelled, Abated or Adjusted	
Environmental Inspection & Control	26,300.00	CAPITAL OUTLAY TOTAL	176,458.99	Transfer to Tax Title Liens or Foreclosed	
Other Public Safety				Balance Outstanding Dec. 31, 1988	177,358.70
PUBLIC WORKS				PRIOR YEARS TAXES OUTSTANDING	
Streets and Drainage	206,993.21	Public Enterprises		Balance January 1, 1988	150,218.75
Sewers and Sewage Processing		Recreation—Culture	9,277.38	Collected in 1988	149,652.24
Garbage and Trash Disposal	109,250.00	Public Works	29,008.92	Cancelled, Abated or Adjusted 1988	
Public Buildings and Grounds	55,000.00	Buildings and Grounds	138,172.69	Transfers to Tax Title Liens or Foreclosed	
Other Public Works	25,000.00	Library and Education		Balance December 31, 1988	566.51
HEALTH and WELFARE		Conservation		TAX TITLE LIENS OUTSTANDING	
Health Services Except Environmental	13,936.00	All Other		Balance January 1, 1988	19,946.22
Welfare-Public Assistance	250.00	CAPITAL DEBT AUTHORIZED, DECEMBER 31, 1988		Transfer From Taxes	
Hospitals, Clinics, First Aid		ISSUED AND UNISSUED GROSS DEBT		Redeemed in 1988	
Animal, Insect, & Rodent Control		School 626,059		Cancelled, Abated or Adjusted (1988)	
Other Welfare Services		Self-liquidating		Transfers to Foreclosed Property	
RECREATION and CONSERVATION		Other 2,111,000	2,111,000	Balance December 31, 1988	19,946.22
Beaches and Boardwalks	100,506.79	Total 2,737,059	2,111,000	PROPERTY ACQUIRED BY DEED OR	
Parks, Playgrounds, Shade Trees	49,500.00			FORECLOSURE	
Land Reclamation & Conservation	500.00	ISSUED AND OUTSTANDING		Balance January 1, 1988	118,710.00
Other Recreational Services		School 626,059.37		Transfers From Taxes or Liens	
EDUCATION (excluding schools)		Self-Liquidating		Sale for Cash (1988)	
Libraries	23,000.00	Other 1,668,000.00		Cancelled, Abated or Adjusted (1988)	
Other Educational Services		Total 2,294,059.37		Balance December 31, 1988	118,710.00
STATUTORY EXPENDITURES		EQUALIZED VALUATION BASIS		CURRENT FINANCES DECEMBER 31, 1988	
Pensions & F. I. C. A.	91,443.89	FOR NET DEBT COMPUTATION	286,724,897	ASSETS	
Employee Fringe Benefits	81,500.00	REAL PROPERTY VALUATIONS		Cash Dec. 31, 1988	1,637,474.45
Other Statutory Expenditures		Code Class # of Parcels % VAL'N	ASSESSED VALUATION	Taxes Receivable	177,925.21
CETA And Other Public Employment Programs		1 Vacant Land 203 3.89	14,555,300.00	Tax Title Liens	19,946.22
MUNICIPAL FUNCTIONS TOTAL	1,713,173.27	2 Residential 1876 91.97	343,783,900.00	Foreclosed Property	118,710.00
CAPITAL IMPROVEMENTS *MEMO*	15,000.00	3 Farm		Emergencies & Other Deferred Charges	62,551.21
DEBT SERVICE		4a Commercial 36 4.04	15,087,200.00	State and Federal Aid Receivable	
Principal Payments	110,000.00	4b Industrial		Other Receivables	
Interest Payments	79,834.00	4c Apartments 1 .10	385,000.00	Total	2,016,607.09
DEFERRED CHARGES	46,512.14	Total 2116	373,811,400.00	LIABILITIES, RESERVES, AND SURPLUS	
SCHOOL, COUNTY, SPECIAL DISTRICT TAXES	3,680,795.74	Land Area 1.10 Sq. Miles		Cash Liabilities	1,181,288.82
RESERVE FOR UNCOLLECTED TAXES	213,340.50	Net Valuation Taxable-Municipal	374,292,366	Reserves for Receivables	316,581.43
EXPENDITURES TOTAL	5,849,205.65	Net Valuation Taxable-County	287,326,487	Surplus Dec. 31, 1988	518,736.84
		State Equalized Valuation	350,918,702	Total	2,016,607.09
		State Equalization Ratio	106.67		

0811

Population 1980 21,639

Population 1988 23,887

S & P Rating

Moody Rating BAA1

General Tax Rate Per \$100.

2.85

State Equalized Tax Rate

2.30

MONROE TOWNSHIP - GLOUCESTER CO.

Form of Government:

Mayor-Council Plan F (OMCL 50)

Number of Members on Governing Body - 7

PER CAPITA:

Gross Debt 235.37

Net Debt 122.13

Debt Service 27.49

Total Tax Levy 562.23

Municipal Expenditures 423.76

PER CENT:

Gross Debt 1.13

Net Debt .61

Tax Levy Collected 93.04

Tax Levy Cancelled, Abated

or Adjusted

EXPENDITURES		REVENUES-REALIZED		1988 PROPERTY TAX	
GENERAL GOVERNMENT				STATE EQUALIZED TAX RATE	
Governing Body & Public Boards		1988 Property Taxes Collected	12,436,361.23	Local District School Taxes	.97 5,430,205.76
Municipal Clerk		1988 Payments in Lieu of Taxes		Regional & Consolidated School Tax	
Financial Administration	109,027.00	Delinquent Tax & Lien Collections	883,597.68	School Taxes in Municipal Budget	
Assessment of Taxes	123,926.00	Business Personalty Replacement Taxes	126,176.08	County Taxes	.71 3,946,563.37
Collection of Taxes	123,706.00	Taxes from Public Utilities	3,330,833.00	County Library Taxes	
Planning, Housing & Development	113,945.00	Other Miscellaneous Tax Revenues		Local Municipal Purpose Taxes	.62 3,474,775.19
Human Resources	164,737.46	State Aid Revenues	840,530.24	Veteran & Senior Citizen Taxes	253,750.00
Elections	13,000.00	Federal Aid Revenues		Total Taxes for Rate Computation	2.30 13,105,494.32
General Administration (other)	1,374,093.94	State and Local Fiscal Assistance Act Utilized		Special District Taxes	
JUDICIARY		Sale of Acquired Property		Bank Corp Taxes	3,902.66
Municipal Courts	110,447.00	Other Miscellaneous Revenues	1,298,027.67	Added and Omitted Taxes	569,323.72
PUBLIC SAFETY		Total	18,955,625.90	Total Taxes Levied - ABSTRACT	13,429,970.70
Fire Protection	131,594.20	Prior Years Surplus Appropriated	1,625,000.00	Total Taxes Billed	13,421,068.04
Police Protection	2,065,032.08	REVENUES TOTAL	20,590,625.90	1988 TAXES COLLECTED	12,436,361.23
Civil Defense & Disaster Control	11,835.00	Reserve For Uncollected Taxes	632,972.69	1988 Taxes Cancelled, Abated or Adjusted	
Environmental Inspection & Control	163,540.00	CAPITAL OUTLAY TOTAL	597,230.09	Transfer to Tax Title Liens or Foreclosed	37,309.34
Other Public Safety		Public Enterprises		Balance Outstanding Dec. 31, 1988	397,397.47
PUBLIC WORKS		Recreation—Culture	119,273.59	PRIOR YEARS TAXES OUTSTANDING	
Streets and Drainage	1,196,050.17	Public Works	315,424.06	Balance January 1, 1988	994,044.55
Sewers and Sewage Processing		Buildings and Grounds	162,532.44	Collected in 1988	812,291.02
Garbage and Trash Disposal	1,390,596.00	Library and Education		Cancelled, Abated or Adjusted 1988	7,092.30
Public Buildings and Grounds	225,731.92	Conservation		Transfers to Tax Title Liens or Foreclosed	3,744.93
Other Public Works	125,000.00	All Other		Balance December 31, 1988	170,916.30
HEALTH and WELFARE		CAPITAL DEBT AUTHORIZED, DECEMBER 31, 1988		TAX TITLE LIENS OUTSTANDING	
Health Services Except Environmental	93,921.00	ISSUED AND UNISSUED GROSS DEBT NET DEBT		Balance January 1, 1988	225,605.85
Welfare-Public Assistance	33,507.00	School 2,705,035		Transfer From Taxes	41,646.23
Hospitals, Clinics, First Aid		Self-liquidating		Redeemed in 1988	71,306.66
Animal, Insect, & Rodent Control	50,610.05	Other 2,917,219	2,917,219	Cancelled, Abated or Adjusted (1988)	
Other Welfare Services	1,500.00	Total 5,622,254	2,917,219	Transfers to Foreclosed Property	
RECREATION and CONSERVATION		ISSUED AND OUTSTANDING		Balance December 31, 1988	195,945.47
Beaches and Boardwalks		School 2,705,035.00		PROPERTY ACQUIRED BY DEED OR	
Parks, Playgrounds, Shade Trees	37,201.00	Self-Liquidating		FORECLOSURE	
Land Reclamation & Conservation	2,025.00	Other 2,856,248.18		Balance January 1, 1988	850,000.00
Other Recreational Services	95,859.00	Total 5,561,283.18		Transfers From Taxes or Liens	
EDUCATION (excluding schools)		EQUALIZED VALUATION BASIS FOR NET DEBT COMPUTATION	477,471,243	Sole for Cash (1988)	
Libraries	205,720.00	REAL PROPERTY VALUATIONS		Cancelled, Abated or Adjusted (1988)	
Other Educational Services	1,774.00	Code Class # of Parcels % VAL'N ASSESSED VALUATION		Balance December 31, 1988	350,000.00
STATUTORY EXPENDITURES		1 Vacant Land 2195 5.15 22,687,700.00		CURRENT FINANCES DECEMBER 31, 1988	
Pensions & F. I. C. A.	494,651.00	2 Residential 6113 75.21 331,114,110.00		ASSETS	
Employee Fringe Benefits	416,796.12	3 Farm 507 2.27 10,014,800.00		Cash Dec. 31, 1988	3,661,882.18
Other Statutory Expenditures		4a Commercial 356 14.27 62,829,100.00		Taxes Receivable	1,068,313.77
CETA And Other Public Employment Programs		4b Industrial 14 .75 3,313,300.00		Tax Title Liens	195,945.47
MUNICIPAL FUNCTIONS TOTAL	8,885,960.94	4c Apartments 12 2.34 10,317,300.00		Foreclosed Property	850,000.00
CAPITAL IMPROVEMENTS *MEMO*	246,500.00	Total 9197 440,276,310.00		Emergencies & Other Deferred Charges	156.70
DEBT SERVICE				State and Federal Aid Receivable	281,454.20
Principal Payments	420,845.15			Other Receivables	46,436.82
Interest Payments	235,858.50			Total	6,104,189.14
DEFERRED CHARGES	16,217.96			LIABILITIES, RESERVES, AND SURPLUS	
SCHOOL, COUNTY, SPECIAL DISTRICT TAXES	9,376,769.13	Land Area 46.96 Sq. Miles		Cash Liabilities	1,328,442.52
RESERVE FOR UNCOLLECTED TAXES	682,972.69	Net Valuation Taxable-Municipal	451,067,823	Reserves for Receivables	2,160,696.06
EXPENDITURES TOTAL	19,618,624.37	Net Valuation Taxable-County	503,962,161	Surplus Dec. 31, 1988	2,615,050.56
		State Equalized Valuation	555,216,281	Total	6,104,189.14
		State Equalization Ratio	80.87		

1213

Population 1980 15,353

Population 1988 21,665

S & P Rating

Moody Rating

General Tax Rate Per \$100.

4.84

State Equalized Tax Rate

1.31

MONROE TOWNSHIP -- MIDDLESEX CO.

Form of Government:

Mayor-Council Plan F (OMCL 50)

Number of Members on Governing Body - 5

PER CAPITA:

Gross Debt 966.17

Net Debt 635.73

Debt Service 53.80

Total Tax Levy 1,026.01

Municipal Expenditures 327.75

PER CENT:

Gross Debt 1.66

Net Debt 1.09

Tax Levy Collected 97.85

Tax Levy Cancelled, Abated

or Adjusted .57

EXPENDITURES		REVENUES-REALIZED		1988 PROPERTY TAX	
GENERAL GOVERNMENT				STATE EQUALIZED TAX RATE	
Governing Body & Public Boards	31,711.00	1988 Property Taxes Collected	21,784,639.98	Local District School Taxes	.72 11,409,074.00
Municipal Clerk	107,539.00	1988 Payments in Lieu of Taxes		Regional & Consolidated School Tax	
Financial Administration	104,050.00	Delinquent Tax & Lien Collections	411,367.97	School Taxes in Municipal Budget	
Assessment of Taxes	120,331.00	Business Personalty Replacement Taxes	157,210.52	County Taxes	.37 5,968,445.28
Collection of Taxes	92,913.00	Taxes from Public Utilities	1,430,478.00	County Library Taxes	
Planning, Housing & Development	165,334.00	Other Miscellaneous Tax Revenues	14,641.13	Local Municipal Purpose Taxes	.22 3,469,146.00
Human Resources	215,173.00	State Aid Revenues	169,521.30	Veteran & Senior Citizen Taxes	
Elections	15,373.00	Federal Aid Revenues		Total Taxes for Rate Computation	1.31 21,027,415.28
General Administration (other)	823,344.00	State and Local Fiscal Assistance Act Utilized		Special District Taxes	834,418.00
JUDICIARY	71,622.00	Sale of Acquired Property		Bank Corp. Taxes	31,857.95
Municipal Courts		Other Miscellaneous Revenues	1,190,664.23	Added and Omitted Taxes	515,671.24
PUBLIC SAFETY		Total	25,158,523.18	Total Taxes Levied - ABSTRACT	22,228,612.47
Fire Protection		Prior Years Surplus Appropriated	690,000.00	Total Taxes Billed	22,263,307.73
Police Protection	1,332,112.96	REVENUES	25,848,523.18	1988 TAXES COLLECTED	21,784,639.98
Civil Defense & Disaster Control	3,000.00	Reserve For Uncollected Taxes	522,979.46	1988 Taxes Cancelled, Abated or Adjusted	127,831.54
Environmental Inspection & Control	293,172.00	CAPITAL OUTLAY	653,389.45	Transfer to Tax Title Liens or Foreclosed	21,494.84
Other Public Safety		TOTAL		Balance Outstanding Dec. 31, 1988	329,341.37
PUBLIC WORKS				PRIOR YEARS TAXES OUTSTANDING	
Streets and Drainage	970,337.00	Public Enterprises		Balance January 1, 1988	402,980.70
Sewers and Sewage Processing	50,000.00	Recreation—Culture	5,253.02	Collected in 1988	388,333.59
Garbage and Trash Disposal		Public Works	404,133.58	Cancelled, Abated or Adjusted 1988	2,250.05
Public Buildings and Grounds		Buildings and Grounds	198,603.14	Transfers to Tax Title Liens or Foreclosed	12,125.76
Other Public Works	43,000.00	Library and Education	45,894.71	Balance December 31, 1988	271.30
HEALTH and WELFARE		Conservation		TAX TITLE LIENS OUTSTANDING	
Health Services Except Environmental	15,424.00	All Other		Balance January 1, 1988	94,939.12
Welfare-Public Assistance	15,534.00	CAPITAL DEBT AUTHORIZED, DECEMBER 31, 1988		Transfer From Taxes	33,799.54
Hospitals, Clinics, First Aid		ISSUED AND UNISSUED		Redeemed in 1988	23,034.88
Animal, Insect, & Rodent Control	26,163.10	School	3,410,000	Cancelled, Abated or Adjusted (1988)	4,748.33
Other Welfare Services		Self-liquidating		Transfers to Foreclosed Property	
RECREATION and CONSERVATION		Other	17,522,061	Balance December 31, 1988	100,955.45
Beaches and Boardwalks		Total	20,932,061	PROPERTY ACQUIRED BY DEED OR	
Parks, Playgrounds, Shade Trees	6,104.00	ISSUED AND OUTSTANDING		FORECLOSURE	
Land Reclamation & Conservation	11,834.04	School	3,410,000.00	Balance January 1, 1988	316,775.00
Other Recreational Services	131,860.00	Self-liquidating		Transfers From Taxes or Liens	
EDUCATION (excluding schools)		Other	13,694,000.00	Sale for Cash (1988)	
Libraries	15,000.00	Total	17,104,000.00	Cancelled, Abated or Adjusted (1988)	
Other Educational Services	600.00	EQUALIZED VALUATION BASIS		Balance December 31, 1988	316,775.00
STATUTORY EXPENDITURES		FOR NET DEBT COMPUTATION	1,262,366.707	CURRENT FINANCES DECEMBER 31, 1988	
Pensions & F. I. C. A.	336,500.38	REAL PROPERTY VALUATIONS		ASSETS	
Employee Fringe Benefits	240,000.00	Code Class # of Parcels % VAL'N		Cash Dec. 31, 1988	1,900,764.18
Other Statutory Expenditures	7,500.00	1 Vacant Land 2536 2.35	10,079,700.00	Taxes Receivable	329,612.67
CETA And Other Public Employment Programs		2 Residential 8236 75.45	323,321,700.00	Tax Title Liens	100,955.95
MUNICIPAL FUNCTIONS	5,357,116.48	3 Farm 759 3.66	15,690,600.00	Foreclosed Property	316,775.00
CAPITAL IMPROVEMENTS	29,042.40	4a Commercial 177 11.49	49,221,400.00	Emergencies & Other Deferred Charges	4,638.08
DEBT SERVICE		4b Industrial 38 7.04	30,135,100.00	State and Federal Aid Receivable	3,608.66
Principal Payments	430,000.00	4c Apartments		Other Receivables	20,990.00
Interest Payments	735,500.00	Total	11796	Total	2,677,344.54
DEFERRED CHARGES	55,174.62	Land Area 41.80 Sq. Miles		LIABILITIES, RESERVES, AND SURPLUS	
SCHOOL, COUNTY, SPECIAL DISTRICT TAXES	19,211,937.28	Net Valuation Taxable-Municipal	431,365,530	Cash Liabilities	708,958.20
RESERVE FOR UNCOLLECTED TAXES	522,979.46	Net Valuation Taxable-County	1,485,316,132	Reserves for Receivables	768,333.62
EXPENDITURES	25,312,727.84	State Equalized Valuation	1,587,550,832	Surplus Dec. 31, 1988	1,200,052.72
		State Equalization Ratio	27.04	Total	2,677,344.54

1914

Population 1980 2,066

Population 1988 2,664

S & P Rating

Moody Rating

General Tax Rate Per \$100.

3.07

State Equalized Tax Rate

1.69

MONTAGUE TWP. - SUSSEX CO.**Form of Government:****Township Committee****Number of Members on Governing Body - 3****PER CAPITA**

Gross Debt 564.20

Net Debt 478.24

Debt Service 12.67

Total Tax Levy 1,045.09

Municipal Expenditures 456.33

PER CENT:

Gross Debt 1.13

Net Debt 1.00

Tax Levy Collected 88.02

Tax Levy Cancelled, Abated

or Adjusted .12

EXPENDITURES		REVENUES-REALIZED		1988 PROPERTY TAX	
GENERAL GOVERNMENT				STATE EQUALIZED TAX RATE →	
Governing Body & Public Boards		1988 Property Taxes Collected	2,447,506.54	Local District School Taxes	1,422,249.25
Municipal Clerk		1988 Payments in Lieu of Taxes		Regional & Consolidated School Tax	
Financial Administration	30,200.00	Delinquent Tax & Lien Collections	270,473.67	School Taxes in Municipal Budget	
Assessment of Taxes	20,500.00	Business Personalty Replacement Taxes	12,621.25	County Taxes	* 715,230.96
Collection of Taxes	34,105.00	Taxes from Public Utilities	196,838.00	County Library Taxes	49,310.05
Planning, Housing & Development	36,700.00	Other Miscellaneous Tax Revenues		Local Municipal Purpose Taxes	532,243.61
Human Resources		State Aid Revenues	15,804.52	Veteran & Senior Citizen Taxes	25,300.00
Elections	900.00	Federal Aid Revenues		Total Taxes for Rate Computation	2,744,383.37
General Administration (other)	162,300.00	State and Local Fiscal Assistance Act Utilized	205.00	Special District Taxes	
JUDICIARY		Sale of Acquired Property		Bank Corp Taxes	3,743.92
Municipal Courts	19,700.00	Other Miscellaneous Revenues		Added and Omitted Taxes	61,290.03
PUBLIC SAFETY		Total	3,145,129.93	Total Taxes Levied - ABSTRACT	2,734,117.32
Fire Protection	43,732.61	Prior Years Surplus Appropriated	70,000.00	Total Taxes Billed	2,780,555.59
Police Protection		REVENUES TOTAL	3,215,189.93	1988 TAXES COLLECTED	2,447,506.54
Civil Defense & Disaster Control	1,000.00	Reserve For Uncollected Taxes	352,892.23	1988 Taxes Cancelled, Abated or Adjusted	3,305.17
Environmental Inspection & Control	35,471.00			Transfer to Tax Title Liens or Foreclosed	3,909.14
Other Public Safety		CAPITAL OUTLAY TOTAL	413,314.92	Balance Outstanding Dec 31, 1988	320,832.73
PUBLIC WORKS				PRIOR YEARS TAXES OUTSTANDING	
Streets and Drainage	306,400.00	Public Enterprises		Balance January 1, 1988	259,663.35
Sewers and Sewage Processing	3,216.17	Recreation—Culture		Collected in 1988	259,613.94
Garbage and Trash Disposal	7,000.00	Public Works	128,047.00	Cancelled, Abated or Adjusted 1988	
Public Buildings and Grounds	30,500.00	Buildings and Grounds	235,267.92	Transfers to Tax Title Liens or Foreclosed	
Other Public Works		Library and Education		Balance December 31, 1988	44.41
HEALTH and WELFARE		Conservation		TAX TITLE LIENS OUTSTANDING	
Health Services Except Environmental	3,350.00	All Other		Balance January 1, 1988	34,361.50
Welfare-Public Assistance	2,400.00			Transfer From Taxes	3,909.14
Hospitals, Clinics, First Aid		CAPITAL DEBT AUTHORIZED, DECEMBER 31, 1988		Redeemed in 1988	10,354.73
Animal, Insect, & Rodent Control	2,200.00	ISSUED AND UNISSUED		Cancelled, Abated or Adjusted (1988)	
Other Welfare Services		School	229,000	Transfers to Foreclosed Property	
RECREATION and CONSERVATION		Self-liquidating		Balance December 31, 1988	32,415.91
Beaches and Boardwalks		Other	1,274,037	PROPERTY ACQUIRED BY DEED OR FORECLOSURE	
Parks, Playgrounds, Shade Trees		Total	1,503,037	Balance January 1, 1988	43,385.00
Land Reclamation & Conservation				Transfers From Taxes or Liens	
Other Recreational Services	7,500.00	ISSUED AND OUTSTANDING		Sale for Cash (1988)	
EDUCATION (excluding schools)		School	229,000.00	Cancelled, Abated or Adjusted (1988)	
Libraries		Self-Liquidating		Balance December 31, 1988	43,385.00
Other Educational Services	500.00	Other	1,030,400.00	CURRENT FINANCES DECEMBER 31, 1988	
STATUTORY EXPENDITURES		Total	1,259,400.00	ASSETS	
Pensions & F. I. C. A.	26,999.99	EQUALIZED VALUATION BASIS		Cash Dec. 31, 1988	321,200.59
Employee Fringe Benefits	29,500.00	FOR NET DEBT COMPUTATION	126,913.51	Taxes Receivable	320,377.14
Other Statutory Expenditures		REAL PROPERTY VALUATIONS		Tax Title Liens	32,415.91
CETA And Other Public Employment Programs		Code Class # of Parcels % VAL'N	ASSESSED VALUATION	Foreclosed Property	43,385.00
MUNICIPAL FUNCTIONS		1 Vacant Land 1379 15.22	13,424,638.00	Emergencies & Other Deferred Charges	
CAPITAL IMPROVEMENTS *MEMO*		2 Residential 1130 63.49	60,413,000.00	State and Federal Aid Receivable	12,555.83
DEBT SERVICE		3 Farm 126 3.52	3,106,200.00	Other Receivables	180,934.35
Principal Payments	20,050.00	4a Commercial 41 10.80	9,527,650.00	Total	911,869.37
Interest Payments	13,703.00	4b Industrial 6 1.43	1,265,700.00	LIABILITIES, RESERVES, AND SURPLUS	
		4c Apartments 5 .53	466,500.00	Cash Liabilities	198,729.70
		Total 2736	83,203,653.00	Reserves for Receivables	573,112.90
DEFERRED CHARGES	24,300.00	Land Area 45.20 Sq. Miles		Surplus Dec. 31, 1988	135,020.77
SCHOOL, COUNTY, SPECIAL DISTRICT TAXES	2,186,840.26	Net Valuation Taxable-Municipal	83,575,449	Total	911,359.37
RESERVE FOR UNCOLLECTED TAXES	352,892.23	Net Valuation Taxable-County	134,390,413		
EXPENDITURES TOTAL	3,402,510.26	State Equalized Valuation	161,009,063		
		State Equalization Ratio	54.91		

0713

Population 1980 38,321
 Population 1988 38,314
 S & P Rating AA
 Moody Rating A

General Tax Rate Per \$100.

12.86

State Equalized Tax Rate

2.27

MONTCLAIR TOWNSHIP - ESSEX COUNTY**Form of Government:****Council-Manager Plan C (OMCL 50)****Number of Members on Governing Body - 7****PER CAPITA:**

Gross Debt 1,012.67
 Net Debt 538.72
 Debt Service 95.82
 Total Tax Levy 1,598.87
 Municipal Expenditures 802.59

PER CENT:

Gross Debt 1.73
 Net Debt .92
 Tax Levy Collected 97.60
 Tax Levy Cancelled, Abated or Adjusted .25

EXPENDITURES		REVENUES-REALIZED		1988 PROPERTY TAX	
GENERAL GOVERNMENT				STATE EQUALIZED TAX RATE → .90	
Governing Body & Public Boards	30,770.00	1988 Property Taxes Collected	59,667,110.92	Local District School Taxes	24,137,208.00
Municipal Clerk	137,825.43	1988 Payments in Lieu of Taxes	279,108.61	Regional & Consolidated School Tax	
Financial Administration	201,403.97	Delinquent Tax & Lien Collections	1,714,149.49	School Taxes in Municipal Budget	1,196,424.91
Assessment of Taxes	102,375.04	Business Personalty Replacement Taxes	393,965.72	County Taxes	17,869,883.82
Collection of Taxes	66,238.67	Taxes from Public Utilities	2,179,435.00	County Library Taxes	
Planning, Housing & Development	1,234,803.60	Other Miscellaneous Tax Revenues		Local Municipal Purpose Taxes	17,757,301.30
Human Resources	268,746.29	State Aid Revenues	2,388,122.30	Veteran & Senior Citizen Taxes	188,850.00
Elections	49,016.18	Federal Aid Revenues	240,000.00	Total Taxes for Rate Computation	61,149,668.03
General Administration (other)	2,500,725.06	State and Local Fiscal Assistance Act Utilized		Special District Taxes	
JUDICIARY		Sale of Acquired Property		Bank Corp. Taxes	122,548.17
Municipal Courts	217,197.62	Other Miscellaneous Revenues	3,614,903.16	Added and Omitted Taxes	175,742.73
PUBLIC SAFETY		Total	70,476,845.20	Total Taxes Levied - ABSTRACT	61,259,108.93
Fire Protection	3,152,861.98	Prior Years Surplus Appropriated	1,030,000.00	Total Taxes Billed	61,136,560.76
Police Protection	4,143,442.21	REVENUES	TOTAL	1988 TAXES COLLECTED	59,667,110.92
Civil Defense & Disaster Control	125,000.00	Reserve For Uncollected Taxes	2,295,121.06	1988 Taxes Cancelled, Abated or Adjusted	154,250.78
Environmental Inspection & Control	134,235.17	CAPITAL OUTLAY	TOTAL	Transfer to Tax Title Liens or Foreclosed	15,097.64
Other Public Safety			6,142,136.14	Balance Outstanding Dec. 31, 1988	1,300,101.42
PUBLIC WORKS				PRIOR YEARS TAXES OUTSTANDING	
Streets and Drainage	780,813.04	Public Enterprises	39,221.84	Balance January 1, 1988	1,222,331.67
Sewers and Sewage Processing	1,196,199.71	Recreation—Culture	509,597.03	Collected in 1988	1,206,789.60
Garbage and Trash Disposal	3,557,908.21	Public Works	217,955.03	Cancelled, Abated or Adjusted 1988	15,395.12
Public Buildings and Grounds	485,276.10	Buildings and Grounds	3,442,576.02	Transfers to Tax Title Liens or Foreclosed	146.95
Other Public Works	85,000.00	Library and Education	1,382,836.17	Balance December 31, 1988	
HEALTH and WELFARE		Conservation		TAX TITLE LIENS OUTSTANDING	
Health Services Except Environmental	593,771.54	All Other		Balance January 1, 1988	521,497.98
Welfare-Public Assistance	150,676.36	CAPITAL DEBT AUTHORIZED, DECEMBER 31, 1988		Transfer From Taxes	15,271.02
Hospitals, Clinics, First Aid		ISSUED AND UNISSUED	GROSS DEBT	Redeemed in 1988	507,359.89
Animal, Insect, & Rodent Control	52,067.16	School	11,574,150	Cancelled, Abated or Adjusted (1988)	
Other Welfare Services		Self-liquidating	6,541,500	Transfers to Foreclosed Property	
RECREATION and CONSERVATION		Other	20,683,700	Balance December 31, 1988	29,409.11
Beaches and Boardwalks		Total	38,799,350	PROPERTY ACQUIRED BY DEED OR FORECLOSURE	
Parks, Playgrounds, Shade Trees	537,431.54	ISSUED AND OUTSTANDING		Balance January 1, 1988	56,600.00
Land Reclamation & Conservation		School	9,896,000.00	Transfers From Taxes or Liens	
Other Recreational Services	359,026.84	Self-liquidating	5,374,000.00	Sale for Cash (1988)	
EDUCATION (excluding schools)		Other	17,212,200.00	Cancelled, Abated or Adjusted (1988)	
Libraries	1,461,376.00	Total	32,982,200.00	Balance December 31, 1988	56,600.00
Other Educational Services		EQUALIZED VALUATION BASIS		CURRENT FINANCES DECEMBER 31, 1988	
STATUTORY EXPENDITURES		FOR NET DEBT COMPUTATION	2,248,963,546	ASSETS	
Pensions & F. I. C. A.	2,297,347.06	REAL PROPERTY VALUATIONS		Cash Dec. 31, 1988	11,881,274.93
Employee Fringe Benefits		Code Class # of Parcels % VAL'N	ASSESSED VALUATION	Taxes Receivable	1,300,101.42
Other Statutory Expenditures	1,000.00	1 Vacant Land 316 .70	3,304,100.00	Tax Title Liens	29,409.11
CETA And Other Public Employment Programs		2 Residential 9027 83.36	392,445,600.00	Foreclosed Property	56,600.00
MUNICIPAL FUNCTIONS	TOTAL	3 Farm		Emergencies & Other Deferred Charges	1,912,849.94
CAPITAL IMPROVEMENTS	*MEMO*	4a Commercial 530 9.90	46,590,400.00	State and Federal Aid Receivable	
DEBT SERVICE		4b Industrial 6 .09	428,300.00	Other Receivables	67,871.38
Principal Payments	1,706,400.00	4c Apartments 166 5.95	28,008,100.00	Total	15,248,106.78
Interest Payments	1,964,743.43	Total 10045	470,776,500.00	LIABILITIES, RESERVES, AND SURPLUS	
TYPE I SCHL DEBT *MEMO	1,283,126.72	Land Area 6.20 Sq. Miles		Cash Liabilities	10,596,151.85
DEFERRED CHARGES	856,534.68	Net Valuation Taxable-Municipal	474,292,800	Reserves for Receivables	1,453,981.91
SCHOOL, COUNTY, SPECIAL DISTRICT TAXES	43,203,516.73	Net Valuation Taxable-County	2,319,991,144	Surplus Dec. 31, 1988	3,197,973.02
RESERVE FOR UNCOLLECTED TAXES	2,295,121.06	State Equalized Valuation	2,669,396,974	Total	15,248,106.78
EXPENDITURES	TOTAL	State Equalization Ratio	17.66		
	73,953,930.63				

1813
 Population 1980 7,360
 Population 1988 9,202
 S & P Rating
 Moody Rating AA
 General Tax Rate Per \$100. 1.75
 State Equalized Tax Rate 1.49

MONTGOMERY TWP. - SOMERSET CO.

Form of Government:
 Township Committee
 Number of Members on Governing Body - 5

PER CAPITA		PER CENT
Gross Debt	1,183.95	Gross Debt
Net Debt	1,045.07	Net Debt
Debt Service	63.31	Tax Levy Collected
Total Tax Levy	1,629.34	Tax Levy Cancelled, Abated or Adjusted
Municipal Expenditures	643.96	

EXPENDITURES		REVENUES-REALIZED		1988 PROPERTY TAX	
GENERAL GOVERNMENT				STATE EQUALIZED TAX RATE	
Governing Body & Public Boards		1988 Property Taxes Collected	14,540,654.79	Local District School Taxes	.35
Municipal Clerk	67,318.00	1988 Payments in Lieu of Taxes		Regional & Consolidated School Tax	
Financial Administration	159,219.00	Delinquent Tax & Lien Collections	925,233.33	School Taxes in Municipal Budget	
Assessment of Taxes	43,343.00	Business Personalty Replacement Taxes	124,741.92	County Taxes	.41
Collection of Taxes	32,222.00	Taxes from Public Utilities	963,113.00	County Library Taxes	.02
Planning, Housing & Development	126,326.00	Other Miscellaneous Tax Revenues		Local Municipal Purpose Taxes	.20
Human Resources	43,333.11	State Aid Revenues	201,354.21	Veteran & Senior Citizen Taxes	
Elections		Federal Aid Revenues		Total Taxes for Rate Computation	1.43
General Administration (other)	1,154,733.80	State and Local Fiscal Assistance Act Utilized	1,826.86	Special District Taxes	
JUDICIARY		Sale of Acquired Property		Bank Corp. Taxes	
Municipal Courts	46,565.00	Other Miscellaneous Revenues	1,537,701.26	Added and Omitted Taxes	
PUBLIC SAFETY				Total Taxes Levied - ABSTRACT	
Fire Protection	136,242.00	Prior Years Surplus Appropriated	993,000.00	Total Taxes Billed	
Police Protection	903,146.82	REVENUES	19,237,680.42	1988 TAXES COLLECTED	
Civil Defense & Disaster Control	800.00	Reserve For Uncollected Taxes	956,575.02	1988 Taxes Cancelled, Abated or Adjusted	
Environmental Inspection & Control	205,273.00	CAPITAL OUTLAY	523,648.53	Transfer to Tax Title Liens or Foreclosed	
Other Public Safety		TOTAL		Balance Outstanding Dec. 31, 1988	527,738.01
PUBLIC WORKS				PRIOR YEARS TAXES OUTSTANDING	
Streets and Drainage	347,833.16	Public Enterprises		Balance January 1, 1988	1,164,653.55
Sewers and Sewage Processing	100,650.00	Recreation—Culture	100,201.53	Collected in 1988	925,233.33
Garbage and Trash Disposal	75,000.00	Public Works	304,411.51	Cancelled, Abated or Adjusted 1988	
Public Buildings and Grounds	107,977.00	Buildings and Grounds	190,160.49	Transfers to Tax Title Liens or Foreclosed	
Other Public Works		Library and Education	28,875.00	Balance December 31, 1988	239,370.17
HEALTH and WELFARE		Conservation		TAX TITLE LIENS OUTSTANDING	
Health Services Except Environmental	130,464.00	All Other		Balance January 1, 1988	433.43
Welfare-Public Assistance	8,415.00	CAPITAL DEBT AUTHORIZED, DECEMBER 31, 1988		Transfer From Taxes	
Hospitals, Clinics, First Aid		ISSUED AND UNISSUED		Redeemed in 1988	
Animal, Insect, & Rodent Control	5,700.00	School	953,000	Cancelled, Abated or Adjusted (1988)	
Other Welfare Services		Self-Liquidating		Transfers to Foreclosed Property	
RECREATION and CONSERVATION		Other	9,941,842	Balance December 31, 1988	433.43
Beaches and Boardwalks		Total	10,894,842	PROPERTY ACQUIRED BY DEED OR	
Parks, Playgrounds, Shade Trees	75,035.00	ISSUED AND OUTSTANDING		FORECLOSURE	
Land Reclamation & Conservation	15,146.92	School	953,000.00	Balance January 1, 1988	115,210.00
Other Recreational Services	102,533.00	Self-Liquidating		Transfers From Taxes or Liens	
EDUCATION (excluding schools)		Other	4,461,000.00	Sale for Cash (1988)	
Libraries	4,000.00	Total	5,414,000.00	Cancelled, Abated or Adjusted (1988)	
Other Educational Services		EQUALIZED VALUATION BASIS		Balance December 31, 1988	115,210.00
STATUTORY EXPENDITURES		FOR NET DEBT COMPUTATION	763,427,234	CURRENT FINANCES DECEMBER 31, 1988	
Pensions & F. I. C. A.	276,339.39	REAL PROPERTY VALUATIONS		ASSETS	
Employee Fringe Benefits	129,755.00	Code Class # of Parcels % VAL'N		Cash Dec. 31, 1988	7,090,571.29
Other Statutory Expenditures		1 Vacant Land 602 5.45	44,612,700.00	Taxes Receivable	767,103.73
CETA And Other Public Employment Programs		2 Residential 2711 64.22	525,297,900.00	Tax Title Liens	433.43
MUNICIPAL FUNCTIONS	4,302,535.20	3 Farm 433 3.47	28,404,000.00	Foreclosed Property	115,210.00
CAPITAL IMPROVEMENTS	*MEMO* 120,000.00	4a Commercial 149 18.22	149,059,800.00	Emergencies & Other Deferred Charges	156,000.00
DEBT SERVICE		4b Industrial 1 7.71	63,094,500.00	State and Federal Aid Receivable	7,938.33
Principal Payments	329,310.00	4c Apartments 1 .92	7,500,000.00	Other Receivables	13,050.41
Interest Payments	257,832.56	Total 3897	817,968,900.00	Total	8,150,312.78
DEFERRED CHARGES	79,381.09	Land Area 32.80 Sq. Miles		LIABILITIES, RESERVES, AND SURPLUS	
SCHOOL, COUNTY, SPECIAL DISTRICT TAXES	12,589,430.20	Net Valuation Taxable-Municipal	821,476,800	Cash Liabilities	5,166,184.37
RESERVE FOR UNCOLLECTED TAXES	956,575.02	Net Valuation Taxable-County	834,687,280	Reserves for Receivables	895,802.67
EXPENDITURES	TOTAL 18,515,164.07	State Equalized Valuation	962,552,219	Surplus Dec. 31, 1988	2,088,325.74
		State Equalization Ratio	85.29	Total	8,150,312.78

0236

Population 1980 7,313
 Population 1988 7,370
 S & P Rating
 Moody Rating 41

General Tax Rate Per \$100. 2.37
 State Equalized Tax Rate 1.32

MONTVALE BOROUGH - BERGEN COUNTY**Form of Government:****Borough Council****Number of Members on Governing Body - 6****PER CAPITA:**

Gross Debt 640.28
 Net Debt 606.48
 Debt Service 99.58
 Total Tax Levy 1,968.31
 Municipal Expenditures 759.04

PER CENT:

Gross Debt .49
 Net Debt .47
 Tax Levy Collected 98.96
 Tax Levy Cancelled, Abated or Adjusted .43

EXPENDITURES		REVENUES-REALIZED		1988 PROPERTY TAX	
GENERAL GOVERNMENT				STATE EQUALIZED TAX RATE	
Governing Body & Public Boards		1988 Property Taxes Collected	14,373,334.49	Local District School Taxes .39	4,238,424.70
Municipal Clerk		1988 Payments in Lieu of Taxes		Regional & Consolidated School Tax .38	4,172,428.69
Financial Administration	20,000.00	Delinquent Tax & Lien Collections	100,943.00	School Taxes in Municipal Budget	
Assessment of Taxes	25,432.00	Business Personalty Replacement Taxes	149,682.20	County Taxes .23	2,473,894.84
Collection of Taxes	31,738.00	Taxes from Public Utilities	1,094,704.00	County Library Taxes	
Planning, Housing & Development	30,000.00	Other Miscellaneous Tax Revenues		Local Municipal Purpose Taxes .32	3,543,146.50
Human Resources	36,777.00	State Aid Revenues	91,118.78	Veteran & Senior Citizen Taxes	35,000.00
Elections	1,400.00	Federal Aid Revenues		Total Taxes far Rate Computation 1.32	14,462,894.73
General Administration (other)	514,911.20	State and Local Fiscal Assistance Act Utilized		Special District Taxes	
JUDICIARY		Sale of Acquired Property		Bank Corp. Taxes	54,785.76
Municipal Courts	69,000.00	Other Miscellaneous Revenues	766,093.49	Added and Omitted Taxes	23,747.00
PUBLIC SAFETY		Total	16,575,875.96	Total Taxes Levied - ABSTRACT	14,506,427.49
Fire Protection	193,671.36	Prior Years Surplus Appropriated	500,000.00	Total Taxes Billed	14,524,278.66
Police Protection	1,101,567.00	REVENUES	TOTAL	1988 TAXES COLLECTED	14,373,334.49
Civil Defense & Disaster Control	3,000.00	Reserve For Uncollected Taxes	355,639.19	1988 Taxes Cancelled, Abated or Adjusted	61,736.51
Environmental Inspection & Control	94,113.00	CAPITAL OUTLAY	TOTAL	Transfer to Tax Title Liens or Foreclosed	
Other Public Safety			579,834.81	Balance Outstanding Dec. 31, 1988	89,207.66
PUBLIC WORKS				PRIOR YEARS TAXES OUTSTANDING	
Streets and Drainage	277,071.59	Public Enterprises		Balance January 1, 1988	100,943.68
Sewers and Sewage Processing	595,812.00	Recreation—Culture		Collected in 1988	100,943.68
Garbage and Trash Disposal	537,000.00	Public Works	520,539.01	Cancelled, Abated or Adjusted 1988	
Public Buildings and Grounds	37,920.00	Buildings and Grounds	59,295.80	Transfers to Tax Title Liens or Foreclosed	
Other Public Works	54,700.00	Library and Education		Balance December 31, 1988	
HEALTH and WELFARE		Conservation		TAX TITLE LIENS OUTSTANDING	
Health Services Except Environmental	32,865.00	All Other		Balance January 1, 1988	
Welfare-Public Assistance	5,712.00	CAPITAL DEBT AUTHORIZED, DECEMBER 31, 1988		Transfer From Taxes	
Hospitals, Clinics, First Aid		ISSUED AND UNISSUED	GROSS DEBT	Redeemed in 1988	
Animal, Insect, & Rodent Control	2,100.00	School	249,121	Cancelled, Abated or Adjusted (1988)	
Other Welfare Services		Self-liquidating		Transfers to Foreclosed Property	
RECREATION and CONSERVATION		Other	4,469,768	Balance December 31, 1988	
Beaches and Boardwalks		Total	4,718,889	PROPERTY ACQUIRED BY DEED OR FORECLOSURE	
Parks, Playgrounds, Shade Trees	13,000.00	ISSUED AND OUTSTANDING		Balance January 1, 1988	70,600.00
Land Reclamation & Conservation	115,429.00	School	249,121.62	Transfers From Taxes or Liens	
Other Recreational Services	62,255.00	Self-Liquidating		Sale for Cash (1988)	
EDUCATION (excluding schools)		Other		Cancelled, Abated or Adjusted (1988)	
Libraries	242,048.00	Total	4,401,089.62	Balance December 31, 1988	70,600.00
Other Educational Services		EQUALIZED VALUATION BASIS		CURRENT FINANCES DECEMBER 31, 1988	
STATUTORY EXPENDITURES		FOR NET DEBT COMPUTATION	954,786,345	ASSETS	
Pensions & F. I. C. A	224,566.00	REAL PROPERTY VALUATIONS		Cash Dec. 31, 1988	6,135,929.88
Employee Fringe Benefits	145,200.00	Code Class # of Parcels % VAL'N		Taxes Receivable	89,207.66
Other Statutory Expenditures	4,500.00	1 Vacant Land 140 1.92	11,660,100.00	Tax Title Liens	
CETA And Other Public Employment Programs		2 Residential 2035 48.60	295,644,950.00	Foreclosed Property	70,600.00
MUNICIPAL FUNCTIONS	TOTAL	3 Farm 16 .11	675,450.00	Emergencies & Other Deferred Charges	52,000.00
CAPITAL IMPROVEMENTS	* MEMO *	4a Commercial 111 46.52	283,000,650.00	State and Federal Aid Receivable	
DEBT SERVICE		4b Industrial 8 1.16	7,085,000.00	Other Receivables	41,760.67
Principal Payments	522,857.00	4c Apartments 14 1.69	10,250,200.00	Total	6,389,498.21
Interest Payments	211,072.38	Total 2324	608,316,350.00	LIABILITIES, RESERVES, AND SURPLUS	
DEFERRED CHARGES	27,774.24	Land Area 4.00 Sq. Miles		Cash Liabilities	4,860,540.84
SCHOOL, COUNTY, SPECIAL DISTRICT TAXES	10,884,748.23	Net Valuation Taxable-Municipal	610,018,382	Reserves for Receivables	201,568.33
RESERVE FOR UNCOLLECTED TAXES	355,639.19	Net Valuation Taxable-County	984,717,362	Surplus Dec. 31, 1988	1,327,389.04
EXPENDITURES	TOTAL	State Equalized Valuation	1,093,439,919	Total	6,389,498.21
		State Equalization Ratio	55.72		

1421
 Population 1980 14,290
 Population 1988 15,732
 S & P Rating A+
 Maady Rating A1
 General Tax Rate Per \$100. 2.14
 State Equalized Tax Rate 1.25

MONTVILLE TWP. - MORRIS CO.
Form of Government:
Special Charter (P.L. 1974 c. 95)
Number of Members on Governing Body - 5

PER CAPITA:
 Gross Debt 778.56
 Net Debt 630.43
 Debt Service 38.38
 Total Tax Levy 1,294.79
 Municipal Expenditures 396.77
 PER CENT:
 Gross Debt .97
 Net Debt .79
 Tax Levy Collected 97.75
 Tax Levy Cancelled, Abated or Adjusted .17

EXPENDITURES		REVENUES-REALIZED		1988 PROPERTY TAX	
GENERAL GOVERNMENT				STATE EQUALIZED TAX RATE → .86	
Governing Body & Public Boords		1988 Property Taxes Collected	19,907,280.64	Local District School Taxes	13,366,397.00
Municipal Clerk		1988 Payments in Lieu of Taxes		Regional & Consolidated School Tax	
Financial Administration	64,677.17	Delinquent Tax & Lien Collections	847,443.53	School Taxes in Municipal Budget	
Assessment of Taxes	31,313.00	Business Personality Replacement Taxes	134,355.56	County Taxes	3,659,019.51
Collection of Taxes	68,134.00	Taxes from Public Utilities	1,525,850.00	County Library Taxes	86,194.57
Planning, Housing & Development	96,099.30	Other Miscellaneous Tax Revenues		Local Municipal Purpose Taxes	2,201,517.85
Human Resources	31,482.93	State Aid Revenues	167,497.32	Veteran & Senior Citizen Taxes	87,650.00
Elections		Federal Aid Revenues		Total Taxes for Rate Computation	19,400,773.93
General Administration (other)	720,432.70	State and Local Fiscal Assistance Act Utilized		Special District Taxes	601,366.39
JUDICIARY		Sale of Acquired Property		Bank Corp Taxes	25,481.91
Municipal Courts	64,134.46	Other Miscellaneous Revenues		Added and Omitted Taxes	429,615.51
PUBLIC SAFETY		Total	23,741,166.85	Total Taxes Levied - ABSTRACT	20,369,593.24
Fire Protection		Prior Years Surplus Appropriated	1,194,000.00	Total Taxes Billed	20,365,064.75
Police Protection	1,431,253.61	REVENUES TOTAL	24,935,165.35	1988 TAXES COLLECTED	19,907,280.64
Civil Defense & Disaster Control	1,250.00	Reserve For Uncollected Taxes	953,438.72	1988 Taxes Cancelled, Abated or Adjusted	34,618.45
Environmental Inspection & Control	103,956.00	CAPITAL OUTLAY TOTAL	793,633.02	Transfer to Tax Title Liens or Foreclosed	19,014.39
Other Public Safety				Balance Outstanding Dec. 31, 1988	404,151.27
PUBLIC WORKS				PRIOR YEARS TAXES OUTSTANDING	
Streets and Drainage	639,921.00	Public Enterprises		Balance January 1, 1988	792,163.36
Sewers and Sewage Processing	125,000.00	Recreation—Culture	136,995.20	Collected in 1988	732,227.35
Gorbage and Trash Disposal	140,000.00	Public Works	651,470.23	Cancelled, Abated or Adjusted 1988	272.23
Public Buildings and Grounds	123,000.00	Buildings and Grounds	5,167.54	Transfers to Tax Title Liens or Foreclosed	10,142.04
Other Public Works		Library and Education		Balance December 31, 1988	49,521.74
HEALTH and WELFARE		Conservation		TAX TITLE LIENS OUTSTANDING	
Health Services Except Environmental	219,394.50	All Other		Balance January 1, 1988	140,297.83
Welfare-Public Assistance	4,213.00	CAPITAL DEBT AUTHORIZED, DECEMBER 31, 1988		Transfer From Taxes	30,436.37
Hospitals, Clinics, First Aid		ISSUED AND UNISSUED		Redeemed in 1988	115,216.13
Animal, Insect, & Rodent Control	2,073.75	School	2,273,000	Cancelled, Abated or Adjusted (1988)	
Other Welfare Services	429.00	Self-liquidating		Transfers to Foreclosed Property	
RECREATION and CONSERVATION		Other	9,975,299	Balance December 31, 1988	55,563.07
Beaches and Boardwalks		Total	12,248,299	PROPERTY ACQUIRED BY DEED OR FORECLOSURE	
Parks, Playgrounds, Shade Trees		ISSUED AND OUTSTANDING		Balance January 1, 1988	54,650.00
Land Reclamation & Conservation	114,000.00	School	2,273,000.00	Transfers From Taxes or Liens	
Other Recreational Services	85,152.00	Self-Liquidating		Sole for Cash (1988)	
EDUCATION (excluding schaaals)		Other	4,535,433.00	Cancelled, Abated or Adjusted (1988)	
Libraries		Total	6,808,433.00	Balance December 31, 1988	54,650.00
Other Educational Services	3,000.00	EQUALIZED VALUATION BASIS		CURRENT FINANCES DECEMBER 31, 1988	
STATUTORY EXPENDITURES		FOR NET DEBT COMPUTATION	1,260,063,236	ASSETS	
Pensions & F. I. C. A.	313,543.03	REAL PROPERTY VALUATIONS		Cash Dec. 31, 1988	2,673,215.32
Employee Fringe Benefits	202,633.00	Code Class # of Parcels % VAL'N		Taxes Receivable	453,673.01
Other Statutory Expenditures	3,000.00	1 Vacant Land 777 4.53	40,873,260.00	Tax Title Liens	55,563.07
CETA And Other Public Employment Programs		2 Residential 4602 73.90	666,350,900.00	Foreclosed Property	54,650.00
MUNICIPAL FUNCTIONS TOTAL	4,652,213.00	3 Farm 104 .52	4,722,100.00	Emergencies & Other Deferred Charges	
CAPITAL IMPROVEMENTS *MEMO*	170,000.00	4a Commercial 250 5.52	49,312,500.00	State and Federal Aid Receivable	
DEBT SERVICE		4b Industrial 73 15.52	132,973,700.00	Other Receivables	7,880.16
Principal Payments	405,000.00	4c Apartments		Total	3,249,987.06
Interest Payments	193,318.92	Total 5811	901,743,060.00	LIABILITIES, RESERVES, AND SURPLUS	
DEFERRED CHARGES	32,500.00	Land Area 18.97 Sq. Miles		Cash Liabilities	379,342.29
SCHOOL, COUNTY, SPECIAL DISTRICT TAXES	17,712,977.97	Net Valuation Taxable-Municipal	905,196,594	Reserves for Receivables	571,771.24
RESERVE FOR UNCOLLECTED TAXES	953,438.72	Net Valuation Taxable-County	1,557,311,503	Surplus Dec. 31, 1988	2,298,373.53
EXPENDITURES TOTAL	23,954,948.61	State Equalized Valuation	1,549,652,297	Total	3,249,987.06
		State Equalization Ratio	53.32		

0237

Population 1980 2,706
 Population 1988 2,740
 S & P Rating
 Moody Rating A

General Tax Rate Per \$100. 1.49
 State Equalized Tax Rate .89

MOONACHIE BORO. - BERGEN CO.**Form of Government:****Borough Council****Number of Members on Governing Body - 6****PER CAPITA:**

Gross Debt 149.27
 Net Debt 123.72
 Debt Service 52.45
 Total Tax Levy 1,647.23
 Municipal Expenditures 863.18

PER CENT:

Gross Debt .09
 Net Debt .08
 Tax Levy Collected 98.66
 Tax Levy Cancelled, Abated or Adjusted .08

EXPENDITURES		REVENUES-REALIZED		1988 PROPERTY TAX	
GENERAL GOVERNMENT				STATE EQUALIZED TAX RATE → .39	
Governing Body & Public Boards	15,347.56	1988 Property Taxes Collected 4,476,360.55		Local District School Taxes	1,972,050.00
Municipal Clerk		1988 Payments in Lieu of Taxes 16,335.58		Regional & Consolidated School Tax	
Financial Administration	57,700.00	Delinquent Tax & Lien Collections 48,679.14		School Taxes in Municipal Budget	
Assessment of Taxes	14,538.08	Business Personalty Replacement Taxes 146,716.92		County Taxes	1,130,103.20
Collection of Taxes	3,424.96	Taxes from Public Utilities 435,142.00		County Library Taxes	
Planning, Housing & Development	23,871.00	Other Miscellaneous Tax Revenues		Local Municipal Purpose Taxes	1,381,695.69
Human Resources	48,742.37	State Aid Revenues 68,853.47		Veteran & Senior Citizen Taxes	34,800.00
Elections	921.00	Federal Aid Revenues 779.00		Total Taxes for Rate Computation	4,518,648.89
General Administration (other)	288,416.55	State and Local Fiscal Assistance Act Utilized		Special District Taxes	
JUDICIARY		Sale of Acquired Property		Bank Corp. Taxes	2,215.30
Municipal Courts	35,550.10	Other Miscellaneous Revenues		Added and Omitted Taxes	27,345.11
PUBLIC SAFETY		Total 450,460.20		Total Taxes Levied - ABSTRACT	4,513,409.30
Fire Protection	127,871.07	Prior Years Surplus Appropriated		Total Taxes Billed	4,537,318.81
Police Protection	812,054.40	REVENUES TOTAL 5,793,326.86		1988 TAXES COLLECTED	4,476,360.55
Civil Defense & Disaster Control	40.00	Reserve For Uncollected Taxes 111,290.48		1988 Taxes Cancelled, Abated or Adjusted	3,474.38
Environmental Inspection & Control	42,546.79	CAPITAL OUTLAY TOTAL 159,913.99		Transfer to Tax Title Liens or Foreclosed	47.68
Other Public Safety				Balance Outstanding Dec. 31, 1988	57,436.20
PUBLIC WORKS				PRIOR YEARS TAXES OUTSTANDING	
Streets and Drainage	109,542.12	Public Enterprises 3,922.47		Balance January 1, 1988	55,574.90
Sewers and Sewage Processing	118,000.00	Recreation—Culture		Collected in 1988	48,679.14
Garbage and Trash Disposal	55,000.00	Public Works 106,020.50		Cancelled, Abated or Adjusted 1988	3.48
Public Buildings and Grounds	29,800.00	Buildings and Grounds 49,971.02		Transfers to Tax Title Liens or Foreclosed	
Other Public Works		Library and Education		Balance December 31, 1988	6,892.28
HEALTH and WELFARE		Conservation		TAX TITLE LIENS OUTSTANDING	
Health Services Except Environmental	13,475.32	All Other		Balance January 1, 1988	260.15
Welfare-Public Assistance	600.00	CAPITAL DEBT AUTHORIZED, DECEMBER 31, 1988		Transfer From Taxes	47.68
Hospitals, Clinics, First Aid		ISSUED AND UNISSUED GROSS DEBT NET DEBT		Redeemed in 1988	
Animal, Insect, & Rodent Control	300.00	School 30,000		Cancelled, Abated or Adjusted (1988)	
Other Welfare Services		Self-liquidating 379,000 339,000		Transfers to Foreclosed Property	
RECREATION and CONSERVATION		Other 409,000 339,000		Balance December 31, 1988	307.83
Beaches and Boardwalks		Total 409,000.00		PROPERTY ACQUIRED BY DEED OR FORECLOSURE	
Parks, Playgrounds, Shade Trees	20,630.46	ISSUED AND OUTSTANDING		Balance January 1, 1988	2,850.00
Land Reclamation & Conservation		School 30,000.00		Transfers From Taxes or Liens	
Other Recreational Services	300.00	Self-Liquidating 379,000.00		Sale for Cash (1988)	
EDUCATION (excluding schools)		Other 409,000.00		Cancelled, Abated or Adjusted (1988)	
Libraries		Total 409,000.00		Balance December 31, 1988	2,850.00
Other Educational Services		EQUALIZED VALUATION BASIS		CURRENT FINANCES DECEMBER 31, 1988	
STATUTORY EXPENDITURES		FOR NET DEBT COMPUTATION 431,108,788		ASSETS	
Pensions & F. I. C. A.	165,601.07	REAL PROPERTY VALUATIONS		Cash Dec. 31, 1988	1,843,595.93
Employee Fringe Benefits	100,000.00	Code Class # of Parcels % VAL'N ASSESSED VALUATION		Taxes Receivable	64,328.48
Other Statutory Expenditures	10,000.00	1 Vacant Land 34 2.45 7,397,000.00		Tax Title Liens	307.83
CETA And Other Public Employment Programs		2 Residential 581 22.39 69,092,600.00		Foreclosed Property	2,850.00
MUNICIPAL FUNCTIONS TOTAL	2,100,322.85	3 Farm 5.81 17,535,100.00		Emergencies & Other Deferred Charges	44,755.23
CAPITAL IMPROVEMENTS *MEMO*	200,000.00	4a Commercial 25 68.62 207,110,600.00		State and Federal Aid Receivable	998.20
DEBT SERVICE		4b Industrial 7 .23 690,800.00		Other Receivables	40,094.78
Principal Payments	100,000.00	Total 788 301,326,100.00		Total	1,996,930.45
Interest Payments	43,708.75	Land Area 1.60 Sq. Miles		LIABILITIES, RESERVES, AND SURPLUS	
DEFERRED CHARGES	9,778.00	Net Valuation Taxable-Municipal 302,682,799		Cash Liabilities	1,384,557.69
SCHOOL, COUNTY, SPECIAL DISTRICT TAXES	3,102,153.20	Net Valuation Taxable-County 449,114,022		Reserves for Receivables	107,581.09
RESERVE FOR UNCOLLECTED TAXES	111,290.48	State Equalized Valuation 505,582,619		Surplus Dec. 31, 1988	504,791.67
EXPENDITURES TOTAL	5,467,253.28	State Equalization Ratio 59.80		Total	1,996,930.45

0322

Population 1980 15,596
 Population 1988 16,028
 S & P Rating AA-
 Moody Rating A1

General Tax Rate Per \$100.

3.02

State Equalized Tax Rate

1.83

MOORESTOWN TWP. - BURLINGTON CO.

Form of Government:

Council-Manager Plan E (OMCL 50)

Number of Members on Governing Body - 5

PER CAPITA:

Gross Debt 1,030.16
 Net Debt 629.13
 Debt Service 49.64
 Total Tax Levy 1,560.45
 Municipal Expenditures 541.81

PER CENT

Gross Debt 1.72
 Net Debt 1.05
 Tax Levy Collected 96.50
 Tax Levy Cancelled, Abated or Adjusted .09

EXPENDITURES		REVENUES-REALIZED		1988 PROPERTY TAX	
GENERAL GOVERNMENT				STATE EQUALIZED TAX RATE \rightarrow 1.05	
Governing Body & Public Boards	14,265.00	1988 Property Taxes Collected 24,106,960.00		Local District School Taxes	12,990,127.00
Municipal Clerk		1988 Payments in Lieu of Taxes		Regional & Consolidated School Tax	
Financial Administration	55,679.00	Delinquent Tax & Lien Collections 559,537.00		School Taxes in Municipal Budget	
Assessment of Taxes	49,549.00	Business Personalty Replacement Taxes 469,750.00		County Taxes	6,345,457.03
Collection of Taxes	72,764.00	Taxes from Public Utilities 1,339,530.00		County Library Taxes	
Planning, Housing & Development	66,324.00	Other Miscellaneous Tax Revenues 16,800.00		Local Municipal Purpose Taxes	3,820,411.00
Human Resources	330,245.00	State Aid Revenues 410,017.00		Veteran & Senior Citizen Taxes	134,100.00
Elections		Federal Aid Revenues		Total Taxes for Rate Computation 1.37	23,290,095.03
General Administration (other)	969,320.00	State and Local Fiscal Assistance Act Utilized		Special District Taxes	691,601.00
JUDICIARY		Sale of Acquired Property		Bank Corp. Taxes	40,307.00
Municipal Courts	72,633.00	Other Miscellaneous Revenues		Added and Omitted Taxes	1,123,044.00
PUBLIC SAFETY		Total 1,230,847.00		Total Taxes Levied - ABSTRACT	25,010,947.08
Fire Protection		Prior Years Surplus Appropriated 1,489,772.00		Total Taxes Billed	24,980,753.00
Police Protection	1,499,685.00	REVENUES TOTAL 29,623,213.00		1988 TAXES COLLECTED	24,106,960.00
Civil Defense & Disaster Control		Reserve For Uncollected Taxes 739,195.00		1988 Taxes Cancelled, Abated or Adjusted	23,259.00
Environmental Inspection & Control	86,219.00	CAPITAL OUTLAY TOTAL 3,233,516.00		Transfer to Tax Title Liens or Foreclosed	
Other Public Safety		Public Enterprises 24,093.00		Balance Outstanding Dec. 31, 1988	850,264.00
PUBLIC WORKS		Recreation—Culture		PRIOR YEARS TAXES OUTSTANDING	
Streets and Drainage	870,290.00	Public Works 899,752.00		Balance January 1, 1988	573,658.00
Sewers and Sewage Processing		Buildings and Grounds 2,342,552.00		Collected in 1988	558,933.00
Garbage and Trash Disposal	780,404.00	Library and Education 14,119.00		Cancelled, Abated or Adjusted 1988	10,468.00
Public Buildings and Grounds	313,432.00	Conservation		Transfers to Tax Title Liens or Foreclosed	
Other Public Works		All Other		Balance December 31, 1988	4,257.00
HEALTH and WELFARE		CAPITAL DEBT AUTHORIZED, DECEMBER 31, 1988		TAX TITLE LIENS OUTSTANDING	
Health Services Except Environmental		ISSUED AND UNISSUED GROSS DEBT NET DEBT		Balance January 1, 1988	59,288.00
Welfare-Public Assistance	4,175.00	School 2,659,000		Transfer From Taxes	
Hospitals, Clinics, First Aid		Self-liquidating 3,749,142		Redeemed in 1988	604.00
Animal, Insect, & Rodent Control	9,000.00	Other 10,103,205		Cancelled, Abated or Adjusted (1988)	
Other Welfare Services		Total 16,511,347		Transfers to Foreclosed Property	
RECREATION and CONSERVATION		ISSUED AND OUTSTANDING		Balance December 31, 1988	58,684.00
Beaches and Boardwalks		School 2,659,000.00		PROPERTY ACQUIRED BY DEED OR	
Parks, Playgrounds, Shade Trees	360,915.00	Self-Liquidating 3,159,450.00		FORECLOSURE	
Land Reclamation & Conservation		Other 9,817,332.00		Balance January 1, 1988	139,567.00
Other Recreational Services	154,331.00	Total 15,635,782.00		Transfers From Taxes or Liens	
EDUCATION (excluding schools)		EQUALIZED VALUATION BASIS		Sale for Cash (1988)	
Libraries	493,933.00	FOR NET DEBT COMPUTATION		Cancelled, Abated or Adjusted (1988)	
Other Educational Services	3,930.00	REAL PROPERTY VALUATIONS		Balance December 31, 1988	139,567.00
STATUTORY EXPENDITURES		Code Class # of Parcels % VAL'N ASSESSED VALUATION		CURRENT FINANCES DECEMBER 31, 1988	
Pensions & F. I. C. A.	555,841.00	1 Vacant Land 656 3.68 27,603,300.00		ASSETS	
Employee Fringe Benefits	232,115.00	2 Residential 4790 64.45 484,048,000.00		Cash Dec. 31, 1988	6,623,721.00
Other Statutory Expenditures		3 Farm 257 2.32 17,444,800.00		Taxes Receivable	854,521.00
CETA And Other Public Employment Programs		4a Commercial 213 19.63 147,396,000.00		Tax Title Liens	58,634.00
MUNICIPAL FUNCTIONS TOTAL 6,995,619.00		4b Industrial 38 8.65 64,982,800.00		Foreclosed Property	139,567.00
CAPITAL IMPROVEMENTS *MEMO* 101,500.00		4c Apartments 17 1.27 9,522,100.00		Emergencies & Other Deferred Charges	168,000.00
DEBT SERVICE		Total 5976 750,997,000.00		State and Federal Aid Receivable	
Principal Payments	323,500.00	Land Area 15.18 Sq. Miles		Other Receivables	39,636.00
Interest Payments	472,133.00	Net Valuation Taxable-Municipal 767,196,743		Total	7,884,129.00
DEFERRED CHARGES	153,579.00	Net Valuation Taxable-County 1,076,242,079		LIABILITIES, RESERVES, AND SURPLUS	
SCHOOL, COUNTY, SPECIAL DISTRICT TAXES	20,027,185.08	State Equalized Valuation 1,224,173,042		Cash Liabilities	5,291,729.00
RESERVE FOR UNCOLLECTED TAXES	739,195.00	State Equalization Ratio 62.17		Reserves for Receivables	1,092,408.00
EXPENDITURES TOTAL 28,711,261.08				Surplus Dec. 31, 1988	1,499,992.00

1422

Population 1980 13,435
 Population 1988 19,629
 S & P Rating AA
 Moody Rating AA1

General Tax Rate Per \$100.

1.07

State Equalized Tax Rate

1.23

MORRIS TOWNSHIP - MORRIS COUNTY**Form of Government:****Township Committee****Number of Members on Governing Body - 5****PER CAPITA:**

Gross Debt 1,728.54
 Net Debt 388.39
 Debt Service 40.14
 Total Tax Levy 1,647.84
 Municipal Expenditures 716.98

PER CENT:

Gross Debt 1.52
 Net Debt .34
 Tax Levy Collected 95.81
 Tax Levy Cancelled, Abated or Adjusted 1.42

EXPENDITURES		REVENUES-REALIZED		1988 PROPERTY TAX	
GENERAL GOVERNMENT				STATE EQUALIZED TAX RATE →	
Governing Body & Public Boards		1988 Property Taxes Collected	31,319,931.78	Local District School Taxes	
Municipal Clerk		1988 Payments in Lieu of Taxes	13,849.38	Regional & Consolidated School Tax	.70 18,386,159.01
Financial Administration	164,634.00	Delinquent Tax & Lien Collections	479,863.82	School Taxes in Municipal Budget	
Assessment of Taxes	303,730.00	Business Personalty Replacement Taxes	441,263.72	County Taxes	.24 6,397,207.38
Collection of Taxes	59,637.00	Taxes from Public Utilities	1,648,174.00	County Library Taxes	
Planning, Housing & Development	122,020.00	Other Miscellaneous Tax Revenues	1,632,136.62	Local Municipal Purpose Taxes	.28 7,375,897.64
Human Resources	107,663.33	State Aid Revenues	201,794.45	Veteran & Senior Citizen Taxes	108,200.00
Elections	11,345.00	Federal Aid Revenues		Total Taxes for Rate Computation	1.22 32,267,464.03
General Administration (other)	1,106,561.00	State and Local Fiscal Assistance Act Utilized	1,543.75	Special District Taxes	
JUDICIARY		Sale of Acquired Property		Bank Corp. Taxes	84,811.33
Municipal Courts	33,630.00	Other Miscellaneous Revenues	971,171.96	Added and Omitted Taxes	101,367.54
PUBLIC SAFETY		Total	36,709,779.48	Total Taxes Levied - ABSTRACT	32,345,442.90
Fire Protection	959,392.00	Prior Years Surplus Appropriated	1,500,000.00	Total Taxes Billed	32,689,193.85
Police Protection	2,306,150.00	REVENUES TOTAL	38,209,779.48	1988 TAXES COLLECTED	31,319,931.78
Civil Defense & Disaster Control	14,500.00	Reserve For Uncollected Taxes	1,443,449.51	1988 Taxes Cancelled, Abated or Adjusted	464,365.30
Environmental Inspection & Control	312,100.00			Transfer to Tax Title Liens or Foreclosed	7,196.32
Other Public Safety				Balance Outstanding Dec. 31, 1988	897,700.45
PUBLIC WORKS		CAPITAL OUTLAY TOTAL	2,336,738.21	PRIOR YEARS TAXES OUTSTANDING	
Streets and Drainage	1,417,533.00	Public Enterprises	1,074,407.36	Balance January 1, 1988	485,429.83
Sewers and Sewage Processing		Recreation—Culture	93.75	Collected in 1988	458,928.37
Garbage and Trash Disposal	2,053,733.00	Public Works	657,963.36	Cancelled, Abated or Adjusted 1988	8,149.76
Public Buildings and Grounds	66,500.00	Buildings and Grounds	604,273.74	Transfers to Tax Title Liens or Foreclosed	454.20
Other Public Works		Library and Education		Balance December 31, 1988	17,897.50
HEALTH and WELFARE		Conservation		TAX TITLE LIENS OUTSTANDING	
Health Services Except Environmental	173,905.00	All Other		Balance January 1, 1988	17,473.33
Welfare-Public Assistance	44,300.00			Transfer From Taxes	7,715.44
Hospitals, Clinics, First Aid		CAPITAL DEBT AUTHORIZED, DECEMBER 31, 1988		Redeemed in 1988	20,935.45
Animal, Insect, & Rodent Control	5,000.00	ISSUED AND UNISSUED GROSS DEBT NET DEBT		Cancelled, Abated or Adjusted (1988)	
Other Welfare Services		School 5,424,145		Transfers to Foreclosed Property	
RECREATION and CONSERVATION		Self-Liquidating 20,881,700		Balance December 31, 1988	4,253.32
Beaches and Boardwalks		Other 7,623,750	7,623,750	PROPERTY ACQUIRED BY DEED OR FORECLOSURE	
Parks, Playgrounds, Shade Trees	439,111.00	Total 33,929,595	7,623,750	Balance January 1, 1988	36,475.00
Land Reclamation & Conservation	1,450.00			Transfers From Taxes or Liens	
Other Recreational Services	1,850.00	ISSUED AND OUTSTANDING		Sale for Cash (1988)	
EDUCATION (excluding schools)		School 5,424,145.37		Cancelled, Abated or Adjusted (1988)	
Libraries	443,826.00	Self-Liquidating 9,431,900.00		Balance December 31, 1988	36,475.00
Other Educational Services		Other 6,992,310.00		CURRENT FINANCES DECEMBER 31, 1988	
STATUTORY EXPENDITURES		Total 21,893,355.37		ASSETS	
Pensions & F. I. C. A.	951,636.70	EQUALIZED VALUATION BASIS FOR NET DEBT COMPUTATION	2,235,536.705	Cash Dec. 31, 1988	3,999,364.63
Employee Fringe Benefits	335,630.00	REAL PROPERTY VALUATIONS		Taxes Receivable	915,597.95
Other Statutory Expenditures	100.00	Code Class # of Parcels % VAL'N		Tax Title Liens	4,253.32
CETA And Other Public Employment Programs		1 Vacant Land 347 3.38	101,751,100.00	Foreclosed Property	36,475.00
MUNICIPAL FUNCTIONS TOTAL	11,592,342.03	2 Residential 6139 65.09	1,962,290,700.00	Emergencies & Other Deferred Charges	280,000.00
CAPITAL IMPROVEMENTS *MEMO*	100.00	3 Farm 15 .04	1,356,100.00	State and Federal Aid Receivable	
DEBT SERVICE		4a Commercial 98 20.25	610,383,900.00	Other Receivables	15,652.90
Principal Payments	350,730.00	4b Industrial 27 9.91	298,673,700.00	Total	5,251,343.80
Interest Payments	437,139.25	4c Apartments 4 1.33	40,140,700.00	LIABILITIES, RESERVES, AND SURPLUS	
		Total 6680	3,014,596,200.00	Cash Liabilities	2,546,930.20
DEFERRED CHARGES	250,000.00	Land Area 15.70 Sq. Miles		Reserves for Receivables	971,979.17
SCHOOL, COUNTY, SPECIAL DISTRICT TAXES	24,783,366.39	Net Valuation Taxable-Municipal	3,025,767,243	Surplus Dec. 31, 1988	1,732,434.43
RESERVE FOR UNCOLLECTED TAXES	1,443,449.51	Net Valuation Taxable-County	2,724,278,940	Total	5,251,343.80
EXPENDITURES TOTAL	38,856,997.18	State Equalized Valuation	2,641,708,739		
		State Equalization Ratio	114.60		

1423
 Population 1980 5,305
 Population 1988 5,920
 S & P Rating AA
 Moody Rating AA
 General Tax Rate Per \$100. 2.76
 State Equalized Tax Rate 1.47

MORRIS PLAINS BOROUGH - MORRIS CO.
Form of Government:
Borough Council
Number of Members on Governing Body - 6

PER CAPITA:
 Gross Debt 951.41
 Net Debt 917.63
 Debt Service 121.74
 Total Tax Levy 1,381.79
 Municipal Expenditures 920.35
 PER CENT:
 Gross Debt .90
 Net Debt .86
 Tax Levy Collected 99.02
 Tax Levy Cancelled, Abated or Adjusted .20

EXPENDITURES		REVENUES-REALIZED		1988 PROPERTY TAX	
GENERAL GOVERNMENT				STATE EQUALIZED TAX RATE → .69	
Governing Body & Public Boards		1988 Property Taxes Collected	11,048,201.21	Local District School Taxes	5,196,239.00
Municipal Clerk		1988 Payments in Lieu of Taxes	6,025.65	Regional & Consolidated School Tax	
Financial Administration	106,453.89	Delinquent Tax & Lien Collections	123,957.19	School Taxes in Municipal Budget	
Assessment of Taxes	32,900.00	Business Personalty Replacement Taxes	244,213.83	County Taxes	.24 1,776,110.66
Collection of Taxes	35,990.00	Taxes from Public Utilities	436,964.00	County Library Taxes	.01 41,327.47
Planning, Housing & Development	63,845.00	Other Miscellaneous Tax Revenues		Local Municipal Purpose Taxes	.54 4,033,523.07
Human Resources	35,312.95	State Aid Revenues	65,500.64	Veteran & Senior Citizen Taxes	
Elections	2,600.00	Federal Aid Revenues		Total Taxes for Rate Computation	1.48 11,092,561.20
General Administration (other)	451,660.00	State and Local Fiscal Assistance Act Utilized		Special District Taxes	
JUDICIARY		Sale of Acquired Property		Bank Corp. Taxes	15,351.63
Municipal Courts	47,665.00	Other Miscellaneous Revenues		Added and Omitted Taxes	77,131.04
PUBLIC SAFETY		Total	12,397,058.49	Total Taxes Levied - ABSTRACT	11,140,193.87
Fire Protection	36,730.00	Prior Years Surplus Appropriated	500,000.00	Total Taxes Billed	11,157,565.36
Police Protection	935,095.26	REVENUES TOTAL	12,397,053.49	1988 TAXES COLLECTED	11,048,201.21
Civil Defense & Disaster Control	1,490.00	Reserve For Uncollected Taxes	550,726.40	1988 Taxes Cancelled, Abated or Adjusted	22,501.26
Environmental Inspection & Control	42,770.00	CAPITAL OUTLAY TOTAL	452,549.93	Transfer to Tax Title Liens or Foreclosed	6,279.00
Other Public Safety				Balance Outstanding Dec. 31, 1988	80,583.89
PUBLIC WORKS				PRIOR YEARS TAXES OUTSTANDING	
Streets and Drainage	583,652.00	Public Enterprises		Balance January 1, 1988	137,517.00
Sewers and Sewage Processing	630,465.00	Recreation—Culture	135.00	Collected in 1988	123,957.19
Garbage and Trash Disposal	600,000.00	Public Works	197,577.40	Cancelled, Abated or Adjusted 1988	
Public Buildings and Grounds	48,700.00	Buildings and Grounds	254,337.53	Transfers to Tax Title Liens or Foreclosed	
Other Public Works		Library and Education		Balance December 31, 1988	3,559.31
HEALTH and WELFARE		Conservation		TAX TITLE LIENS OUTSTANDING	
Health Services Except Environmental	20,065.00	All Other		Balance January 1, 1988	45,109.42
Welfare-Public Assistance	1,390.00			Transfer From Taxes	6,279.00
Hospitals, Clinics, First Aid				Redeemed in 1988	
Animal, Insect, & Rodent Control				Cancelled, Abated or Adjusted (1988)	
Other Welfare Services				Transfers to Foreclosed Property	
RECREATION and CONSERVATION				Balance December 31, 1988	51,333.42
Beaches and Boardwalks				PROPERTY ACQUIRED BY DEED OR FORECLOSURE	
Parks, Playgrounds, Shade Trees	33,060.00			Balance January 1, 1988	6,580.00
Land Reclamation & Conservation	16,475.00			Transfers From Taxes or Liens	
Other Recreational Services	62,350.00			Sale for Cash (1988)	
EDUCATION (excluding schools)				Cancelled, Abated or Adjusted (1988)	
Libraries	26,500.00			Balance December 31, 1988	6,580.00
Other Educational Services				CURRENT FINANCES DECEMBER 31, 1988	
STATUTORY EXPENDITURES				ASSETS	
Pensions & F. I. C. A.	256,300.00			Cash Dec. 31, 1988	1,613,156.20
Employee Fringe Benefits				Taxes Receivable	89,143.70
Other Statutory Expenditures				Tax Title Liens	51,383.42
CETA And Other Public Employment Programs				Foreclosed Property	6,580.00
MUNICIPAL FUNCTIONS TOTAL	4,177,029.11			Emergencies & Other Deferred Charges	
CAPITAL IMPROVEMENTS *MEMO*	323,000.00			State and Federal Aid Receivable	3,300.30
DEBT SERVICE				Other Receivables	5,536.91
Principal Payments	515,000.00			Total	1,779,606.13
Interest Payments	205,703.05			LIABILITIES, RESERVES, AND SURPLUS	
DEFERRED CHARGES				Cash Liabilities	973,820.07
SCHOOL, COUNTY, SPECIAL DISTRICT TAXES	7,014,133.13			Reserves for Receivables	152,649.03
RESERVE FOR UNCOLLECTED TAXES	550,726.40			Surplus Dec. 31, 1988	653,137.03
EXPENDITURES TOTAL	12,462,641.69			Total	1,779,606.13

1424

Population 1980 16,614
 Population 1988 16,517
 S & P Rating A+
 Maady Rating A1

General Tax Rate Per \$100.

1.67

State Equalized Tax Rate

1.55

MORRISTOWN TOWN - MORRIS COUNTY

Form of Government:

Mayor-Council Plan F (OMCL 50)

Number of Members on Governing Body - 7

PER CAPITA:

Gross Debt 9,467.49

Net Debt 1,612.29

Debt Service 195.71

Total Tax Levy 1,278.95

Municipal Expenditures 1,195.95

PER CENT:

Gross Debt 13.83

Net Debt 2.35

Tax Levy Collected 95.00

Tax Levy Cancelled, Abated
or Adjusted 1.59

EXPENDITURES		REVENUES-REALIZED		1988 PROPERTY TAX	
GENERAL GOVERNMENT				STATE EQUALIZED TAX RATE →	
Governing Body & Public Boards	48,632.00	1988 Property Taxes Collected		Local District School Taxes	
Municipal Clerk	220,250.00	21,180,013.00		Regional & Consolidated School Tax	.72 9,654,125.49
Financial Administration	190,012.00	1988 Payments in Lieu of Taxes		School Taxes in Municipal Budget	
Assessment of Taxes	215,634.00	Delinquent Tax & Lien Collections		County Taxes	.24 3,172,250.30
Collection of Taxes	165,074.00	Business Personalty Replacement Taxes		County Library Taxes	
Planning, Housing & Development	194,500.00	Taxes from Public Utilities		Local Municipal Purpose Taxes	.59 7,927,009.00
Human Resources	203,250.00	Other Miscellaneous Tax Revenues		Veteran & Senior Citizen Taxes	73,450.00
Elections	7,800.00	State Aid Revenues		Total Taxes for Rate Computation	1.55 20,826,834.79
General Administration (other)	2,133,357.00	Federal Aid Revenues		Special District Taxes	
JUDICIARY		State and Local Fiscal Assistance Act Utilized		Bank Corp. Taxes	349,710.00
Municipal Courts	270,075.00	Sale of Acquired Property		Added and Omitted Taxes	21,372.00
PUBLIC SAFETY		Other Miscellaneous Revenues		Total Taxes Levied - ABSTRACT	21,124,466.79
Fire Protection	1,386,851.00	Total		Total Taxes Billed	22,293,853.00
Police Protection	2,780,096.00	Prior Years Surplus Appropriated		1988 TAXES COLLECTED	21,180,013.00
Civil Defense & Disaster Control	7,600.00	REVENUES TOTAL		1988 Taxes Cancelled, Abated or Adjusted	354,238.00
Environmental Inspection & Control	353,043.00	Reserve For Uncollected Taxes		Transfer to Tax Title Liens or Foreclosed	
Other Public Safety		CAPITAL OUTLAY TOTAL		Balance Outstanding Dec. 31, 1988	759,602.00
PUBLIC WORKS				PRIOR YEARS TAXES OUTSTANDING	
Streets and Drainage	891,747.00	Public Enterprises		Balance January 1, 1988	1,416,391.00
Sewers and Sewage Processing	752,812.00	Recreation—Culture		Collected in 1988	637,786.00
Garbage and Trash Disposal	1,802,130.00	Public Works		Cancelled, Abated or Adjusted 1988	368,816.00
Public Buildings and Grounds	241,500.00	Buildings and Grounds		Transfers to Tax Title Liens or Foreclosed	350,860.00
Other Public Works		Library and Education		Balance December 31, 1988	58,929.00
HEALTH and WELFARE		Conservation		TAX TITLE LIENS OUTSTANDING	
Health Services Except Environmental	136,310.00	All Other		Balance January 1, 1988	191,687.00
Welfare-Public Assistance	63,779.00	CAPITAL DEBT AUTHORIZED, DECEMBER 31, 1988		Transfer From Taxes	412,350.00
Hospitals, Clinics, First Aid		ISSUED AND UNISSUED GROSS DEBT NET DEBT		Redeemed in 1988	265,092.00
Animal, Insect, & Rodent Control	28,431.00	School 2,795,730		Cancelled, Abated or Adjusted (1988)	
Other Welfare Services		Self-liquidating 11,388,878		Transfers to Foreclosed Property	
RECREATION and CONSERVATION		Other 142,189,971		Balance December 31, 1988	338,945.00
Beaches and Boardwalks		Total 156,374,579		PROPERTY ACQUIRED BY DEED OR	
Parks, Playgrounds, Shade Trees	367,992.00	ISSUED AND OUTSTANDING		FORECLOSURE	
Land Reclamation & Conservation	6,000.00	School 2,795,730.00		Balance January 1, 1988	113,100.00
Other Recreational Services	173,870.00	Self-Liquidating 10,548,735.00		Transfers From Taxes or Liens	
EDUCATION (excluding schools)		Other 72,461,342.00		Sale for Cash (1988)	
Libraries	265,364.00	Total 85,805,807.00		Cancelled, Abated or Adjusted (1988)	
Other Educational Services	22,000.00	EQUALIZED VALUATION BASIS		Balance December 31, 1988	113,100.00
STATUTORY EXPENDITURES		FOR NET DEBT COMPUTATION		CURRENT FINANCES DECEMBER 31, 1988	
Pensions & F. I. C. A.	1,015,263.00	REAL PROPERTY VALUATIONS		ASSETS	
Employee Fringe Benefits	597,000.00	Code Class # of Parcels % VAL'N ASSESSED VALUATION		Cash Dec. 31, 1988	
Other Statutory Expenditures	15,000.00	1 Vacant Land 113 1.09 14,249,500.00		Taxes Receivable	818,531.00
CETA And Other Public Employment Programs		2 Residential 3116 44.47 578,896,700.00		Tax Title Liens	338,945.00
MUNICIPAL FUNCTIONS TOTAL	14,560,532.00	3 Farm 529 45.37 590,723,700.00		Foreclosed Property	113,100.00
CAPITAL IMPROVEMENTS *MEMO*	1,222,200.00	4a Commercial 16 1.28 16,706,600.00		Emergencies & Other Deferred Charges	97,000.00
DEBT SERVICE		4c Apartments 57 7.78 101,336,500.00		State and Federal Aid Receivable	7,137,094.00
Principal Payments	1,040,760.00	Total 3831 1,301,913,000.00		Other Receivables	1,048,538.00
Interest Payments	2,191,813.00	Land Area 2.36 Sq. Miles		Total	9,553,208.00
DEFERRED CHARGES	363,074.00	Net Valuation Taxable-Municipal		LIABILITIES, RESERVES, AND SURPLUS	
SCHOOL, COUNTY, SPECIAL DISTRICT TAXES	12,826,375.79	Net Valuation Taxable-County		Cash Liabilities	3,598,710.00
RESERVE FOR UNCOLLECTED TAXES	1,597,319.00	State Equalized Valuation		Reserves for Receivables	2,319,114.00
EXPENDITURES TOTAL	32,577,873.79	State Equalization Ratio		Surplus Dec. 31, 1988	3,635,384.00
				Total	9,553,208.00

Population 1980 4,251
Population 1988 3,982
S & P Rating
Moody Rating

General Tax Rate Per \$100.

5.69

State Equalized Tax Rate

1.80

MOUNT ARLINGTON BORO. - MORRIS CO.**Form of Government:****Borough Council****Number of Members on Governing Body - 6**

PER CAPITA:

Gross Debt 252.98
Net Debt 149.01
Debt Service 36.70
Total Tax Levy 911.69
Municipal Expenditures 473.02

PER CENT:

Gross Debt .62
Net Debt .36
Tax Levy Collected 94.47
Tax Levy Cancelled, Abated
or Adjusted

EXPENDITURES		REVENUES-REALIZED		1988 PROPERTY TAX	
GENERAL GOVERNMENT				STATE EQUALIZED TAX RATE	
Governing Body & Public Boards		1988 Property Taxes Collected	3,424,048.34	Local District School Taxes	1.04 2,087,395.00
Municipal Clerk		1988 Payments in Lieu of Taxes		Regional & Consolidated School Tax	
Financial Administration	23,500.00	Delinquent Tax & Lien Collections	137,228.30	School Taxes in Municipal Budget	
Assessment of Taxes	94,702.00	Business Personality Replacement Taxes	18,030.52	County Taxes	.22 449,490.83
Collection of Taxes	24,850.00	Taxes from Public Utilities	184,002.00	County Library Taxes	
Planning, Housing & Development	69,743.00	Other Miscellaneous Tax Revenues		Local Municipal Purpose Taxes	.53 1,065,702.17
Human Resources	6,779.57	State Aid Revenues	113,369.31	Veteran & Senior Citizen Taxes	23,150.00
Elections	1,424.00	Federal Aid Revenues		Total Taxes for Rate Computation	1.79 3,625,739.00
General Administration (other)	261,037.24	State and Local Fiscal Assistance Act Utilized	399.00	Special District Taxes	
JUDICIARY		Sale of Acquired Property		Bank Corp. Taxes	6,609.45
Municipal Courts	29,614.00	Other Miscellaneous Revenues	136,365.07	Added and Omitted Taxes	21,169.19
PUBLIC SAFETY		Total	4,113,443.54	Total Taxes Levied - ABSTRACT	3,630,367.64
Fire Protection	36,657.40	Prior Years Surplus Appropriated	150,000.00	Total Taxes Billed	3,624,545.39
Police Protection	374,635.23	REVENUES TOTAL	4,263,443.54	1988 TAXES COLLECTED	3,424,048.84
Civil Defense & Disaster Control	100.00	Reserve For Uncollected Taxes	215,539.37	1988 Taxes Cancelled, Abated or Adjusted	
Environmental Inspection & Control	23,957.00	CAPITAL OUTLAY TOTAL	119,573.94	Transfer to Tax Title Liens or Foreclosed	12,949.83
Other Public Safety				Balance Outstanding Dec. 31, 1988	137,547.72
PUBLIC WORKS				PRIOR YEARS TAXES OUTSTANDING	
Streets and Drainage	183,438.78	Public Enterprises		Balance January 1, 1988	167,355.99
Sewers and Sewage Processing		Recreation—Culture	50,245.20	Collected in 1988	158,595.61
Garbage and Trash Disposal	97,353.00	Public Works	69,328.74	Cancelled, Abated or Adjusted 1988	31.99
Public Buildings and Grounds	19,100.00	Buildings and Grounds		Transfers to Tax Title Liens or Foreclosed	8,723.39
Other Public Works	18,200.00	Library and Education		Balance December 31, 1988	
HEALTH and WELFARE		Conservation		TAX TITLE LIENS OUTSTANDING	
Health Services Except Environmental	17,236.00	All Other		Balance January 1, 1988	36,386.68
Welfare-Public Assistance	3,498.00	CAPITAL DEBT AUTHORIZED, DECEMBER 31, 1988		Transfer From Taxes	23,124.13
Hospitals, Clinics, First Aid		ISSUED AND UNISSUED GROSS DEBT		Redeemed in 1988	28,632.69
Animal, Insect, & Rodent Control	1,760.00	School	414,000	Cancelled, Abated or Adjusted (1988)	1,376.47
Other Welfare Services		Self-liquidating	593,359	Transfers to Foreclosed Property	
RECREATION and CONSERVATION		Other	593,359	Balance December 31, 1988	29,001.65
Beaches and Boardwalks		Total	1,007,359	PROPERTY ACQUIRED BY DEED OR FORECLOSURE	
Parks, Playgrounds, Shade Trees	14,120.00	ISSUED AND OUTSTANDING		Balance January 1, 1988	158,300.00
Land Reclamation & Conservation		School	414,000.00	Transfers From Taxes or Liens	
Other Recreational Services	14,127.00	Self-liquidating		Sole for Cash (1988)	
EDUCATION (excluding schools)		Other	443,000.00	Cancelled, Abated or Adjusted (1988)	
Libraries	52,842.00	Total	857,000.00	Balance December 31, 1988	158,300.00
Other Educational Services		EQUALIZED VALUATION BASIS		CURRENT FINANCES DECEMBER 31, 1988	
STATUTORY EXPENDITURES		FOR NET DEBT COMPUTATION	162,617,148	ASSETS	
Pensions & F. I. C. A.	36,317.00	REAL PROPERTY VALUATIONS		Cash Dec. 31, 1988	491,940.24
Employee Fringe Benefits	52,700.00	Code Class # of Parcels % VAL'N		Taxes Receivable	187,547.72
Other Statutory Expenditures		1 Vacant Land 135 4.06	2,557,700.00	Tax Title Liens	29,001.65
CETA And Other Public Employment Programs		2 Residential 1080 77.49	48,852,600.00	Foreclosed Property	158,300.00
MUNICIPAL FUNCTIONS TOTAL	1,507,841.22	3 Farm		Emergencies & Other Deferred Charges	97,308.44
CAPITAL IMPROVEMENTS *MEMO*	21,000.00	4a Commercial 38 12.55	7,911,200.00	State and Federal Aid Receivable	72,840.69
DEBT SERVICE		4b Industrial 1 .01	3,200.00	Other Receivables	45,263.06
Principal Payments	114,000.00	4c Apartments 8 5.90	3,720,700.00	Total	1,082,207.80
Interest Payments	32,123.76	Total	63,045,400.00	LIABILITIES, RESERVES, AND SURPLUS	
DEFERRED CHARGES	14,018.80	Land Area 2.25 Sq. Miles		Cash Liabilities	351,345.61
SCHOOL, COUNTY, SPECIAL DISTRICT TAXES	2,536,886.83	Net Valuation Taxable-Municipal	63,328,246	Reserves for Receivables	420,112.43
RESERVE FOR UNCOLLECTED TAXES	215,539.37	Net Valuation Taxable-County	191,331,853	Surplus Dec. 31, 1988	310,249.76
EXPENDITURES TOTAL	4,420,459.98	State Equalized Valuation	199,667,413	Total	1,082,207.80
		State Equalization Ratio	31.62		

0425
 Population 1980 4,363
 Population 1988 4,776
 S & P Rating
 Moody Rating BAA1
 General Tax Rate Per \$100. 3.43
 State Equalized Tax Rate 2.69

MOUNT EPHRAIM BORO. - CAMDEN CO.

Form of Government:

Commission (1911)

Number of Members on Governing Body - 3

PER CAPITA:		PER CENT:	
Gross Debt	216.24	Gross Debt	.89
Net Debt	216.24	Net Debt	.89
Debt Service	10.28	Tax Levy Collected	98.29
Total Tax Levy	758.30	Tax Levy Cancelled, Abated or Adjusted	
Municipal Expenditures	390.50		

EXPENDITURES		REVENUES-REALIZED		1988 PROPERTY TAX	
GENERAL GOVERNMENT				STATE EQUALIZED TAX RATE 1.04	
Governing Body & Public Boards	1,566.00	1988 Property Taxes Collected 3,547,421.18		Local District School Taxes	1,390,146.43
Municipal Clerk				Regional & Consolidated School Tax	
Financial Administration	17,231.48			School Taxes in Municipal Budget	
Assessment of Taxes	4,140.00			County Taxes	1,195,619.00
Collection of Taxes	22,533.00			County Library Taxes	31,406.00
Planning, Housing & Development	21,700.00			Local Municipal Purpose Taxes	984,600.00
Human Resources	30,548.22			Veteran & Senior Citizen Taxes	106,250.00
Elections				Total Taxes for Rate Computation	3,708,021.43
General Administration (other)	212,237.73			Special District Taxes	
JUDICIARY				Bank Corp. Taxes	12,578.64
Municipal Courts	40,240.46			Added and Omitted Taxes	7,292.93
PUBLIC SAFETY				Total Taxes Levied - ABSTRACT	3,621,643.00
Fire Protection	35,473.36			Total Taxes Billed	3,609,064.44
Police Protection	345,818.00			1988 TAXES COLLECTED	3,547,421.18
Civil Defense & Disaster Control	3,900.00			1988 Taxes Cancelled, Abated or Adjusted	
Environmental Inspection & Control	20,435.00			Transfer to Tax Title Liens or Foreclosed	8,650.25
Other Public Safety				Balance Outstanding Dec. 31, 1988	52,993.01
PUBLIC WORKS				PRIOR YEARS TAXES OUTSTANDING	
Streets and Drainage	151,397.03			Balance January 1, 1988	69,668.58
Sewers and Sewage Processing	163,023.48			Collected in 1988	63,173.64
Garbage and Trash Disposal	269,300.00			Cancelled, Abated or Adjusted 1988	29.33
Public Buildings and Grounds	23,160.00			Transfers to Tax Title Liens or Foreclosed	6,465.61
Other Public Works				Balance December 31, 1988	
HEALTH and WELFARE				TAX TITLE LIENS OUTSTANDING	
Health Services Except Environmental	130.00			Balance January 1, 1988	8,526.92
Welfare-Public Assistance	14,522.12			Transfer From Taxes	16,639.60
Hospitals, Clinics, First Aid				Redeemed in 1988	
Animal, Insect, & Rodent Control				Cancelled, Abated or Adjusted (1988)	
Other Welfare Services				Transfers to Foreclosed Property	
RECREATION and CONSERVATION				Balance December 31, 1988	25,166.52
Beaches and Boardwalks				PROPERTY ACQUIRED BY DEED OR FORECLOSURE	
Parks, Playgrounds, Shade Trees	40.61			Balance January 1, 1988	5,735.00
Land Reclamation & Conservation	79.46			Transfers From Taxes or Liens	
Other Recreational Services				Sale for Cash (1988)	
EDUCATION (excluding schools)				Cancelled, Abated or Adjusted (1988)	
Libraries	4,621.31			Balance December 31, 1988	5,735.00
Other Educational Services				CURRENT FINANCES DECEMBER 31, 1988	
STATUTORY EXPENDITURES				ASSETS	
Pensions & F. I. C. A.	39,339.78			Cash Dec. 31, 1988	516,361.99
Employee Fringe Benefits	51,030.00			Taxes Receivable	52,993.01
Other Statutory Expenditures				Tax Title Liens	25,166.52
CETA And Other Public Employment Programs				Foreclosed Property	5,735.00
MUNICIPAL FUNCTIONS TOTAL	1,527,557.14			Emergencies & Other Deferred Charges	39,980.00
CAPITAL IMPROVEMENTS *MEMO*	10,000.00			State and Federal Aid Receivable	5,282.52
DEBT SERVICE				Other Receivables	248,628.70
Principal Payments	20,000.00			Total	894,147.74
Interest Payments	29,092.16			LIABILITIES, RESERVES, AND SURPLUS	
DEFERRED CHARGES	40,411.89			Cash Liabilities	119,449.49
SCHOOL, COUNTY, SPECIAL DISTRICT TAXES	2,617,171.43			Reserves for Receivables	332,523.23
RESERVE FOR UNCOLLECTED TAXES	247,955.61			Surplus Dec. 31, 1988	442,175.02
EXPENDITURES TOTAL	4,482,138.23			Total	894,147.74

0323

Population 1980 10,818

Population 1988 10,774

S & P Rating

Moody Rating BAA1

General Tax Rate Per \$100.

3.28

State Equalized Tax Rate

2.74

MOUNT HOLLY TWP. - BURLINGTON CO.

Form of Government:

Council-Manager Plan A (OMCL 50)

Number of Members on Governing Body - 5

PER CAPITA

Gross Debt 267.87

Net Debt 175.33

Debt Service 21.44

Total Tax Levy 694.83

Municipal Expenditures 392.62

PER CENT:

Gross Debt 1.27

Net Debt .83

Tax Levy Collected 95.85

Tax Levy Cancelled, Abated

or Adjusted .20

EXPENDITURES		REVENUES-REALIZED		1988 PROPERTY TAX	
GENERAL GOVERNMENT				STATE EQUALIZED TAX RATE .88	
Governing Body & Public Boards		1988 Property Taxes Collected	7,129,150.06	Local District School Taxes	2,375,200.00
Municipal Clerk	36,868.00	1988 Payments in Lieu of Taxes		Regional & Consolidated School Tax	1,356,047.24
Financial Administration	113,938.00	Delinquent Tax & Lien Collections	283,153.87	School Taxes in Municipal Budget	
Assessment of Taxes	33,410.00	Business Personalty Replacement Taxes	157,668.24	County Taxes	1,403,400.77
Collection of Taxes	46,404.00	Taxes from Public Utilities	754,201.00	County Library Taxes	80,251.77
Planning, Housing & Development	9,934.00	Other Miscellaneous Tax Revenues		Local Municipal Purpose Taxes	2,171,502.83
Human Resources	249,055.47	State Aid Revenues	354,540.27	Veteran & Senior Citizen Taxes	102,300.00
Elections	3,150.00	Federal Aid Revenues		Total Taxes for Rate Computation	7,494,202.61
General Administration (other)	609,184.00	State and Local Fiscal Assistance Act Utilized	1,287.00	Special District Taxes	
JUDICIARY		Sale of Acquired Property		Bank Corp. Taxes	48,452.26
Municipal Courts	64,064.00	Other Miscellaneous Revenues	458,963.40	Added and Omitted Taxes	46,272.29
PUBLIC SAFETY		Total	9,138,968.84	Total Taxes Levied - ABSTRACT	7,486,127.16
Fire Protection	130,560.29	Prior Years Surplus Appropriated	294,000.00	Total Taxes Billed	7,437,890.09
Police Protection	831,997.44	REVENUES TOTAL	9,432,968.84	1988 TAXES COLLECTED	7,129,150.06
Civil Defense & Disaster Control		Reserve For Uncollected Taxes	387,004.09	1988 Taxes Cancelled, Abated or Adjusted	15,143.14
Environmental Inspection & Control	74,843.00	CAPITAL OUTLAY TOTAL	72,958.81	Transfer to Tax Title Liens or Foreclosed	6,307.34
Other Public Safety				Balance Outstanding Dec. 31, 1988	286,739.55
PUBLIC WORKS				PRIOR YEARS TAXES OUTSTANDING	
Streets and Drainage	379,072.00	Public Enterprises		Balance January 1, 1988	283,052.23
Sewers and Sewage Processing		Recreation—Culture		Collected in 1988	265,040.65
Garbage and Trash Disposol	389,756.03	Public Works	72,958.81	Cancelled, Abated or Adjusted 1988	11,051.23
Public Buildings and Grounds	86,111.00	Buildings and Grounds		Transfers to Tax Title Liens or Foreclosed	1,005.77
Other Public Works		Library and Education		Balance December 31, 1988	5,954.63
HEALTH and WELFARE		Conservation		TAX TITLE LIENS OUTSTANDING	
Health Services Except Environmental	24,373.00	All Other		Balance January 1, 1988	37,059.14
Welfare-Public Assistance	36,368.00	CAPITAL DEBT AUTHORIZED, DECEMBER 31, 1988		Transfer From Taxes	7,364.09
Hospitals, Clinics, First Aid		ISSUED AND UNISSUED		Redeemed in 1988	19,951.03
Animal, Insect, & Rodent Control		School	984,331	Cancelled, Abated or Adjusted (1988)	
Other Welfare Services		Self-liquidating		Transfers to Foreclosed Property	
RECREATION and CONSERVATION		Other	1,901,661	Balance December 31, 1988	24,972.20
Beaches and Boardwalks		Total	2,885,992	PROPERTY ACQUIRED BY DEED OR FORECLOSURE	
Parks, Playgrounds, Shade Trees	33,350.00			Balance January 1, 1988	156,005.00
Land Reclamation & Conservation		ISSUED AND OUTSTANDING		Transfers From Taxes or Liens	
Other Recreational Services	5,000.00	School	984,331.88	Sale for Cash (1988)	
EDUCATION (excluding schools)		Self-Liquidating		Cancelled, Abated or Adjusted (1988)	
Libraries	22,500.00	Other	1,380,000.00	Balance December 31, 1988	156,005.00
Other Educational Services	715.00	Total	2,364,331.88	CURRENT FINANCES DECEMBER 31, 1988	
STATUTORY EXPENDITURES		EQUALIZED VALUATION BASIS		ASSETS	
Pensions & F. I. C. A.	251,801.28	FOR NET DEBT COMPUTATION	227,186,152	Cash Dec. 31, 1988	1,414,621.17
Employee Fringe Benefits	122,296.00	REAL PROPERTY VALUATIONS		Taxes Receivable	292,744.18
Other Statutory Expenditures	14,576.06	Code Class # of Parcels % VAL'N		Tax Title Liens	24,972.20
CETA And Other Public Employment Programs		1 Vacant Land 192 1.36	4,026,300.00	Foreclosed Property	150,005.00
MUNICIPAL FUNCTIONS TOTAL	3,569,376.54	2 Residential 3127 78.75	170,914,835.00	Emergencies & Other Deferred Charges	79,000.00
CAPITAL IMPROVEMENTS *MEMO*	9,000.00	3 Farm 5 .05	125,000.00	State and Federal Aid Receivable	
DEBT SERVICE		4a Commercial 219 14.82	32,171,900.00	Other Receivables	140,715.96
Principal Payments	95,000.00	4b Industrial 16 2.18	4,734,700.00	Total	2,108,058.51
Interest Payments	136,031.91	4c Apartments 13 2.33	5,059,700.00	LIABILITIES, RESERVES, AND SURPLUS	
		Total 3573	217,032,485.00	Cash Liabilities	541,982.10
DEFERRED CHARGES	42,627.82	Land Area 2.91 Sq. Miles		Reserves for Receivables	614,437.34
SCHOOL, COUNTY, SPECIAL DISTRICT TAXES	5,219,899.78	Net Valuation Taxable-Municipal	225,695,175	Surplus Dec. 31, 1988	951,639.07
RESERVE FOR UNCOLLECTED TAXES	387,004.09	Net Valuation Taxable-County	239,839,304	Total	2,108,058.51
EXPENDITURES TOTAL	9,449,940.14	State Equalized Valuation	263,612,965		
		State Equalization Ratio	83.49		

0324

Population 1980 17,614
 Population 1988 30,826
 S & P Rating
 Moody Rating A1

General Tax Rate Per \$100.

1.85

State Equalized Tax Rate

1.59

MOUNT LAUREL TWP. - BURLINGTON CO.**Form of Government:****Council-Manager Plan E (OMCL 50)****Number of Members on Governing Body - 5****PER CAPITA:**

Gross Debt 1,039.20
 Net Debt 261.62
 Debt Service 32.76
 Total Tax Levy 911.57
 Municipal Expenditures 333.01

PER CENT:

Gross Debt 2.55
 Net Debt .64
 Tax Levy Collected 95.30
 Tax Levy Cancelled, Abated or Adjusted 1.15

EXPENDITURES		REVENUES-REALIZED		1988 PROPERTY TAX	
GENERAL GOVERNMENT				STATE EQUALIZED TAX RATE	
Governing Body & Public Boards	43,972.00	1988 Property Taxes Collected	26,584,778.09	Local District School Taxes .67	10,850,111.00
Municipal Clerk	94,528.00	1988 Payments in Lieu of Taxes		Regional & Consolidated School Tax .29	4,700,288.87
Financial Administration	182,173.00	Delinquent Tax & Lien Collections	1,065,014.93	School Taxes in Municipal Budget	
Assessment of Taxes	104,076.00	Business Personalty Replacement Taxes	153,215.92	County Taxes .47	7,529,377.94
Collection of Taxes	69,746.00	Taxes from Public Utilities	1,349,608.00	County Library Taxes	
Planning, Housing & Development	183,655.00	Other Miscellaneous Tax Revenues		Local Municipal Purpose Taxes .15	2,493,000.00
Human Resources	83,897.86	State Aid Revenues	344,437.04	Veteran & Senior Citizen Taxes	148,700.00
Elections		Federal Aid Revenues		Total Taxes for Rate Computation 1.58	25,721,477.81
General Administration (other)	608,008.92	State and Local Fiscal Assistance Act Utilized		Special District Taxes	771,199.35
JUDICIARY	124,335.12	Sale of Acquired Property		Bank Corp. Taxes	51,118.10
Municipal Courts		Other Miscellaneous Revenues	2,096,721.67	Added and Omitted Taxes	1,705,016.64
PUBLIC SAFETY		Total	31,593,775.65	Total Taxes Levied - ABSTRACT	28,100,111.90
Fire Protection	5,000.00	Prior Years Surplus Appropriated	3,500,000.00	Total Taxes Billed	27,896,025.24
Police Protection	1,846,370.76	REVENUES	TOTAL	1988 TAXES COLLECTED	26,584,778.09
Civil Defense & Disaster Control	3,235.00	Reserve For Uncollected Taxes	1,534,357.65	1988 Taxes Cancelled, Abated or Adjusted	321,899.02
Environmental Inspection & Control	320,011.00	CAPITAL OUTLAY	TOTAL	Transfer to Tax Title Liens or Foreclosed	66,079.28
Other Public Safety			1,736,765.36	Balance Outstanding Dec. 31, 1988	923,268.85
PUBLIC WORKS				PRIOR YEARS TAXES OUTSTANDING	
Streets and Drainage	820,392.00	Public Enterprises		Balance January 1, 1988	1,558,937.34
Sewers and Sewage Processing	13,675.10	Recreation—Culture	207,508.87	Collected in 1988	1,198,232.47
Garbage and Trash Disposal	1,379,934.00	Public Works	887,499.35	Cancelled, Abated or Adjusted 1988	31,622.70
Public Buildings and Grounds	175,254.00	Buildings and Grounds	641,757.14	Transfers to Tax Title Liens or Foreclosed	48,974.88
Other Public Works	50,000.00	Library and Education		Balance December 31, 1988	280,107.29
HEALTH and WELFARE		Conservation		TAX TITLE LIENS OUTSTANDING	
Health Services Except Environmental	6,130.00	All Other		Balance January 1, 1988	55,299.12
Welfare-Public Assistance	13,800.00	CAPITAL DEBT AUTHORIZED, DECEMBER 31, 1988		Transfer From Taxes	126,301.95
Hospitals, Clinics, First Aid		ISSUED AND UNISSUED	GROSS DEBT	Redeemed in 1988	17,289.20
Animal, Insect, & Rodent Control		School	23,896,893	Cancelled, Abated or Adjusted (1988)	
Other Welfare Services		Self-liquidating		Transfers to Foreclosed Property	
RECREATION and CONSERVATION		Other	8,137,552	Balance December 31, 1988	164,311.87
Beaches and Boardwalks		Total	32,034,445	PROPERTY ACQUIRED BY DEED OR FORECLOSURE	
Parks, Playgrounds, Shade Trees	352,862.00	ISSUED AND OUTSTANDING		Balance January 1, 1988	2,707,340.00
Land Reclamation & Conservation	400.00	School	9,625,258.17	Transfers From Taxes or Liens	
Other Recreational Services		Self-Liquidating		Sale for Cash (1988)	
EDUCATION (excluding schools)		Other	8,115,370.00	Cancelled, Abated or Adjusted (1988)	
Libraries	267,020.00	Total	17,740,628.17	Balance December 31, 1988	2,707,340.00
Other Educational Services		EQUALIZED VALUATION BASIS		CURRENT FINANCES DECEMBER 31, 1988	
STATUTORY EXPENDITURES		FOR NET DEBT COMPUTATION	1,255,862,503	ASSETS	
Pensions & F. I. C. A.	555,700.50	REAL PROPERTY VALUATIONS		Cash Dec. 31, 1988	8,116,449.95
Employee Fringe Benefits	353,076.00	Code Class # of Parcels % VAL'N		Taxes Receivable	1,203,376.14
Other Statutory Expenditures	1,000.00	1 Vacant Land 2417 7.99	109,693,950.00	Tax Title Liens	164,311.87
CETA And Other Public Employment Programs		2 Residential 8750 58.14	798,084,700.00	Foreclosed Property	2,707,340.00
MUNICIPAL FUNCTIONS	TOTAL	3 Farm 261 .83	11,385,015.00	Emergencies & Other Deferred Charges	156,763.70
CAPITAL IMPROVEMENTS	*MEMO*	4a Commercial 203 21.74	298,456,650.00	State and Federal Aid Receivable	14,207.54
DEBT SERVICE		4b Industrial 52 9.69	133,050,850.00	Other Receivables	551,338.97
Principal Payments	510,000.00	4c Apartments 6 1.60	21,998,900.00	Total	12,913,788.17
Interest Payments	499,726.50	Total 11689	1,372,670,065.00	LIABILITIES, RESERVES, AND SURPLUS	
DEFERRED CHARGES	57,913.55	Land Area 22.15 Sq. Miles		Cash Liabilities	5,333,588.94
SCHOOL, COUNTY, SPECIAL DISTRICT TAXES	23,850,977.16	Net Valuation Taxable-Municipal	1,385,534,535	Reserves for Receivables	4,626,366.98
RESERVE FOR UNCOLLECTED TAXES	1,534,357.65	Net Valuation Taxable-County	1,316,893,874	Surplus Dec. 31, 1988	2,953,832.25
EXPENDITURES	TOTAL	State Equalized Valuation	1,611,781,261	Total	12,913,788.17
		State Equalization Ratio	85.85		

1427

Population 1980 18,743
 Population 1988 19,115
 S & P Rating
 Moody Rating AAA

General Tax Rate Per \$100. 3.39
 State Equalized Tax Rate 1.67

MOUNT OLIVE TOWNSHIP – MORRIS CO.

Form of Government:

Mayor-Council Plan E (OMCL 50)

Number of Members on Governing Body – 5

PER CAPITA:
 Gross Debt 1,237.91
 Net Debt 908.10
 Debt Service 55.15
 Total Tax Levy 1,198.31
 Municipal Expenditures 446.72

PER CENT:
 Gross Debt 2.51
 Net Debt 1.34
 Tax Levy Collected 92.33
 Tax Levy Cancelled, Abated or Adjusted 3.14

EXPENDITURES		REVENUES-REALIZED		1988 PROPERTY TAX	
GENERAL GOVERNMENT				STATE EQUALIZED TAX RATE 1.10	
Governing Body & Public Boards	47,098.00	1988 Property Taxes Collected	21,433,305.61	Local District School Taxes	13,200,273.57
Municipal Clerk	55,650.00	1988 Payments in Lieu of Taxes		Regional & Consolidated School Tax	
Financial Administration	103,239.00	Delinquent Tax & Lien Collections	635,095.73	School Taxes in Municipal Budget	
Assessment of Taxes	63,924.00	Business Personalty Replacement Taxes	39,289.72	County Taxes	2,684,694.30
Collection of Taxes	59,710.00	Taxes from Public Utilities	1,130,510.00	County Library Taxes	62,964.96
Planning, Housing & Development	128,395.00	Other Miscellaneous Tax Revenues		Local Municipal Purpose Taxes	4,096,958.70
Human Resources	73,604.00	State Aid Revenues	233,555.22	Veteran & Senior Citizen Taxes	84,700.00
Elections	4,010.00	Federal Aid Revenues		Total Taxes for Rate Computation	20,129,597.03
General Administration (other)	667,439.00	State and Local Fiscal Assistance Act Utilized	2,484.30	Special District Taxes	2,052,952.00
JUDICIARY		Sale of Acquired Property		Bank Corp. Taxes	23,297.26
Municipal Courts	171,497.00	Other Miscellaneous Revenues	2,813,270.86	Added and Omitted Taxes	779,455.22
PUBLIC SAFETY		Total	26,387,511.44	Total Taxes Levied - ABSTRACT	22,905,611.51
Fire Protection	142,435.00	Prior Years Surplus Appropriated	500,000.00	Total Taxes Billed	23,089,939.66
Police Protection	1,893,728.74	REVENUES TOTAL	26,387,511.44	1988 TAXES COLLECTED	21,433,305.61
Civil Defense & Disaster Control	100,950.00	Reserve For Uncollected Taxes	902,708.00	1988 Taxes Cancelled, Abated or Adjusted	724,127.81
Environmental Inspection & Control	172,222.00	CAPITAL OUTLAY TOTAL	2,734,366.77	Transfer to Tax Title Liens or Foreclosed	69,402.43
Other Public Safety				Balance Outstanding Dec. 31, 1988	863,103.75
PUBLIC WORKS				PRIOR YEARS TAXES OUTSTANDING	
Streets and Drainage	653,302.00	Public Enterprises		Balance January 1, 1988	807,122.29
Sewers and Sewage Processing	665,767.00	Recreation—Culture		Collected in 1988	646,431.46
Garbage and Trash Disposal		Public Works	2,634,360.19	Cancelled, Abated or Adjusted 1988	10,294.78
Public Buildings and Grounds	196,462.00	Buildings and Grounds	150,006.53	Transfers to Tax Title Liens or Foreclosed	21,450.15
Other Public Works		Library and Education		Balance December 31, 1988	123,895.90
HEALTH and WELFARE		Conservation		TAX TITLE LIENS OUTSTANDING	
Health Services Except Environmental	214,631.00	All Other		Balance January 1, 1988	264,562.06
Welfare-Public Assistance	41,075.00	CAPITAL DEBT AUTHORIZED, DECEMBER 31, 1988		Transfer From Taxes	86,194.11
Hospitals, Clinics, First Aid	1,030.00	ISSUED AND UNISSUED		Redeemed in 1988	33,614.27
Animal, Insect, & Rodent Control	15,030.00	School	6,209,760	Cancelled, Abated or Adjusted (1988)	
Other Welfare Services		Self-liquidating		Transfers to Foreclosed Property	47,465.53
RECREATION and CONSERVATION		Other	17,452,845	Balance December 31, 1988	264,676.27
Beaches and Boardwalks	6,750.00	Total	23,662,605	PROPERTY ACQUIRED BY DEED OR FORECLOSURE	
Parks, Playgrounds, Shade Trees		ISSUED AND OUTSTANDING		Balance January 1, 1988	837,650.65
Land Reclamation & Conservation	650.00	School	6,209,760.00	Transfers From Taxes or Liens	55,244.35
Other Recreational Services	86,713.00	Self-liquidating		Sale for Cash (1988)	
EDUCATION (excluding schools)		Other	11,084,203.25	Cancelled, Abated or Adjusted (1988)	
Libraries	261,782.00	Total	17,293,963.25	Balance December 31, 1988	892,895.00
Other Educational Services		EQUALIZED VALUATION BASIS		CURRENT FINANCES DECEMBER 31, 1988	
STATUTORY EXPENDITURES		FOR NET DEBT COMPUTATION	943,708,084	ASSETS	
Pensions & F. I. C. A.	490,168.00	REAL PROPERTY VALUATIONS		Cash Dec. 31, 1988	2,499,026.80
Employee Fringe Benefits	252,549.00	Code Class # of Parcels % VAL'N		Taxes Receivable	991,999.66
Other Statutory Expenditures		1 Vacant Land 1120 6.63	39,047,166.00	Tax Title Liens	264,676.27
CETA And Other Public Employment Programs		2 Residential 4427 58.03	341,520,922.00	Foreclosed Property	892,895.00
MUNICIPAL FUNCTIONS TOTAL	6,574,855.74	3 Farm 149 .89	5,257,800.00	Emergencies & Other Deferred Charges	36,000.00
CAPITAL IMPROVEMENTS *MEMO*	200,000.00	4a Commercial 209 9.96	58,649,400.00	State and Federal Aid Receivable	51,139.02
DEBT SERVICE		4b Industrial 31 5.88	34,620,000.00	Other Receivables	103,684.36
Principal Payments	350,000.00	4c Apartments 6 18.60	109,475,400.00	Total	4,839,421.11
Interest Payments	704,161.87	Total 5942	588,570,688.00	LIABILITIES, RESERVES, AND SURPLUS	
DEFERRED CHARGES	7,370.07	Land Area 30.06 Sq. Miles		Cash Liabilities	1,313,272.04
SCHOOL, COUNTY, SPECIAL DISTRICT TAXES	18,000,890.33	Net Valuation Taxable-Municipal	591,921,960	Reserves for Receivables	2,253,255.29
RESERVE FOR UNCOLLECTED TAXES	902,708.00	Net Valuation Taxable-County	1,157,095,167	Surplus Dec. 31, 1988	1,272,893.78
EXPENDITURES TOTAL	26,539,986.01	State Equalized Valuation	1,196,480,581	Total	4,839,421.11
		State Equalization Ratio	49.33		

1425

Population 1980 4,153
 Population 1988 4,114
 S & P Rating AA
 Moody Rating AA

General Tax Rate Per \$100.

4.01

State Equalized Tax Rate

1.73

MOUNTAIN LAKES BORO. — MORRIS CO.**Form of Government:****Council-Manager Plan E (OMCL 50)****Number of Members on Governing Body — 7****PER CAPITA:**

Gross Debt 1,504.02
 Net Debt 513.74
 Debt Service 73.45
 Total Tax Levy 2,060.60
 Municipal Expenditures 638.29

PER CENT:

Gross Debt 1.63
 Net Debt .56
 Tax Levy Collected 98.83
 Tax Levy Cancelled, Abated or Adjusted .01

EXPENDITURES		REVENUES-REALIZED		1988 PROPERTY TAX	
GENERAL GOVERNMENT				STATE EQUALIZED TAX RATE	
Governing Body & Public Boards		1988 Property Taxes Collected	8,371,348.07	Local District School Taxes	1.24
Municipal Clerk	17,000.00	1988 Payments in Lieu of Taxes		Regional & Consolidated School Tax	5,943,995.28
Financial Administration	10,200.00	Delinquent Tax & Lien Collections	80,707.86	School Taxes in Municipal Budget	
Assessment of Taxes	24,300.00	Business Personalty Replacement Taxes	35,963.12	County Taxes	.22
Collection of Taxes	54,100.00	Taxes from Public Utilities	359,354.00	County Library Taxes	.01
Planning, Housing & Development	32,733.06	Other Miscellaneous Tax Revenues		Local Municipal Purpose Taxes	.27
Human Resources		State Aid Revenues	59,343.65	Veteran & Senior Citizen Taxes	10,400.00
Elections		Federal Aid Revenues		Total Taxes for Rate Computation	1.74
General Administration (other)	286,736.00	State and Local Fiscal Assistance Act Utilized	321.48	Special District Taxes	102,825.80
JUDICIARY		Sale of Acquired Property		Bank Corp. Taxes	10,510.06
Municipal Courts	13,600.00	Other Miscellaneous Revenues	321,530.27	Added and Omitted Taxes	57,958.19
PUBLIC SAFETY		Total	9,228,568.45	Total Taxes Levied - ABSTRACT	8,477,319.71
Fire Protection	29,304.00	Prior Years Surplus Appropriated	694,995.00	Total Taxes Billed	8,470,217.05
Police Protection	589,149.77	REVENUES	9,923,563.45	1988 TAXES COLLECTED	8,371,348.07
Civil Defense & Disaster Control	900.00	Reserve For Uncollected Taxes	521,220.99	1988 Taxes Cancelled, Abated or Adjusted	519.68
Environmental Inspection & Control	35,300.00	CAPITAL OUTLAY	206,634.58	Transfer to Tax Title Liens or Foreclosed	129.92
Other Public Safety		TOTAL		Balance Outstanding Dec. 31, 1988	98,219.38
PUBLIC WORKS				PRIOR YEARS TAXES OUTSTANDING	
Streets and Drainage	242,624.89	Public Enterprises	101,968.65	Balance January 1, 1988	80,707.86
Sewers and Sewage Processing		Recreation—Culture	5,335.07	Collected in 1988	80,707.86
Garbage and Trash Disposal	63,600.00	Public Works	4,533.99	Cancelled, Abated or Adjusted 1988	
Public Buildings and Grounds		Buildings and Grounds	94,796.87	Transfers to Tax Title Liens or Foreclosed	
Other Public Works		Library and Education		Balance December 31, 1988	
HEALTH and WELFARE		Conservation		TAX TITLE LIENS OUTSTANDING	
Health Services Except Environmental	15,191.00	All Other		Balance January 1, 1988	1,412.28
Welfare-Public Assistance	500.00	CAPITAL DEBT AUTHORIZED, DECEMBER 31, 1988		Transfer From Taxes	129.92
Hospitals, Clinics, First Aid		ISSUED AND UNISSUED		Redeemed in 1988	
Animal, Insect, & Rodent Control		School	3,804,000	Cancelled, Abated or Adjusted (1988)	
Other Welfare Services		Self-liquidating	270,000	Transfers to Foreclosed Property	
RECREATION and CONSERVATION		Other	2,113,535	Balance December 31, 1988	1,542.20
Benches and Boardwalks	39,431.61	Total	6,187,535	PROPERTY ACQUIRED BY DEED OR FORECLOSURE	
Parks, Playgrounds, Shade Trees	1,710.00	ISSUED AND OUTSTANDING		Balance January 1, 1988	157,085.09
Land Reclamation & Conservation	25,700.00	School	3,804,000.00	Transfers From Taxes or Liens	
Other Recreational Services		Self-liquidating	20,000.00	Sale for Cash (1988)	
EDUCATION (excluding schools)		Other	1,795,000.00	Cancelled, Abated or Adjusted (1988)	
Libraries	48,030.00	Total	5,619,000.00	Balance December 31, 1988	157,085.09
Other Educational Services		EQUALIZED VALUATION BASIS		CURRENT FINANCES DECEMBER 31, 1988	
STATUTORY EXPENDITURES		FOR NET DEBT COMPUTATION	379,788,830	ASSETS	
Pensions & F. I. C. A.	163,170.52	REAL PROPERTY VALUATIONS		Cash Dec. 31, 1988	1,074,310.48
Employee Fringe Benefits	53,715.00	Code Class # of Parcels % VAL'N		Taxes Receivable	98,219.38
Other Statutory Expenditures		1 Vacant Land 61 1.70	3,493,900.00	Tax Title Liens	1,542.20
CETA And Other Public Employment Programs		2 Residential 1234 86.62	178,132,300.00	Foreclosed Property	157,085.09
MUNICIPAL FUNCTIONS		3 Farm		Emergencies & Other Deferred Charges	
CAPITAL IMPROVEMENTS	*MEMO*	4a Commercial 41 10.84	22,302,100.00	State and Federal Aid Receivable	
DEBT SERVICE		4b Industrial 5 .84	1,723,300.00	Other Receivables	3,989.93
Principal Payments	210,000.00	4c Apartments		Total	1,335,147.08
Interest Payments	92,175.00	Total	205,651,600.00	LIABILITIES, RESERVES, AND SURPLUS	
DEFERRED CHARGES		Land Area 2.90 Sq. Miles		Cash Liabilities	229,438.20
SCHOOL, COUNTY, SPECIAL DISTRICT TAXES		Net Valuation Taxable-Municipal	207,217,782	Reserves for Receivables	260,836.60
RESERVE FOR UNCOLLECTED TAXES		Net Valuation Taxable-County	452,813,165	Surplus Dec. 31, 1988	844,872.28
EXPENDITURES	TOTAL	State Equalized Valuation	478,273,646	Total	1,335,147.08
		State Equalization Ratio	43.14		

2010

Population 1980 7,118
 Population 1988 6,949
 S & P Rating
 Moody Rating A1

General Tax Rate Per \$100. 2.42
 State Equalized Tax Rate 1.45

MOUNTAINSIDE BOROUGH – UNION CO.

Form of Government:

Borough Council

Number of Members on Governing Body – 6

PER CAPITA:
 Gross Debt 291.71
 Net Debt 229.57
 Debt Service 56.52
 Total Tax Levy 1,686.37
 Municipal Expenditures 610.35

PER CENT:
 Gross Debt .30
 Net Debt .24
 Tax Levy Collected 97.59
 Tax Levy Cancelled, Abated or Adjusted .04

EXPENDITURES		REVENUES-REALIZED		1988 PROPERTY TAX	
GENERAL GOVERNMENT				STATE EQUALIZED TAX RATE	
Governing Body & Public Boards		1988 Property Taxes Collected	11,415,936.91	Local District School Taxes .32	2,592,573.00
Municipal Clerk	60,790.00	1988 Payments in Lieu of Taxes		Regional & Consolidated School Tax .48	3,364,358.97
Financial Administration	82,093.16	Delinquent Tax & Lien Collections	227,316.28	School Taxes in Municipal Budget	
Assessment of Taxes		Business Personalty Replacement Taxes	253,330.64	County Taxes .37	2,954,592.71
Collection of Taxes		Taxes from Public Utilities	689,029.00	County Library Taxes	
Planning, Housing & Development	20,971.73	Other Miscellaneous Tax Revenues		Local Municipal Purpose Taxes .27	2,194,347.33
Human Resources	21,748.02	State Aid Revenues	65,086.57	Veteran & Senior Citizen Taxes	56,000.00
Elections	2,297.30	Federal Aid Revenues		Total Taxes for Rate Computation 1.44	11,062,372.06
General Administration (other)	584,676.26	State and Local Fiscal Assistance Acr Utilized	432.00	Special District Taxes	
JUDICIARY		Sale of Acquired Property		Bank Corp Taxes	21,313.37
Municipal Courts	56,300.00	Other Miscellaneous Revenues	523,698.01	Added and Omitted Taxes	90,901.23
PUBLIC SAFETY		Total	13,174,329.41	Total Taxes Levied - ABSTRACT	11,713,537.16
Fire Protection	177,773.85	Prior Years Surplus Appropriated	330,000.00	Total Taxes Billed	11,697,273.29
Police Protection	1,039,019.88	REVENUES TOTAL	14,004,329.41	1988 TAXES COLLECTED	11,415,936.91
Civil Defense & Disaster Control	138.73	Reserve For Uncollected Taxes	455,000.00	1988 Taxes Cancelled, Abated or Adjusted	4,175.00
Environmental Inspection & Control	89,963.63	CAPITAL OUTLAY TOTAL	59,039.43	Transfer to Tax Title Liens or Foreclosed	
Other Public Safety		Public Enterprises		Balance Outstanding Dec. 31, 1988	277,161.39
PUBLIC WORKS		Recreation—Culture	15,026.23	PRIOR YEARS TAXES OUTSTANDING	
Streets and Drainage	206,412.52	Public Works	19,623.54	Balance January 1, 1988	231,054.71
Sewers and Sewage Processing	238,335.57	Buildings and Grounds	24,369.66	Collected in 1988	227,316.29
Garbage and Trash Disposal		Library and Education		Cancelled, Abated or Adjusted 1988	3,153.13
Public Buildings and Grounds	73,175.00	Conservation		Transfers to Tax Title Liens or Foreclosed	
Other Public Works		All Other		Balance December 31, 1988	680.25
HEALTH and WELFARE		CAPITAL DEBT AUTHORIZED, DECEMBER 31, 1988		TAX TITLE LIENS OUTSTANDING	
Health Services Except Environmental	31,775.70	ISSUED AND UNISSUED GROSS DEBT NET DEBT		Balance January 1, 1988	
Welfare-Public Assistance	5,647.00	School 416,803		Transfer From Taxes	
Hospitals, Clinics, First Aid		Self-liquidating		Redeemed in 1988	
Animal, Insect, & Rodent Control	4,300.00	Other 1,610,259	1,595,259	Cancelled, Abated or Adjusted (1988)	
Other Welfare Services		Total 2,027,063	1,595,259	Transfers to Foreclosed Property	
RECREATION and CONSERVATION		ISSUED AND OUTSTANDING		Balance December 31, 1988	
Beaches and Boardwalks	9,000.00	School 416,803.25		PROPERTY ACQUIRED BY DEED OR	
Parks, Playgrounds, Shade Trees		Self-Liquidating		FORECLOSURE	
Land Reclamation & Conservation	60,120.13	Other 1,258,000.00		Balance January 1, 1988	3,375.00
Other Recreational Services		Total 1,674,803.25		Transfers From Taxes or Liens	
EDUCATION (excluding schools)		EQUALIZED VALUATION BASIS		Sale for Cash (1988)	
Libraries	207,740.00	FOR NET DEBT COMPUTATION	673,440,563	Cancelled, Abated or Adjusted (1988)	
Other Educational Services		REAL PROPERTY VALUATIONS		Balance December 31, 1988	3,375.00
STATUTORY EXPENDITURES		Code Class # of Parcels % VAL'N ASSESSED VALUATION		CURRENT FINANCES DECEMBER 31, 1988	
Pensions & F. I. C. A.	197,726.26	1 Vacant Land 103 1.39 5,665,000.00		ASSETS	
Employee Fringe Benefits	139,077.15	2 Residential 2371 75.71 362,464,300.00		Cash Dec. 31, 1988	2,514,391.41
Other Statutory Expenditures		3 Farm 60,774,200.00		Taxes Receivable	277,346.03
CETA And Other Public Employment Programs		4a Commercial 100 12.69 48,327,200.00		Tax Title Liens	
MUNICIPAL FUNCTIONS TOTAL	3,312,142.50	4b Industrial 58 10.20 48,327,200.00		Foreclosed Property	3,875.00
CAPITAL IMPROVEMENTS *MEMO*	24,000.00	4c Apartments 2632 478,731,200.00		Emergencies & Other Deferred Charges	72,111.51
DEBT SERVICE		Total Land Area 4.10 Sq. Miles 479,924,751		State and Federal Aid Receivable	3,111.51
Principal Payments	273,000.00	Net Valuation Taxable-Municipal 702,543,284		Other Receivables	64,655.37
Interest Payments	119,733.93	Net Valuation Taxable-County 1,214,9224		Total	2,941,491.43
DEFERRED CHARGES	31,392.84	State Equalized Valuation 59.77		LIABILITIES, RESERVES, AND SURPLUS	
SCHOOL, COUNTY, SPECIAL DISTRICT TAXES	9,411,524.68	State Equalization Ratio		Cash Liabilities	1,592,333.94
RESERVE FOR UNCOLLECTED TAXES	455,000.00			Reserves for Receivables	346,377.00
EXPENDITURES TOTAL	13,652,843.95			Surplus Dec. 31, 1988	1,002,230.49
				Total	2,941,491.43

0117

Population 1980 5,243
 Population 1988 5,392
 S & P Rating
 Moody Rating

General Tax Rate Per \$100.

2.61

State Equalized Tax Rate

2.24

MULLICA TOWNSHIP - ATLANTIC COUNTY**Form of Government:****Mayor-Council Plan F (OMCL 50)****Number of Members on Governing Body - 5****PER CAPITA:**

Gross Debt 576.72
 Net Debt 241.18
 Debt Service 31.97
 Total Tax Levy 737.73
 Municipal Expenditures 407.09

PER CENT:

Gross Debt 2.03
 Net Debt .85
 Tax Levy Collected 88.36
 Tax Levy Cancelled, Abated or Adjusted .15

EXPENDITURES		REVENUES-REALIZED		1988 PROPERTY TAX	
GENERAL GOVERNMENT				STATE EQUALIZED TAX RATE	
Governing Body & Public Boards	16,100.00	1988 Property Taxes Collected 3,514,950.83		Local District School Taxes .66	1,160,579.00
Municipal Clerk	49,523.78	1988 Payments in Lieu of Taxes		Regional & Consolidated School Tax .65	1,138,909.78
Financial Administration	41,093.52	Delinquent Tax & Lien Collections 426,349.46		School Taxes in Municipal Budget	
Assessment of Taxes	21,834.36	Business Personalty Replacement Taxes 33,505.40		County Taxes .42 *	735,559.17
Collection of Taxes	39,576.17	Taxes from Public Utilities 283,103.00		County Library Taxes .03	49,976.52
Planning, Housing & Development	22,129.50	Other Miscellaneous Tax Revenues		Local Municipal Purpose Taxes .48	852,064.36
Human Resources	28,537.42	State Aid Revenues 78,304.07		Veteran & Senior Citizen Taxes	52,450.00
Elections		Federal Aid Revenues		Total Taxes for Rate Computation 2.24	3,989,538.83
General Administration (other)	124,317.03	State and Local Fiscal Assistance Act Utilized 436.43		Special District Taxes	
JUDICIARY		Sale of Acquired Property 2,365.00		Bank Corp. Taxes	
Municipal Courts	44,647.06	Other Miscellaneous Revenues 279,375.81		Added and Omitted Taxes	40,763.07
PUBLIC SAFETY		Total 4,618,390.00		Total Taxes Levied - ABSTRACT	3,977,851.90
Fire Protection	31,131.64	Prior Years Surplus Appropriated 360,000.00		Total Taxes Billed	3,977,881.30
Police Protection	474,732.79	REVENUES TOTAL 4,978,390.00		1988 TAXES COLLECTED	3,514,950.83
Civil Defense & Disaster Control	2,047.00	Reserve For Uncollected Taxes 510,398.53		1988 Taxes Cancelled, Abated or Adjusted	5,941.92
Environmental Inspection & Control		CAPITAL OUTLAY TOTAL 400,645.71		Transfer to Tax Title Liens or Foreclosed	69,575.24
Other Public Safety		Public Enterprises		Balance Outstanding Dec. 31, 1988	387,413.31
PUBLIC WORKS		Recreation—Culture		PRIOR YEARS TAXES OUTSTANDING	
Streets and Drainage	232,398.61	Public Works 303,381.81		Balance January 1, 1988	379,564.58
Sewers and Sewage Processing	3,000.00	Buildings and Grounds 97,263.90		Collected in 1988	366,660.51
Garbage and Trash Disposal	99,300.00	Library and Education		Cancelled, Abated or Adjusted 1988	
Public Buildings and Grounds	18,837.46	Conservation		Transfers to Tax Title Liens or Foreclosed	7,072.85
Other Public Works	10,025.00	All Other		Balance December 31, 1988	5,831.22
HEALTH and WELFARE		CAPITAL DEBT AUTHORIZED, DECEMBER 31, 1988		TAX TITLE LIENS OUTSTANDING	
Health Services Except Environmental		ISSUED AND UNISSUED GROSS DEBT NET DEBT		Balance January 1, 1988	208,000.95
Welfare-Public Assistance	11,600.12	School 1,809,223		Transfer From Taxes	78,193.28
Hospitals, Clinics, First Aid		Self-liquidating 1,300,430		Redeemed in 1988	59,688.95
Animal, Insect, & Rodent Control	5,000.00	Other 1,300,430		Cancelled, Abated or Adjusted (1988)	
Other Welfare Services		Total 3,109,653		Transfers to Foreclosed Property	
RECREATION and CONSERVATION		ISSUED AND OUTSTANDING		Balance December 31, 1988	226,505.28
Beaches and Boardwalks		School 1,809,223.93		PROPERTY ACQUIRED BY DEED OR FORECLOSURE	
Parks, Playgrounds, Shade Trees		Self-Liquidating 1,300,000.00		Balance January 1, 1988	196,050.00
Land Reclamation & Conservation	200.00	Other 1,300,000.00		Transfers From Taxes or Liens	
Other Recreational Services	12,500.00	Total 3,109,223.93		Sale for Cash (1988)	2,365.00
EDUCATION (excluding schools)		EQUALIZED VALUATION BASIS		Cancelled, Abated or Adjusted (1988)	
Libraries		FOR NET DEBT COMPUTATION 153,422.571		Balance December 31, 1988	193,685.00
Other Educational Services		REAL PROPERTY VALUATIONS		CURRENT FINANCES DECEMBER 31, 1988	
STATUTORY EXPENDITURES		Code Class # of Parcels % VAL'N ASSESSED VALUATION		ASSETS	
Pensions & F. I. C. A.	70,691.62	1 Vacant Land 2886 17.43 25,979,400.00		Cash Dec. 31, 1988	1,670,869.58
Employee Fringe Benefits	49,850.00	2 Residential 1795 72.16 107,558,961.00		Taxes Receivable	393,244.53
Other Statutory Expenditures		3 Farm 129 2.89 4,294,600.00		Tax Title Liens	226,505.28
CETA And Other Public Employment Programs		4a Commercial 86 6.57 9,791,200.00		Foreclosed Property	193,685.00
MUNICIPAL FUNCTIONS		4b Industrial 3 .97 1,441,300.00		Emergencies & Other Deferred Charges	32,706.95
CAPITAL IMPROVEMENTS		4c Apartments		State and Federal Aid Receivable	63,590.94
DEBT SERVICE		Total 4899		Other Receivables	52,514.74
Principal Payments	90,000.00	Land Area 56.50 Sq. Miles		Total	2,633,117.02
Interest Payments	82,331.20	Net Valuation Taxable-Municipal 151,020,910		LIABILITIES, RESERVES, AND SURPLUS	
DEFERRED CHARGES		Net Valuation Taxable-County 154,574,893		Cash Liabilities	1,037,382.90
SCHOOL, COUNTY, SPECIAL DISTRICT TAXES		State Equalized Valuation 175,955,053		Reserves for Receivables	861,429.83
RESERVE FOR UNCOLLECTED TAXES		State Equalization Ratio 85.67		Surplus Dec. 31, 1988	734,304.29
EXPENDITURES				Total	2,633,117.02

0812
Population 1980 3,552
Population 1988 3,467
S & P Rating
Moody Rating

General Tax Rate Per \$100. 3.17
State Equalized Tax Rate 2.59

NATIONAL PARK BORO. - GLOUCESTER CO.
Form of Government:
Borough Council
Number of Members on Governing Body - 6

PER CAPITA:
Gross Debt 235.19
Net Debt 33.40
Debt Service 11.15
Total Tax Levy 443.20
Municipal Expenditures 322.70
PER CENT.
Gross Debt 1.35
Net Debt .22
Tax Levy Collected 90.66
Tax Levy Cancelled, Abated or Adjusted

EXPENDITURES		REVENUES-REALIZED		1988 PROPERTY TAX	
GENERAL GOVERNMENT				STATE EQUALIZED TAX RATE	
Governing Body & Public Boards		1988 Property Taxes Collected	1,406,726.35	Local District School Taxes .56	334,932.00
Municipal Clerk		1988 Payments in Lieu of Taxes		Regional & Consolidated School Tax .64	383,105.17
Financial Administration	18,975.00	Delinquent Tax & Lien Collections	144,166.92	School Taxes in Municipal Budget	
Assessment of Taxes	10,132.00	Business Personalty Replacement Taxes	6,747.34	County Taxes .70	419,250.43
Collection of Taxes	12,545.00	Taxes from Public Utilities	362,733.00	County Library Taxes .02	11,839.29
Planning, Housing & Development	5,671.00	Other Miscellaneous Tax Revenues		Local Municipal Purpose Taxes .66	395,000.00
Human Resources		State Aid Revenues	63,264.03	Veteran & Senior Citizen Taxes	53,200.00
Elections	1,470.00	Federal Aid Revenues	1,549.25	Total Taxes for Rate Computation 2.53	1,597,326.94
General Administration (other)	149,411.23	State and Local Fiscal Assistance Act Utilized		Special District Taxes	
JUDICIARY		Sole of Acquired Property		Bank Corp. Taxes	2,243.56
Municipal Courts	28,390.00	Other Miscellaneous Revenues	122,103.00	Added and Omitted Taxes	7,552.06
PUBLIC SAFETY		Total	2,107,340.94	Total Taxes Levied - ABSTRACT	1,553,922.56
Fire Protection	22,654.00	Prior Years Surplus Appropriated	106,712.44	Total Taxes Billed	1,551,679.00
Police Protection	204,072.00	REVENUES TOTAL	2,214,053.33	1988 TAXES COLLECTED	1,406,726.35
Civil Defense & Disaster Control	200.00	Reserve For Uncollected Taxes	161,000.00	1988 Taxes Cancelled, Abated or Adjusted	
Environmental Inspection & Control	14,931.77	CAPITAL OUTLAY TOTAL	6,489.60	Transfer to Tax Title Liens or Foreclosed	
Other Public Safety				Balance Outstanding Dec. 31, 1988	144,952.15
PUBLIC WORKS				PRIOR YEARS TAXES OUTSTANDING	
Streets and Drainage	129,100.00	Public Enterprises		Balance January 1, 1988	140,770.00
Sewers and Sewage Processing		Recreation—Culture		Collected in 1988	140,769.99
Gorbage and Trash Disposal	152,800.00	Public Works	6,489.60	Cancelled, Abated or Adjusted 1988	
Public Buildings and Grounds	31,625.00	Buildings and Grounds		Transfers to Tax Title Liens or Foreclosed	
Other Public Works		Library and Education		Balance December 31, 1988	.01
HEALTH and WELFARE		Conservation		TAX TITLE LIENS OUTSTANDING	
Health Services Except Environmental	739.00	All Other		Balance January 1, 1988	5,409.43
Welfare-Public Assistance	3,000.00	CAPITAL DEBT AUTHORIZED, DECEMBER 31, 1988		Transfer From Taxes	
Hospitals, Clinics, First Aid		ISSUED AND UNISSUED		Redeemed in 1988	3,396.93
Animal, Insect, & Rodent Control	2,500.00	School	648,551	Cancelled, Abated or Adjusted (1988)	
Other Welfare Services		Self-liquidating	224,403	Transfers to Foreclosed Property	
RECREATION and CONSERVATION		Other	115,810	Balance December 31, 1988	2,012.50
Beaches and Boardwalks		Total	988,770	PROPERTY ACQUIRED BY DEED OR	
Parks, Playgrounds, Shade Trees	2,500.00			FORECLOSURE	
Land Reclamation & Conservation		ISSUED AND OUTSTANDING		Balance January 1, 1988	35,723.00
Other Recreational Services	5,900.00	School	343,551.83	Transfers From Taxes or Liens	
EDUCATION (excluding schools)		Self-Liquidating	224,408.12	Sole for Cosh (1988)	
Libraries		Other	105,460.00	Cancelled, Abated or Adjusted (1988)	
Other Educational Services		Total	673,420.00	Balance December 31, 1988	35,723.00
STATUTORY EXPENDITURES		EQUALIZED VALUATION BASIS		CURRENT FINANCES DECEMBER 31, 1988	
Pensions & F. I. C. A.	61,000.00	FOR NET DEBT COMPUTATION	53,439,645	ASSETS	
Employee Fringe Benefits	39,250.00	REAL PROPERTY VALUATIONS		Cash Dec. 31, 1988	517,650.36
Other Statutory Expenditures	6,500.00	Code Class # of Parcels % VAL'N		Taxes Receivable	144,952.16
CETA And Other Public Employment Programs		1 Vacant Land 127 1.30	373,300.00	Tax Title Liens	2,012.50
MUNICIPAL FUNCTIONS TOTAL	903,356.00	2 Residential 1025 91.48	44,433,600.00	Foreclosed Property	35,723.00
CAPITAL IMPROVEMENTS *MEMO*	6,500.00	3 Farm		Emergencies & Other Deferred Charges	16,600.00
DEBT SERVICE		4a Commercial 39 6.13	2,981,400.00	State and Federal Aid Receivable	16,658.25
Principal Payments	31,315.00	4b Industrial		Other Receivables	21,933.25
Interest Payments	7,338.92	4c Apartments 3 .59	238,800.00	Total	755,529.52
		Total 1194	43,627,100.00	LIABILITIES, RESERVES, AND SURPLUS	
DEFERRED CHARGES	15,788.19	Land Area 1.00 Sq. Miles		Cash Liabilities	199,646.26
SCHOOL, COUNTY, SPECIAL DISTRICT TAXES	1,149,126.94	Net Valuation Taxable-Municipal	43,859,937	Reserves for Receivables	196,675.16
RESERVE FOR UNCOLLECTED TAXES	161,000.00	Net Valuation Taxable-County	53,465,485	Surplus Dec. 31, 1988	359,208.10
EXPENDITURES TOTAL	2,267,925.05	State Equalized Valuation	59,737,365	Total	755,529.52
		State Equalization Ratio	81.72		

Population 1980 23,366
 Population 1988 29,289
 S & P Rating
 Moody Rating A

General Tax Rate Per \$100.

3.72

State Equalized Tax Rate

1.90

NEPTUNE TOWNSHIP - MONMOUTH CO.

Form of Government:

Township Committee

Number of Members on Governing Body - 5

PER CAPITA:

Gross Debt 409.99
 Net Debt 397.94
 Debt Service 28.68
 Total Tax Levy 905.63
 Municipal Expenditures 481.03

PER CENT:

Gross Debt 1.14
 Net Debt 1.10
 Tax Levy Collected 92.78
 Tax Levy Cancelled, Abated or Adjusted

EXPENDITURES		REVENUES-REALIZED		1988 PROPERTY TAX	
GENERAL GOVERNMENT		1988 Property Taxes Collected		STATE EQUALIZED TAX RATE → 1.06	
Governing Body & Public Boards		1988 Payments in Lieu of Taxes	24,545,546.35	Local District School Taxes	13,901,794.00
Municipal Clerk	172,331.00	Delinquent Tax & Lien Collections	1,551,425.36	Regional & Consolidated School Tax	
Financial Administration	32,241.00	Business Personalty Replacement Taxes	236,123.44	School Taxes in Municipal Budget	
Assessment of Taxes	125,235.00	Taxes from Public Utilities	2,169,316.00	County Taxes	.37 *
Collection of Taxes	120,529.00	Other Miscellaneous Tax Revenues		County Library Taxes	
Planning, Housing & Development	711,829.05	State Aid Revenues	1,230,035.01	Local Municipal Purpose Taxes	.47
Human Resources	7,400.00	Federal Aid Revenues	5,193.00	Veteran & Senior Citizen Taxes	
Elections		State and Local Fiscal Assistance Act Utilized		Total Taxes for Rate Computation	1.90
General Administration (other)	1,979,962.18	Sale of Acquired Property		Special District Taxes	
JUDICIARY		Other Miscellaneous Revenues	1,494,981.37	Bank Corp. Taxes	68,968.97
Municipal Courts	123,134.48	Total	31,232,621.03	Added and Omitted Taxes	318,845.22
PUBLIC SAFETY		Prior Years Surplus Appropriated	1,930,000.00	Total Taxes Levied - ABSTRACT	26,524,959.96
Fire Protection	2,644,735.23	REVENUES TOTAL	33,212,621.03	Total Taxes Billed	26,455,990.99
Police Protection	600.00	Reserve For Uncollected Taxes	1,727,000.00	1988 TAXES COLLECTED	24,545,546.85
Civil Defense & Disaster Control	252,652.00	CAPITAL OUTLAY TOTAL	2,043,218.39	1988 Taxes Cancelled, Abated or Adjusted	
Environmental Inspection & Control		Public Enterprises	222,709.15	Transfer to Tax Title Liens or Foreclosed	
Other Public Safety		Recreation—Culture	56,601.50	Balance Outstanding Dec. 31, 1988	1,910,444.14
PUBLIC WORKS		Public Works	1,454,360.76	PRIOR YEARS TAXES OUTSTANDING	
Streets and Drainage	493,375.30	Buildings and Grounds	314,546.93	Balance January 1, 1988	1,613,951.80
Sewers and Sewage Processing	1,075,301.00	Library and Education		Collected in 1988	1,442,802.85
Garbage and Trash Disposal	332,121.00	Conservation		Cancelled, Abated or Adjusted 1988	
Public Buildings and Grounds	712,933.08	All Other		Transfers to Tax Title Liens or Foreclosed	
Other Public Works		CAPITAL DEBT AUTHORIZED, DECEMBER 31, 1988		Balance December 31, 1988	171,148.95
HEALTH and WELFARE		ISSUED AND UNISSUED		TAX TITLE LIENS OUTSTANDING	
Health Services Except Environmental	46,442.00	SCHOOL	353,000	Balance January 1, 1988	371,977.33
Welfare-Public Assistance	60,918.00	Self-liquidating	1,326,500	Transfer From Taxes	
Hospitals, Clinics, First Aid		Other	10,328,829	Redeemed in 1988	108,622.51
Animal, Insect, & Rodent Control		Total	12,008,329	Cancelled, Abated or Adjusted (1988)	
Other Welfare Services		ISSUED AND OUTSTANDING		Transfers to Foreclosed Property	
RECREATION and CONSERVATION		SCHOOL	353,000.00	Balance December 31, 1988	263,354.82
Beaches and Boardwalks	163,305.00	Self-Liquidating	1,244,500.00	PROPERTY ACQUIRED BY DEED OR FORECLOSURE	
Parks, Playgrounds, Shade Trees	475,617.10	Other	5,123,000.00	Balance January 1, 1988	1,149,751.00
Land Reclamation & Conservation	93,275.00	Total	6,725,500.00	Transfers From Taxes or Liens	
Other Recreational Services		EQUALIZED VALUATION BASIS		Sale for Cash (1988)	
EDUCATION (excluding schools)		FOR NET DEBT COMPUTATION	1,056,392.063	Cancelled, Abated or Adjusted (1988)	
Libraries	363,329.00	REAL PROPERTY VALUATIONS		Balance December 31, 1988	1,149,751.00
Other Educational Services	21,154.00	Code Class # of Parcels % VAL'N	ASSESSED VALUATION	CURRENT FINANCES DECEMBER 31, 1988	
STATUTORY EXPENDITURES		1 Vacant Land 704 3.36	22,325,800.00	ASSETS	
Pensions & F. I. C. A.	884,738.80	2 Residential 8388 72.41	480,494,500.00	Cash Dec. 31, 1988	6,914,658.54
Employee Fringe Benefits	363,575.00	3 Farm 8 .04	285,300.00	Taxes Receivable	2,081,593.09
Other Statutory Expenditures	10,000.00	4a Commercial 577 20.34	134,961,100.00	Tax Title Liens	263,354.82
CETA And Other Public Employment Programs		4b Industrial 11 .86	5,728,400.00	Foreclosed Property	1,149,751.00
MUNICIPAL FUNCTIONS TOTAL	11,326,314.22	4c Apartments 94 2.97	19,739,000.00	Emergencies & Other Deferred Charges	
CAPITAL IMPROVEMENTS *MEMO*	100,000.00	Total 9782	663,534,100.00	State and Federal Aid Receivable	
DEBT SERVICE		Land Area 8.00 Sq. Miles		Other Receivables	897,260.51
Principal Payments	550,000.00	Net Valuation Taxable-Municipal	667,941,959	Total	11,306,617.96
Interest Payments	290,000.00	Net Valuation Taxable-County	1,126,460,700	LIABILITIES, RESERVES, AND SURPLUS	
DEFERRED CHARGES	195,211.84	State Equalized Valuation	1,301,386,162	Cash Liabilities	5,173,648.79
SCHOOL, COUNTY, SPECIAL DISTRICT TAXES	19,974,030.95	State Equalization Ratio	51.16	Reserves for Receivables	4,339,687.12
RESERVE FOR UNCOLLECTED TAXES	1,727,000.00			Surplus Dec. 31, 1988	1,793,282.05
EXPENDITURES TOTAL	34,063,107.01			Total	11,306,617.96

*Includes County Health Service Taxes or County Vocational School Taxes. See Table 13.

1335		
Population 1980	5,276	
Population 1988	5,134	
S & P Rating		3.66
Moody Rating		1.34
	General Tax Rate Per \$100.	
	State Equalized Tax Rate	

NEPTUNE CITY BORO. - MONMOUTH CO.
Form of Government:
Borough Council
Number of Members on Governing Body - 6

PER CAPITA:		PER CENT:	
Grass Debt	61.99	Grass Debt	.19
Net Debt	59.21	Net Debt	.13
Debt Service	10.70	Tax Levy Collected	97.26
Total Tax Levy	742.47	Tax Levy Cancelled, Abated	
Municipal Expenditures	436.72	or Adjusted	.03

EXPENDITURES		REVENUES-REALIZED		1988 PROPERTY TAX	
GENERAL GOVERNMENT				STATE EQUALIZED TAX RATE	
Governing Body & Public Boards		1988 Property Taxes Collected	3,637,859.56	Local District School Taxes	.91
Municipal Clerk	13,850.00	1988 Payments in Lieu of Taxes	25,300.63	Regional & Consolidated School Tax	
Financial Administration	100,530.00	Delinquent Tax & Lien Collections	96,233.64	School Taxes in Municipal Budget	
Assessment of Taxes	26,142.00	Business Personalty Replacement Taxes	70,462.40	County Taxes	.35 *
Collection of Taxes	29,810.00	Taxes from Public Utilities	234,867.00	County Library Taxes	.01
Planning, Housing & Development	32,431.37	Other Miscellaneous Tax Revenues	39,716.37	Local Municipal Purpose Taxes	.56
Human Resources	1,200.00	Federal Aid Revenues		Veteran & Senior Citizen Taxes	
Elections	196,760.73	State and Local Fiscal Assistance Act Utilized		Total Taxes for Rate Computation	1.33
General Administration (other)		Sale of Acquired Property	322,790.77	Special District Taxes	
JUDICIARY		Other Miscellaneous Revenues	4,577,230.42	Bank Corp. Taxes	20,790.44
Municipal Courts	52,605.00	Total	4,577,230.42	Added and Omitted Taxes	24,625.93
PUBLIC SAFETY		Prior Years Surplus Appropriated	278,000.00	Total Taxes Levied - ABSTRACT	3,311,365.29
Fire Protection	45,443.00	REVENUES	4,855,230.42	Total Taxes Billed	3,791,328.13
Police Protection	682,952.86	Reserve For Uncollected Taxes	144,764.11	1988 TAXES COLLECTED	3,687,359.56
Civil Defense & Disaster Control	50.00	CAPITAL OUTLAY	TOTAL	1988 Taxes Cancelled, Abated or Adjusted	1,300.27
Environmental Inspection & Control	21,637.50		31,353.95	Transfer to Tax Title Liens or Foreclosed	5,583.11
Other Public Safety				Balance Outstanding Dec. 31, 1988	96,030.24
PUBLIC WORKS				PRIOR YEARS TAXES OUTSTANDING	
Streets and Drainage	266,266.00	Public Enterprises	30,280.93	Balance January 1, 1988	97,593.32
Sewers and Sewage Processing		Recreation—Culture	195.10	Collected in 1988	91,604.57
Garbage and Trash Disposal	200,270.87	Public Works	50,730.49	Cancelled, Abated or Adjusted 1988	170.41
Public Buildings and Grounds	40,320.00	Buildings and Grounds	147.33	Transfers to Tax Title Liens or Foreclosed	
Other Public Works		Library and Education		Balance December 31, 1988	5,313.34
HEALTH and WELFARE		Conservation		TAX TITLE LIENS OUTSTANDING	
Health Services Except Environmental		All Other		Balance January 1, 1988	22,273.04
Welfare-Public Assistance	9,600.00	CAPITAL DEBT AUTHORIZED, DECEMBER 31, 1988		Transfer From Taxes	5,583.11
Hospitals, Clinics, First Aid		ISSUED AND UNISSUED	GROSS DEBT	Redeemed in 1988	4,629.07
Animal, Insect, & Rodent Control		School		Cancelled, Abated or Adjusted (1988)	
Other Welfare Services		Self-liquidating	14,250	Transfers to Foreclosed Property	
RECREATION and CONSERVATION		Other	303,983	Balance December 31, 1988	24,232.03
Beaches and Boardwalks	4,700.00	Total	318,233	PROPERTY ACQUIRED BY DEED OR FORECLOSURE	
Parks, Playgrounds, Shade Trees	25,875.00	ISSUED AND OUTSTANDING		Balance January 1, 1988	53,213.00
Land Reclamation & Conservation	3,100.00	School		Transfers From Taxes or Liens	
Other Recreational Services		Self-liquidating		Sale for Cash (1988)	
EDUCATION (excluding schools)		Other	54,000.00	Cancelled, Abated or Adjusted (1988)	
Libraries	11,730.00	Total	54,000.00	Balance December 31, 1988	53,213.00
Other Educational Services		EQUALIZED VALUATION BASIS		CURRENT FINANCES DECEMBER 31, 1988	
STATUTORY EXPENDITURES		FOR NET DEBT COMPUTATION	165,885,490	ASSETS	
Pensions & F. I. C. A.	146,251.72	REAL PROPERTY VALUATIONS		Cash Dec. 31, 1988	1,555,029.05
Employee Fringe Benefits	111,950.00	Code	Class	Taxes Receivable	101,393.53
Other Statutory Expenditures		# of Parcels	% VAL'N	Tax Title Liens	24,232.03
CETA And Other Public Employment Programs		1 Vacant Land	83 2.22	Foreclosed Property	53,213.00
MUNICIPAL FUNCTIONS		2 Residential	1305 63.07	Emergencies & Other Deferred Charges	81,332.67
CAPITAL IMPROVEMENTS	* MEMO *	3 Farm		State and Federal Aid Receivable	6,039.36
DEBT SERVICE		4a Commercial	103 19.30	Other Receivables	39,212.78
Principal Payments	51,500.00	4b Industrial	10 3.03	Total	1,911,458.02
Interest Payments	3,449.37	4c Apartments	9 11.33	LIABILITIES, RESERVES, AND SURPLUS	
		Total	1515	Cash Liabilities	1,023,263.56
DEFERRED CHARGES		Land Area	.90 Sq. Miles	Reserves for Receivables	268,556.44
SCHOOL, COUNTY, SPECIAL DISTRICT TAXES	18,891.14	Net Valuation Taxable-Municipal	103,041,633	Surplus Dec. 31, 1988	614,633.02
SCHOOL, COUNTY, SPECIAL DISTRICT TAXES	2,622,503.50	Net Valuation Taxable-County	170,385,602	Total	1,911,453.02
RESERVE FOR UNCOLLECTED TAXES	144,764.11	State Equalized Valuation	204,638,606		
EXPENDITURES	TOTAL	State Equalization Ratio	50.26		
	4,864,599.67				

1428
 Population 1980 3,557
 Population 1988 3,384
 S & P Rating 883+
 Moody Rating

General Tax Rate Per \$100. 6.42
 State Equalized Tax Rate 1.83

NETCONG BOROUGH - MORRIS COUNTY
Form of Government:
Borough Council
Number of Members on Governing Body - 6

PER CAPITA:
 Gross Debt 793.51
 Net Debt 281.14
 Debt Service 50.59
 Total Tax Levy 871.17
 Municipal Expenditures 398.07

PER CENT:
 Gross Debt 2.06
 Net Debt .73
 Tax Levy Collected 96.46
 Tax Levy Cancelled, Abated or Adjusted

EXPENDITURES		REVENUES-REALIZED		1988 PROPERTY TAX	
GENERAL GOVERNMENT				STATE EQUALIZED TAX RATE	
Governing Body & Public Boards		1988 Property Taxes Collected	2,836,471.58	Local District School Taxes	.75 1,200,193.75
Municipal Clerk		1988 Payments in Lieu of Taxes		Regional & Consolidated School Tax	.42 667,462.27
Financial Administration	23,275.00	Delinquent Tax & Lien Collections	96,499.30	School Taxes in Municipal Budget	
Assessment of Taxes	3,190.00	Business Personalty Replacement Taxes	51,878.12	County Taxes	.23 * 367,766.08
Collection of Taxes	14,022.00	Taxes from Public Utilities	239,300.00	County Library Taxes	.01 8,626.07
Planning, Housing & Development	14,602.00	Other Miscellaneous Tax Revenues		Local Municipal Purpose Taxes	.43 682,429.41
Human Resources	33,424.89	State Aid Revenues	33,246.13	Veteran & Senior Citizen Taxes	
Elections		Federal Aid Revenues		Total Taxes for Rate Computation	1.84 2,963,677.58
General Administration (other)	192,370.47	State and Local Fiscal Assistance Act Utilized	216.00	Special District Taxes	
JUDICIARY		Sale of Acquired Property		Bank Corp. Taxes	8,007.68
Municipal Courts	26,054.50	Other Miscellaneous Revenues	143,015.85	Added and Omitted Taxes	13,554.78
PUBLIC SAFETY		Total	3,450,626.98	Total Taxes Levied - ABSTRACT	2,948,040.04
Fire Protection	14,634.03	Prior Years Surplus Appropriated	144,480.00	Total Taxes Billed	2,940,671.93
Police Protection	236,022.29	REVENUES TOTAL	3,595,106.98	1988 TAXES COLLECTED	2,836,471.58
Civil Defense & Disaster Control	433.00	Reserve For Uncollected Taxes	150,000.00	1988 Taxes Cancelled, Abated or Adjusted	.03
Environmental Inspection & Control	23,760.00			Transfer to Tax Title Liens or Foreclosed	
Other Public Safety				Balance Outstanding Dec. 31, 1988	104,200.32
PUBLIC WORKS		CAPITAL OUTLAY TOTAL	258,324.42	PRIOR YEARS TAXES OUTSTANDING	
Streets and Drainage	71,911.00	Public Enterprises	61,579.58	Balance January 1, 1988	85,629.17
Sewers and Sewage Processing		Recreation—Culture		Collected in 1988	85,619.79
Garbage and Trash Disposal	232,273.00	Public Works	199,744.84	Cancelled, Abated or Adjusted 1988	.08
Public Buildings and Grounds	6,847.00	Buildings and Grounds		Transfers to Tax Title Liens or Foreclosed	
Other Public Works	5,200.00	Library and Education		Balance December 31, 1988	9.30
HEALTH and WELFARE		Conservation		TAX TITLE LIENS OUTSTANDING	
Health Services Except Environmental	14,009.41	All Other		Balance January 1, 1988	10,879.51
Welfare-Public Assistance	6,100.00			Transfer From Taxes	
Hospitals, Clinics, First Aid		CAPITAL DEBT AUTHORIZED, DECEMBER 31, 1988		Redeemed in 1988	10,879.51
Animal, Insect, & Rodent Control	2,200.00	ISSUED AND UNISSUED		Cancelled, Abated or Adjusted (1988)	
Other Welfare Services		GROSS DEBT		Transfers to Foreclosed Property	
RECREATION and CONSERVATION		School	637,505	Balance December 31, 1988	
Beaches and Boardwalks		Self-liquidating	1,046,363	PROPERTY ACQUIRED BY DEED OR FORECLOSURE	
Parks, Playgrounds, Shade Trees		Other	951,375	Balance January 1, 1988	700.00
Land Reclamation & Conservation		Total	2,685,244	Transfers From Taxes or Liens	
Other Recreational Services	14,050.00	ISSUED AND OUTSTANDING		Sale for Cash (1988)	
EDUCATION (excluding schools)		School	637,505.62	Cancelled, Abated or Adjusted (1988)	
Libraries		Self-Liquidating	1,046,363.43	Balance December 31, 1988	700.00
Other Educational Services		Other	905,475.00	CURRENT FINANCES DECEMBER 31, 1988	
STATUTORY EXPENDITURES		Total	2,639,344.05	ASSETS	
Pensions & F. I. C. A.	42,026.00	EQUALIZED VALUATION BASIS		Cash Dec. 31, 1988	621,403.81
Employee Fringe Benefits	29,719.00	FOR NET DEBT COMPUTATION	130,448,288	Taxes Receivable	104,209.62
Other Statutory Expenditures	100.00	REAL PROPERTY VALUATIONS		Tax Title Liens	
CETA And Other Public Employment Programs		Code Class # of Parcels % VAL'N		Foreclosed Property	700.00
MUNICIPAL FUNCTIONS TOTAL	1,011,193.64	1 Vacant Land 64 2.04	890,400.00	Emergencies & Other Deferred Charges	55,166.84
CAPITAL IMPROVEMENTS *MEMO*	5,000.00	2 Residential 771 65.92	28,803,740.00	State and Federal Aid Receivable	
DEBT SERVICE		3 Farm		Other Receivables	12,446.22
Principal Payments	106,000.00	4a Commercial 74 13.08	5,715,300.00	Total	793,926.49
Interest Payments	65,205.90	4b Industrial 9 5.20	2,271,800.00	LIABILITIES, RESERVES, AND SURPLUS	
		4c Apartments 2 13.76	6,014,400.00	Cash Liabilities	336,033.47
		Total 920	43,695,640.00	Reserves for Receivables	117,355.84
DEFERRED CHARGES	14,671.51	Land Area .90 Sq. Miles		Surplus Dec. 31, 1988	340,537.18
SCHOOL, COUNTY, SPECIAL DISTRICT TAXES	2,244,043.17	Net Valuation Taxable-Municipal	45,593,725	Total	793,926.49
RESERVE FOR UNCOLLECTED TAXES	150,000.00	Net Valuation Taxable-County	158,311,689		
EXPENDITURES TOTAL	3,591,119.22	State Equalized Valuation	155,593,618		
		State Equalization Ratio	28.43		

General Tax Rate Per \$100.	4.65
State Equalized Tax Rate	2.22

Form of Government:
Mayor-Council Plan E (OMCL 50)
Number of Members on Governing Body – 5

PER CAPITA:		PER CENT:	
Gross Debt	2,153.23	Gross Debt	3.13
Net Debt	459.94	Net Debt	1.74
Debt Service	44.81	Tax Levy Collected	95.19
Total Tax Levy	767.68	Tax Levy Cancelled, Abated or Adjusted	.57
Municipal Expenditures	373.20		

1987/3000

▽

* ABOVE DEBT SERVICE INCLUDES TYPE I SCHOOL DEBT

411

Population 1980 14,253
 Population 1988 15,591
 S & P Rating
 Moody Rating

General Tax Rate Per \$100.

1.80

State Equalized Tax Rate

1.59

NEW HANOVER TWP. - BURLINGTON CO.**Form of Government:****Township Committee****Number of Members on Governing Body - 3****PER CAPITA:**

Gross Debt 18.26
 Net Debt
 Debt Service
 Total Tax Levy 30.90
 Municipal Expenditures 68.68

PER CENT:

Gross Debt 1.37
 Net Debt
 Tax Levy Collected 92.48
 Tax Levy Cancelled, Abated or Adjusted

EXPENDITURES		REVENUES-REALIZED		1988 PROPERTY TAX	
GENERAL GOVERNMENT				STATE EQUALIZED TAX RATE →	
Governing Body & Public Boards		1988 Property Taxes Collected	444,105.00	Local District School Taxes	
Municipal Clerk		1988 Payments in Lieu of Taxes		Regional & Consolidated School Tax 1.04	299,137.76
Financial Administration	47,200.00	Delinquent Tax & Lien Collections	33,536.00	School Taxes in Municipal Budget	
Assessment of Taxes	19,500.00	Business Personalty Replacement Taxes	3,831.00	County Taxes	.41 116,593.77
Collection of Taxes	11,350.00	Taxes from Public Utilities	305,530.00	County Library Taxes	.03 7,615.08
Planning, Housing & Development	34,200.00	Other Miscellaneous Tax Revenues		Local Municipal Purpose Taxes	.12 33,300.00
Human Resources		State Aid Revenues	142,629.00	Veteran & Senior Citizen Taxes	4,500.00
Elections		Federal Aid Revenues		Total Taxes for Rate Computation 1.60	461,146.61
General Administration (other)	143,500.00	State and Local Fiscal Assistance Act Utilized	1,361.00	Special District Taxes	
JUDICIARY		Sale of Acquired Property		Bank Corp. Taxes	1,126.00
Municipal Courts	79,735.00	Other Miscellaneous Revenues	172,856.00	Added and Omitted Taxes	23,984.00
PUBLIC SAFETY		Total	1,103,848.00	Total Taxes Levied - ABSTRACT	481,756.61
Fire Protection	56,355.00	Prior Years Surplus Appropriated	570,000.00	Total Taxes Billed	480,209.00
Police Protection	111,351.00	REVENUES TOTAL	1,673,848.00	1988 TAXES COLLECTED	444,105.00
Civil Defense & Disaster Control	2,500.00	Reserve For Uncollected Taxes	70,245.00	1988 Taxes Cancelled, Abated or Adjusted	
Environmental Inspection & Control	22,500.00			Transfer to Tax Title Liens or Foreclosed	157.00
Other Public Safety				Balance Outstanding Dec. 31, 1988	35,947.00
PUBLIC WORKS		CAPITAL OUTLAY TOTAL		PRIOR YEARS TAXES OUTSTANDING	
Streets and Drainage	163,458.00	Public Enterprises		Balance January 1, 1988	41,479.00
Sewers and Sewage Processing	91,316.00	Recreation—Culture		Collected in 1988	32,475.00
Garbage and Trash Disposal		Public Works		Cancelled, Abated or Adjusted 1988	
Public Buildings and Grounds	47,500.00	Buildings and Grounds		Transfers to Tax Title Liens or Foreclosed	
Other Public Works		Library and Education		Balance December 31, 1988	9,004.00
HEALTH and WELFARE		Conservation		TAX TITLE LIENS OUTSTANDING	
Health Services Except Environmental	1,900.00	All Other		Balance January 1, 1988	4,243.00
Welfare-Public Assistance	3,200.00			Transfer From Taxes	157.00
Hospitals, Clinics, First Aid		CAPITAL DEBT AUTHORIZED, DECEMBER 31, 1988		Redeemed in 1988	1,061.00
Animal, Insect, & Rodent Control	3,200.00	ISSUED AND UNISSUED		Cancelled, Abated or Adjusted (1988)	
Other Welfare Services		School	234,618	Transfers to Foreclosed Property	
RECREATION and CONSERVATION		Self-liquidating		Balance December 31, 1988	3,339.00
Beaches and Boardwalks		Other		PROPERTY ACQUIRED BY DEED OR FORECLOSURE	
Parks, Playgrounds, Shade Trees	10,200.00	Total	234,618	Balance January 1, 1988	
Land Reclamation & Conservation	16,500.00	ISSUED AND OUTSTANDING		Transfers From Taxes or Liens	
Other Recreational Services	23,100.00	School	234,618.63	Sale for Cash (1988)	
EDUCATION (excluding schools)		Self-liquidating		Cancelled, Abated or Adjusted (1988)	
Libraries		Other		Balance December 31, 1988	
Other Educational Services	20,000.00	Total	234,618.63	CURRENT FINANCES DECEMBER 31, 1988	
STATUTORY EXPENDITURES		EQUALIZED VALUATION BASIS		ASSETS	
Pensions & F. I. C. A.	50,000.00	FOR NET DEBT COMPUTATION	20,748,115	Cash Dec. 31, 1988	1,111,990.00
Employee Fringe Benefits	16,000.00	REAL PROPERTY VALUATIONS		Taxes Receivable	44,951.00
Other Statutory Expenditures	6,000.00	Code Class # of Parcels % VAL'N		Tax Title Liens	3,339.00
CETA And Other Public Employment Programs		1 Vacant Land 34 4.15	931,500.00	Foreclosed Property	
MUNICIPAL FUNCTIONS TOTAL	1,000,575.00	2 Residential 153 59.31	13,321,150.00	Emergencies & Other Deferred Charges	
CAPITAL IMPROVEMENTS *MEMO*		3 Farm 48 7.26	1,631,850.00	State and Federal Aid Receivable	
DEBT SERVICE		4a Commercial 28 29.00	6,513,900.00	Other Receivables	7,832.00
Principal Payments		4b Industrial 1 .28	63,500.00	Total	1,168,112.00
Interest Payments		4c Apartments		LIABILITIES, RESERVES, AND SURPLUS	
DEFERRED CHARGES		Total 264	22,461,900.00	Cash Liabilities	570,996.00
SCHOOL, COUNTY, SPECIAL DISTRICT TAXES	423,346.61	Land Area 21.85 Sq. Miles		Reserves for Receivables	56,122.00
RESERVE FOR UNCOLLECTED TAXES	70,245.00	Net Valuation Taxable-Municipal	25,387,685	Surplus Dec. 31, 1988	540,994.00
EXPENDITURES TOTAL	1,494,156.61	Net Valuation Taxable-County	22,758,328	Total	1,168,112.00
		State Equalized Valuation	28,387,018		
		State Equalization Ratio	88.22		

0238

Population 1980 16,876
 Population 1988 15,935
 S & P Rating
 Moody Rating A1

General Tax Rate Per \$100.

1.54

State Equalized Tax Rate

1.64

NEW MILFORD BOROUGH — BERGEN CO.

Form of Government:

Borough Council

Number of Members on Governing Body — 6

PER CAPITA:

Gross Debt 277.38
 Net Debt 238.47
 Debt Service 24.87
 Total Tax Levy 920.45
 Municipal Expenditures 444.34

PER CENT:

Gross Debt .57
 Net Debt .49
 Tax Levy Collected 98.07
 Tax Levy Cancelled, Abated
 or Adjusted

EXPENDITURES		REVENUES-REALIZED		1988 PROPERTY TAX	
GENERAL GOVERNMENT		1988 Property Taxes Collected		STATE EQUALIZED TAX RATE	
Governing Body & Public Boards	100.00	14,419,059.23		Local District School Taxes 1.01	
Municipal Clerk		193,947.07		Regional & Consolidated School Tax	
Financial Administration	42,418.04	73,146.42		School Taxes in Municipal Budget	
Assessment of Taxes	58,030.36	1,219,173.00		County Taxes .21	
Collection of Taxes	81,328.70	482,478.45		County Library Taxes	
Planning, Housing & Development	28,523.62	603,136.79		Local Municipal Purpose Taxes .41	
Human Resources		320,000.00		Veteran & Senior Citizen Taxes	
Elections		17,310,940.96		Total Taxes for Rate Computation 1.63	
General Administration (other)	891,611.76	231,523.22		Special District Taxes	
JUDICIARY		1,271,427.14		Bank Corp. Taxes	
Municipal Courts	76,356.89	Total		Added and Omitted Taxes	
PUBLIC SAFETY		TOTAL		Total Taxes Levied - ABSTRACT	
Fire Protection	201,232.39	Prior Years Surplus Appropriated		Total Taxes Billed	
Police Protection	1,825,736.04	REVENUES		1988 TAXES COLLECTED	
Civil Defense & Disaster Control	10,872.73	Reserve For Uncollected Taxes		1988 Taxes Cancelled, Abated or Adjusted	
Environmental Inspection & Control	33,373.55	CAPITAL OUTLAY		Transfer to Tax Title Liens or Foreclosed	
Other Public Safety		TOTAL		Balance Outstanding Dec. 31, 1988	
PUBLIC WORKS		Public Enterprises		PRIOR YEARS TAXES OUTSTANDING	
Streets and Drainage	510,037.47	Recreation—Culture		Balance January 1, 1988	
Sewers and Sewage Processing	136,853.60	Public Works		Collected in 1988	
Garbage and Trash Disposal	1,065,852.00	Buildings and Grounds		Cancelled, Abated or Adjusted 1988	
Public Buildings and Grounds	123,448.81	Library and Education		Transfers to Tax Title Liens or Foreclosed	
Other Public Works		Conservation		Balance December 31, 1988	
HEALTH and WELFARE		All Other		TAX TITLE LIENS OUTSTANDING	
Health Services Except Environmental	63,344.34	CAPITAL DEBT AUTHORIZED, DECEMBER 31, 1988		Balance January 1, 1988	
Welfare-Public Assistance	21,250.00	ISSUED AND UNISSUED		Transfer From Taxes	
Hospitals, Clinics, First Aid	100.00	GROSS DEBT		Redeemed in 1988	
Animal, Insect, & Rodent Control	4,037.08	NET DEBT		Cancelled, Abated or Adjusted (1988)	
Other Welfare Services		SCHOOL		Transfers to Foreclosed Property	
RECREATION and CONSERVATION		Self-liquidating		Balance December 31, 1988	
Beaches and Boardwalks		Other		PROPERTY ACQUIRED BY DEED OR	
Parks, Playgrounds, Shade Trees	6,166.06	Total		FORECLOSURE	
Land Reclamation & Conservation		ISSUED AND OUTSTANDING		Balance January 1, 1988	
Other Recreational Services	114,037.66	SCHOOL		Transfers From Taxes or Liens	
EDUCATION (excluding schools)		Self-liquidating		Sale for Cash (1988)	
Libraries	264,953.00	Other		Cancelled, Abated or Adjusted (1988)	
Other Educational Services		Total		Balance December 31, 1988	
STATUTORY EXPENDITURES		EQUALIZED VALUATION BASIS		CURRENT FINANCES DECEMBER 31, 1988	
Pensions & F. I. C. A.	378,969.58	FOR NET DEBT COMPUTATION		ASSETS	
Employee Fringe Benefits	420,936.00	REAL PROPERTY VALUATIONS		Cash Dec. 31, 1988	
Other Statutory Expenditures		Code Class # of Parcels % VAL'N		Taxes Receivable	
CETA And Other Public Employment Programs		1 Vacant Land 115 .76		Tax Title Liens	
MUNICIPAL FUNCTIONS		2 Residential 4109 37.46		Foreclosed Property	
CAPITAL IMPROVEMENTS	10,000.00	3 Farm 1 .05		Emergencies & Other Deferred Charges	
DEBT SERVICE		4a Commercial 67 5.09		State and Federal Aid Receivable	
Principal Payments	150,000.00	4b Industrial 4 .23		Other Receivables	
Interest Payments	245,300.00	4c Apartments 15 6.41		Total	
DEFERRED CHARGES		Total 4311		LIABILITIES, RESERVES, AND SURPLUS	
SCHOOL, COUNTY, SPECIAL DISTRICT TAXES	87,992.87	Land Area 2.20 Sq. Miles		Cash Liabilities	
RESERVE FOR UNCOLLECTED TAXES	231,523.22	Net Valuation Taxable-Municipal		Reserves for Receivables	
EXPENDITURES		Net Valuation Taxable-County		Surplus Dec. 31, 1988	
TOTAL	17,983,829.64	State Equalized Valuation		Total	
		State Equalization Ratio			

2011
 Population 1980 12,426
 Population 1988 12,065
 S & P Rating
 Moody Rating AA
 General Tax Rate Per \$100. 2.58
 State Equalized Tax Rate 1.77

NEW PROVIDENCE BOROUGH - UNION CO.
Form of Government:
Borough Council
Number of Members on Governing Body - 6

PER CAPITA:
 Gross Debt 602.03
 Net Debt 519.15
 Debt Service 48.64
 Total Tax Levy 1,537.06
 Municipal Expenditures 629.34
 PER CENT:
 Gross Debt .82
 Net Debt .71
 Tax Levy Collected 99.49
 Tax Levy Cancelled, Abated or Adjusted .03

EXPENDITURES		REVENUES-REALIZED		1988 PROPERTY TAX	
GENERAL GOVERNMENT				STATE EQUALIZED TAX RATE .91	
Governing Body & Public Boards		1988 Property Taxes Collected	18,468,030.53	Local District School Taxes	9,453,638.00
Municipal Clerk	82,734.09	1988 Payments in Lieu of Taxes		Regional & Consolidated School Tax	
Financial Administration	69,570.00	Delinquent Tax & Lien Collections	131,556.03	School Taxes in Municipal Budget	
Assessment of Taxes	30,490.00	Business Personalty Replacement Taxes	215,949.00	County Taxes	3,893,250.13
Collection of Taxes	23,130.00	Taxes from Public Utilities	1,021,034.00	County Library Taxes	
Planning, Housing & Development	13,078.86	Other Miscellaneous Tax Revenues		Local Municipal Purpose Taxes	5,077,862.16
Human Resources	610,412.29	State Aid Revenues	136,503.78	Veteran & Senior Citizen Taxes	82,200.00
Elections		Federal Aid Revenues		Total Taxes for Rate Computation	18,506,950.29
General Administration (other)	64,123.17	State and Local Fiscal Assistance Act Utilized	627.00	Special District Taxes	
JUDICIARY		Sale of Acquired Property		Bank Corp. Taxes	29,478.37
Municipal Courts		Other Miscellaneous Revenues	621,280.34	Added and Omitted Taxes	90,402.27
PUBLIC SAFETY		Total	20,645,030.63	Total Taxes Levied - ABSTRACT	18,544,630.93
Fire Protection	139,757.20	Prior Years Surplus Appropriated	730,000.00	Total Taxes Billed	18,563,296.44
Police Protection	1,102,536.09	REVENUES TOTAL	21,375,030.68	1988 TAXES COLLECTED	18,468,030.53
Civil Defense & Disaster Control	4,000.00	Reserve For Uncollected Taxes	790,447.49	1988 Taxes Cancelled, Abated or Adjusted	5,993.34
Environmental Inspection & Control	47,855.00	CAPITAL OUTLAY TOTAL	580,507.44	Transfer to Tax Title Liens or Foreclosed	312.18
Other Public Safety				Balance Outstanding Dec. 31, 1988	88,960.39
PUBLIC WORKS				PRIOR YEARS TAXES OUTSTANDING	
Streets and Drainage	592,400.00	Public Enterprises		Balance January 1, 1988	94,820.90
Sewers and Sewage Processing	1,353,242.17	Recreation—Culture		Collected in 1988	94,661.05
Garbage and Trash Disposal	392,640.00	Public Works	142,966.44	Cancelled, Abated or Adjusted 1988	159.85
Public Buildings and Grounds	207,870.00	Buildings and Grounds	437,541.00	Transfers to Tax Title Liens or Foreclosed	
Other Public Works	131,000.00	Library and Education		Balance December 31, 1988	
HEALTH and WELFARE		Conservation		TAX TITLE LIENS OUTSTANDING	
Health Services Except Environmental	52,430.00	All Other		Balance January 1, 1988	42,378.79
Welfare-Public Assistance	5,100.00	CAPITAL DEBT AUTHORIZED, DECEMBER 31, 1988		Transfer From Taxes	312.18
Hospitals, Clinics, First Aid	500.00	ISSUED AND UNISSUED		Redeemed in 1988	36,894.98
Animal, Insect, & Rodent Control		School	1,000,000	Cancelled, Abated or Adjusted (1988)	
Other Welfare Services		Self-liquidating		Transfers to Foreclosed Property	
RECREATION and CONSERVATION		Other	6,263,525	Balance December 31, 1988	5,795.99
Beaches and Boardwalks		Total	7,263,525	PROPERTY ACQUIRED BY DEED OR FORECLOSURE	
Parks, Playgrounds, Shade Trees		ISSUED AND OUTSTANDING		Balance January 1, 1988	10,555.00
Land Reclamation & Conservation	105,230.00	School	1,000,000.00	Transfers From Taxes or Liens	
Other Recreational Services	150,900.00	Self-Liquidating		Sale for Cash (1988)	
EDUCATION (excluding schools)		Other	6,263,525.00	Cancelled, Abated or Adjusted (1988)	
Libraries	293,250.00	Total	7,263,525.00	Balance December 31, 1988	10,555.00
Other Educational Services		EQUALIZED VALUATION BASIS		CURRENT FINANCES DECEMBER 31, 1988	
STATUTORY EXPENDITURES		FOR NET DEBT COMPUTATION	337,006,305	ASSETS	
Pensions & F. I. C. A.	419,420.97	REAL PROPERTY VALUATIONS		Cash Dec. 31, 1988	1,803,190.80
Employee Fringe Benefits	219,251.00	Code Class # of Parcels % VAL'N		Taxes Receivable	88,960.39
Other Statutory Expenditures		1 Vacant Land 88 1.82	12,839,900.00	Tax Title Liens	5,795.99
CETA And Other Public Employment Programs		2 Residential 3511 72.83	513,874,700.00	Foreclosed Property	10,555.00
MUNICIPAL FUNCTIONS TOTAL	6,166,920.86	3 Farm 3 .06	412,200.00	Emergencies & Other Deferred Charges	12,755.52
CAPITAL IMPROVEMENTS *MEMO*	195,000.00	4a Commercial 105 11.81	83,353,800.00	State and Federal Aid Receivable	
DEBT SERVICE		4b Industrial 19 10.76	75,946,800.00	Other Receivables	30,467.70
Principal Payments	191,919.00	4c Apartments 13 2.71	19,117,700.00	Total	1,951,725.40
Interest Payments	394,926.36	Total 3739	705,545,100.00	LIABILITIES, RESERVES, AND SURPLUS	
DEFERRED CHARGES	43,770.00	Land Area 3.50 Sq. Miles		Cash Liabilities	612,219.03
SCHOOL, COUNTY, SPECIAL DISTRICT TAXES	13,346,338.13	Net Valuation Taxable-Municipal	716,003,650	Reserves for Receivables	135,779.08
RESERVE FOR UNCOLLECTED TAXES	790,447.49	Net Valuation Taxable-County	925,482,683	Surplus Dec. 31, 1988	1,203,727.29
EXPENDITURES TOTAL	20,939,871.84	State Equalized Valuation	1,036,407,510	Total	1,951,725.40
		State Equalization Ratio	68.77		

0714

Population 1980 329,248
 Population 1988 313,639
 S & P Rating BBB
 Moody Rating BAA1

General Tax Rate Per \$100. 14.46
 State Equalized Tax Rate 3.20

NEWARK CITY - ESSEX COUNTY

Form of Government:

Mayor-Council Plan C (OMCL 50)

Number of Members on Governing Body - 9

PER CAPITA
 Gross Debt 343.62
 Net Debt 221.33
 Debt Service 73.11
 Total Tax Levy 492.22
 Municipal Expenditures 1,075.53

PER CENT:
 Gross Debt 7.61
 Net Debt 2.00
 Tax Levy Collected 87.53
 Tax Levy Cancelled, Abated or Adjusted 2.05

EXPENDITURES		REVENUES-REALIZED		1988 PROPERTY TAX	
GENERAL GOVERNMENT				STATE EQUALIZED TAX RATE	
Governing Body & Public Boards	9,340,743.00	1988 Property Taxes Collected	134,437,934.62	Local District School Taxes	1.39 65,462,410.00
Municipal Clerk	3,350,154.00	1988 Payments in Lieu of Taxes	13,293,922.92	Regional & Consolidated School Tax	
Financial Administration	2,469,618.00	Delinquent Tax & Lien Collections	20,717,953.10	School Taxes in Municipal Budget	.01 664,149.00
Assessment of Taxes	844,475.00	Business Personalty Replacement Taxes	19,172,986.52	County Taxes	.02 29,030,983.40
Collection of Taxes	997,819.00	Taxes from Public Utilities	28,012,507.00	County Library Taxes	
Planning, Housing & Development	4,652,436.00	Other Miscellaneous Tax Revenues	35,372,146.71	Local Municipal Purpose Taxes	1.13 55,559,432.74
Human Resources	6,660,528.33	State Aid Revenues	56,031,859.57	Veteran & Senior Citizen Taxes	364,530.00
Elections	65,000.00	Federal Aid Revenues	8,603,806.00	Total Taxes for Rate Computation	3.20 151,587,555.14
General Administration (other)	33,564,457.50	State and Local Fiscal Assistance Act Utilized	4,837,272.26	Special District Taxes	
JUDICIARY		Sale of Acquired Property	79,655,157.23	Bank Corp. Taxes	786,337.37
Municipal Courts	2,996,648.00	Other Miscellaneous Revenues	400,135,545.93	Added and Omitted Taxes	2,870,401.13
PUBLIC SAFETY		Total	31,000,000.00	Total Taxes Levied - ABSTRACT	154,379,813.64
Fire Protection	31,726,073.00	Prior Years Surplus Appropriated	431,185,545.93	Total Taxes Billed	153,593,426.27
Police Protection	48,579,801.00	REVENUES TOTAL	19,592,000.00	1988 TAXES COLLECTED	134,437,934.62
Civil Defense & Disaster Control	271,728.00	Reserve For Uncollected Taxes	29,616,375.73	1988 Taxes Cancelled, Abated or Adjusted	4,067,610.17
Environmental Inspection & Control		CAPITAL OUTLAY TOTAL		Transfer to Tax Title Liens or Foreclosed	
Other Public Safety				Balance Outstanding Dec. 31, 1988	15,087,381.48
PUBLIC WORKS				PRIOR YEARS TAXES OUTSTANDING	
Streets and Drainage	10,010,266.00	Public Enterprises	19,458,006.40	Balance January 1, 1988	23,662,271.94
Sewers and Sewage Processing	47,435,510.00	Recreation—Culture	2,392,583.45	Collected in 1988	11,647,520.57
Garbage and Trash Disposal	34,006.00	Public Works	2,358,264.11	Cancelled, Abated or Adjusted 1988	110,455.86
Public Buildings and Grounds	12,300,003.00	Buildings and Grounds	5,333,851.39	Transfers to Tax Title Liens or Foreclosed	
Other Public Works	3,706,605.00	Library and Education	73,670.38	Balance December 31, 1988	11,904,295.51
HEALTH and WELFARE		Conservation		TAX TITLE LIENS OUTSTANDING	
Health Services Except Environmental	8,057,770.00	All Other		Balance January 1, 1988	14,296,532.47
Welfare-Public Assistance	10,006,778.00	CAPITAL DEBT AUTHORIZED, DECEMBER 31, 1988		Transfer From Taxes	
Hospitals, Clinics, First Aid		ISSUED AND UNISSUED		Redeemed in 1988	9,070,432.53
Animal, Insect, & Rodent Control	150,141.00	GROSS DEBT		Cancelled, Abated or Adjusted (1988)	
Other Welfare Services	1,936,328.00	School	125,332,469	Transfers to Foreclosed Property	2,530,958.63
RECREATION and CONSERVATION		Self-liquidating	47,149,500	Balance December 31, 1988	2,695,141.31
Beaches and Boardwalks		Other	92,060,421	PROPERTY ACQUIRED BY DEED OR	
Parks, Playgrounds, Shade Trees	771,190.00	Total	264,592,390	FORECLOSURE	
Land Reclamation & Conservation	112,111.49	ISSUED AND OUTSTANDING		Balance January 1, 1988	90,267,181.72
Other Recreational Services	1,852,202.00	School	85,332,000.00	Transfers From Taxes or Liens	
EDUCATION (excluding schools)		Self-Liquidating	23,126,000.00	Sale for Cash (1988)	
Libraries	7,548,035.00	Other	66,416,013.81	Cancelled, Abated or Adjusted (1988)	2,530,958.63
Other Educational Services	11,727,100.94	Total	174,924,013.81	Balance December 31, 1988	37,736,223.09
STATUTORY EXPENDITURES		EQUALIZED VALUATION BASIS		CURRENT FINANCES DECEMBER 31, 1988	
Pensions & F. I. C. A.	26,281,000.00	FOR NET DEBT COMPUTATION	3,473,798,056	ASSETS	
Employee Fringe Benefits		REAL PROPERTY VALUATIONS		Cash Dec. 31, 1988	62,249,070.39
Other Statutory Expenditures	200,000.00	Code Class # of Parcels % VAL'N		Taxes Receivable	26,992,176.99
CETA And Other Public Employment Programs		1 Vacant Land 3442 2.69	26,229,300.00	Tax Title Liens	2,695,141.31
MUNICIPAL FUNCTIONS TOTAL	287,648,667.26	2 Residential 25780 30.78	300,323,200.00	Foreclosed Property	87,736,223.09
CAPITAL IMPROVEMENTS *MEMO*	900,000.00	3 Farm		Emergencies & Other Deferred Charges	187,399.37
DEBT SERVICE		4a Commercial 4826 38.92	379,732,900.00	State and Federal Aid Receivable	
Principal Payments	11,584,542.37	4b Industrial 1197 18.75	182,966,300.00	Other Receivables	28,122,926.86
Interest Payments	11,345,429.89	4c Apartments 1412 8.86	86,420,600.00	Total	207,983,438.51
TYPE I SCHL DEBT *MEMO	14,577,262.39	Total 36657	975,672,300.00	LIABILITIES, RESERVES, AND SURPLUS	
DEFERRED CHARGES	7,171,430.37	Land Area 24.14 Sq. Miles		Cash Liabilities	29,675,517.52
SCHOOL, COUNTY, SPECIAL DISTRICT TAXES	95,163,542.40	Net Valuation Taxable-Municipal	1,042,405,300	Reserves for Receivables	145,546,468.25
RESERVE FOR UNCOLLECTED TAXES	19,592,000.00	Net Valuation Taxable-County	3,908,498,115	Surplus Dec. 31, 1988	32,761,452.74
EXPENDITURES TOTAL	432,506,612.29	State Equalized Valuation	4,470,544,695	Total	207,983,438.51
		State Equalization Ratio	22.16		

0313
 Population 1980 1,553
 Population 1988 1,559
 S & P Rating
 Moody Rating

General Tax Rate Per \$100. 3.71
 State Equalized Tax Rate 2.48

NEWFIELD BOROUGH - GLOUCESTER CO.
Form of Government:
Borough Council
Number of Members on Governing Body - 6

PER CAPITA:
 Grass Debt 72.24
 Net Debt 69.98
 Debt Service 28.40
 Total Tax Levy 689.87
 Municipal Expenditures 401.23
 PER CENT:
 Grass Debt .29
 Net Debt .29
 Tax Levy Collected 95.49
 Tax Levy Cancelled, Abated or Adjusted .17

EXPENDITURES		REVENUES-REALIZED		1988 PROPERTY TAX	
GENERAL GOVERNMENT				STATE EQUALIZED TAX RATE	
Governing Body & Public Boards	7,300.00	1988 Property Taxes Collected		Local District School Taxes	1.07
Municipal Clerk		1988 Payments in Lieu of Taxes		Regional & Consolidated School Tax	
Financial Administration	15,500.00	Delinquent Tax & Lien Collections		School Taxes in Municipal Budget	
Assessment of Taxes	12,000.01	Business Personalty Replacement Taxes		County Taxes	.73
Collection of Taxes	14,900.00	Taxes from Public Utilities		County Library Taxes	.02
Planning, Housing & Development	5,250.00	Other Miscellaneous Tax Revenues		Local Municipal Purpose Taxes	.66
Human Resources		State Aid Revenues		Veteran & Senior Citizen Taxes	
Elections	750.00	Federal Aid Revenues		Total Taxes for Rate Computation	2.48
General Administration (other)	76,601.53	State and Local Fiscal Assistance Act Utilized		Special District Taxes	
JUDICIARY		Sale of Acquired Property		Bank Corp. Taxes	13,230.29
Municipal Courts	9,800.00	Other Miscellaneous Revenues		Added and Omitted Taxes	18,384.01
PUBLIC SAFETY		Total		Total Taxes Levied - ABSTRACT	1,082,400.49
Fire Protection	14,599.00	Prior Years Surplus Appropriated		Total Taxes Billed	1,071,312.21
Police Protection	110,059.36	REVENUES TOTAL		1988 TAXES COLLECTED	1,023,031.40
Civil Defense & Disaster Control		Reserve For Uncollected Taxes		1988 Taxes Cancelled, Abated or Adjusted	1,873.55
Environmental Inspection & Control	10,300.00	CAPITAL OUTLAY TOTAL		Transfer to Tax Title Liens or Foreclosed	1,420.93
Other Public Safety				Balance Outstanding Dec. 31, 1988	44,986.33
PUBLIC WORKS				PRIOR YEARS TAXES OUTSTANDING	
Streets and Drainage	29,400.00	Public Enterprises		Balance January 1, 1988	57,126.76
Sewers and Sewage Processing		Recreation—Culture		Collected in 1988	57,119.87
Garbage and Trash Disposal	71,500.00	Public Works		Cancelled, Abated or Adjusted 1988	6.89
Public Buildings and Grounds	50,542.40	Buildings and Grounds		Transfers to Tax Title Liens or Foreclosed	
Other Public Works		Library and Education		Balance December 31, 1988	
HEALTH and WELFARE		Conservation		TAX TITLE LIENS OUTSTANDING	
Health Services Except Environmental	1,350.00	All Other		Balance January 1, 1988	7,323.42
Welfare-Public Assistance	100.00	CAPITAL DEBT AUTHORIZED, DECEMBER 31, 1988		Transfer From Taxes	1,420.93
Hospitals, Clinics, First Aid		ISSUED AND UNISSUED GROSS DEBT NET DEBT		Redeemed in 1988	4,239.84
Animal, Insect, & Rodent Control	650.00	School		Cancelled, Abated or Adjusted (1988)	
Other Welfare Services		Self-Liquidating		Transfers to Foreclosed Property	
RECREATION and CONSERVATION		Other		Balance December 31, 1988	4,504.51
Beaches and Boardwalks		Total		PROPERTY ACQUIRED BY DEED OR FORECLOSURE	
Parks, Playgrounds, Shade Trees	1,000.00	ISSUED AND OUTSTANDING		Balance January 1, 1988	
Land Reclamation & Conservation		School		Transfers From Taxes or Liens	
Other Recreational Services	1,200.00	Self-Liquidating		Sale for Cash (1988)	
EDUCATION (excluding schools)		Other		Cancelled, Abated or Adjusted (1988)	
Libraries	11,000.00	Total		Balance December 31, 1988	
Other Educational Services		EQUALIZED VALUATION BASIS		CURRENT FINANCES DECEMBER 31, 1988	
STATUTORY EXPENDITURES		FOR NET DEBT COMPUTATION		ASSETS	
Pensions & F. I. C. A.	23,546.03	REAL PROPERTY VALUATIONS		Cash Dec. 31, 1988	476,536.15
Employee Fringe Benefits	11,000.00	Code Class # of Parcels % VAL'N		Taxes Receivable	44,986.33
Other Statutory Expenditures	2,500.00	ASSESSED VALUATION		Tax Title Liens	4,504.51
CETA And Other Public Employment Programs		1 Vacant Land 103 3.41		Foreclosed Property	
MUNICIPAL FUNCTIONS TOTAL	480,358.43	2 Residential 475 67.31		Emergencies & Other Deferred Charges	
CAPITAL IMPROVEMENTS *MEMO*	4,000.00	3 Farm 33 3.13		State and Federal Aid Receivable	352.56
DEBT SERVICE		4a Commercial 29 6.60		Other Receivables	6,270.46
Principal Payments	40,000.00	4b Industrial 13 18.53		Total	532,702.01
Interest Payments	4,559.59	4c Apartments 4 1.00		LIABILITIES, RESERVES, AND SURPLUS	
		Total 657		Cash Liabilities	168,123.30
DEFERRED CHARGES	600.00	Land Area 1.71 Sq. Miles		Reserves for Receivables	55,761.30
SCHOOL, COUNTY, SPECIAL DISTRICT TAXES	769,816.13	Net Valuation Taxable-Municipal		Surplus Dec. 31, 1988	308,817.41
RESERVE FOR UNCOLLECTED TAXES	103,506.21	Net Valuation Taxable-County		Total	532,702.01
EXPENDITURES TOTAL	1,399,340.36	State Equalized Valuation			
		State Equalization Ratio			

1915

Population 1980 7,748
 Population 1988 7,630
 S & P Rating
 Moody Rating

General Tax Rate Per \$100. 3.13
 State Equalized Tax Rate 1.54

NEWTON TOWN - SUSSEX COUNTY

Form of Government:

Council-Manager Plan B (OMCL 50)

Number of Members on Governing Body - 5

PER CAPITA
 Gross Debt 2,228.07
 Net Debt 153.63
 Debt Service 24.03
 Total Tax Levy 655.42
 Municipal Expenditures 336.90

PER CENT.
 Gross Debt 6.92
 Net Debt .43
 Tax Levy Collected 95.12
 Tax Levy Cancelled, Abated or Adjusted .03

EXPENDITURES		REVENUES-REALIZED		1988 PROPERTY TAX	
GENERAL GOVERNMENT				STATE EQUALIZED TAX RATE	
Governing Body & Public Boards				Local District School Taxes .32	2,533,543.00
Municipal Clerk				Regional & Consolidated School Tax	
Financial Administration	33,720.00	1988 Property Taxes Collected	4,648,935.49	School Taxes in Municipal Budget	
Assessment of Taxes	41,705.00	1988 Payments in Lieu of Taxes		County Taxes .43	* 1,353,991.39
Collection of Taxes	27,027.00	Delinquent Tax & Lien Collections	139,257.69	County Library Taxes .03	93,340.62
Planning, Housing & Development	69,054.00	Business Personalty Replacement Taxes	245,691.04	Local Municipal Purpose Taxes .26	310,579.00
Human Resources		Taxes from Public Utilities	435,290.00	Veteran & Senior Citizen Taxes	63,350.00
Elections	8,133.00	Other Miscellaneous Tax Revenues		Total Taxes for Rate Computation 1.54	4,905,409.51
General Administration (other)	304,998.00	State Aid Revenues	117,035.71	Special District Taxes	
JUDICIARY		Federal Aid Revenues		Bank Corp. Taxes	130,637.17
Municipal Courts	66,335.00	State and Local Fiscal Assistance Act Utilized		Added and Omitted Taxes	30,304.36
PUBLIC SAFETY		Sale of Acquired Property		Total Taxes Levied - ABSTRACT	5,003,501.04
Fire Protection	43,170.00	Other Miscellaneous Revenues	652,515.34	Total Taxes Billed	4,387,438.48
Police Protection	335,452.55	Total	6,239,725.77	1988 TAXES COLLECTED	4,043,935.49
Civil Defense & Disaster Control	1,058.00	Prior Years Surplus Appropriated	823,775.00	1988 Taxes Cancelled, Abated or Adjusted	1,233.64
Environmental Inspection & Control	53,646.00	REVENUES TOTAL	7,118,500.77	Transfer to Tax Title Liens or Foreclosed	4,133.29
Other Public Safety		Reserve For Uncollected Taxes	211,057.26	Balance Outstanding Dec. 31, 1988	233,085.36
PUBLIC WORKS		CAPITAL OUTLAY TOTAL	1,738,403.79	PRIOR YEARS TAXES OUTSTANDING	
Streets and Drainage	233,231.14	Public Enterprises	722,383.93	Balance January 1, 1988	189,429.34
Sewers and Sewage Processing		Recreation—Culture		Collected in 1988	129,257.69
Gorbage and Trash Disposal	105,212.27	Public Works	1,055,524.31	Cancelled, Abated or Adjusted 1988	166.45
Public Buildings and Grounds	104,032.00	Buildings and Grounds		Transfers to Tax Title Liens or Foreclosed	
Other Public Works		Library and Education		Balance December 31, 1988	5.20
HEALTH and WELFARE		Conservation		TAX TITLE LIENS OUTSTANDING	
Health Services Except Environmental	7,517.00	All Other		Balance January 1, 1988	20,135.31
Welfare-Public Assistance	6,838.00	CAPITAL DEBT AUTHORIZED, DECEMBER 31, 1988		Transfer From Taxes	4,133.29
Hospitals, Clinics, First Aid		ISSUED AND UNISSUED GROSS DEBT		Redeemed in 1988	
Animal, Insect, & Rodent Control	4,540.00	School 492,000		Cancelled, Abated or Adjusted (1988)	
Other Welfare Services		Self-Liquidating 15,335,574		Transfers to Foreclosed Property	10,262.33
RECREATION and CONSERVATION		Other 1,172,592	1,172,592	Balance December 31, 1988	14,356.72
Beaches and Boardwalks	35,579.00	Total 17,000,167	1,172,592	PROPERTY ACQUIRED BY DEED OR	
Parks, Playgrounds, Shade Trees	15,599.00			FORECLOSURE	
Land Reclamation & Conservation				Balance January 1, 1988	83,277.52
Other Recreational Services	43,890.00	ISSUED AND OUTSTANDING		Transfers From Taxes or Liens	10,262.33
EDUCATION (excluding schools)		School 492,000.00		Sale for Cash (1988)	
Libraries		Self-Liquidating 959,000.00		Cancelled, Abated or Adjusted (1988)	
Other Educational Services		Other 859,000.00	2,340,000.00	Balance December 31, 1988	93,540.00
STATUTORY EXPENDITURES		Total		CURRENT FINANCES DECEMBER 31, 1988	
Pensions & F. I. C. A.	199,556.00	EQUALIZED VALUATION BASIS		ASSETS	
Employee Fringe Benefits	33,000.00	FOR NET DEBT COMPUTATION	245,494,392	Cash Dec. 31, 1988	30,610.21
Other Statutory Expenditures		REAL PROPERTY VALUATIONS		Taxes Receivable	233,091.06
CETA And Other Public Employment Programs		Code Class # of Parcels % VAL'N	ASSESSED VALUATION	Tax Title Liens	14,056.72
MUNICIPAL FUNCTIONS TOTAL	2,373,374.96	1 Vacant Land 207 2.22	3,351,360.00	Foreclosed Property	93,340.00
CAPITAL IMPROVEMENTS *MEMO*	63,743.00	2 Residential 1757 66.29	100,133,870.00	Emergencies & Other Deferred Charges	
DEBT SERVICE		3 Farm 5 .04	65,400.00	State and Federal Aid Receivable	
Principal Payments	130,334.00	4a Commercial 236 22.95	34,661,450.00	Other Receivables	17,040.00
Interest Payments	52,869.30	4b Industrial 10 2.91	4,398,920.00	Total	1,167,337.99
		4c Apartments 23 5.59	3,445,400.00	LIABILITIES, RESERVES, AND SURPLUS	
		Total 2233	151,056,400.00	Cash Liabilities	199,079.47
DEFERRED CHARGES	173,939.00	Land Area 3.30 Sq. Miles		Reserves for Receivables	357,727.73
SCHOOL, COUNTY, SPECIAL DISTRICT TAXES	4,030,930.51	Net Valuation Taxable-Municipal	152,551,339	Surplus Dec. 31, 1988	610,530.74
RESERVE FOR UNCOLLECTED TAXES	211,057.26	Net Valuation Taxable-County	255,306,569	Total	1,167,337.99
EXPENDITURES TOTAL	6,983,055.03	State Equalized Valuation	312,758,949		
		State Equalization Ratio	43.53		

0239

Population 1980 16,587

Population 1988 15,676

S & P Rating

Moody Rating

A

General Tax Rate Per \$100.

1.28

State Equalized Tax Rate

1.30

NORTH ARLINGTON BORO. - BERGEN CO.

Form of Government:

Borough Council

Number of Members on Governing Body - 6

PER CAPITA:

Gross Debt 517.71

Net Debt 455.00

Debt Service 45.58

Total Tax Levy 637.05

Municipal Expenditures 490.77

PER CENT:

Gross Debt 1.27

Net Debt 1.12

Tax Levy Collected 98.93

Tax Levy Cancelled, Abated

or Adjusted

EXPENDITURES		REVENUES-REALIZED		1988 PROPERTY TAX	
GENERAL GOVERNMENT		1988 Property Taxes Collected		STATE EQUALIZED TAX RATE	
Governing Body & Public Boards	29,300.00	9,838,391.43		Local District School Taxes .79	
Municipal Clerk		214,839.53		Regional & Consolidated School Tax	
Financial Administration	25,100.00	151,182.00		School Taxes in Municipal Budget	
Assessment of Taxes	5,550.00	797,085.00		County Taxes .21	
Collection of Taxes	100,036.50	610,496.83		County Library Taxes	
Planning, Housing & Development	13,000.00			Local Municipal Purpose Taxes .29	
Human Resources	57,349.28			Veteran & Senior Citizen Taxes	
Elections	6,350.00			Total Taxes for Rate Computation 1.29	
General Administration (other)	1,017,268.60			Special District Taxes	
JUDICIARY				Bank Corp. Taxes	
Municipal Courts	132,725.58			Added and Omitted Taxes	
PUBLIC SAFETY				Total Taxes Levied - ABSTRACT	
Fire Protection	83,746.52			Total Taxes Billed	
Police Protection	2,264,622.35			1988 TAXES COLLECTED	
Civil Defense & Disaster Control	300.00			1988 Taxes Cancelled, Abated or Adjusted	
Environmental Inspection & Control	63,939.53			Transfer to Tax Title Liens or Foreclosed	
Other Public Safety				Balance Outstanding Dec. 31, 1988	
PUBLIC WORKS				PRIOR YEARS TAXES OUTSTANDING	
Streets and Drainage	592,576.80			Balance January 1, 1988	
Sewers and Sewage Processing	349,376.00			Collected in 1988	
Garbage and Trash Disposal	275,016.67			Cancelled, Abated or Adjusted 1988	
Public Buildings and Grounds	119,320.02			Transfers to Tax Title Liens or Foreclosed	
Other Public Works	38,050.00			Balance December 31, 1988	
HEALTH and WELFARE				TAX TITLE LIENS OUTSTANDING	
Health Services Except Environmental	188,539.38			Balance January 1, 1988	
Welfare-Public Assistance	5,000.00			Transfer From Taxes	
Hospitals, Clinics, First Aid	6,000.00			Redeemed in 1988	
Animal, Insect, & Rodent Control				Cancelled, Abated or Adjusted (1988)	
Other Welfare Services				Transfers to Foreclosed Property	
RECREATION and CONSERVATION				Balance December 31, 1988	
Beaches and Boardwalks	175,300.00			PROPERTY ACQUIRED BY DEED OR	
Parks, Playgrounds, Shade Trees				FORECLOSURE	
Land Reclamation & Conservation				Balance January 1, 1988	
Other Recreational Services	5,000.00			Transfers From Taxes or Liens	
EDUCATION (excluding schools)				Sale for Cash (1988)	
Libraries	194,301.95			Cancelled, Abated or Adjusted (1988)	
Other Educational Services	96,600.00			Balance December 31, 1988	
STATUTORY EXPENDITURES				CURRENT FINANCES DECEMBER 31, 1988	
Pensions & F. I. C. A.	487,411.76			ASSETS	
Employee Fringe Benefits	311,625.57			Cash Dec. 31, 1988	
Other Statutory Expenditures				Taxes Receivable	
CETA And Other Public Employment Programs				Tax Title Liens	
MUNICIPAL FUNCTIONS TOTAL	6,643,556.51			Foreclosed Property	
CAPITAL IMPROVEMENTS *MEMO*	50,000.00			Emergencies & Other Deferred Charges	
DEBT SERVICE				State and Federal Aid Receivable	
Principal Payments	337,000.00			Other Receivables	
Interest Payments	377,438.14			Total	
DEFERRED CHARGES	106,132.58			LIABILITIES, RESERVES, AND SURPLUS	
SCHOOL, COUNTY, SPECIAL DISTRICT TAXES	7,690,775.15			Cash Liabilities	
RESERVE FOR UNCOLLECTED TAXES	229,156.63			Reserves for Receivables	
EXPENDITURES TOTAL	15,384,129.07			Surplus Dec. 31, 1988	
				Total	

0908
 Population 1980 47,019
 Population 1988 45,766
 S & P Rating
 Moody Rating BAA

General Tax Rate Per \$100. 3.01
 State Equalized Tax Rate 2.74

NORTH BERGEN TOWNSHIP – HUDSON CO.
Form of Government:
Commission (1911)
Number of Members on Governing Body – 5

PER CAPITA:
 Gross Debt 695.32
 Net Debt 553.42
 Debt Service 97.43
 Total Tax Levy 1,273.47
 Municipal Expenditures 737.72

PER CENT.
 Gross Debt 1.31
 Net Debt 1.44
 Tax Levy Collected 93.92
 Tax Levy Cancelled, Abated or Adjusted

EXPENDITURES		REVENUES-REALIZED		1988 PROPERTY TAX	
GENERAL GOVERNMENT				STATE EQUALIZED TAX RATE	
Governing Body & Public Boords	49,850.00	1988 Property Taxes Collected	54,947,522.86	Local District School Taxes	1.04 22,098,078.00
Municipal Clerk	94,753.00	1988 Payments in Lieu of Taxes	457,174.24	Regional & Consolidated School Tax	
Financial Administration	216,209.00	Delinquent Tax & Lien Collections	1,607,309.50	School Taxes in Municipal Budget	.02 441,552.50
Assessment of Taxes	131,274.00	Business Personalty Replacement Taxes	1,176,440.34	County Taxes	.60 * 12,810,539.14
Collection of Taxes	102,967.00	Taxes from Public Utilities	2,739,754.00	County Library Taxes	
Planning, Housing & Development	74,240.00	Other Miscellaneous Tax Revenues		Local Municipal Purpose Taxes	1.08 22,947,438.37
Human Resources	211,575.85	State Aid Revenues	1,979,053.22	Veteran & Senior Citizen Taxes	
Elections	45,000.00	Federal Aid Revenues		Total Taxes for Rate Computation	2.74 58,619,758.51
General Administration (other)	4,841,282.00	State and Local Fiscal Assistance Act Utilized	10,660.00	Special District Taxes	
JUDICIARY		Sale of Acquired Property		Bank Corp. Taxes	5,268.14
Municipal Courts	430,831.05	Other Miscellaneous Revenues	3,129,632.89	Added and Omitted Taxes	207,355.16
PUBLIC SAFETY		Total	56,047,552.55	Total Taxes Levied - ABSTRACT	58,510,331.81
Fire Protection	4,950,927.68	Prior Years Surplus Appropriated	1,292,170.00	Total Taxes Billed	58,505,063.67
Police Protection	4,160,440.00	REVENUES TOTAL	67,339,722.55	1988 TAXES COLLECTED	54,947,522.86
Civil Defense & Disaster Control		Reserve For Uncollected Taxes	2,455,613.93	1988 Taxes Cancelled, Abated or Adjusted	
Environmental Inspection & Control	318,300.00	CAPITAL OUTLAY TOTAL	3,458,583.74	Transfer to Tax Title Liens or Foreclosed	
Other Public Safety	27,122.94			Balance Outstanding Dec. 31, 1988	3,557,540.31
PUBLIC WORKS				PRIOR YEARS TAXES OUTSTANDING	
Streets and Drainage	1,678,351.00	Public Enterprises		Balance January 1, 1988	2,299,300.67
Sewers and Sewage Processing	3,731,635.00	Recreation—Culture	38,643.35	Collected in 1988	1,595,553.21
Garbage and Trash Disposal		Public Works	1,867,285.35	Cancelled, Abated or Adjusted 1988	
Public Buildings and Grounds	250,295.00	Buildings and Grounds	1,552,655.04	Transfers to Tax Title Liens or Foreclosed	
Other Public Works	133,000.00	Library and Education		Balance December 31, 1988	703,747.46
HEALTH and WELFARE		Conservation		TAX TITLE LIENS OUTSTANDING	
Health Services Except Environmental	286,671.83	All Other		Balance January 1, 1988	1,593,249.10
Welfare-Public Assistance	88,030.00	CAPITAL DEBT AUTHORIZED, DECEMBER 31, 1988		Transfer From Taxes	
Hospitals, Clinics, First Aid		ISSUED AND UNISSUED		Redeemed in 1988	11,756.29
Animal, Insect, & Rodent Control		School	6,062,000	Cancelled, Abated or Adjusted (1988)	
Other Welfare Services		Self-Liquidating	435,000	Transfers to Foreclosed Property	
RECREATION and CONSERVATION		Other	25,328,000	Balance December 31, 1988	1,581,492.31
Beaches and Boardwalks		Total	31,825,000	PROPERTY ACQUIRED BY DEED OR FORECLOSURE	
Parks, Playgrounds, Shade Trees	375,900.00	ISSUED AND OUTSTANDING		Balance January 1, 1988	1,633,279.00
Land Reclamation & Conservation		School	6,062,000.00	Transfers From Taxes or Liens	
Other Recreational Services	5,000.00	Self-Liquidating	435,000.00	Sole for Cosh (1988)	
EDUCATION (excluding schools)		Other	25,328,000.00	Cancelled, Abated or Adjusted (1988)	
Libraries	418,255.00	Total	31,825,000.00	Balance December 31, 1988	1,633,279.00
Other Educational Services		EQUALIZED VALUATION BASIS		CURRENT FINANCES DECEMBER 31, 1988	
STATUTORY EXPENDITURES		FOR NET DEBT COMPUTATION	1,755,777.382	ASSETS	
Pensions & F. I. C. A.	2,047,594.57	REAL PROPERTY VALUATIONS		Cosh Dec. 31, 1988	2,342,975.30
Employee Fringe Benefits	1,736,214.00	Code	Cross # of Parcels % VAL'N	Taxes Receivable	4,261,288.27
Other Statutory Expenditures	50,000.00	1 Vacant Land	539 4.46	Tax Title Liens	1,581,492.31
CETA And Other Public Employment Programs		2 Residential	8055 45.90	Foreclosed Property	1,633,279.00
MUNICIPAL FUNCTIONS		3 Form		Emergencies & Other Deferred Charges	76,899.21
CAPITAL IMPROVEMENTS *MEMO*	50,000.00	4a Commercial	662 20.42	State and Federal Aid Receivable	7,543.77
DEBT SERVICE		4b Industrial	257 17.22	Other Receivables	1,177,512.82
Principal Payments	3,016,000.00	4c Apartments	212 11.99	Total	11,580,996.18
Interest Payments	1,445,075.93	Total	9775	LIABILITIES, RESERVES, AND SURPLUS	
TYPE I SCHL DEBT *MEMO	515,499.50	Land Area	5.40 Sq. Miles	Cash Liabilities	2,440,041.73
DEFERRED CHARGES	393,292.93	Net Valuation Taxable-Municipal	728,084,598	Reserves for Receivables	8,263,507.93
SCHOOL, COUNTY, SPECIAL DISTRICT TAXES	35,350,269.64	Net Valuation Taxable-County	1,824,209,519	Surplus Dec. 31, 1988	877,446.52
RESERVE FOR UNCOLLECTED TAXES	2,455,613.98	State Equalized Valuation	2,114,631,463	Total	11,580,996.18
EXPENDITURES TOTAL	69,116,081.40	State Equalization Ratio	34.24		

1215

Population 1980 22,220
 Population 1988 26,719
 S & P Rating
 Moody Rating AA

General Tax Rate Per \$100.

2.96

State Equalized Tax Rate

1.60

NORTH BRUNSWICK TWP. — MIDDLESEX CO.**Form of Government:****Mayor-Council Administrator****Number of Members on Governing Body — 5****PER CAPITA:**

Gross Debt 1,347.12
 Net Debt 571.79
 Debt Service 48.57
 Total Tax Levy 1,210.63
 Municipal Expenditures 517.18

PER CENT:

Gross Debt 2.31
 Net Debt .98
 Tax Levy Collected 97.46
 Tax Levy Cancelled, Abated or Adjusted

EXPENDITURES		REVENUES-REALIZED		1988 PROPERTY TAX	
GENERAL GOVERNMENT				STATE EQUALIZED TAX RATE → .90	
Governing Body & Public Boords		1988 Property Taxes Collected	31,613,100.28	Local District School Taxes	17,584,082.00
Municipal Clerk	101,582.76	1988 Payments in Lieu of Taxes	130,931.00	Regional & Consolidated School Tax	
Financial Administration	77,654.91	Delinquent Tax & Lien Collections	710,956.25	School Taxes in Municipal Budget	
Assessment of Taxes	80,174.00	Business Personalty Replacement Taxes	1,104,157.36	County Taxes	7,859,427.01
Collection of Taxes	151,325.00	Taxes from Public Utilities	2,469,659.00	County Library Taxes	
Planning, Housing & Development	115,631.04	Other Miscellaneous Tax Revenues		Local Municipal Purpose Taxes	5,689,024.90
Human Resources	14,000.00	State Aid Revenues	272,349.17	Veteron & Senior Citizen Taxes	165,950.00
Elections		Federal Aid Revenues		Total Taxes for Rate Computation	31,298,483.91
General Administration (other)	1,013,266.00	State and Local Fiscal Assistance Act Utilized		Special District Taxes	
JUDICIARY		Sale of Acquired Property		Bank Corp. Taxes	7,346.99
Municipal Courts	171,150.00	Other Miscellaneous Revenues	2,135,564.61	Added and Omitted Taxes	1,207,002.58
PUBLIC SAFETY		Total	38,436,717.67	Total Taxes Levied - ABSTRACT	32,346,883.48
Fire Protection	135,040.40	Prior Years Surplus Appropriated	2,100,000.00	Total Taxes Billed	32,437,414.62
Police Protection	3,258,277.92	REVENUES	40,536,717.67	1988 TAXES COLLECTED	31,613,100.28
Civil Defense & Disaster Control	23,000.00	Reserve For Uncollected Taxes	1,085,773.24	1988 Taxes Cancelled, Abated or Adjusted	
Environmental Inspection & Control	272,824.53	CAPITAL OUTLAY	2,394,223.42	Transfer to Tax Title Liens or Foreclosed	29,989.77
Other Public Safety		TOTAL	2,394,223.42	Balance Outstanding Dec. 31, 1988	794,324.57
PUBLIC WORKS				PRIOR YEARS TAXES OUTSTANDING	
Streets and Drainage	630,710.00	Public Enterprises	523,190.64	Balance January 1, 1988	899,704.36
Sewers and Sewage Processing	917,200.00	Recreation—Culture		Collected in 1988	678,232.67
Gorbage and Trash Disposal	767,900.00	Public Works	333,131.00	Cancelled, Abated or Adjusted 1988	14,000.00
Public Buildings and Grounds	237,715.42	Buildings and Grounds	1,532,901.78	Transfers to Tax Title Liens or Foreclosed	
Other Public Works	140,274.00	Library and Education		Balance December 31, 1988	207,471.69
HEALTH and WELFARE		Conservation		TAX TITLE LIENS OUTSTANDING	
Health Services Except Environmental	14,925.00	All Other		Balance January 1, 1988	163,857.49
Welfare-Public Assistance	13,200.00	CAPITAL DEBT AUTHORIZED, DECEMBER 31, 1988		Transfer From Taxes	29,989.77
Hospitals, Clinics, First Aid	25,000.00	ISSUED AND UNISSUED		Redeemed in 1988	32,723.58
Animal, Insect, & Rodent Control	100.00	GROSS DEBT		Cancelled, Abated or Adjusted (1988)	
Other Welfare Services		School	13,670,000	Transfers to Foreclosed Property	
RECREATION and CONSERVATION		Self-liquidating	10,550,773	Balance December 31, 1988	161,123.68
Beaches and Boardwalks		Other	11,772,350	PROPERTY ACQUIRED BY DEED OR FORECLOSURE	
Parks, Playgrounds, Shade Trees	213,475.00	Total	35,993,623	Balance January 1, 1988	130,057.00
Land Reclamation & Conservation	1,375.00	ISSUED AND OUTSTANDING		Transfers From Taxes or Liens	
Other Recreational Services	329,430.00	School	7,568,000.00	Sole for Cash (1988)	
EDUCATION (excluding schools)		Self-Liquidating	8,498,000.00	Cancelled, Abated or Adjusted (1988)	
Libraries	462,763.45	Other	8,382,000.00	Balance December 31, 1988	130,057.00
Other Educational Services	7,800.00	Total	24,448,000.00	CURRENT FINANCES DECEMBER 31, 1988	
STATUTORY EXPENDITURES		EQUALIZED VALUATION BASIS		ASSETS	
Pensions & F. I. C. A.	1,083,732.00	FOR NET DEBT COMPUTATION	1,559,735.996	Cash Dec. 31, 1988	5,187,534.93
Employee Fringe Benefits	701,800.00	REAL PROPERTY VALUATIONS		Taxes Receivable	1,001,796.26
Other Statutory Expenditures	20,000.00	Code Class # of Parcels % VAL'N		Tax Title Liens	161,123.68
CETA And Other Public Employment Programs		1 Vacant Land 1528 5.25	55,213,400.00	Foreclosed Property	130,057.00
MUNICIPAL FUNCTIONS		2 Residential 6385 53.54	562,601,700.00	Emergencies & Other Deferred Charges	3,600.00
CAPITAL IMPROVEMENTS	22,500.00	3 Farm 34 .18	1,825,400.00	State and Federal Aid Receivable	39,689.95
DEBT SERVICE		4a Commercial 245 10.92	114,720,000.00	Other Receivables	136,648.68
Principal Payments	725,000.00	4b Industrial 49 20.73	217,859,400.00	Total	6,660,450.50
Interest Payments	572,733.00	4c Apartments 26 9.38	98,578,900.00	LIABILITIES, RESERVES, AND SURPLUS	
		Total 8267	1,050,798,800.00	Cash Liabilities	1,182,150.65
DEFERRED CHARGES	393,628.01	Land Area 12.00 Sq. Miles		Reserves for Receivables	1,429,625.62
SCHOOL, COUNTY, SPECIAL DISTRICT TAXES	25,443,509.01	Net Valuation Taxable-Municipal	1,055,081,488	Surplus Dec. 31, 1988	4,048,674.23
RESERVE FOR UNCOLLECTED TAXES	1,085,773.24	Net Valuation Taxable-County	1,957,337,689	Total	6,660,450.50
EXPENDITURES		State Equalized Valuation	1,947,327,806		
TOTAL	39,262,029.74	State Equalization Ratio	54.08		

0715

Population 1980 5,832
 Population 1988 6,877
 S & P Rating
 Moody Rating A1

General Tax Rate Per \$100. 3.86
 State Equalized Tax Rate 1.73

NORTH CALDWELL TOWNSHIP - ESSEX CO.

Form of Government:

Borough Council

Number of Members on Governing Body - 6

PER CAPITA:

Gross Debt 383.53
 Net Debt 287.51
 Debt Service 40.57
 Total Tax Levy 1,619.13
 Municipal Expenditures 502.67

PER CENT.

Gross Debt .52
 Net Debt .39
 Tax Levy Collected 98.91
 Tax Levy Cancelled, Abated or Adjusted .12

EXPENDITURES		REVENUES-REALIZED		1988 PROPERTY TAX	
GENERAL GOVERNMENT				STATE EQUALIZED TAX RATE	
Governing Body & Public Boards		1988 Property Taxes Collected	11,030,791.40	Local District School Taxes .44	2,775,491.00
Municipal Clerk		1988 Payments in Lieu of Taxes		Regional & Consolidated School Tax .31	1,943,931.36
Financial Administration	22,600.00	Delinquent Tax & Lien Collections	138,918.67	School Taxes in Municipal Budget	
Assessment of Taxes	12,250.00	Business Personalty Replacement Taxes	26,801.92	County Taxes .64	4,074,995.97
Collection of Taxes	40,500.00	Taxes from Public Utilities	403,444.00	County Library Taxes	
Planning, Housing & Development	34,500.00	Other Miscellaneous Tax Revenues		Local Municipal Purpose Taxes .33	2,101,175.88
Human Resources	39,352.96	State Aid Revenues	34,536.13	Veteran & Senior Citizen Taxes	25,100.00
Elections	1,625.00	Federal Aid Revenues		Total Taxes for Rate Computation 1.72	10,920,694.21
General Administration (other)	363,024.45	State and Local Fiscal Assistance Act Utilized		Special District Taxes	
JUDICIARY		Sale of Acquired Property		Bank Corp. Taxes	2,147.15
Municipal Courts	49,375.00	Other Miscellaneous Revenues	621,104.13	Added and Omitted Taxes	237,010.59
PUBLIC SAFETY		Total	12,310,596.30	Total Taxes Levied - ABSTRACT	11,134,751.95
Fire Protection	30,325.00	Prior Years Surplus Appropriated	397,000.00	Total Taxes Billed	11,152,009.79
Police Protection	711,221.72	REVENUES TOTAL	12,707,596.30	1988 TAXES COLLECTED	11,030,791.40
Civil Defense & Disaster Control	150.00	Reserve For Uncollected Taxes	337,269.77	1988 Taxes Cancelled, Abated or Adjusted	12,947.44
Environmental Inspection & Control	49,350.00	CAPITAL OUTLAY TOTAL	251,417.46	Transfer to Tax Title Liens or Foreclosed	
Other Public Safety				Balance Outstanding Dec. 31, 1988	103,270.95
PUBLIC WORKS				PRIOR YEARS TAXES OUTSTANDING	
Streets and Drainage	254,520.00	Public Enterprises	34,101.21	Balance January 1, 1988	140,723.07
Sewers and Sewage Processing	274,535.00	Recreation—Culture	42,527.53	Collected in 1988	138,918.67
Garbage and Trash Disposal	501,000.00	Public Works	174,733.72	Cancelled, Abated or Adjusted 1988	
Public Buildings and Grounds	41,400.00	Buildings and Grounds		Transfers to Tax Title Liens or Foreclosed	
Other Public Works		Library and Education		Balance December 31, 1988	1,304.40
HEALTH and WELFARE		Conservation		TAX TITLE LIENS OUTSTANDING	
Health Services Except Environmental	17,719.00	All Other		Balance January 1, 1988	
Welfare-Public Assistance	2,700.00	CAPITAL DEBT AUTHORIZED, DECEMBER 31, 1988		Transfer From Taxes	
Hospitals, Clinics, First Aid		ISSUED AND UNISSUED		Redeemed in 1988	
Animal, Insect, & Rodent Control		School	660,321	Cancelled, Abated or Adjusted (1988)	
Other Welfare Services		Self-liquidating	864,100	Transfers to Foreclosed Property	
RECREATION and CONSERVATION		Other	1,113,125	Balance December 31, 1988	
Beaches and Boardwalks		Total	2,637,547	PROPERTY ACQUIRED BY DEED OR	
Parks, Playgrounds, Shade Trees	46,100.00			FORECLOSURE	
Land Reclamation & Conservation	8,800.00	ISSUED AND OUTSTANDING		Balance January 1, 1988	602,900.00
Other Recreational Services	25,047.82	School	660,321.97	Transfers From Taxes or Liens	
EDUCATION (excluding schools)		Self-Liquidating	864,100.00	Sale for Cash (1988)	
Libraries		Other	1,073,125.26	Cancelled, Abated or Adjusted (1988)	
Other Educational Services		Total	2,617,547.23	Balance December 31, 1988	602,900.00
STATUTORY EXPENDITURES		EQUALIZED VALUATION BASIS		CURRENT FINANCES DECEMBER 31, 1988	
Pensions & F. I. C. A.	151,475.00	FOR NET DEBT COMPUTATION	503,944,362	ASSETS	
Employee Fringe Benefits	66,043.54	REAL PROPERTY VALUATIONS		Cash Dec. 31, 1988	3,057,593.57
Other Statutory Expenditures	2,000.00	Code Class # of Parcels % VAL'N		Taxes Receivable	110,075.35
CETA And Other Public Employment Programs		1 Vacant Land 186 3.29	9,283,100.00	Tax Title Liens	
MUNICIPAL FUNCTIONS TOTAL	2,750,614.49	2 Residential 1836 94.19	265,924,600.00	Foreclosed Property	602,900.00
CAPITAL IMPROVEMENTS *MEMO*	224,079.93	3 Farm 2 .05	142,300.00	Emergencies & Other Deferred Charges	
DEBT SERVICE		4a Commercial 15 1.94	5,433,300.00	State and Federal Aid Receivable	
Principal Payments	207,411.29	4b Industrial 11 .52	1,469,700.00	Other Receivables	199.60
Interest Payments	71,567.00	4c Apartments		Total	3,770,363.52
DEFERRED CHARGES	90,000.00	Total 2050	282,313,000.00	LIABILITIES, RESERVES, AND SURPLUS	
SCHOOL, COUNTY, SPECIAL DISTRICT TAXES	8,794,413.33	Land Area 2.90 Sq. Miles		Cash Liabilities	2,472,337.80
RESERVE FOR UNCOLLECTED TAXES	337,269.77	Net Valuation Taxable-Municipal	282,772,000	Reserves for Receivables	713,174.95
EXPENDITURES TOTAL	12,251,230.88	Net Valuation Taxable-County	529,307,641	Surplus Dec. 31, 1988	585,355.77
		State Equalized Valuation	631,467,046	Total	3,770,363.52
		State Equalization Ratio	44.74		

1606

Population 1980 3,177
 Population 1988 3,463
 S & P Rating
 Moody Rating

General Tax Rate Per \$100. 2.70
 State Equalized Tax Rate 1.66

NORTH HALEDON BOROUGH - PASSAIC CO.

Form of Government:

Borough Council

Number of Members on Governing Body - 6

PER CAPITA:

Gross Debt 2,048.83
 Net Debt 1,891.06
 Debt Service 122.50
 Total Tax Levy 1,029.22
 Municipal Expenditures 501.55

PER CENT:

Gross Debt 4.00
 Net Debt 3.69
 Tax Levy Collected 98.87
 Tax Levy Cancelled, Abated or Adjusted .24

EXPENDITURES		REVENUES-REALIZED		1988 PROPERTY TAX	
GENERAL GOVERNMENT				STATE EQUALIZED TAX RATE	
Governing Body & Public Boards	7,500.00	1988 Property Taxes Collected		Local District School Taxes	2,022,971.00
Municipal Clerk	63,505.00	1988 Payments in Lieu of Taxes		Regional & Consolidated School Tax	1,929,610.11
Financial Administration	59,104.00	Delinquent Tax & Lien Collections		School Taxes in Municipal Budget	
Assessment of Taxes	10,415.00	Business Personalty Replacement Taxes		County Taxes	2,188,563.14
Collection of Taxes	28,588.00	Taxes from Public Utilities		County Library Taxes	
Planning, Housing & Development	93,750.00	Other Miscellaneous Tax Revenues		Local Municipal Purpose Taxes	2,500,375.23
Human Resources	34,232.00	State Aid Revenues		Veteran & Senior Citizen Taxes	108,750.00
Elections	2,749.50	Federal Aid Revenues		Total Taxes for Rate Computation	8,750,269.48
General Administration (other)	354,636.50	State and Local Fiscal Assistance Act Utilized		Special District Taxes	
JUDICIARY		Sale of Acquired Property		Bank Corp. Taxes	15,887.41
Municipal Courts	30,735.00	Other Miscellaneous Revenues		Added and Omitted Taxes	52,876.17
PUBLIC SAFETY		Total		Total Taxes Levied - ABSTRACT	8,710,283.06
Fire Protection	72,622.96	Prior Years Surplus Appropriated		Total Taxes Billed	8,710,259.39
Police Protection	658,626.17	REVENUES TOTAL		1988 TAXES COLLECTED	8,612,256.56
Civil Defense & Disaster Control	2,000.00	Reserve For Uncollected Taxes		1988 Taxes Cancelled, Abated or Adjusted	21,073.20
Environmental Inspection & Control	43,700.00	CAPITAL OUTLAY TOTAL		Transfer to Tax Title Liens or Foreclosed	2,632.50
Other Public Safety				Balance Outstanding Dec. 31, 1988	74,297.13
PUBLIC WORKS				PRIOR YEARS TAXES OUTSTANDING	
Streets and Drainage	285,397.01	Public Enterprises		Balance January 1, 1988	82,361.57
Sewers and Sewage Processing	491,205.00	Recreation—Culture		Collected in 1988	82,361.57
Garbage and Trash Disposal	175,924.00	Public Works		Cancelled, Abated or Adjusted 1988	
Public Buildings and Grounds	35,030.00	Buildings and Grounds		Transfers to Tax Title Liens or Foreclosed	
Other Public Works	20,000.00	Library and Education		Balance December 31, 1988	
HEALTH and WELFARE		Conservation		TAX TITLE LIENS OUTSTANDING	
Health Services Except Environmental	20,130.00	All Other		Balance January 1, 1988	11,395.05
Welfare-Public Assistance	7,500.00	CAPITAL DEBT AUTHORIZED, DECEMBER 31, 1988		Transfer From Taxes	2,632.50
Hospitals, Clinics, First Aid		ISSUED AND UNISSUED GROSS DEBT NET DEBT		Redeemed in 1988	
Animal, Insect, & Rodent Control		School 1,290,628		Cancelled, Abated or Adjusted (1988)	
Other Welfare Services		Self-liquidating 16,048,622		Transfers to Foreclosed Property	
RECREATION and CONSERVATION		Other 17,339,250		Balance December 31, 1988	14,027.55
Beaches and Boardwalks		Total 15,839,488.23		PROPERTY ACQUIRED BY DEED OR FORECLOSURE	
Parks, Playgrounds, Shade Trees		ISSUED AND OUTSTANDING		Balance January 1, 1988	42,400.00
Land Reclamation & Conservation	4,770.53	School 1,290,628.23		Transfers From Taxes or Liens	
Other Recreational Services	34,250.00	Self-liquidating 14,548,860.00		Sale for Cash (1988)	
EDUCATION (excluding schools)		Other 15,839,488.23		Cancelled, Abated or Adjusted (1988)	
Libraries	141,700.00	Total 433,615,559		Balance December 31, 1988	42,400.00
Other Educational Services		EQUALIZED VALUATION BASIS		CURRENT FINANCES DECEMBER 31, 1988	
STATUTORY EXPENDITURES		FOR NET DEBT COMPUTATION		ASSETS	
Pensions & F. I. C. A.	164,275.22	REAL PROPERTY VALUATIONS		Cash Dec. 31, 1988	1,134,441.58
Employee Fringe Benefits	90,665.00	Code Class # of Parcels % VAL'N ASSESSED VALUATION		Taxes Receivable	74,297.13
Other Statutory Expenditures		1 Vacant Land 123 3.43 10,969,300.00		Tax Title Liens	14,027.55
CETA And Other Public Employment Programs		2 Residential 2292 90.52 239,521,900.00		Foreclosed Property	42,400.00
MUNICIPAL FUNCTIONS TOTAL	2,953,710.89	3 Farm 8 .15 493,500.00		Emergencies & Other Deferred Charges	138,195.78
CAPITAL IMPROVEMENTS *MEMO*	14,000.00	4a Commercial 47 5.09 16,280,200.00		State and Federal Aid Receivable	2,563.87
DEBT SERVICE		4b Industrial 7 .80 2,568,300.00		Other Receivables	19,383.64
Principal Payments	173,640.00	4c Apartments		Total	1,425,309.55
Interest Payments	863,035.30	Total 2477 319,833,200.00		LIABILITIES, RESERVES, AND SURPLUS	
DEFERRED CHARGES	38,477.42	Land Area 3.50 Sq. Miles		Cash Liabilities	360,913.31
SCHOOL, COUNTY, SPECIAL DISTRICT TAXES	6,141,144.25	Net Valuation Taxable-Municipal		Reserves for Receivables	150,108.32
RESERVE FOR UNCOLLECTED TAXES	215,726.35	Net Valuation Taxable-County		Surplus Dec. 31, 1988	914,287.92
EXPENDITURES TOTAL	10,385,304.21	State Equalized Valuation		Total	1,425,309.55
		State Equalization Ratio			

0326
 Population 1980 9,050
 Population 1988 9,187
 S & P Rating
 Moody Rating

General Tax Rate Per \$100. 2.37
 State Equalized Tax Rate 1.10

NORTH HANOVER TWP. - BURLINGTON CO.
Form of Government:
Township Committee
Number of Members on Governing Body - 5

PER CAPITA:
 Gross Debt 74.27
 Net Debt 71.24
 Debt Service 3.32
 Total Tax Levy 153.03
 Municipal Expenditures 181.00

PER CENT.
 Gross Debt .67
 Net Debt .64
 Tax Levy Collected 95.33
 Tax Levy Cancelled, Abated or Adjusted .09

EXPENDITURES		REVENUES-REALIZED		1988 PROPERTY TAX	
GENERAL GOVERNMENT				STATE EQUALIZED TAX RATE →	
Governing Body & Public Boards		1988 Property Taxes Collected	1,339,214.00	Local District School Taxes .26	330,400.00
Municipal Clerk		1988 Payments in Lieu of Taxes		Regional & Consolidated School Tax .32	405,073.16
Financial Administration	39,600.00	Delinquent Tax & Lien Collections	59,066.00	School Taxes in Municipal Budget	
Assessment of Taxes	20,800.00	Business Personalty Replacement Taxes	21,776.00	County Taxes .49	626,081.35
Collection of Taxes	22,600.00	Taxes from Public Utilities	512,792.00	County Library Taxes .33	35,571.15
Planning, Hausing & Development	62,100.00	Other Miscellaneous Tax Revenues		Local Municipal Purpose Taxes	
Human Resources	6,730.00	State Aid Revenues	122,117.00	Veteran & Senior Citizen Taxes	16,600.00
Elections		Federal Aid Revenues		Total Taxes for Rate Computation 1.10	1,413,725.66
General Administration (other)	233,800.00	State and Local Fiscal Assistance Act Utilized		Special District Taxes	
JUDICIARY		Sale of Acquired Property		Bank Corp. Taxes	1,576.00
Municipal Courts	46,241.00	Other Miscellaneous Revenues	402,235.00	Added and Omitted Taxes	53,568.00
PUBLIC SAFETY		Total	2,507,200.00	Total Taxes Levied - ABSTRACT	1,452,269.66
Fire Protection	39,115.00	Prior Years Surplus Appropriated	702,000.00	Total Taxes Billed	1,449,672.00
Police Protection	205,709.00	REVENUES TOTAL	3,209,200.00	1988 TAXES COLLECTED	1,389,214.00
Civil Defense & Disaster Control	3,100.00	Reserve For Uncollected Taxes	64,463.00	1988 Taxes Cancelled, Abated or Adjusted	1,345.00
Environmental Inspection & Control	80,620.00	CAPITAL OUTLAY TOTAL	42,531.00	Transfer to Tax Title Liens or Foreclosed	
Other Public Safety		Public Enterprises		Balance Outstanding Dec. 31, 1988	59,113.00
PUBLIC WORKS		Recreation—Culture	10,778.00	PRIOR YEARS TAXES OUTSTANDING	
Streets and Drainage	363,000.00	Public Works		Balance January 1, 1988	65,700.00
Sewers and Sewage Processing	12,460.00	Buildings and Grounds	31,803.00	Collected in 1988	59,060.00
Garbage and Trash Disposal	186,500.00	Library and Education		Cancelled, Abated or Adjusted 1988	31.00
Public Buildings and Grounds	55,600.00	Conservation		Transfers to Tax Title Liens or Foreclosed	259.00
Other Public Works		All Other		Balance December 31, 1988	6,344.00
HEALTH and WELFARE		CAPITAL DEBT AUTHORIZED, DECEMBER 31, 1988		TAX TITLE LIENS OUTSTANDING	
Health Services Except Environmental	2,000.00	ISSUED AND UNISSUED		Balance January 1, 1988	
Welfare-Public Assistance	16,900.00	School	28,027	Transfer From Taxes	259.00
Hospitals, Clinics, First Aid	200.00	Self-liquidating		Redeemed in 1988	
Animal, Insect, & Radent Control	500.00	Other	654,450	Cancelled, Abated or Adjusted (1988)	
Other Welfare Services		Total	682,477	Transfers to Foreclosed Property	
RECREATION and CONSERVATION		ISSUED AND OUTSTANDING		Balance December 31, 1988	259.00
Beaches and Boardwalks		School		PROPERTY ACQUIRED BY DEED OR	
Parks, Playgrounds, Shade Trees	38,700.00	Self-Liquidating		FORECLOSURE	
Land Reclamation & Conservation		Other		Balance January 1, 1988	10,340.00
Other Recreational Services	2,500.00	Total		Transfers From Taxes or Liens	
EDUCATION (excluding schools)		EQUALIZED VALUATION BASIS		Sale for Cash (1988)	
Libraries	100.00	FOR NET DEBT COMPUTATION	102,109,312	Cancelled, Abated or Adjusted (1988)	
Other Educational Services		REAL PROPERTY VALUATIONS		Balance December 31, 1988	10,340.00
STATUTORY EXPENDITURES		Code Class # of Parcels % VAL'N		CURRENT FINANCES DECEMBER 31, 1988	
Pensions & F. I. C. A.	60,000.00	1 Vacant Land 221 4.62	2,697,210.00	ASSETS	
Employee Fringe Benefits	55,000.00	2 Residential 629 59.01	34,448,420.00	Cash Dec. 31, 1988	1,240,774.00
Other Statutory Expenditures	5,000.00	3 Farm 231 12.02	7,018,230.00	Taxes Receivable	65,457.00
CETA And Other Public Employment Programs		4a Commercial 60 16.58	9,679,580.00	Tax Title Liens	259.00
MUNICIPAL FUNCTIONS TOTAL	1,559,925.00	4b Industrial		Foreclosed Property	10,840.00
CAPITAL IMPROVEMENTS *MEMO*	5,000.00	4c Apartments 10 7.76	4,530,680.00	Emergencies & Other Deferred Charges	77,000.00
DEBT SERVICE		Total 1151	58,374,120.00	State and Federal Aid Receivable	
Principal Payments	29,000.00	Land Area 17.38 Sq. Miles		Other Receivables	27,335.00
Interest Payments	1,471.00	Net Valuation Taxable-Municipal	59,056,855	Total	1,421,665.00
DEFERRED CHARGES	8,000.00	Net Valuation Taxable-County	106,307,455	LIABILITIES, RESERVES, AND SURPLUS	
SCHOOL, COUNTY, SPECIAL DISTRICT TAXES	1,397,125.66	State Equalized Valuation	126,706,310	Cash Liabilities	641,676.00
RESERVE FOR UNCOLLECTED TAXES	64,463.00	State Equalization Ratio 46.32		Reserves for Receivables	103,891.00
EXPENDITURES TOTAL	3,059,984.66			Surplus Dec. 31, 1988	676,098.00

1314

Population 1980 17,103
 Population 1988 17,113
 S & P Rating
 Moody Rating A

General Tax Rate Per \$100.

5.03

State Equalized Tax Rate

2.13

NORTH PLAINFIELD BORO. — SOMERSET CO.

Form of Government:

Mayor-Council Plan E (OMCL 50)

Number of Members on Governing Body — 7

PER CAPITA:

Gross Debt 527.77
 Net Debt 257.22
 Debt Service 38.73
 Total Tax Levy 1,009.31
 Municipal Expenditures 399.46

PER CENT:

Gross Debt 1.33
 Net Debt .65
 Tax Levy Collected 96.86
 Tax Levy Cancelled, Abated or Adjusted .62

EXPENDITURES		REVENUES-REALIZED		1988 PROPERTY TAX	
GENERAL GOVERNMENT				STATE EQUALIZED TAX RATE → 1.18	
Governing Body & Public Boards		1988 Property Taxes Collected	15,714,441.55	Local District School Taxes	9,546,509.43
Municipal Clerk		1988 Payments in Lieu of Taxes		Regional & Consolidated School Tax	
Financial Administration	94,938.00	Delinquent Tax & Lien Collections	264,864.32	School Taxes in Municipal Budget	
Assessment of Taxes	26,500.00	Business Penalty Replacement Taxes	142,670.63	County Taxes	3,219,138.87
Collection of Taxes		Taxes from Public Utilities	891,054.00	County Library Taxes	190,170.94
Planning, Housing & Development	22,554.00	Other Miscellaneous Tax Revenues		Local Municipal Purpose Taxes	4,254,379.37
Human Resources	59,610.55	State Aid Revenues	272,803.99	Veteran & Senior Citizen Taxes	152,100.00
Elections		Federal Aid Revenues		Total Taxes for Rate Computation	17,362,298.61
General Administration (other)	762,475.00	State and Local Fiscal Assistance Act Utilized	1,761.00	Special District Taxes	
JUDICIARY		Sale of Acquired Property		Bank Corp. Taxes	33,110.78
Municipal Courts	107,759.00	Other Miscellaneous Revenues	647,804.83	Added and Omitted Taxes	29,021.89
PUBLIC SAFETY		Total	18,935,405.33	Total Taxes Levied - ABSTRACT	17,272,331.28
Fire Protection	1,030,106.00	Prior Years Surplus Appropriated	330,000.00	Total Taxes Billed	17,256,700.24
Police Protection	1,637,933.44	REVENUES TOTAL	19,265,405.38	1988 TAXES COLLECTED	16,714,441.56
Civil Defense & Disaster Control	2,400.00	Reserve For Uncollected Taxes	606,101.35	1988 Taxes Cancelled, Abated or Adjusted	106,142.16
Environmental Inspection & Control	123,503.00	CAPITAL OUTLAY TOTAL	573,664.66	Transfer to Tax Title Liens or Foreclosed	289.44
Other Public Safety		Public Enterprises	153,427.11	Balance Outstanding Dec. 31, 1988	435,827.08
PUBLIC WORKS		Recreation—Culture		PRIOR YEARS TAXES OUTSTANDING	
Streets and Drainage	677,847.00	Public Works	473,625.13	Balance January 1, 1988	284,127.38
Sewers and Sewage Processing	45,000.00	Buildings and Grounds	26,041.17	Collected in 1988	264,864.32
Garbage and Trash Disposal		Library and Education	20,571.25	Cancelled, Abated or Adjusted 1988	18,645.29
Public Buildings and Grounds	54,275.00	Conservation		Transfers to Tax Title Liens or Foreclosed	617.77
Other Public Works		All Other		Balance December 31, 1988	
HEALTH and WELFARE		CAPITAL DEBT AUTHORIZED, DECEMBER 31, 1988		TAX TITLE LIENS OUTSTANDING	
Health Services Except Environmental	36,553.00	ISSUED AND UNISSUED		Balance January 1, 1988	2,437.50
Welfare-Public Assistance	34,350.00	School	4,630,000	Transfer From Taxes	925.36
Hospitals, Clinics, First Aid		Self-liquidating	159,750	Redeemed in 1988	
Animal, Insect, & Rodent Control		Other	4,242,000	Cancelled, Abated or Adjusted (1988)	
Other Welfare Services		Total	9,031,750	Transfers to Foreclosed Property	
RECREATION and CONSERVATION		ISSUED AND OUTSTANDING		Balance December 31, 1988	3,362.86
Beaches and Boardwalks		School	4,630,000.00	PROPERTY ACQUIRED BY DEED OR FORECLOSURE	
Parks, Playgrounds, Shade Trees	4,700.00	Self-Liquidating	159,750.00	Balance January 1, 1988	396,200.00
Land Reclamation & Conservation		Other	1,008,000.00	Transfers From Taxes or Liens	
Other Recreational Services	76,466.20	Total	5,797,750.00	Sale for Cash (1988)	
EDUCATION (excluding schools)		EQUALIZED VALUATION BASIS		Cancelled, Abated or Adjusted (1988)	
Libraries	43,340.00	FOR NET DEBT COMPUTATION	676,901,609	Balance December 31, 1988	396,200.00
Other Educational Services		REAL PROPERTY VALUATIONS		CURRENT FINANCES DECEMBER 31, 1988	
STATUTORY EXPENDITURES		Code Class # of Parcels % VAL'N	ASSESSED VALUATION	ASSETS	
Pensions & F. I. C. A.	620,431.00	1 Vacant Land 150 .55	1,552,800.00	Cash Dec. 31, 1988	698,765.20
Employee Fringe Benefits	2,077.83	2 Residential 4923 78.10	222,466,000.00	Taxes Receivable	435,827.08
Other Statutory Expenditures	100.00	3 Farm		Tax Title Liens	3,362.86
CETA And Other Public Employment Programs		4a Commercial 216 12.59	35,875,400.00	Foreclosed Property	396,200.00
MUNICIPAL FUNCTIONS TOTAL	5,523,549.02	4b Industrial 4 .22	625,400.00	Emergencies & Other Deferred Charges	20,292.20
CAPITAL IMPROVEMENTS *MEMO*	58,000.00	4c Apartments 27 8.54	24,322,100.00	State and Federal Aid Receivable	2,236.49
DEBT SERVICE		Total 5320	284,841,700.00	Other Receivables	37,281.36
Principal Payments	365,000.00	Land Area 2.70 Sq. Miles		Total	1,593,965.19
Interest Payments	297,780.50	Net Valuation Taxable-Municipal	285,699,475	LIABILITIES, RESERVES, AND SURPLUS	
DEFERRED CHARGES	38,563.81	Net Valuation Taxable-County	680,322,496	Cash Liabilities	445,626.35
SCHOOL, COUNTY, SPECIAL DISTRICT TAXES	12,955,819.24	State Equalized Valuation	807,317,854	Reserves for Receivables	872,671.30
RESERVE FOR UNCOLLECTED TAXES	606,101.35	State Equalization Ratio	35.32	Surplus Dec. 31, 1988	275,667.54
EXPENDITURES TOTAL	19,791,813.92			Total	1,593,965.19

0507
 Population 1980 4,714
 Population 1988 4,945
 S & P Rating BBB
 Moody Rating AAA
 General Tax Rate Per \$100. 2.65
 State Equalized Tax Rate 2.05

NORTH WILDWOOD CITY - CAPE MAY CO.
Form of Government:
City Charter Act (P.L. 1899 c. 52)
Number of Members on Governing Body - 7

PER CAPITA:
 Gross Debt 1,730.87
 Net Debt 1,563.80
 Debt Service 232.45
 Total Tax Levy 2,213.80
 Municipal Expenditures 2,140.33
 PER CENT.
 Gross Debt 1.73
 Net Debt 1.56
 Tax Levy Collected 91.42
 Tax Levy Cancelled, Abated or Adjusted .03

EXPENDITURES		REVENUES-REALIZED		1988 PROPERTY TAX	
GENERAL GOVERNMENT				STATE EQUALIZED TAX RATE → .53	
Governing Body & Public Boards		1988 Property Taxes Collected	9,937,706.31	Local District School Taxes	2,790,542.00
Municipal Clerk		1988 Payments in Lieu of Taxes		Regional & Consolidated School Tax	
Financial Administration	117,750.98	Delinquent Tax & Lien Collections	758,316.39	School Taxes in Municipal Budget	
Assessment of Taxes	259,550.84	Business Personalty Replacement Taxes	98,178.96	County Taxes	.41 2,196,755.86
Collection of Taxes	92,012.94	Taxes from Public Utilities	429,215.00	County Library Taxes	.02 126,188.71
Planning, Housing & Development	10,700.00	Other Miscellaneous Tax Revenues		Local Municipal Purpose Taxes	1.08 5,729,357.23
Human Resources	54,233.53	State Aid Revenues	147,434.16	Veteran & Senior Citizen Taxes	95,550.00
Elections	1,000.00	Federal Aid Revenues		Total Taxes for Rate Computation	2.04 10,938,893.35
General Administration (other)	1,001,224.65	State and Local Fiscal Assistance Act Utilized	2,160.00	Special District Taxes	
JUDICIARY		Sale of Acquired Property		Bank Corp. Taxes	21,918.45
Municipal Courts	97,234.65	Other Miscellaneous Revenues		Added and Omitted Taxes	82,002.39
PUBLIC SAFETY		Total	14,339,934.76	Total Taxes Levied - ABSTRACT	10,947,264.69
Fire Protection	337,242.20	Prior Years Surplus Appropriated	850,000.00	Total Taxes Billed	10,925,346.24
Police Protection	1,354,223.30	REVENUES TOTAL	15,239,934.76	1988 TAXES COLLECTED	9,987,706.31
Civil Defense & Disaster Control	7,940.00	Reserve For Uncollected Taxes	1,072,985.72	1988 Taxes Cancelled, Abated or Adjusted	3,229.34
Environmental Inspection & Control	102,644.44			Transfer to Tax Title Liens or Foreclosed	6,641.33
Other Public Safety				Balance Outstanding Dec. 31, 1988	927,769.26
PUBLIC WORKS		CAPITAL OUTLAY TOTAL	2,007,845.62	PRIOR YEARS TAXES OUTSTANDING	
Streets and Drainage	346,391.40	Public Enterprises		Balance January 1, 1988	822,010.51
Sewers and Sewage Processing	2,069,318.99	Recreation—Culture	25,538.17	Collected in 1988	711,337.56
Garbage and Trash Disposal	394,020.00	Public Works	1,339,637.15	Cancelled, Abated or Adjusted 1988	73,096.36
Public Buildings and Grounds	209,132.12	Buildings and Grounds	642,670.30	Transfers to Tax Title Liens or Foreclosed	161.33
Other Public Works	51,000.00	Library and Education		Balance December 31, 1988	37,414.76
HEALTH and WELFARE		Conservation		TAX TITLE LIENS OUTSTANDING	
Health Services Except Environmental	11,541.06	All Other		Balance January 1, 1988	53,305.68
Welfare-Public Assistance	2,000.00			Transfer From Taxes	0,370.60
Hospitals, Clinics, First Aid		CAPITAL DEBT AUTHORIZED, DECEMBER 31, 1988		Redeemed in 1988	46,979.33
Animal, Insect, & Rodent Control	4,726.64	ISSUED AND UNISSUED		Cancelled, Abated or Adjusted (1988)	405.54
Other Welfare Services		School	700,000	Transfers to Foreclosed Property	
RECREATION and CONSERVATION		Self-liquidating		Balance December 31, 1988	12,791.41
Beaches and Boardwalks	219,554.80	Other	7,359,139	PROPERTY ACQUIRED BY DEED OR FORECLOSURE	
Parks, Playgrounds, Shade Trees		Total	3,559,139	Balance January 1, 1988	31,395.50
Land Reclamation & Conservation				Transfers From Taxes or Liens	
Other Recreational Services	179,423.71	ISSUED AND OUTSTANDING		Sole for Cash (1988)	
EDUCATION (excluding schools)		School	700,000.00	Cancelled, Abated or Adjusted (1988)	
Libraries		Self-Liquidating		Balance December 31, 1988	31,395.50
Other Educational Services		Other	7,590,000.00	CURRENT FINANCES DECEMBER 31, 1988	
STATUTORY EXPENDITURES		Total	3,290,000.00	ASSETS	
Pensions & F. I. C. A.	453,775.00	EQUALIZED VALUATION BASIS		Cash Dec. 31, 1988	2,271,173.92
Employee Fringe Benefits	342,000.00	FOR NET DEBT COMPUTATION	495,646,613	Taxes Receivable	965,184.02
Other Statutory Expenditures	25,000.00	REAL PROPERTY VALUATIONS		Tax Title Liens	12,791.41
CETA And Other Public Employment Programs		Code Class # of Parcels % VAL'N		Foreclosed Property	31,395.50
MUNICIPAL FUNCTIONS TOTAL	3,293,641.30	1 Vacant Land 301 2.16	8,340,970.00	Emergencies & Other Deferred Charges	225,000.00
CAPITAL IMPROVEMENTS *MEMO*	150,000.00	2 Residential 4533 65.34	266,942,381.00	State and Federal Aid Receivable	
DEBT SERVICE		3 Farm		Other Receivables	4,738.12
Principal Payments	645,000.00	4a Commercial 394 26.34	109,630,150.00	Total	3,510,782.97
Interest Payments	504,447.50	4b Industrial		LIABILITIES, RESERVES, AND SURPLUS	
		4c Apartments 139 5.66	23,115,400.00	Cash Liabilities	996,233.41
		Total 5367	403,523,901.00	Reserves for Receivables	1,012,241.16
DEFERRED CHARGES	67,866.00	Land Area 1.70 Sq. Miles		Surplus Dec. 31, 1988	1,502,308.40
SCHOOL, COUNTY, SPECIAL DISTRICT TAXES	5,113,436.57	Net Valuation Taxable-Municipal	409,685,654	Total	3,510,782.97
RESERVE FOR UNCOLLECTED TAXES	1,072,935.72	Net Valuation Taxable-County	504,367,346		
EXPENDITURES TOTAL	15,697,427.59	State Equalized Valuation	530,202,209		
		State Equalization Ratio	77.22		

0118
 Population 1980 7,795
 Population 1988 7,667
 S & P Rating
 Moody Rating AAA
 General Tax Rate Per \$100. 2.54
 State Equalized Tax Rate 2.36

NORTHFIELD CITY – ATLANTIC COUNTY
Form of Government:
City Charter Act (P.L. 1897 c. 30)
Number of Members on Governing Body – 7

PER CAPITA:
 Gross Debt 682.48
 Net Debt 675.67
 Debt Service 90.18
 Total Tax Levy 1,057.51
 Municipal Expenditures 621.83
 PER CENT:
 Gross Debt 1.66
 Net Debt 1.64
 Tax Levy Collected 98.53
 Tax Levy Cancelled, Abated or Adjusted .42

EXPENDITURES		REVENUES-REALIZED		1988 PROPERTY TAX	
GENERAL GOVERNMENT				STATE EQUALIZED TAX RATE	
Governing Body & Public Boards		1988 Property Taxes Collected	6,871,826.98	Local District School Taxes .74	2,514,313.50
Municipal Clerk		1988 Payments in Lieu of Taxes		Regional & Consolidated School Tax .45	1,540,451.40
Financial Administration	108,808.00	Delinquent Tax & Lien Collections	265,308.14	School Taxes in Municipal Budget	10,271.70
Assessment of Taxes	10,250.00	Business Personalty Replacement Taxes	93,912.60	County Taxes .45 *	1,524,502.42
Collection of Taxes		Taxes from Public Utilities	465,087.00	County Library Taxes	
Planning, Housing & Development	10,605.00	Other Miscellaneous Tax Revenues		Local Municipal Purpose Taxes .71	2,437,771.05
Human Resources	48,865.00	State Aid Revenues	95,139.13	Veteran & Senior Citizen Taxes	97,050.00
Elections	5,000.00	Federal Aid Revenues		Total Taxes for Rate Computation 2.35	8,124,360.07
General Administration (other)	368,891.98	State and Local Fiscal Assistance Act Utilized	572.00	Special District Taxes	
JUDICIARY		Sale of Acquired Property		Bank Corp. Taxes	
Municipal Courts	67,440.00	Other Miscellaneous Revenues	1,268,367.76	Added and Omitted Taxes	80,638.32
PUBLIC SAFETY		Total	9,060,213.61	Total Taxes Levied - ABSTRACT	8,107,948.39
Fire Protection	293,341.60	Prior Years Surplus Appropriated	400,000.00	Total Taxes Billed	6,974,453.10
Police Protection	739,657.00	REVENUES TOTAL	9,460,213.61	1988 TAXES COLLECTED	6,871,826.98
Civil Defense & Disaster Control	2,575.00	Reserve For Uncollected Taxes	272,931.50	1988 Taxes Cancelled, Abated or Adjusted	29,566.53
Environmental Inspection & Control	62,565.00			Transfer to Tax Title Liens or Foreclosed	8,481.66
Other Public Safety				Balance Outstanding Dec. 31, 1988	64,577.93
PUBLIC WORKS		CAPITAL OUTLAY TOTAL	131,957.45	PRIOR YEARS TAXES OUTSTANDING	
Streets and Drainage	466,075.00	Public Enterprises		Balance January 1, 1988	254,917.08
Sewers and Sewage Processing	420,147.00	Recreation—Culture		Collected in 1988	144,073.48
Garbage and Trash Disposal	364,353.00	Public Works	33,100.68	Cancelled, Abated or Adjusted 1988	3,120.00
Public Buildings and Grounds	120,275.00	Buildings and Grounds	78,309.84	Transfers to Tax Title Liens or Foreclosed	
Other Public Works	31,000.00	Library and Education	20,546.93	Balance December 31, 1988	107,723.60
HEALTH and WELFARE		Conservation		TAX TITLE LIENS OUTSTANDING	
Health Services Except Environmental	1,725.00	All Other		Balance January 1, 1988	61,117.58
Welfare-Public Assistance	2,500.00			Transfer From Taxes	8,481.66
Hospitals, Clinics, First Aid	5,418.00	CAPITAL DEBT AUTHORIZED, DECEMBER 31, 1988		Redeemed in 1988	2,427.28
Animal, Insect, & Rodent Control	5,650.00	ISSUED AND UNISSUED GROSS DEBT NET DEBT		Cancelled, Abated or Adjusted (1988)	
Other Welfare Services		School 52,195		Transfers to Foreclosed Property	
RECREATION and CONSERVATION		Self-liquidating		Balance December 31, 1988	67,171.96
Beaches and Boardwalks		Other 5,180,400	5,180,400	PROPERTY ACQUIRED BY DEED OR FORECLOSURE	
Parks, Playgrounds, Shade Trees	28,000.00	Total 5,232,595	5,180,400	Balance January 1, 1988	155,471.66
Land Reclamation & Conservation				Transfers From Taxes or Liens	
Other Recreational Services	22,800.00	ISSUED AND OUTSTANDING		Sale for Cash (1988)	
EDUCATION (excluding schools)		School 52,195.21		Cancelled, Abated or Adjusted (1988)	
Libraries	106,377.00	Self-Liquidating		Balance December 31, 1988	155,471.66
Other Educational Services		Other 5,156,800.00	5,208,995.21	CURRENT FINANCES DECEMBER 31, 1988	
STATUTORY EXPENDITURES		Total	5,208,995.21	ASSETS	
Pensions & F. I. C. A.	235,050.00	EQUALIZED VALUATION BASIS FOR NET DEBT COMPUTATION	315,036,457	Cash Dec. 31, 1988	983,621.86
Employee Fringe Benefits	186,266.00	REAL PROPERTY VALUATIONS		Taxes Receivable	172,301.53
Other Statutory Expenditures	16,000.00	Code Class # of Parcels % VAL'N		Tax Title Liens	67,171.96
CETA And Other Public Employment Programs		1 Vacant Land 328 5.92	18,647,700.00	Foreclosed Property	155,471.66
MUNICIPAL FUNCTIONS TOTAL	3,779,634.53	2 Residential 2602 70.08	220,731,200.00	Emergencies & Other Deferred Charges	62,000.00
CAPITAL IMPROVEMENTS *MEMO*	20,000.00	3 Farm 4 .11	347,300.00	State and Federal Aid Receivable	1,887.67
DEBT SERVICE		4a Commercial 174 23.73	74,749,900.00	Other Receivables	
Principal Payments	405,000.00	4b Industrial 1 .07	210,600.00	Total	1,442,454.68
Interest Payments	286,412.33	4c Apartments 2 .09	283,000.00	LIABILITIES, RESERVES, AND SURPLUS	
TYPE I SCHL DEBT *MEMO	13,025.00	Total 3111	315,019,700.00	Cash Liabilities	504,168.77
DEFERRED CHARGES	23,573.76	Land Area 3.50 Sq. Miles		Reserves for Receivables	387,438.24
SCHOOL, COUNTY, SPECIAL DISTRICT TAXES	5,589,539.02	Net Valuation Taxable-Municipal	316,615,675	Surplus Dec. 31, 1988	550,847.67
RESERVE FOR UNCOLLECTED TAXES	272,931.50	Net Valuation Taxable-County	321,342,682	Total	1,442,454.68
EXPENDITURES TOTAL	10,357,096.19	State Equalized Valuation	341,349,750		
		State Equalization Ratio	92.72		

1987/3000

* ABOVE DEBT SERVICE INCLUDES TYPE I SCHOOL DEBT

*Includes County Health Service Taxes or County Vocational School Taxes. See Table 13.

0240
 Population 1980 5,046
 Population 1988 4,831
 S & P Rating
 Moody Rating A
 General Tax Rate Per \$100 2.10
 State Equalized Tax Rate 1.64

NORTHVALE BOROUGH — BERGEN COUNTY
Form of Government:
Borough Council
Number of Members on Governing Body — 6

PER CAPITA:
 Gross Debt 674.35
 Net Debt 674.35
 Debt Service 87.96
 Total Tax Levy 1,518.81
 Municipal Expenditures 707.21
 PER CENT
 Gross Debt .83
 Net Debt .83
 Tax Levy Collected 98.18
 Tax Levy Cancelled, Abated or Adjusted .03

EXPENDITURES		REVENUES-REALIZED		1988 PROPERTY TAX	
GENERAL GOVERNMENT				STATE EQUALIZED TAX RATE —→ .53	
Governing Body & Public Boards		1988 Property Taxes Collected	7,201,821.30	Local District School Taxes	2,354,951.50
Municipal Clerk		1988 Payments in Lieu of Taxes		Regional & Consolidated School Tax	1,302,378.53
Financial Administration	39,000.00	Delinquent Tax & Lien Collections	35,803.22	School Taxes in Municipal Budget	
Assessment of Taxes	13,250.00	Business Personalty Replacement Taxes	205,392.63	County Taxes	1,083,139.04
Collection of Taxes	36,550.00	Taxes from Public Utilities	370,230.00	County Library Taxes	
Planning, Housing & Development	36,050.00	Other Miscellaneous Tax Revenues		Local Municipal Purpose Taxes	2,043,304.17
Human Resources	49,124.29	State Aid Revenues	65,493.07	Veteran & Senior Citizen Taxes	52,450.00
Elections	1,900.00	Federal Aid Revenues		Total Taxes for Rate Computation	7,342,223.24
General Administration (other)	324,530.00	State and Local Fiscal Assistance Act Utilized	1,531.40	Special District Taxes	
JUDICIARY		Sale of Acquired Property		Bank Corp. Taxes	17,442.01
Municipal Courts	54,050.00	Other Miscellaneous Revenues	374,644.50	Added and Omitted Taxes	30,166.32
PUBLIC SAFETY		Total	8,305,021.67	Total Taxes Levied - ABSTRACT	7,337,381.57
Fire Protection	96,892.60	Prior Years Surplus Appropriated	203,716.31	Total Taxes Billed	7,335,280.93
Police Protection	675,506.06	REVENUES TOTAL	8,513,738.43	1988 TAXES COLLECTED	7,201,821.80
Civil Defense & Disaster Control	500.00	Reserve For Uncollected Taxes	148,075.11	1988 Taxes Cancelled, Abated or Adjusted	5,504.10
Environmental Inspection & Control	38,155.00	CAPITAL OUTLAY TOTAL	632,046.03	Transfer to Tax Title Liens or Foreclosed	224.70
Other Public Safety				Balance Outstanding Dec. 31, 1988	127,730.33
PUBLIC WORKS				PRIOR YEARS TAXES OUTSTANDING	
Streets and Drainage	290,500.00	Public Enterprises		Balance January 1, 1988	98,060.63
Sewers and Sewage Processing	189,512.00	Recreation—Culture		Collected in 1988	35,803.22
Garbage and Trash Disposal	567,000.00	Public Works	126,415.29	Cancelled, Abated or Adjusted 1988	191.09
Public Buildings and Grounds	5,000.00	Buildings and Grounds	505,630.74	Transfers to Tax Title Liens or Foreclosed	
Other Public Works	17,500.00	Library and Education		Balance December 31, 1988	12,066.32
HEALTH and WELFARE		Conservation		TAX TITLE LIENS OUTSTANDING	
Health Services Except Environmental	12,970.00	All Other		Balance January 1, 1988	1,971.54
Welfare-Public Assistance	3,200.00	CAPITAL DEBT AUTHORIZED, DECEMBER 31, 1988		Transfer From Taxes	224.70
Hospitals, Clinics, First Aid	13,151.00	ISSUED AND UNISSUED		Redeemed in 1988	
Animal, Insect, & Rodent Control		School		Cancelled, Abated or Adjusted (1988)	
Other Welfare Services		Self-liquidating		Transfers to Foreclosed Property	
RECREATION and CONSERVATION		Other	3,257,308	Balance December 31, 1988	2,196.24
Beaches and Boardwalks		Total	3,257,308	PROPERTY ACQUIRED BY DEED OR FORECLOSURE	
Parks, Playgrounds, Shade Trees	1,050.00	ISSUED AND OUTSTANDING		Balance January 1, 1988	6,635.00
Land Reclamation & Conservation	1,610.55	School		Transfers From Taxes or Liens	
Other Recreational Services	20,200.00	Self-Liquidating		Sale for Cash (1988)	
EDUCATION (excluding schools)		Other		Cancelled, Abated or Adjusted (1988)	
Libraries	38,000.00	Total	2,338,775.00	Balance December 31, 1988	6,635.00
Other Educational Services	11,000.00	EQUALIZED VALUATION BASIS		CURRENT FINANCES DECEMBER 31, 1988	
STATUTORY EXPENDITURES		FOR NET DEBT COMPUTATION	393,822,631	ASSETS	
Pensions & F. I. C. A.	184,672.59	REAL PROPERTY VALUATIONS		Cash Dec. 31, 1988	395,163.71
Employee Fringe Benefits	100,000.00	Code Class # of Parcels % VAL'N		Taxes Receivable	139,796.70
Other Statutory Expenditures	4,000.00	1 Vacant Land 94 1.50	5,219,600.00	Tax Title Liens	2,196.24
CETA And Other Public Employment Programs		2 Residential 1334 57.56	199,844,900.00	Foreclosed Property	6,635.00
MUNICIPAL FUNCTIONS		3 Farm		Emergencies & Other Deferred Charges	168,438.80
CAPITAL IMPROVEMENTS		4a Commercial 79 12.50	43,398,100.00	State and Federal Aid Receivable	987.82
DEBT SERVICE		4b Industrial 49 28.44	98,735,700.00	Other Receivables	10,876.21
Principal Payments	320,000.00	4c Apartments		Total	724,094.48
Interest Payments	104,935.27	Total	1606	LIABILITIES, RESERVES, AND SURPLUS	
DEFERRED CHARGES		Land Area 1.30 Sq. Miles		Cash Liabilities	308,195.93
SCHOOL, COUNTY, SPECIAL DISTRICT TAXES		Net Valuation Taxable-Municipal	347,862,603	Reserves for Receivables	159,504.15
RESERVE FOR UNCOLLECTED TAXES		Net Valuation Taxable-County	431,317,933	Surplus Dec. 31, 1988	256,394.40
EXPENDITURES		State Equalized Valuation	444,424,911	Total	724,094.48
TOTAL		State Equalization Ratio	78.24		

0241
 Population 1980 4,413
 Population 1988 4,647
 S & P Rating A
 Maady Rating A

General Tax Rate Per \$100. 2.13
 State Equalized Tax Rate 1.39

NORWOOD BOROUGH - BERGEN COUNTY
Form of Government:
Borough Council
Number of Members on Governing Body - 6

PER CAPITA:
 Gross Debt 686.33
 Net Debt 664.81
 Debt Service 84.73
 Total Tax Levy 1,502.38
 Municipal Expenditures 630.73

PER CENT:
 Gross Debt .77
 Net Debt .75
 Tax Levy Collected 98.53
 Tax Levy Cancelled, Abated or Adjusted .42

EXPENDITURES		REVENUES-REALIZED		1988 PROPERTY TAX	
GENERAL GOVERNMENT		STATE EQUALIZED TAX RATE		Local District School Taxes .49	
Governing Body & Public Boards		1988 Property Taxes Collected	5,871,826.98	Regional & Consolidated School Tax .34	2,461,060.00
Municipal Clerk		1988 Payments in Lieu of Taxes		School Taxes in Municipal Budget	1,696,191.30
Financial Administration	24,503.00	Delinquent Tax & Lien Collections	146,500.76	County Taxes .22	1,097,190.47
Assessment of Taxes	17,316.00	Business Personalty Replacement Taxes	61,562.92	County Library Taxes	
Collection of Taxes	3,600.00	Taxes from Public Utilities	510,441.00	Local Municipal Purpose Taxes .33	1,620,940.00
Planning, Housing & Development	23,921.02	Other Miscellaneous Tax Revenues		Veteran & Senior Citizen Taxes	41,550.00
Human Resources	34,617.40	State Aid Revenues	49,228.66	Total Taxes for Rate Computation 1.38	6,916,931.77
Elections		Federal Aid Revenues		Special District Taxes	
General Administration (other)	277,313.00	State and Local Fiscal Assistance Act Utilized		Bank Corp. Taxes	25,554.61
JUDICIARY		Sale of Acquired Property		Added and Omitted Taxes	80,638.32
Municipal Courts	19,745.00	Other Miscellaneous Revenues	239,772.71	Total Taxes Levied - ABSTRACT	6,981,574.70
PUBLIC SAFETY		Total	7,879,333.03	Total Taxes Billed	6,974,453.10
Fire Protection	114,039.60	Prior Years Surplus Appropriated	450,000.00	1988 TAXES COLLECTED	6,871,826.98
Police Protection	721,316.46	REVENUES TOTAL	8,329,333.03	1988 Taxes Cancelled, Abated or Adjusted	29,566.53
Civil Defense & Disaster Control		Reserve For Uncollected Taxes	276,064.64	Transfer to Tax Title Liens or Foreclosed	8,481.66
Envrinmental Inspection & Control	65,566.00	CAPITAL OUTLAY TOTAL	131,957.45	Balance Outstanding Dec. 31, 1988	64,577.93
Other Public Safety				PRIOR YEARS TAXES OUTSTANDING	
PUBLIC WORKS				Balance January 1, 1988	254,917.08
Streets and Drainage	296,500.00	Public Enterprises		Collected in 1988	144,073.48
Sewers and Sewage Processing	188,431.41	Recreation—Culture		Cancelled, Abated or Adjusted 1988	3,120.00
Garbage and Trash Disposal	74,414.00	Public Works	33,100.68	Transfers to Tax Title Liens or Foreclosed	
Public Buildings and Grounds	20,110.00	Buildings and Grounds	78,309.84	Balance December 31, 1988	107,723.60
Other Public Works	16,245.00	Library and Education	20,546.93	TAX TITLE LIENS OUTSTANDING	
HEALTH and WELFARE		Conservation		Balance January 1, 1988	61,117.58
Health Services Except Environmental	26,508.00	All Other		Transfer From Taxes	8,481.66
Welfare-Public Assistance	5,850.00			Redeemed in 1988	2,427.28
Hospitals, Clinics, First Aid				Cancelled, Abated or Adjusted (1988)	
Animal, Insect, & Rodent Control				Transfers to Foreclosed Property	
Other Welfare Services				Balance December 31, 1988	67,171.96
RECREATION and CONSERVATION				PROPERTY ACQUIRED BY DEED OR FORECLOSURE	
Beaches and Boardwalks				Balance January 1, 1988	155,471.66
Parks, Playgrounds, Shade Trees	7,500.00			Transfers From Taxes or Liens	
Land Reclamation & Conservation	25,250.00			Sale for Cash (1988)	
Other Recreational Services	15,550.00			Cancelled, Abated or Adjusted (1988)	
EDUCATION (excluding schools)				Balance December 31, 1988	155,471.66
Libraries	29,350.00			CURRENT FINANCES DECEMBER 31, 1988	
Other Educational Services				ASSETS	
STATUTORY EXPENDITURES				Cash Dec. 31, 1988	762,399.71
Pensions & F. I. C. A.	152,838.87			Taxes Receivable	172,301.53
Employee Fringe Benefits	63,455.00			Tax Title Liens	67,171.96
Other Statutory Expenditures	2,000.00			Foreclosed Property	155,471.66
CETA And Other Public Employment Programs				Emergencies & Other Deferred Charges	40,096.44
MUNICIPAL FUNCTIONS TOTAL	2,226,539.76			State and Federal Aid Receivable	
CAPITAL IMPROVEMENTS *MEMO*	14,350.00			Other Receivables	2,968.40
DEBT SERVICE				Total	1,200,409.70
Principal Payments	260,000.00			LIABILITIES, RESERVES, AND SURPLUS	
Interest Payments	133,962.59			Cash Liabilities	196,499.92
DEFERRED CHARGES	34,449.64			Reserves for Receivables	397,913.55
SCHOOL, COUNTY, SPECIAL DISTRICT TAXES	5,254,441.77			Surplus Dec. 31, 1988	605,996.23
RESERVE FOR UNCOLLECTED TAXES	276,064.64			Total	1,200,409.70
EXPENDITURES TOTAL	8,185,458.40				

0716
 Population 1980 28,998
 Population 1988 28,959
 S & P Rating A+
 Moody Rating A1

General Tax Rate Per \$100. 7.72
 State Equalized Tax Rate 2.24

NUTLEY TOWNSHIP - ESSEX COUNTY
Form of Government:
Commission (1911)
Number of Members on Governing Body - 5

PER CAPITA:
 Gross Debt 300.95
 Net Debt 281.72
 Debt Service 31.18
 Total Tax Levy 1,332.72
 Municipal Expenditures 613.70

PER CENT
 Gross Debt .62
 Net Debt .53
 Tax Levy Collected 98.37
 Tax Levy Cancelled, Abated or Adjusted .65

EXPENDITURES		REVENUES-REALIZED		1988 PROPERTY TAX	
GENERAL GOVERNMENT				STATE EQUALIZED TAX RATE	
Governing Body & Public Boords	7,710.13	1988 Property Taxes Collected	37,944,476.94	Local District School Taxes	.39 15,234,768.50
Municipal Clerk	109,000.00	1988 Payments in Lieu of Taxes	50,364.96	Regional & Consolidated School Tax	
Financial Administration	186,100.00	Delinquent Tax & Lien Collections	371,444.68	School Taxes in Municipal Budget	
Assessment of Taxes	80,771.39	Business Personality Replacement Taxes	500,193.96	County Taxes	.63 10,843,006.88
Collection of Taxes	118,000.00	Taxes from Public Utilities	1,730,090.00	County Library Taxes	
Planning, Housing & Development	33,034.37	Other Miscellaneous Tax Revenues		Local Municipal Purpose Taxes	.71 12,197,763.17
Human Resources	220,476.06	State Aid Revenues	450,032.29	Veteran & Senior Citizen Taxes	319,250.00
Elections		Federal Aid Revenues		Total Taxes for Rate Computation	2.23 38,594,988.55
General Administration (other)	980,374.11	State and Local Fiscal Assistance Act Utilized		Special District Taxes	
JUDICIARY		Sole of Acquired Property		Bank Corp. Taxes	55,594.87
Municipal Courts	119,559.91	Other Miscellaneous Revenues	1,689,271.92	Added and Omitted Taxes	263,016.03
PUBLIC SAFETY		Total	42,835,879.75	Total Taxes Levied - ABSTRACT	33,594,349.45
Fire Protection	1,150,996.45	Prior Years Surplus Appropriated	1,200,000.00	Total Taxes Billed	38,574,913.35
Police Protection	2,834,809.34	REVENUES TOTAL	44,035,379.75	1988 TAXES COLLECTED	37,944,476.94
Civil Defense & Disaster Control	17,620.00	Reserve For Uncollected Taxes	1,623,011.44	1988 Taxes Cancelled, Abated or Adjusted	251,400.07
Environmental Inspection & Control	190,021.96	CAPITAL OUTLAY TOTAL	1,790,416.40	Transfer to Tax Title Liens or Foreclosed	2,408.64
Other Public Safety	6,946.95			Balance Outstanding Dec. 31, 1988	376,627.70
PUBLIC WORKS				PRIOR YEARS TAXES OUTSTANDING	
Streets and Drainage	739,951.76	Public Enterprises		Balance January 1, 1988	350,882.19
Sewers and Sewage Processing	1,073,937.77	Recreation—Culture		Collected in 1988	350,882.19
Garbage and Trash Disposol	2,500,000.00	Public Works	3,925.00	Cancelled, Abated or Adjusted 1988	
Public Buildings and Grounds	243,400.00	Buildings and Grounds	1,736,491.40	Transfers to Tax Title Liens or Foreclosed	
Other Public Works	82,076.29	Library and Education		Balance December 31, 1988	
HEALTH and WELFARE		Conservation		TAX TITLE LIENS OUTSTANDING	
Health Services Except Environmental	313,843.00	All Other		Balance January 1, 1988	33,195.23
Welfare-Public Assistance	33,826.00	CAPITAL DEBT AUTHORIZED, DECEMBER 31, 1988		Transfer From Taxes	2,408.64
Hospitals, Clinics, First Aid		ISSUED AND UNISSUED		Redeemed in 1988	20,562.49
Animal, Insect, & Rabent Control	7,000.00	School	463,000	Cancelled, Abated or Adjusted (1988)	
Other Welfare Services		Self-liquidating	53,500	Transfers to Foreclosed Property	
RECREATION and CONSERVATION		Other	8,198,700	Balance December 31, 1988	15,041.43
Beaches and Boardwalks		Total	8,715,200	PROPERTY ACQUIRED BY DEED OR FORECLOSURE	
Parks, Playgrounds, Shode Trees	595,900.00	ISSUED AND OUTSTANDING		Balance January 1, 1988	31,747.00
Land Reclamotion & Conservation	224,253.24	School	463,000.00	Transfers From Taxes or Liens	
Other Recreational Services	108,700.00	Self-Liquidating	53,500.00	Sale for Cosh (1988)	
EDUCATION (excluding schools)		Other	6,773,500.00	Cancelled, Abated or Adjusted (1988)	
Libraries	469,427.75	Total	7,290,000.00	Balance December 31, 1988	31,747.00
Other Educational Services		EQUALIZED VALUATION BASIS		CURRENT FINANCES DECEMBER 31, 1988	
STATUTORY EXPENDITURES		FOR NET DEBT COMPUTATION	1,404,172,167	ASSETS	
Pensions & F. I. C. A.	1,338,839.26	REAL PROPERTY VALUATIONS		Cosh Dec. 31, 1988	3,605,819.48
Employee Fringe Benefits	699,000.00	Code Class # of Parcels % VAL'N		Taxes Receivable	376,627.70
Other Stotutory Expenditures	13,000.00	1 Vacant Land 222 .41	1,996,300.00	Tox Title Liens	15,041.43
CETA And Other Public Employment Programs		2 Residential 7322 69.65	342,737,100.00	Foreclosed Property	31,747.00
MUNICIPAL FUNCTIONS TOTAL	14,549,105.74	3 Farm		Emergencies & Other Deferred Charges	1,694.19
CAPITAL IMPROVEMENTS *MEMO*	100,000.00	4a Commercial 453 8.70	42,819,700.00	Stote and Federal Aid Receivable	876,476.41
DEBT SERVICE		4b Industriol 52 14.82	72,946,900.00	Other Receivables	344,559.78
Principal Payments	365,000.00	4c Aportments 72 6.42	31,609,400.00	Total	5,251,965.99
Interest Payments	537,376.00	Total 8121	492,159,400.00	LIABILITIES, RESERVES, AND SURPLUS	
DEFERRED CHARGES	836,923.60	Land Area 3.40 Sq. Miles		Cash Liabilities	1,172,538.67
SCHOOL, COUNTY, SPECIAL DISTRICT TAXES	26,077,975.38	Net Valuation Taxable-Municipal	496,268,100	Reserves for Receivables	767,975.91
RESERVE FOR UNCOLLECTED TAXES	1,623,011.44	Net Valuation Taxable-County	1,406,591,544	Surplus Dec. 31, 1988	3,311,451.41
EXPENDITURES TOTAL	43,994,917.16	State Equalized Valuation	1,701,795,489	Total	5,251,965.99
		State Equalization Ratio	28.99		

Population 1980 13,443
 Population 1988 12,716
 S & P Rating A
 Moody Rating A1

General Tax Rate Per \$100.

1.75

State Equalized Tax Rate

1.74

Form of Government:

Borough Council

Number of Members on Governing Body - 6

PER CAPITA:

Gross Debt 598.43
 Net Debt 345.01
 Debt Service 58.06
 Total Tax Levy 1,454.87
 Municipal Expenditures 546.88

PER CENT:

Gross Debt .86
 Net Debt .50
 Tax Levy Collected 97.90
 Tax Levy Cancelled, Abated or Adjusted .23

EXPENDITURES		REVENUES-REALIZED		1988 PROPERTY TAX	
GENERAL GOVERNMENT				STATE EQUALIZED TAX RATE	
Governing Body & Public Boards		1988 Property Taxes Collected	18,115,261.00	Local District School Taxes	.76 8,060,824.60
Municipal Clerk		1988 Payments in Lieu of Taxes	7,574.00	Regional & Consolidated School Tax	.34 3,545,956.51
Financial Administration	122,596.00	Delinquent Tax & Lien Collections	283,176.00	School Taxes in Municipal Budget	
Assessment of Taxes	51,705.00	Business Personalty Replacement Taxes	139,196.00	County Taxes	.20 2,103,577.72
Collection of Taxes	62,600.00	Taxes from Public Utilities	792,140.00	County Library Taxes	
Planning, Housing & Development	75,439.00	Other Miscellaneous Tax Revenues		Local Municipal Purpose Taxes	.44 4,695,578.72
Human Resources	31,538.00	State Aid Revenues	140,343.00	Veteran & Senior Citizen Taxes	
Elections	3,800.00	Federal Aid Revenues		Total Taxes for Rate Computation	1.74 18,487,037.55
General Administration (other)	1,031,858.00	State and Local Fiscal Assistance Act Utilized	1,983.00	Special District Taxes	
JUDICIARY		Sale of Acquired Property		Bank Corp. Taxes	31,115.00
Municipal Courts	99,740.00	Other Miscellaneous Revenues		Added and Omitted Taxes	63,100.00
PUBLIC SAFETY		Total	20,327,678.00	Total Taxes Levied - ABSTRACT	18,500,152.55
Fire Protection	72,942.00	Prior Years Surplus Appropriated	177,000.00	Total Taxes Billed	18,503,892.00
Police Protection	1,505,832.00	REVENUES TOTAL	20,504,678.00	1988 TAXES COLLECTED	18,115,261.00
Civil Defense & Disaster Control	3,700.00	Reserve For Uncollected Taxes	874,196.00	1988 Taxes Cancelled, Abated or Adjusted	42,600.00
Environmental Inspection & Control	64,655.00	CAPITAL OUTLAY TOTAL	598,905.00	Transfer to Tax Title Liens or Foreclosed	3,860.00
Other Public Safety				Balance Outstanding Dec. 31, 1988	342,171.00
PUBLIC WORKS				PRIOR YEARS TAXES OUTSTANDING	
Streets and Drainage	545,201.00	Public Enterprises	8,028.00	Balance January 1, 1988	321,149.00
Sewers and Sewage Processing		Recreation—Culture	26,542.00	Collected in 1988	283,176.00
Garbage and Trash Disposal	330,000.00	Public Works	506,757.00	Cancelled, Abated or Adjusted 1988	18,257.00
Public Buildings and Grounds	149,970.00	Buildings and Grounds	52,578.00	Transfers to Tax Title Liens or Foreclosed	728.00
Other Public Works	45,560.00	Library and Education	5,000.00	Balance December 31, 1988	18,988.00
HEALTH and WELFARE		Conservation		TAX TITLE LIENS OUTSTANDING	
Health Services Except Environmental	119,627.00	All Other		Balance January 1, 1988	22,986.00
Welfare-Public Assistance	3,814.00			Transfer From Taxes	4,671.00
Hospitals, Clinics, First Aid				Redeemed in 1988	
Animal, Insect, & Rodent Control				Cancelled, Abated or Adjusted (1988)	
Other Welfare Services				Transfers to Foreclosed Property	
RECREATION and CONSERVATION				Balance December 31, 1988	27,657.00
Beaches and Boardwalks				PROPERTY ACQUIRED BY DEED OR FORECLOSURE	
Parks, Playgrounds, Shade Trees	16,670.00			Balance January 1, 1988	564,050.00
Land Reclamation & Conservation	850.00			Transfers From Taxes or Liens	
Other Recreational Services	97,594.00			Sale for Cash (1988)	
EDUCATION (excluding schools)				Cancelled, Abated or Adjusted (1988)	
Libraries	314,207.00			Balance December 31, 1988	564,050.00
Other Educational Services				CURRENT FINANCES DECEMBER 31, 1988	
STATUTORY EXPENDITURES				ASSETS	
Pensions & F. I. C. A.	455,355.00			Cash Dec. 31, 1988	1,082,378.00
Employee Fringe Benefits				Taxes Receivable	361,159.00
Other Statutory Expenditures				Tax Title Liens	27,657.00
CETA And Other Public Employment Programs				Foreclosed Property	564,050.00
MUNICIPAL FUNCTIONS TOTAL	5,205,313.00			Emergencies & Other Deferred Charges	101,600.00
CAPITAL IMPROVEMENTS *MEMO*	25,000.00			State and Federal Aid Receivable	975.00
DEBT SERVICE				Other Receivables	411,576.00
Principal Payments	488,000.00			Total	2,549,395.00
Interest Payments	250,344.00			LIABILITIES, RESERVES, AND SURPLUS	
DEFERRED CHARGES				Cash Liabilities	667,846.00
SCHOOL, COUNTY, SPECIAL DISTRICT TAXES	136,305.00			Reserves for Receivables	1,364,442.00
RESERVE FOR UNCOLLECTED TAXES	874,196.00			Surplus Dec. 31, 1988	517,107.00
EXPENDITURES TOTAL	20,664,516.83			Total	2,549,395.00

0426
 Population 1980 4,251
 Population 1988 4,192
 S & P Rating
 Maady Rating
 General Tax Rate Per \$100. 6.40
 State Equalized Tax Rate 2.56

OAKLYN BOROUGH - CAMDEN COUNTY
Form of Government:
Borough Council
Number of Members on Governing Body - 6

PER CAPITA:
 Grass Debt 170.35
 Net Debt 108.65
 Debt Service 37.90
 Total Tax Levy 747.63
 Municipal Expenditures 362.67
 PER CENT:
 Grass Debt .67
 Net Debt .43
 Tax Levy Collected 93.22
 Tax Levy Cancelled, Abated or Adjusted .10

EXPENDITURES		REVENUES-REALIZED		1988 PROPERTY TAX	
GENERAL GOVERNMENT				STATE EQUALIZED TAX RATE	
Governing Body & Public Boards		1988 Property Taxes Collected	3,067,105.47	Local District School Taxes	1.04
Municipal Clerk		1988 Payments in Lieu of Taxes		Regional & Consolidated School Tax	
Financial Administration	13,500.00	Delinquent Tax & Lien Collections	73,415.75	School Taxes in Municipal Budget	
Assessment of Taxes	84,265.00	Business Personalty Replacement Taxes	26,706.83	County Taxes	.93
Collection of Taxes	30,750.00	Taxes from Public Utilities	218,626.00	County Library Taxes	.02
Planning, Housing & Development	3,066.00	Other Miscellaneous Tax Revenues		Local Municipal Purpose Taxes	.57
Human Resources		State Aid Revenues	74,557.33	Veteran & Senior Citizen Taxes	
Elections		Federal Aid Revenues		Total Taxes for Rate Computation	2.56
General Administration (other)	168,761.12	State and Local Fiscal Assistance Act Utilized		Special District Taxes	
JUDICIARY		Sale of Acquired Property		Bank Corp. Taxes	12,563.86
Municipal Courts	20,300.11	Other Miscellaneous Revenues	293,274.23	Added and Omitted Taxes	19,302.82
PUBLIC SAFETY		Total	3,753,685.71	Total Taxes Levied - ABSTRACT	3,134,290.14
Fire Protection	44,328.56	Prior Years Surplus Appropriated	295,450.00	Total Taxes Billed	3,122,341.99
Police Protection	261,321.54	REVENUES TOTAL	4,049,135.71	1988 TAXES COLLECTED	3,067,105.47
Civil Defense & Disaster Control	3,550.00	Reserve For Uncollected Taxes	101,450.00	1988 Taxes Cancelled, Abated or Adjusted	3,097.62
Environmental Inspection & Control	13,325.00			Transfer to Tax Title Liens or Foreclosed	
Other Public Safety		CAPITAL OUTLAY TOTAL	123,572.83	Balance Outstanding Dec. 31, 1988	52,638.90
PUBLIC WORKS				PRIOR YEARS TAXES OUTSTANDING	
Streets and Drainage	103,945.25	Public Enterprises		Balance January 1, 1988	72,977.66
Sewers and Sewage Processing	56,234.25	Recreation—Culture		Collected in 1988	70,865.57
Garbage and Trash Disposal	255,500.00	Public Works	30,207.12	Cancelled, Abated or Adjusted 1988	155.31
Public Buildings and Grounds	44,675.00	Buildings and Grounds	33,365.76	Transfers to Tax Title Liens or Foreclosed	1,956.73
Other Public Works		Library and Education		Balance December 31, 1988	
HEALTH and WELFARE		Conservation		TAX TITLE LIENS OUTSTANDING	
Health Services Except Environmental		All Other		Balance January 1, 1988	107.54
Welfare-Public Assistance	4,737.50			Transfer From Taxes	2,460.18
Hospitals, Clinics, First Aid		CAPITAL DEBT AUTHORIZED, DECEMBER 31, 1988		Redeemed in 1988	2,550.18
Animal, Insect, & Radent Control		ISSUED AND UNISSUED		Cancelled, Abated or Adjusted (1988)	
Other Welfare Services	700.00	School	236,000	Transfers to Foreclosed Property	
RECREATION and CONSERVATION		Self-liquidating		Balance December 31, 1988	17.54
Beaches and Boardwalks		Other	478,100	PROPERTY ACQUIRED BY DEED OR FORECLOSURE	
Parks, Playgrounds, Shade Trees	5,196.00	Total	714,100	Balance January 1, 1988	227.00
Land Reclamation & Conservation				Transfers From Taxes or Liens	
Other Recreational Services	9,059.43	ISSUED AND OUTSTANDING		Sale for Cash (1988)	
EDUCATION (excluding schools)		School	236,000.00	Cancelled, Abated or Adjusted (1988)	
Libraries	20,126.00	Self-Liquidating	473,100.00	Balance December 31, 1988	227.00
Other Educational Services		Other	714,100.00	CURRENT FINANCES DECEMBER 31, 1988	
STATUTORY EXPENDITURES		Total		ASSETS	
Pensions & F. I. C. A.	75,752.69	EQUALIZED VALUATION BASIS		Cash Dec. 31, 1988	1,044,494.96
Employee Fringe Benefits	36,500.00	FOR NET DEBT COMPUTATION	107,042,111	Taxes Receivable	52,638.90
Other Statutory Expenditures	2,000.00	REAL PROPERTY VALUATIONS		Tax Title Liens	17.54
CETA And Other Public Employment Programs		Code Class # of Parcels % VAL'N		Foreclosed Property	227.00
MUNICIPAL FUNCTIONS TOTAL	1,258,143.45	1 Vacant Land 65 .73	352,300.00	Emergencies & Other Deferred Charges	75,000.00
CAPITAL IMPROVEMENTS *MEMO*	7,585.00	2 Residential 1297 80.90	39,099,200.00	State and Federal Aid Receivable	
DEBT SERVICE		3 Farm		Other Receivables	186,487.40
Principal Payments	120,334.00	4a Commercial 78 12.34	5,962,900.00	Total	1,358,865.80
Interest Payments	38,532.92	4b Industrial 3 .51	243,900.00	LIABILITIES, RESERVES, AND SURPLUS	
		4c Apartments 17 5.52	2,667,900.00	Cash Liabilities	641,017.32
		Total 1460	48,331,200.00	Reserves for Receivables	239,370.84
DEFERRED CHARGES	1,860.72	Land Area .63 Sq. Miles		Surplus Dec. 31, 1988	478,477.64
SCHOOL, COUNTY, SPECIAL DISTRICT TAXES	2,416,823.46	Net Valuation Taxable-Municipal	48,485,211	Total	1,358,865.80
RESERVE FOR UNCOLLECTED TAXES	101,450.00	Net Valuation Taxable-County	109,333,372		
EXPENDITURES TOTAL	3,937,144.55	State Equalized Valuation	120,921,627		
		State Equalization Ratio	40.02		

OCEAN TOWNSHIP - MONMOUTH COUNTY

Form of Government:

Council-Manager Plan A (OMCL 50)

Number of Members on Governing Body - 5

PER CAPITA:

Gross Debt **638.98**
 Net Debt **422.56**
 Debt Service **62.16**
 Total Tax Levy **1,231.58**
 Municipal Expenditures **496.10**

PER CENT:

Gross Debt **1.19**
 Net Debt **.79**
 Tax Levy Collected **97.22**
 Tax Levy Cancelled, Abated or Adjusted **97.40**

1337
 Population 1980 **23,570**
 Population 1988 **24,335**
 S & P Rating
 Moody Rating **AAA**
 General Tax Rate Per \$100. **3.35**
 State Equalized Tax Rate **1.71**

EXPENDITURES		REVENUES-REALIZED		1988 PROPERTY TAX	
GENERAL GOVERNMENT				STATE EQUALIZED TAX RATE	
Governing Body & Public Boards	27,000.00	1988 Property Taxes Collected	29,130,082.62	Local District School Taxes	
Municipal Clerk	87,433.00	1988 Payments in Lieu of Taxes	26,819.30	Regional & Consolidated School Tax	.96
Financial Administration	154,254.00	Delinquent Tax & Lien Collections	610,747.20	School Taxes in Municipal Budget	
Assessment of Taxes	93,139.00	Business Personalty Replacement Taxes	152,845.64	County Taxes	.35
Collection of Taxes	37,278.00	Taxes from Public Utilities	1,520,103.00	County Library Taxes	.01
Planning, Housing & Development	184,813.00	Other Miscellaneous Tax Revenues		Local Municipal Purpose Taxes	.40
Human Resources	52,144.00	State Aid Revenues	222,808.54	Veteran & Senior Citizen Taxes	
Elections	6,590.00	Federal Aid Revenues		Total Taxes for Rate Computation	1.72
General Administration (other)	1,743,564.00	State and Local Fiscal Assistance Act Utilized	3,711.65	Special District Taxes	
JUDICIARY	119,914.00	Sale of Acquired Property		Bank Corp. Taxes	
Municipal Courts		Other Miscellaneous Revenues	1,934,853.51	Added and Omitted Taxes	
PUBLIC SAFETY		Total	33,651,971.96	Total Taxes Levied - ABSTRACT	29,970,587.33
Fire Protection		Prior Years Surplus Appropriated	2,210,000.00	Total Taxes Billed	29,964,083.31
Police Protection	2,549,674.62	REVENUES	35,861,971.96	1988 TAXES COLLECTED	29,130,082.62
Civil Defense & Disaster Control	1,620.00	Reserve For Uncollected Taxes	358,277.33	1988 Taxes Cancelled, Abated or Adjusted	29,185,273.02
Environmental Inspection & Control	162,239.00	CAPITAL OUTLAY	568,901.80	Transfer to Tax Title Liens or Foreclosed	934.60
Other Public Safety		TOTAL	568,901.80	Balance Outstanding Dec. 31, 1988	777,875.61
PUBLIC WORKS	1,047,903.00	Public Enterprises		PRIOR YEARS TAXES OUTSTANDING	
Streets and Drainage		Recreation—Culture	3,400.00	Balance January 1, 1988	615,480.14
Sewers and Sewage Processing	74,934.00	Public Works	278,028.42	Collected in 1988	606,571.39
Garbage and Trash Disposal	1,259,393.00	Buildings and Grounds	287,473.38	Cancelled, Abated or Adjusted 1988	1,350.29
Public Buildings and Grounds	501,327.00	Library and Education		Transfers to Tax Title Liens or Foreclosed	41.56
Other Public Works	115,205.00	Conservation		Balance December 31, 1988	7,516.90
HEALTH and WELFARE	130,217.00	All Other		TAX TITLE LIENS OUTSTANDING	
Health Services Except Environmental		CAPITAL DEBT AUTHORIZED, DECEMBER 31, 1988		Balance January 1, 1988	3,681.26
Welfare-Public Assistance	29,213.00	ISSUED AND UNISSUED	GROSS DEBT	Transfer From Taxes	1,009.48
Hospitals, Clinics, First Aid		School	5,106,630	Redeemed in 1988	4,175.81
Animal, Insect, & Rodent Control	10,000.00	Self-liquidating		Cancelled, Abated or Adjusted (1988)	
Other Welfare Services	49,262.00	Other	10,442,940	Transfers to Foreclosed Property	
RECREATION and CONSERVATION	1,000.00	Total	15,549,570	Balance December 31, 1988	514.93
Beaches and Boardwalks		ISSUED AND OUTSTANDING		PROPERTY ACQUIRED BY DEED OR FORECLOSURE	
Parks, Playgrounds, Shade Trees	4,000.00	School	5,106,630.13	Balance January 1, 1988	539,484.31
Land Reclamation & Conservation	269,247.00	Self-Liquidating		Transfers From Taxes or Liens	
Other Recreational Services		Other	8,309,000.00	Sale for Cash (1988)	
EDUCATION (excluding schools)	35,600.00	Total	13,415,630.13	Cancelled, Abated or Adjusted (1988)	
Libraries		EQUALIZED VALUATION BASIS	1,302,553,624	Balance December 31, 1988	539,484.31
Other Educational Services		FOR NET DEBT COMPUTATION		CURRENT FINANCES DECEMBER 31, 1988	
STATUTORY EXPENDITURES	722,837.00	REAL PROPERTY VALUATIONS		ASSETS	
Pensions & F. I. C. A.		Code Class # of Parcels % VAL'N	ASSESSED VALUATION	Cash Dec. 31, 1988	6,008,129.09
Employee Fringe Benefits		1 Vacant Land 1096 4.44	37,014,000.00	Taxes Receivable	785,392.51
Other Statutory Expenditures		2 Residential 6351 72.76	606,918,200.00	Tax Title Liens	514.93
CETA And Other Public Employment Programs	9,520,530.62	3 Farm 9 .16	1,316,700.00	Foreclosed Property	539,484.31
MUNICIPAL FUNCTIONS	TOTAL	4a Commercial 324 16.34	136,260,200.00	Emergencies & Other Deferred Charges	82,000.00
CAPITAL IMPROVEMENTS	*MEMO*	4b Industrial 7 .34	2,847,300.00	State and Federal Aid Receivable	88,184.55
DEBT SERVICE		4c Apartments 14 5.97	49,771,200.00	Other Receivables	135,233.65
Principal Payments	845,000.00	Total	834,127,600.00	Total	7,638,939.04
Interest Payments	667,658.75	Land Area 11.20 Sq. Miles		LIABILITIES, RESERVES, AND SURPLUS	
DEFERRED CHARGES	181,000.00	Net Valuation Taxable-Municipal	836,887,720	Cash Liabilities	3,036,789.01
SCHOOL, COUNTY, SPECIAL DISTRICT TAXES	22,627,050.00	Net Valuation Taxable-County	1,356,485,623	Reserves for Receivables	1,460,625.40
RESERVE FOR UNCOLLECTED TAXES	858,277.38	State Equalized Valuation	1,632,552,226	Surplus Dec. 31, 1988	3,141,524.63
EXPENDITURES	TOTAL	State Equalization Ratio	51.18	Total	7,638,939.04

1520
Population 1980 3,731
Population 1988 4,291
S & P Rating
Moody Rating

General Tax Rate Per \$100. 2.33
State Equalized Tax Rate 1.62

OCEAN TOWNSHIP – OCEAN COUNTY
Form of Government:
Township Committee
Number of Members on Governing Body – 3

PER CAPITA		PER CENT:	
Gross Debt	286.43	Gross Debt	.46
Net Debt	114.66	Net Debt	.18
Debt Service	10.02	Tax Levy Collected	94.63
Total Tax Levy	1,327.15	Tax Levy Cancelled, Abated or Adjusted	.36
Municipal Expenditures	578.72		

EXPENDITURES		REVENUES-REALIZED		1988 PROPERTY TAX	
GENERAL GOVERNMENT				STATE EQUALIZED TAX RATE 1.07	
Governing Body & Public Boards		1988 Property Taxes Collected	5,330,565.47	Local District School Taxes	3,665,747.00
Municipal Clerk		1988 Payments in Lieu of Taxes		Regional & Consolidated School Tax	
Financial Administration	53,133.20	Delinquent Tax & Lien Collections	219,890.07	School Taxes in Municipal Budget	
Assessment of Taxes	36,250.00	Business Personalty Replacement Taxes	12,623.92	County Taxes	.33 *
Collection of Taxes	36,492.00	Taxes from Public Utilities	491,516.00	County Library Taxes	.02
Planning, Housing & Development	70,200.00	Other Miscellaneous Tax Revenues		Local Municipal Purpose Taxes	.21
Human Resources	17,049.32	State Aid Revenues	27,334.74	Veteran & Senior Citizen Taxes	
Elections	1,000.00	Federal Aid Revenues		Total Taxes for Rate Computation	1.63
General Administration (other)	267,409.76	State and Local Fiscal Assistance Act Utilized	3,331.92	Special District Taxes	
JUDICIARY		Sale of Acquired Property	5,519.43	Bank Corp. Taxes	10,739.18
Municipal Courts	32,002.00	Other Miscellaneous Revenues	533,040.51	Added and Omitted Taxes	99,717.60
PUBLIC SAFETY		Total	6,724,427.11	Total Taxes Levied - ABSTRACT	5,694,316.22
Fire Protection	45,764.00	Prior Years Surplus Appropriated	900,000.00	Total Taxes Billed	5,685,383.46
Police Protection	500,252.92	REVENUES TOTAL	7,624,427.11	1988 TAXES COLLECTED	5,380,565.47
Civil Defense & Disaster Control	1,535.00	Reserve For Uncollected Taxes	461,045.12	1988 Taxes Cancelled, Abated or Adjusted	20,512.70
Environmental Inspection & Control	14,320.00			Transfer to Tax Title Liens or Foreclosed	9,724.05
Other Public Safety				Balance Outstanding Dec 31, 1988	275,031.24
PUBLIC WORKS		CAPITAL OUTLAY TOTAL	39,417.93	PRIOR YEARS TAXES OUTSTANDING	
Streets and Drainage	227,600.00	Public Enterprises		Balance January 1, 1988	222,406.32
Sewers and Sewage Processing		Recreation—Culture		Collected in 1988	215,024.61
Garbage and Trash Disposal	306,500.00	Public Works	39,043.90	Cancelled, Abated or Adjusted 1988	561.59
Public Buildings and Grounds	33,141.00	Buildings and Grounds	374.03	Transfers to Tax Title Liens or Foreclosed	954.19
Other Public Works	20,000.00	Library and Education		Balance December 31, 1988	5,366.43
HEALTH and WELFARE		Conservation		TAX TITLE LIENS OUTSTANDING	
Health Services Except Environmental	7,261.97	All Other		Balance January 1, 1988	24,297.73
Welfare-Public Assistance	12,050.00			Transfer From Taxes	10,834.47
Hospitals, Clinics, First Aid		CAPITAL DEBT AUTHORIZED, DECEMBER 31, 1988		Redeemed in 1988	4,365.46
Animal, Insect, & Rodent Control	4,500.00	ISSUED AND UNISSUED		Cancelled, Abated or Adjusted (1988)	
Other Welfare Services		School	714,000	Transfers to Foreclosed Property	
RECREATION and CONSERVATION		Self-Liquidating		Balance December 31, 1988	30,266.74
Beaches and Boardwalks	14,700.00	Other	515,296	PROPERTY ACQUIRED BY DEED OR FORECLOSURE	
Parks, Playgrounds, Shade Trees	500.00	Total	1,229,296	Balance January 1, 1988	839,600.00
Land Reclamation & Conservation	46,100.00	ISSUED AND OUTSTANDING		Transfers From Taxes or Liens	
Other Recreational Services	200.00	School	714,000.00	Sale for Cash (1988)	
EDUCATION (excluding schools)		Self-Liquidating		Cancelled, Abated or Adjusted (1988)	
Libraries	6,500.00	Other	223,032.00	Balance December 31, 1988	839,600.00
Other Educational Services		Total	937,032.00	CURRENT FINANCES DECEMBER 31, 1988	
STATUTORY EXPENDITURES		EQUALIZED VALUATION BASIS		ASSETS	
Pensions & F. I. C. A.	86,334.00	FOR NET DEBT COMPUTATION	266,642,159	Cash Dec. 31, 1988	3,112,849.67
Employee Fringe Benefits	110,000.00	REAL PROPERTY VALUATIONS		Taxes Receivable	280,947.67
Other Statutory Expenditures	5,404.03	Code Class # of Parcels % VAL'N		Tax Title Liens	30,266.74
CETA And Other Public Employment Programs		1 Vacant Land 1273 11.14	21,405,844.00	Foreclosed Property	839,600.00
MUNICIPAL FUNCTIONS TOTAL	1,956,854.81	2 Residential 2642 31.96	153,071,630.00	Emergencies & Other Deferred Charges	22,400.00
CAPITAL IMPROVEMENTS *MEMO*	25,000.00	3 Farm 2	9,600.00	State and Federal Aid Receivable	54,634.47
DEBT SERVICE		4a Commercial 77 6.65	12,330,700.00	Other Receivables	57,377.00
Principal Payments	30,000.00	4b Industrial 2 .24	467,600.00	Total	4,396,625.55
Interest Payments	12,977.87	4c Apartments		LIABILITIES, RESERVES, AND SURPLUS	
		Total 3996	192,865,374.00	Cash Liabilities	2,070,361.42
DEFERRED CHARGES	22,400.00	Land Area 20.62 Sq. Miles		Reserves for Receivables	1,208,691.61
SCHOOL, COUNTY, SPECIAL DISTRICT TAXES	4,878,350.10	Net Valuation Taxable-Municipal	193,762,161	Surplus Dec 31, 1988	1,119,572.52
RESERVE FOR UNCOLLECTED TAXES	461,045.12	Net Valuation Taxable-County	266,264,621	Total	4,398,625.55
EXPENDITURES TOTAL	7,361,637.90	State Equalized Valuation	343,038,660		
		State Equalization Ratio	56.37		

0508

Population 1980 13,949
 Population 1988 15,562
 S & P Rating A-
 Moody Rating AAA

General Tax Rate Per \$100.

1.69

State Equalized Tax Rate

1.37

OCEAN CITY CITY - CAPE MAY COUNTY

Form of Government:

Mayor-Council Plan D (OMCL 50)

Number of Members on Governing Body - 7

PER CAPITA:

Gross Debt 2,406.29
 Net Debt 1,798.03
 Debt Service 161.06
 Total Tax Levy 2,155.90
 Municipal Expenditures 1,381.40

PER CENT:

Gross Debt 1.75
 Net Debt 1.31
 Tax Levy Collected 97.24
 Tax Levy Cancelled, Abated or Adjusted .20

EXPENDITURES		REVENUES-REALIZED		1988 PROPERTY TAX	
GENERAL GOVERNMENT				STATE EQUALIZED TAX RATE → .42	
Governing Body & Public Boards	147,833.02	1988 Property Taxes Collected		Local District School Taxes	10,074,299.70
Municipal Clerk	157,323.88	1988 Payments in Lieu of Taxes		Regional & Consolidated School Tax	
Financial Administration	158,360.13	Delinquent Tax & Lien Collections		School Taxes in Municipal Budget	119,000.00
Assessment of Taxes	118,423.89	Business Personalty Replacement Taxes		County Taxes	9,440,324.87
Collection of Taxes	168,904.53	Taxes from Public Utilities		County Library Taxes	
Planning, Housing & Development	113,798.84	Other Miscellaneous Tax Revenues		Local Municipal Purpose Taxes	13,633,552.57
Human Resources	359,690.19	State Aid Revenues		Veteran & Senior Citizen Taxes	141,700.00
Elections		Federal Aid Revenues		Total Taxes for Rate Computation	1.37 33,408,877.14
General Administration (other)	3,527,261.06	State and Local Fiscal Assistance Act Utilized		Special District Taxes	
JUDICIARY		Sale of Acquired Property		Bank Corp. Taxes	29,448.13
Municipal Courts	206,036.66	Other Miscellaneous Revenues		Added and Omitted Taxes	253,548.72
PUBLIC SAFETY		Total		Total Taxes Levied - ABSTRACT	33,550,173.99
Fire Protection	1,972,273.94	Prior Years Surplus Appropriated		Total Taxes Billed	33,517,369.34
Police Protection	3,315,352.45	REVENUES		1988 TAXES COLLECTED	32,591,181.34
Civil Defense & Disaster Control	44,023.74	Reserve For Uncollected Taxes		1988 Taxes Cancelled, Abated or Adjusted	68,401.17
Environmental Inspection & Control	632,297.07	CAPITAL OUTLAY		Transfer to Tax Title Liens or Foreclosed	7,602.73
Other Public Safety		TOTAL		Balance Outstanding Dec. 31, 1988	850,184.10
PUBLIC WORKS				PRIOR YEARS TAXES OUTSTANDING	
Streets and Drainage	1,361,126.58	Public Enterprises		Balance January 1, 1988	675,399.70
Sewers and Sewage Processing	82,772.00	Recreation—Culture		Collected in 1988	663,454.73
Garbage and Trash Disposal	1,369,119.79	Public Works		Cancelled, Abated or Adjusted 1988	4,332.84
Public Buildings and Grounds		Buildings and Grounds		Transfers to Tax Title Liens or Foreclosed	3,621.20
Other Public Works		Library and Education		Balance December 31, 1988	3,990.93
HEALTH and WELFARE		Conservation		TAX TITLE LIENS OUTSTANDING	
Health Services Except Environmental		All Other		Balance January 1, 1988	3,973.75
Welfare-Public Assistance	24,000.00	CAPITAL DEBT AUTHORIZED, DECEMBER 31, 1988		Transfer From Taxes	11,596.89
Hospitals, Clinics, First Aid		ISSUED AND UNISSUED		Redeemed in 1988	1,440.38
Animal, Insect, & Rodent Control	36,174.76	GROSS DEBT		Cancelled, Abated or Adjusted (1988)	
Other Welfare Services		NET DEBT		Transfers to Foreclosed Property	
RECREATION and CONSERVATION				Balance December 31, 1988	14,130.26
Beaches and Boardwalks	180,435.30	School		PROPERTY ACQUIRED BY DEED OR FORECLOSURE	
Parks, Playgrounds, Shade Trees	336,407.33	Self-liquidating		Balance January 1, 1988	261,176.00
Land Reclamation & Conservation	113,003.37	Other		Transfers From Taxes or Liens	
Other Recreational Services	931,137.93	Total		Sale for Cash (1988)	
EDUCATION (excluding schools)				Cancelled, Abated or Adjusted (1988)	
Libraries	409,877.00	ISSUED AND OUTSTANDING		Balance December 31, 1988	261,176.00
Other Educational Services		School		CURRENT FINANCES DECEMBER 31, 1988	
STATUTORY EXPENDITURES		Self-liquidating		ASSETS	
Pensions & F. I. C. A.	1,497,228.74	Other		Cash Dec. 31, 1988	3,761,588.61
Employee Fringe Benefits		Total		Taxes Receivable	854,175.03
Other Statutory Expenditures	54,191.65	EQUALIZED VALUATION BASIS		Tax Title Liens	14,130.26
CETA And Other Public Employment Programs		FOR NET DEBT COMPUTATION		Foreclosed Property	261,176.00
MUNICIPAL FUNCTIONS		REAL PROPERTY VALUATIONS		Emergencies & Other Deferred Charges	566,776.98
CAPITAL IMPROVEMENTS				State and Federal Aid Receivable	25,353.19
DEBT SERVICE				Other Receivables	143,724.04
Principal Payments	1,233,762.47	Code Class # of Parcels % VAL'N		Total	5,626,924.11
Interest Payments	1,222,660.60	1 Vacant Land 1571 3.48		LIABILITIES, RESERVES, AND SURPLUS	
TYPE I SCHL DEBT *MEMO	119,000.00	2 Residential 13075 37.98		Cash Liabilities	2,417,694.75
DEFERRED CHARGES		3 Farm		Reserves for Receivables	1,273,205.33
SCHOOL, COUNTY, SPECIAL DISTRICT TAXES	223,808.75	4a Commercial 457 6.64		Surplus Dec. 31, 1988	1,936,024.03
SCHOOL, COUNTY, SPECIAL DISTRICT TAXES		4b Industrial 3 .02		Total	5,626,924.11
RESERVE FOR UNCOLLECTED TAXES		4c Apartments 67 1.39			
EXPENDITURES		Total 15173			
TOTAL	41,130,920.34	Land Area 5.93 Sq. Miles			
		Net Valuation Taxable-Municipal			
		Net Valuation Taxable-County			
		State Equalized Valuation			
		State Equalization Ratio			

1521

Population 1980 1,385
Population 1988 1,482
S & P Rating
Moody Rating

General Tax Rate Per \$100. 3.33
State Equalized Tax Rate 1.55

OCEAN GATE BOROUGH - OCEAN COUNTY

Form of Government:

Borough Council

Number of Members on Governing Body - 6

PER CAPITA:

Gross Debt 1,424.86
Regional & Consolidated School Tax 925.80
Net Debt 9.73
Debt Service 1,012.71
Total Tax Levy 521.03
Municipal Expenditures

PER CENT:

Gross Debt 2.33
Net Debt 1.67
Tax Levy Collected 94.15
Tax Levy Cancelled, Abated or Adjusted

EXPENDITURES		REVENUES-REALIZED		1988 PROPERTY TAX	
GENERAL GOVERNMENT				STATE EQUALIZED TAX RATE	
Governing Body & Public Boards		1988 Property Taxes Collected	1,413,072.32	Local District School Taxes .43	463,035.00
Municipal Clerk		1988 Payments in Lieu of Taxes		Regional & Consolidated School Tax .32	311,875.23
Financial Administration	10,353.95	Delinquent Tax & Lien Collections	31,272.39	School Taxes in Municipal Budget	
Assessment of Taxes	5,035.76	Business Personalty Replacement Taxes	2,976.23	County Taxes .33 *	317,159.95
Collection of Taxes	16,550.00	Taxes from Public Utilities	99,263.00	County Library Taxes .02	20,639.27
Planning, Housing & Development	5,145.61	Other Miscellaneous Tax Revenues		Local Municipal Purpose Taxes .39	376,750.00
Human Resources		State Aid Revenues	14,539.29	Veteran & Senior Citizen Taxes	33,300.00
Elections		Federal Aid Revenues		Total Taxes for Rate Computation 1.54	1,522,759.46
General Administration (other)	113,041.12	State and Local Fiscal Assistance Act Utilized		Special District Taxes	
JUDICIARY		Sale of Acquired Property		Bank Corp Taxes	
Municipal Courts	16,139.46	Other Miscellaneous Revenues	137,831.70	Added and Omitted Taxes	11,331.76
PUBLIC SAFETY		Total	1,799,007.93	Total Taxes Levied - ABSTRACT	1,500,341.22
Fire Protection	6,842.54	Prior Years Surplus Appropriated	44,261.75	Total Taxes Billed	1,500,341.22
Police Protection	175,347.18	REVENUES TOTAL	1,843,271.73	1988 TAXES COLLECTED	1,413,072.32
Civil Defense & Disaster Control		Reserve For Uncollected Taxes	35,719.13	1988 Taxes Cancelled, Abated or Adjusted	
Environmental Inspection & Control	1,259.96	CAPITAL OUTLAY TOTAL	46,223.87	Transfer to Tax Title Liens or Foreclosed	
Other Public Safety				Balance Outstanding Dec. 31, 1988	37,768.90
PUBLIC WORKS				PRIOR YEARS TAXES OUTSTANDING	
Streets and Drainage	47,223.53	Public Enterprises	4,236.94	Balance January 1, 1988	79,511.59
Sewers and Sewage Processing		Recreation—Culture		Collected in 1988	79,337.63
Garbage and Trash Disposal	88,000.00	Public Works		Cancelled, Abated or Adjusted 1988	
Public Buildings and Grounds	20,114.05	Buildings and Grounds	41,986.93	Transfers to Tax Title Liens or Foreclosed	
Other Public Works	22,477.00	Library and Education		Balance December 31, 1988	124.26
HEALTH and WELFARE		Conservation		TAX TITLE LIENS OUTSTANDING	
Health Services Except Environmental	250.00	All Other		Balance January 1, 1988	2,177.97
Welfare-Public Assistance	1,100.00	CAPITAL DEBT AUTHORIZED, DECEMBER 31, 1988		Transfer From Taxes	
Hospitals, Clinics, First Aid		ISSUED AND UNISSUED GROSS DEBT NET DEBT		Redeemed in 1988	1,334.76
Animal, Insect, & Rodent Control	354.40	School 93,083		Cancelled, Abated or Adjusted (1988)	
Other Welfare Services		Self-liquidating 1,834,301	1,237,792	Transfers to Foreclosed Property	
RECREATION and CONSERVATION		Other 134,250	134,250	Balance December 31, 1988	293.21
Beaches and Boardwalks	27,935.49	Total 2,111,635	1,372,042	PROPERTY ACQUIRED BY DEED OR FORECLOSURE	
Parks, Playgrounds, Shade Trees		ISSUED AND OUTSTANDING		Balance January 1, 1988	9,350.00
Land Reclamation & Conservation		School 93,083.32		Transfers From Taxes or Liens	
Other Recreational Services	4,700.00	Self-Liquidating 1,835,811.63		Sale for Cash (1988)	
EDUCATION (excluding schools)		Other 55,000.00		Cancelled, Abated or Adjusted (1988)	
Libraries		Total 1,983,395.45		Balance December 31, 1988	9,350.00
Other Educational Services		EQUALIZED VALUATION BASIS FOR NET DEBT COMPUTATION	73,218,339	CURRENT FINANCES DECEMBER 31, 1988	
STATUTORY EXPENDITURES		REAL PROPERTY VALUATIONS		ASSETS	
Pensions & F. I. C. A.	26,622.94	Code Class # of Parcels % VAL'N		Cash Dec. 31, 1988	505,794.02
Employee Fringe Benefits	20,000.00	1 Vacant Land 111 1.63	641,900.00	Taxes Receivable	87,393.16
Other Statutory Expenditures	100.00	2 Residential 983 95.28	36,448,453.00	Tax Title Liens	293.21
CETA And Other Public Employment Programs		3 Farm		Foreclosed Property	9,350.00
MUNICIPAL FUNCTIONS TOTAL	608,667.99	4a Commercial 18 3.04	1,162,700.00	Emergencies & Other Deferred Charges	42,774.04
CAPITAL IMPROVEMENTS *MEMO*		4b Industrial		State and Federal Aid Receivable	7,977.25
DEBT SERVICE		4c Apartments		Other Receivables	329.33
Principal Payments	14,500.00	Total 1112	38,253,053.00	Total	654,411.01
Interest Payments		Land Area .50 Sq. Miles		LIABILITIES, RESERVES, AND SURPLUS	
DEFERRED CHARGES	63,278.68	Net Valuation Taxable-Municipal	38,398,566	Cash Liabilities	475,577.20
SCHOOL, COUNTY, SPECIAL DISTRICT TAXES	1,112,709.46	Net Valuation Taxable-County	74,073,678	Reserves for Receivables	97,865.70
RESERVE FOR UNCOLLECTED TAXES	85,719.18	State Equalized Valuation	95,873,881	Surplus Dec. 31, 1988	80,968.11
EXPENDITURES TOTAL	1,884,875.31	State Equalization Ratio	39.96	Total	654,411.01

1333

OCEANPORT BOROUGH - MONMOUTH CO.

Form of Government:

Borough Council

Number of Members on Governing Body - 6

PER CAPITA:

Gross Debt

Net Debt

Debt Service

Total Tax Levy

Municipal Expenditures

248.40

168.95

21.49

1,081.65

474.09

PER CENT:

Gross Debt

Net Debt

Tax Levy Collected

Tax Levy Cancelled, Abated

or Adjusted

.44

.30

97.39

General Tax Rate Per \$100.

3.13

State Equalized Tax Rate

1.57

EXPENDITURES

REVENUES-REALIZED

1988 PROPERTY TAX

STATE EQUALIZED TAX RATE

Local District School Taxes

Regional & Consolidated School Tax

School Taxes in Municipal Budget

County Taxes

County Library Taxes

Local Municipal Purpose Taxes

Veteran & Senior Citizen Taxes

Total Taxes for Rate Computation

Special District Taxes

Bank Corp. Taxes

Added and Omitted Taxes

Total Taxes Levied - ABSTRACT

Total Taxes Billed

1988 TAXES COLLECTED

1988 Taxes Cancelled, Abated or Adjusted

Transfer to Tax Title Liens or Foreclosed

Balance Outstanding Dec. 31, 1988

PRIOR YEARS TAXES OUTSTANDING

Balance January 1, 1988

Collected in 1988

Cancelled, Abated or Adjusted 1988

Transfers to Tax Title Liens or Foreclosed

Balance December 31, 1988

TAX TITLE LIENS OUTSTANDING

Balance January 1, 1988

Transfer From Taxes

Redeemed in 1988

Cancelled, Abated or Adjusted (1988)

Transfers to Foreclosed Property

Balance December 31, 1988

PROPERTY ACQUIRED BY DEED OR

FORECLOSURE

Balance January 1, 1988

Transfers From Taxes or Liens

Sale for Cash (1988)

Cancelled, Abated or Adjusted (1988)

Balance December 31, 1988

CURRENT FINANCES DECEMBER 31, 1988

ASSETS

Cash Dec. 31, 1988

Taxes Receivable

Tax Title Liens

Foreclosed Property

Emergencies & Other Deferred Charges

State and Federal Aid Receivable

Other Receivables

Total

LIABILITIES, RESERVES, AND SURPLUS

Cash Liabilities

Reserves for Receivables

Surplus Dec. 31, 1988

Total

2,372,236.00

1,658,591.87

1,541,153.48

58,560.33

1,163,145.00

34,050.00

6,827,736.68

7,430.11

100,889.75

6,902,006.54

6,894,576.72

6,714,293.00

2,472.46

177,811.26

173,957.36

126,159.03

4,128.05

43,670.28

1,939.88

6,600.51

8,540.39

175,750.00

175,750.00

2,866,821.32

221,481.54

8,540.39

175,750.00

4,128.56

16,041.17

3,292,762.98

2,408,241.75

421,813.10

462,708.13

3,292,762.98

GENERAL GOVERNMENT

Governing Body & Public Boards

Municipal Clerk

Financial Administration

Assessment of Taxes

Collection of Taxes

Planning, Housing & Development

Human Resources

Elections

General Administration (other)

JUDICIARY

Municipal Courts

PUBLIC SAFETY

Fire Protection

Police Protection

Civil Defense & Disaster Control

Environmental Inspection & Control

Other Public Safety

PUBLIC WORKS

Streets and Drainage

Sewers and Sewage Processing

Garbage and Trash Disposal

Public Buildings and Grounds

Other Public Works

HEALTH and WELFARE

Health Services Except Environmental

Welfare-Public Assistance

Hospitals, Clinics, First Aid

Animal, Insect, & Rodent Control

Other Welfare Services

RECREATION and CONSERVATION

Beaches and Boardwalks

Parks, Playgrounds, Shade Trees

Land Reclamation & Conservation

Other Recreational Services

EDUCATION (excluding schools)

Libraries

Other Educational Services

STATUTORY EXPENDITURES

Pensions & F. I. C. A.

Employee Fringe Benefits

Other Statutory Expenditures

CETA And Other Public Employment Programs

MUNICIPAL FUNCTIONS

CAPITAL IMPROVEMENTS

DEBT SERVICE

Principal Payments

Interest Payments

DEFERRED CHARGES

SCHOOL, COUNTY, SPECIAL DISTRICT TAXES

RESERVE FOR UNCOLLECTED TAXES

EXPENDITURES

TOTAL

REVENUES-REALIZED

1988 Property Taxes Collected

1988 Payments in Lieu of Taxes

Delinquent Tax & Lien Collections

Business Personalty Replacement Taxes

Taxes from Public Utilities

Other Miscellaneous Tax Revenues

State Aid Revenues

Federal Aid Revenues

State and Local Fiscal Assistance Act Utilized

Sale of Acquired Property

Other Miscellaneous Revenues

Prior Years Surplus Appropriated

REVENUES

Reserve For Uncollected Taxes

CAPITAL OUTLAY

TOTAL

Public Enterprises

Recreation—Culture

Public Works

Buildings and Grounds

Library and Education

Conservation

All Other

CAPITAL DEBT AUTHORIZED, DECEMBER 31, 1988

ISSUED AND UNISSUED

GROSS DEBT

NET DEBT

School

Self-liquidating

Other

Total

ISSUED AND OUTSTANDING

School

Self-liquidating

Other

Total

EQUALIZED VALUATION BASIS

FOR NET DEBT COMPUTATION

REAL PROPERTY VALUATIONS

Code Class # of Parcels % VAL'N

1 Vacant Land 236 2.46

2 Residential 1747 72.40

3 Farm 1

4a Commercial 52 21.00

4b Industrial 1 4.06

4c Apartments 1 .07

Total 2038

Land Area 3.10 Sq. Miles

Net Valuation Taxable-Municipal

Net Valuation Taxable-County

State Equalized Valuation

State Equalization Ratio

6,714,293.00

126,159.03

35,697.20

374,141.00

90,844.73

1,065,385.32

8,456,520.33

430,000.00

8,886,520.33

336,453.13

208,693.51

5,876.75

153,512.66

49,304.10

507,000.00

808,160.00

1,315,160.00

507,000.00

154,425,400.00

2,300.00

44,796,900.00

8,667,700.00

153,500.00

213,291,600.00

213,893,327

368,607,769

432,978,780

49.33

STATE EQUALIZED TAX RATE

Local District School Taxes

Regional & Consolidated School Tax

School Taxes in Municipal Budget

County Taxes

County Library Taxes

Local Municipal Purpose Taxes

Veteran & Senior Citizen Taxes

Total Taxes for Rate Computation

Special District Taxes

Bank Corp. Taxes

Added and Omitted Taxes

Total Taxes Levied - ABSTRACT

Total Taxes Billed

1988 TAXES COLLECTED

1988 Taxes Cancelled, Abated or Adjusted

Transfer to Tax Title Liens or Foreclosed

Balance Outstanding Dec. 31, 1988

PRIOR YEARS TAXES OUTSTANDING

Balance January 1, 1988

Collected in 1988

Cancelled, Abated or Adjusted 1988

Transfers to Tax Title Liens or Foreclosed

Balance December 31, 1988

TAX TITLE LIENS OUTSTANDING

Balance January 1, 1988

Transfer From Taxes

Redeemed in 1988

Cancelled, Abated or Adjusted (1988)

Transfers to Foreclosed Property

Balance December 31, 1988

PROPERTY ACQUIRED BY DEED OR

FORECLOSURE

Balance January 1, 1988

Transfers From Taxes or Liens

Sale for Cash (1988)

Cancelled, Abated or Adjusted (1988)

Balance December 31, 1988

CURRENT FINANCES DECEMBER 31, 1988

ASSETS

Cash Dec. 31, 1988

Taxes Receivable

Tax Title Liens

Foreclosed Property

Emergencies & Other Deferred Charges

State and Federal Aid Receivable

Other Receivables

Total

LIABILITIES, RESERVES, AND SURPLUS

Cash Liabilities

Reserves for Receivables

Surplus Dec. 31, 1988

Total

2,372,236.00

1,658,591.87

1,541,153.48

58,560.33

1,163,145.00

34,050.00

6,827,736.68

7,430.11

100,889.75

6,902,006.54

6,894,576.72

6,714,293.00

2,472.46

177,811.26

173,957.36

126,159.03

4,128.05

43,670.28

1,939.88

6,600.51

8,540.39

175,750.00

175,750.00

2,866,821.32

221,481.54

8,540.39

175,750.00

4,128.56

16,0

1916

Population 1980 2,737
 Population 1988 2,617
 S & P Rating
 Moody Rating SAA

General Tax Rate Per \$100.

7.75

State Equalized Tax Rate

2.48

OGDENSBURG BORO. -- SUSSEX CO.

Form of Government:

Borough Council

Number of Members on Governing Body -- 6

PER CAPITA:

Gross Debt 1,493.67
 Net Debt 425.19
 Debt Service 50.17
 Total Tax Levy 1,026.69
 Municipal Expenditures 639.55

PER CENT:

Gross Debt 4.07
 Net Debt 1.16
 Tax Levy Collected 953.76
 Tax Levy Cancelled, Abated or Adjusted .57

EXPENDITURES		REVENUES-REALIZED		1988 PROPERTY TAX	
GENERAL GOVERNMENT				STATE EQUALIZED TAX RATE \rightarrow .79	
Governing Body & Public Boards		1988 Property Taxes Collected	2,573,024.30	Local District School Taxes	348,049.50
Municipal Clerk		1988 Payments in Lieu of Taxes		Regional & Consolidated School Tax	700,447.30
Financial Administration	36,771.00	Delinquent Tax & Lien Collections	119,889.53	School Taxes in Municipal Budget	
Assessment of Taxes	14,895.00	Business Personalty Replacement Taxes	34,393.96	County Taxes	* 423,471.54
Collection of Taxes	16,504.00	Taxes from Public Utilities	56,559.00	County Library Taxes	29,534.72
Planning, Housing & Development	10,175.00	Other Miscellaneous Tax Revenues		Local Municipal Purpose Taxes	649,520.02
Human Resources	18,519.70	State Aid Revenues	705,872.71	Veteran & Senior Citizen Taxes	25,550.00
Elections	1,300.00	Federal Aid Revenues		Total Taxes for Rate Computation	2,031,573.02
General Administration (other)	144,036.27	State and Local Fiscal Assistance Act Utilized		Special District Taxes	
JUDICIARY		Sale of Acquired Property	131,290.58	Bank Corp. Taxes	3,519.15
Municipal Courts	14,143.84	Other Miscellaneous Revenues	3,621,030.53	Added and Omitted Taxes	27,301.27
PUBLIC SAFETY		Total	3,621,030.53	Total Taxes Levied - ABSTRACT	2,686,343.50
Fire Protection	24,135.20	Prior Years Surplus Appropriated		Total Taxes Billed	268,369.34
Police Protection	195,435.19	REVENUES TOTAL	3,621,030.53	1988 TAXES COLLECTED	2,573,024.80
Civil Defense & Disaster Control	625.00	Reserve For Uncollected Taxes	118,967.60	1988 Taxes Cancelled, Abated or Adjusted	1,523.13
Environmental Inspection & Control	5,625.00	CAPITAL OUTLAY TOTAL	17,797.93	Transfer to Tax Title Liens or Foreclosed	4,020.39
Other Public Safety				Balance Outstanding Dec. 31, 1988	106,061.03
PUBLIC WORKS				PRIOR YEARS TAXES OUTSTANDING	
Streets and Drainage	105,214.00	Public Enterprises		Balance January 1, 1988	119,394.61
Sewers and Sewage Processing	15,200.00	Recreation—Culture		Collected in 1988	119,339.53
Garbage and Trash Disposal	197,365.00	Public Works	17,297.93	Cancelled, Abated or Adjusted 1988	3.12
Public Buildings and Grounds	26,030.00	Buildings and Grounds	500.00	Transfers to Tax Title Liens or Foreclosed	
Other Public Works		Library and Education		Balance December 31, 1988	1.96
HEALTH and WELFARE		Conservation		TAX TITLE LIENS OUTSTANDING	
Health Services Except Environmental	1,450.00	All Other		Balance January 1, 1988	912,294.79
Welfare-Public Assistance	100.00	CAPITAL DEBT AUTHORIZED, DECEMBER 31, 1988		Transfer From Taxes	4,020.33
Hospitals, Clinics, First Aid		ISSUED AND UNISSUED		Redeemed in 1988	
Animal, Insect, & Rodent Control	5,166.66	School	2,186,905	Cancelled, Abated or Adjusted (1988)	
Other Welfare Services		Self-liquidating	609,300	Transfers to Foreclosed Property	910,450.04
RECREATION and CONSERVATION		Other	1,112,723	Balance December 31, 1988	5,924.53
Beaches and Boardwalks		Total	3,903,929	PROPERTY ACQUIRED BY DEED OR FORECLOSURE	
Parks, Playgrounds, Shade Trees	14,990.19	ISSUED AND OUTSTANDING		Balance January 1, 1988	7,260,249.36
Land Reclamation & Conservation		School	2,186,905.53	Transfers From Taxes or Liens	910,450.04
Other Recreational Services	3,250.00	Self-Liquidating	437,900.00	Sale for Cash (1988)	
EDUCATION (excluding schools)		Other		Cancelled, Abated or Adjusted (1988)	
Libraries		Total	2,624,805.53	Balance December 31, 1988	3,170,700.00
Other Educational Services	350.00	EQUALIZED VALUATION BASIS		CURRENT FINANCES DECEMBER 31, 1988	
STATUTORY EXPENDITURES		FOR NET DEBT COMPUTATION	96,023,465	ASSETS	
Pensions & F. I. C. A.	42,767.00	REAL PROPERTY VALUATIONS		Cash Dec. 31, 1988	206,624.33
Employee Fringe Benefits	30,579.29	Code Class # of Parcels % VAL'N		Taxes Receivable	106,062.29
Other Statutory Expenditures	1.00	1 Vacant Land 102 3.30	1,130,050.00	Tax Title Liens	5,924.53
CETA And Other Public Employment Programs		2 Residential 777 35.98	29,405,000.00	Foreclosed Property	5,170,700.00
MUNICIPAL FUNCTIONS		3 Farm 6 .77	265,950.00	Emergencies & Other Deferred Charges	157,669.00
CAPITAL IMPROVEMENTS	38,000.00	4a Commercial 31 6.39	2,183,725.00	State and Federal Aid Receivable	10,981.52
DEBT SERVICE		4b Industrial 2 2.17	743,525.00	Other Receivables	52,549.06
Principal Payments	70,000.00	4c Apartments 7 1.37	470,000.00	Total	8,710,511.92
Interest Payments	61,293.94	Total 925	34,193,350.00	LIABILITIES, RESERVES, AND SURPLUS	
DEFERRED CHARGES	493,664.13	Land Area 2.20 Sq. Miles		Cash Liabilities	266,196.37
SCHOOL, COUNTY, SPECIAL DISTRICT TAXES	2,006,503.06	Net Valuation Taxable-Municipal	34,275,955	Reserves for Receivables	3,335,236.53
RESERVE FOR UNCOLLECTED TAXES	118,967.60	Net Valuation Taxable-County	30,363,896	Surplus Dec. 31, 1988	109,073.53
EXPENDITURES	3,680,232.06	State Equalized Valuation	1,07,047,733	Total	3,710,511.93
		State Equalization Ratio	31.97		

Population 1980 51,515
 Population 1988 56,903
 S & P Rating A
 Moody Rating A

General Tax Rate Per \$100.

3.54

State Equalized Tax Rate

2.13

OLD BRIDGE TOWNSHIP - MIDDLESEX CO.

Form of Government:

Mayor-Council Plan F (OMCL 50)

Number of Members on Governing Body - 9

PER CAPITA:

Gross Debt 435.36
 Net Debt 313.50
 Debt Service
 Total Tax Levy 964.90
 Municipal Expenditures 351.52

PER CENT:

Gross Debt 1.28
 Net Debt .92
 Tax Levy Collected 96.63
 Tax Levy Cancelled, Abated or Adjusted .16

EXPENDITURES		REVENUES-REALIZED		1988 PROPERTY TAX	
GENERAL GOVERNMENT				STATE EQUALIZED TAX RATE 1.21	
Governing Body & Public Boards		1988 Property Taxes Collected	53,028,628.26	Local District School Taxes	29,228,425.50
Municipal Clerk		1988 Payments in Lieu of Taxes		Regional & Consolidated School Tax	
Financial Administration	425,179.00	Delinquent Tax & Lien Collections	1,481,594.39	School Taxes in Municipal Budget	
Assessment of Taxes	292,532.00	Business Personalty Replacement Taxes	296,258.32	County Taxes	9,760,379.78
Collection of Taxes	136,937.00	Taxes from Public Utilities	3,014,470.00	County Library Taxes	
Planning, Housing & Development	125,620.00	Other Miscellaneous Tax Revenues	103,105.50	Local Municipal Purpose Taxes	12,130,000.00
Human Resources	572,760.00	State Aid Revenues	1,521,287.29	Veteran & Senior Citizen Taxes	380,700.00
Elections	25,042.64	Federal Aid Revenues		Total Taxes for Rate Computation	51,499,505.28
General Administration (other)	2,636,443.00	State and Local Fiscal Assistance Act Utilized		Special District Taxes	2,570,186.57
JUDICIARY		Sole of Acquired Property		Bank Corp. Taxes	196,939.96
Municipal Courts	215,545.00	Other Miscellaneous Revenues	2,332,009.36	Added and Omitted Taxes	1,024,757.86
PUBLIC SAFETY		Total	61,777,353.12	Total Taxes Levied - ABSTRACT	54,910,689.67
Fire Protection		Prior Years Surplus Appropriated	1,066,906.72	Total Taxes Billed	54,879,154.11
Police Protection	5,514,645.05	REVENUES TOTAL	62,844,259.84	1988 TAXES COLLECTED	53,028,628.26
Civil Defense & Disaster Control	3,000.00	Reserve For Uncollected Taxes	1,739,665.00	1988 Taxes Cancelled, Abated or Adjusted	88,552.40
Environmental Inspection & Control	563,250.05			Transfer to Tax Title Liens or Foreclosed	177,022.19
Other Public Safety				Balance Outstanding Dec. 31, 1988	1,584,951.26
PUBLIC WORKS		CAPITAL OUTLAY TOTAL	855,046.59	PRIOR YEARS TAXES OUTSTANDING	
Streets and Drainage	1,651,808.00	Public Enterprises		Balance January 1, 1988	1,470,871.98
Sewers and Sewage Processing	260,000.00	Recreation—Culture	28,275.75	Collected in 1988	1,411,118.32
Gorbage and Trash Disposal		Public Works	826,770.84	Cancelled, Abated or Adjusted 1988	1,324.75
Public Buildings and Grounds	695,242.00	Buildings and Grounds		Transfers to Tax Title Liens or Foreclosed	27,887.01
Other Public Works	132,032.40	Library and Education		Balance December 31, 1988	30,541.90
HEALTH and WELFARE		Conservation		TAX TITLE LIENS OUTSTANDING	
Health Services Except Environmental	440,001.95	All Other		Balance January 1, 1988	337,729.64
Welfare-Public Assistance	19,000.00			Transfer From Taxes	208,259.90
Hospitals, Clinics, First Aid		CAPITAL DEBT AUTHORIZED, DECEMBER 31, 1988		Redeemed in 1988	70,476.07
Animal, Insect, & Rodent Control	35,000.00	ISSUED AND UNISSUED		Cancelled, Abated or Adjusted (1988)	
Other Welfare Services		School	6,916,000	Transfers to Foreclosed Property	
RECREATION and CONSERVATION		Self-liquidating		Balance December 31, 1988	475,513.47
Beaches and Boardwalks		Other	17,859,205	PROPERTY ACQUIRED BY DEED OR FORECLOSURE	
Parks, Playgrounds, Shode Trees	609,031.00	Total	24,775,205	Balance January 1, 1988	1,402,290.00
Land Reclamation & Conservotian	66,534.00	ISSUED AND OUTSTANDING		Transfers Fram Taxes or Liens	
Other Recreational Services	3,000.00	School	6,916,000.00	Sole for Cosh (1988)	
EDUCATION (excluding schools)		Self-liquidating		Cancelled, Abated or Adjusted (1988)	
Libraries	660,500.00	Other	9,859,705.87	Balance December 31, 1988	1,402,290.00
Other Educational Services		Total	16,775,705.87	CURRENT FINANCES DECEMBER 31, 1988	
STATUTORY EXPENDITURES		EQUALIZED VALUATION BASIS		ASSETS	
Pensions & F. I. C. A.	1,433,455.00	FOR NET DEBT COMPUTATION	1,941,413,296	Cash Dec. 31, 1988	4,040,675.47
Employee Fringe Benefits	1,656,000.00	REAL PROPERTY VALUATIONS		Taxes Receivable	1,615,493.16
Other Statutory Expenditures	25,500.00	Code Class # of Parcels % VAL'N		Tax Title Liens	475,513.47
CETA And Other Public Employment Programs		1 Vocont Lond 1760 6.63	96,051,000.00	Foreclosed Property	1,402,290.00
MUNICIPAL FUNCTIONS TOTAL	18,198,223.09	2 Residential 13684 74.86	1,076,839,600.00	Emergencies & Other Deferred Charges	101,917.32
CAPITAL IMPROVEMENTS *MEMO*	197,550.00	3 Farm 164 .78	11,157,400.00	State and Federal Aid Receivable	38,374.21
DEBT SERVICE		4a Commercial 376 7.04	101,202,400.00	Other Receivables	313,971.47
Principal Payments		4b Industrial 54 2.23	32,118,000.00	Total	7,988,235.10
Interest Payments		4c Apartments 16 8.42	121,079,800.00	LIABILITIES, RESERVES, AND SURPLUS	
DEFERRED CHARGES	66,607.00	Total 16054	1,438,448,200.00	Cash Liabilities	2,945,383.08
SCHOOL, COUNTY, SPECIAL DISTRICT TAXES	41,558,991.85	Land Area 38.31 Sq. Miles		Reserves for Receivables	3,524,250.01
RESERVE FOR UNCOLLECTED TAXES	1,739,665.00	Net Valuation Taxable-Municipal	1,447,375,307	Surplus Dec. 31, 1988	1,518,602.01
EXPENDITURES TOTAL	61,563,436.94	Net Valuation Taxable-County	2,423,741,306	Total	7,988,235.10
		State Equalized Valuation	2,403,945,755		
		State Equalization Ratio	60.06		

0243

Population 1980 4,168
 Population 1988 4,439
 S & P Rating
 Moody Rating

General Tax Rate Per \$100. 1.86
 State Equalized Tax Rate 1.15

OLD TAPPAN BOROUGH - BERGEN COUNTY

Form of Government:

Borough Council

Number of Members on Governing Body - 6

PER CAPITA:

Gross Debt 782.05
 Net Debt 691.60
 Debt Service 43.12
 Total Tax Levy 1,341.24
 Municipal Expenditures 572.21

PER CENT:

Gross Debt .83
 Net Debt .73
 Tax Levy Collected 97.74
 Tax Levy Cancelled, Abated or Adjusted .01

EXPENDITURES		REVENUES-REALIZED		1988 PROPERTY TAX	
GENERAL GOVERNMENT				STATE EQUALIZED TAX RATE → .50	
Governing Body & Public Boards		1988 Property Taxes Collected	5,347,996.96	Local District School Taxes	2,577,712.00
Municipal Clerk		1988 Payments in Lieu of Taxes		Regional & Consolidated School Tax	1,789,435.36
Financial Administration	82,124.45	Delinquent Tax & Lien Collections	177,609.82	School Taxes in Municipal Budget	
Assessment of Taxes	12,930.00	Business Personalty Replacement Taxes	39,691.32	County Taxes	1,073,146.53
Collection of Taxes	34,537.00	Taxes from Public Utilities	954,772.00	County Library Taxes	
Planning, Housing & Development	25,205.00	Other Miscellaneous Tax Revenues		Local Municipal Purpose Taxes	444,182.65
Human Resources		State Aid Revenues	43,929.49	Veteran & Senior Citizen Taxes	22,000.00
Elections		Federal Aid Revenues		Total Taxes for Rate Computation	5,911,527.04
General Administration (other)	219,650.00	State and Local Fiscal Assistance Act Utilized		Special District Taxes	
JUDICIARY		Sale of Acquired Property		Bank Corp. Taxes	
Municipal Courts	9,325.00	Other Miscellaneous Revenues	746,223.51	Added and Omitted Taxes	64,244.71
PUBLIC SAFETY		Total	7,819,232.10	Total Taxes Levied - ABSTRACT	5,953,771.75
Fire Protection	107,675.60	Prior Years Surplus Appropriated	500,000.00	Total Taxes Billed	5,983,193.03
Police Protection	646,483.70	REVENUES TOTAL	8,319,232.10	1988 TAXES COLLECTED	5,347,996.96
Civil Defense & Disaster Control	2,000.00	Reserve For Uncollected Taxes	238,990.00	1988 Taxes Cancelled, Abated or Adjusted	572.83
Environmental Inspection & Control	35,900.00	CAPITAL OUTLAY TOTAL	1,600,934.39	Transfer to Tax Title Liens or Foreclosed	2,464.50
Other Public Safety				Balance Outstanding Dec. 31, 1988	132,158.09
PUBLIC WORKS				PRIOR YEARS TAXES OUTSTANDING	
Streets and Drainage	266,725.00	Public Enterprises		Balance January 1, 1988	205,391.37
Sewers and Sewage Processing	30,000.00	Recreation—Culture		Collected in 1988	177,608.32
Garbage and Trash Disposal		Public Works	112,361.43	Cancelled, Abated or Adjusted 1988	
Public Buildings and Grounds	35,600.00	Buildings and Grounds	1,483,573.46	Transfers to Tax Title Liens or Foreclosed	1,831.00
Other Public Works		Library and Education		Balance December 31, 1988	25,951.55
HEALTH and WELFARE		Conservation		TAX TITLE LIENS OUTSTANDING	
Health Services Except Environmental	17,050.00	All Other		Balance January 1, 1988	2,437.95
Welfare-Public Assistance	2,000.00	CAPITAL DEBT AUTHORIZED, DECEMBER 31, 1988		Transfer From Taxes	4,527.87
Hospitals, Clinics, First Aid	300.00	ISSUED AND UNISSUED		Redeemed in 1988	
Animal, Insect, & Radent Control		School	390,000	Cancelled, Abated or Adjusted (1988)	
Other Welfare Services		Self-liquidating		Transfers to Foreclosed Property	
RECREATION and CONSERVATION		Other	3,031,522	Balance December 31, 1988	6,965.32
Beaches and Boardwalks		Total	3,471,522	PROPERTY ACQUIRED BY DEED OR FORECLOSURE	
Parks, Playgrounds, Shade Trees	35,390.00	ISSUED AND OUTSTANDING		Balance January 1, 1988	397,900.00
Land Reclamation & Conservation	35,000.00	School	390,000.00	Transfers From Taxes or Liens	
Other Recreational Services	190,450.00	Self-Liquidating		Sale for Cash (1988)	
EDUCATION (excluding schools)		Other	2,943,055.00	Cancelled, Abated or Adjusted (1988)	
Libraries	55,200.00	Total	3,333,055.00	Balance December 31, 1988	397,900.00
Other Educational Services		EQUALIZED VALUATION BASIS		CURRENT FINANCES DECEMBER 31, 1988	
STATUTORY EXPENDITURES		FOR NET DEBT COMPUTATION	420,068,909	ASSETS	
Pensions & F. I. C. A.	169,075.00	REAL PROPERTY VALUATIONS		Cash Dec. 31, 1988	3,440,185.35
Employee Fringe Benefits	82,550.00	Code Class # of Parcels % VAL'N		Taxes Receivable	158,110.24
Other Statutory Expenditures		1 Vacant Land 134 4.16	13,199,200.00	Tax Title Liens	6,965.32
CETA And Other Public Employment Programs		2 Residential 1276 32.41	261,767,400.00	Foreclosed Property	397,900.00
MUNICIPAL FUNCTIONS		3 Farm 13 .32	1,006,200.00	Emergencies & Other Deferred Charges	22,900.00
CAPITAL IMPROVEMENTS *MEMO*	80,000.00	4a Commercial 48 9.06	23,793,100.00	State and Federal Aid Receivable	2,006.14
DEBT SERVICE		4b Industrial 1 4.05	12,875,000.00	Other Receivables	29,435.91
Principal Payments	89,323.71	4c Apartments		Total	4,057,503.46
Interest Payments	102,093.85	Total 1472	317,640,900.00	LIABILITIES, RESERVES, AND SURPLUS	
DEFERRED CHARGES		Land Area 3.10 Sq. Miles		Cash Liabilities	2,497,360.89
SCHOOL, COUNTY, SPECIAL DISTRICT TAXES	5,445,344.39	Net Valuation Taxable-Municipal	318,223,023	Reserves for Receivables	592,411.97
RESERVE FOR UNCOLLECTED TAXES	238,990.00	Net Valuation Taxable-County	425,210,362	Surplus Dec. 31, 1988	967,230.60
EXPENDITURES		State Equalized Valuation	514,813,794	Total	4,057,503.46
TOTAL	7,985,372.70	State Equalization Ratio	61.77		

1706

OLDMANS TOWNSHIP - SALEM COUNTY

Form of Government:

Township Committee

Number of Members on Governing Body - 3

PER CAPITA:

Gross Debt 429.71
 Net Debt 124.96
 Debt Service 14.06
 Total Tax Levy 846.73
 Municipal Expenditures 401.00

PER CENT:

Gross Debt 1.33
 Net Debt .39
 Tax Levy Collected 90.03
 Tax Levy Cancelled, Abated or Adjusted

General Tax Rate Per \$100.

5.75

State Equalized Tax Rate

2.22

EXPENDITURES		REVENUES-REALIZED		1988 PROPERTY TAX	
GENERAL GOVERNMENT				STATE EQUALIZED TAX RATE	
Governing Body & Public Boards	4,100.00	1988 Property Taxes Collected		Local District School Taxes	1.30 902,054.50
Municipal Clerk	5,000.00	1988 Payments in Lieu of Taxes		Regional & Consolidated School Tax	
Financial Administration	19,000.00	Delinquent Tax & Lien Collections		School Taxes in Municipal Budget	
Assessment of Taxes	12,355.00	Business Personalty Replacement Taxes		County Taxes	.69 480,494.75
Collection of Taxes	61,875.00	Taxes from Public Utilities		County Library Taxes	
Planning, Housing & Development	19,646.00	Other Miscellaneous Tax Revenues		Local Municipal Purpose Taxes	.22 151,800.00
Human Resources		State Aid Revenues		Veteran & Senior Citizen Taxes	16,550.00
Elections		Federal Aid Revenues		Total Taxes for Rate Computation	2.21 1,550,899.25
General Administration (other)	63,831.00	State and Local Fiscal Assistance Act Utilized		Special District Taxes	
JUDICIARY		State of Acquired Property		Bank Corp. Taxes	1,126.00
Municipal Courts	24,900.00	Other Miscellaneous Revenues		Added and Omitted Taxes	14,881.00
PUBLIC SAFETY		Total		Total Taxes Levied - ABSTRACT	1,550,356.25
Fire Protection	33,270.00	Prior Years Surplus Appropriated		Total Taxes Billed	1,553,270.00
Police Protection	24,054.00	REVENUES TOTAL		1988 TAXES COLLECTED	1,398,448.00
Civil Defense & Disaster Control	1,734.00	Reserve For Uncollected Taxes		1988 Taxes Cancelled, Abated or Adjusted	16.00
Environmental Inspection & Control	17,730.00	CAPITAL OUTLAY TOTAL		Transfer to Tax Title Liens or Foreclosed	4,548.00
Other Public Safety				Balance Outstanding Dec. 31, 1988	150,258.00
PUBLIC WORKS				PRIOR YEARS TAXES OUTSTANDING	
Streets and Drainage	43,600.00	Public Enterprises		Balance January 1, 1988	142,559.00
Sewers and Sewage Processing		Recreation—Culture		Collected in 1988	137,733.00
Garbage and Trash Disposal	33,000.00	Public Works		Cancelled, Abated or Adjusted 1988	1,747.00
Public Buildings and Grounds	7,835.00	Buildings and Grounds		Transfers to Tax Title Liens or Foreclosed	3,079.00
Other Public Works		Library and Education		Balance December 31, 1988	
HEALTH and WELFARE		Conservation		TAX TITLE LIENS OUTSTANDING	
Health Services Except Environmental	935.00	All Other		Balance January 1, 1988	214,470.00
Welfare Public Assistance	3,255.00	CAPITAL DEBT AUTHORIZED, DECEMBER 31, 1988		Transfer From Taxes	8,140.00
Hospitals, Clinics, First Aid	1,000.00	ISSUED AND UNISSUED GROSS DEBT NET DEBT		Redeemed in 1988	5,697.00
Animal, Insect, & Rodent Control	2,309.00	School 558,000		Cancelled, Abated or Adjusted (1988)	5.00
Other Welfare Services		Self-liquidating 21,570		Transfers to Foreclosed Property	
RECREATION and CONSERVATION		Other 207,235		Balance December 31, 1988	216,908.00
Beaches and Boardwalks		Total 786,805		PROPERTY ACQUIRED BY DEED OR FORECLOSURE	
Parks, Playgrounds, Shade Trees		ISSUED AND OUTSTANDING		Balance January 1, 1988	100.00
Land Reclamation & Conservation		School 558,000.00		Transfers From Taxes or Liens	
Other Recreational Services	30,505.00	Self-Liquidating 21,570.23		Sale for Cash (1988)	
EDUCATION (excluding schools)		Other 207,235.00		Cancelled, Abated or Adjusted (1988)	
Libraries		Total 786,805.28		Balance December 31, 1988	100.00
Other Educational Services		EQUALIZED VALUATION BASIS		CURRENT FINANCES DECEMBER 31, 1988	
STATUTORY EXPENDITURES		FOR NET DEBT COMPUTATION		ASSETS	
Pensions & F. I. C. A.	19,436.00	REAL PROPERTY VALUATIONS		Cash Dec. 31, 1988	816,608.00
Employee Fringe Benefits		Code Class # of Parcels % VAL'N		Taxes Receivable	150,258.00
Other Statutory Expenditures		1 Vacant Land 267 3.50		Tax Title Liens	216,908.00
CETA And Other Public Employment Programs		2 Residential 518 44.04		Foreclosed Property	100.00
MUNICIPAL FUNCTIONS TOTAL	436,550.00	3 Farm 337 15.57		Emergencies & Other Deferred Charges	23,958.00
CAPITAL IMPROVEMENTS *MEMO*	25,000.00	4a Commercial 44 30.15		State and Federal Aid Receivable	50.00
DEBT SERVICE		4b Industrial 10 6.74		Other Receivables	2,589.00
Principal Payments	21,675.00	4c Apartments		Total	1,210,471.00
Interest Payments	4,061.00	Total 1226		LIABILITIES, RESERVES, AND SURPLUS	
DEFERRED CHARGES	12,511.00	Land Area 19.40 Sq. Miles		Cash Liabilities	132,614.00
SCHOOL, COUNTY, SPECIAL DISTRICT TAXES	1,382,549.25	Net Valuation Taxable-Municipal		Reserves for Receivables	369,855.00
RESERVE FOR UNCOLLECTED TAXES	209,423.00	Net Valuation Taxable-County		Surplus Dec. 31, 1988	708,002.00
EXPENDITURES TOTAL	2,116,774.25	State Equalized Valuation		Total	1,210,471.00
		State Equalization Ratio			

0244

Population 1980 8,658
 Population 1988 8,236
 S & P Rating
 Moody Rating

General Tax Rate Per \$100.

1.84

State Equalized Tax Rate

1.39

ORADELL BOROUGH - BERGEN COUNTY**Form of Government:****Borough Council****Number of Members on Governing Body - 6**

PER CAPITA:

Gross Debt 272.76
 Net Debt 246.83
 Debt Service 33.15
 Total Tax Levy 1,446.25
 Municipal Expenditures 649.06

PER CENT:

Gross Debt .31
 Net Debt .23
 Tax Levy Collected 99.23
 Tax Levy Cancelled, Abated or Adjusted

EXPENDITURES		REVENUES-REALIZED		1988 PROPERTY TAX	
GENERAL GOVERNMENT		STATE EQUALIZED TAX RATE		1988 TAXES COLLECTED	
Governing Body & Public Boards		1988 Property Taxes Collected	11,810,975.24	Local District School Taxes	29 2,459,636.00
Municipal Clerk		1988 Payments in Lieu of Taxes	56,476.00	Regional & Consolidated School Tax	52 4,482,851.50
Financial Administration	20,530.00	Delinquent Tax & Lien Collections	46,476.69	School Taxes in Municipal Budget	
Assessment of Taxes	21,990.00	Business Personalty Replacement Taxes	64,817.24	County Taxes	22 1,398,191.66
Collection of Taxes	84,810.00	Taxes from Public Utilities	1,066,010.00	County Library Taxes	
Planning, Housing & Development	18,285.00	Other Miscellaneous Tax Revenues		Local Municipal Purpose Taxes	35 2,994,774.00
Human Resources	13,674.04	State Aid Revenues	99,762.40	Veteran & Senior Citizen Taxes	63,350.00
Elections	2,500.00	Federal Aid Revenues		Total Taxes for Rate Computation	1.38 11,899,303.16
General Administration (other)	391,401.00	State and Local Fiscal Assistance Act Utilized	1,650.19	Special District Taxes	
JUDICIARY		State and Local Fiscal Assistance Act Utilized		Bank Corp. Taxes	54,553.32
Municipal Courts	46,945.00	Sale of Acquired Property		Added and Omitted Taxes	21,313.10
PUBLIC SAFETY		Other Miscellaneous Revenues	540,395.40	Total Taxes Levied - ABSTRACT	11,911,325.03
Fire Protection	141,037.56	Total	13,686,583.16	Total Taxes Billed	11,902,697.59
Police Protection	1,065,055.13	Prior Years Surplus Appropriated	525,000.00	1988 TAXES COLLECTED	11,810,975.24
Civil Defense & Disaster Control	4,000.00	REVENUES	14,211,583.16	1988 Taxes Cancelled, Abated or Adjusted	491.43
Environmental Inspection & Control	77,165.00	Reserve For Uncollected Taxes	273,055.00	Transfer to Tax Title Liens or Foreclosed	
Other Public Safety		CAPITAL OUTLAY	TOTAL	Balance Outstanding Dec. 31, 1988	91,230.37
PUBLIC WORKS			661,525.53	PRIOR YEARS TAXES OUTSTANDING	
Streets and Drainage	287,725.00	Public Enterprises		Balance January 1, 1988	46,476.69
Sewers and Sewage Processing	414,627.81	Recreation—Culture	14,777.30	Collected in 1988	46,476.69
Garbage and Trash Disposal	830,350.35	Public Works	442,852.01	Cancelled, Abated or Adjusted 1988	
Public Buildings and Grounds	213,032.00	Buildings and Grounds	203,896.22	Transfers to Tax Title Liens or Foreclosed	
Other Public Works	25,000.00	Library and Education		Balance December 31, 1988	
HEALTH and WELFARE		Conservation		TAX TITLE LIENS OUTSTANDING	
Health Services Except Environmental	37,287.00	All Other		Balance January 1, 1988	
Welfare-Public Assistance	25,000.00	CAPITAL DEBT AUTHORIZED, DECEMBER 31, 1988		Transfer From Taxes	
Hospitals, Clinics, First Aid		ISSUED AND UNISSUED	GROSS DEBT	Redeemed in 1988	
Animal, Insect, & Rodent Control		School	213,554	Cancelled, Abated or Adjusted (1988)	
Other Welfare Services		Self-liquidating		Transfers to Foreclosed Property	
RECREATION and CONSERVATION		Other	2,032,860	Balance December 31, 1988	
Beaches and Boardwalks		Total	2,246,414	PROPERTY ACQUIRED BY DEED OR FORECLOSURE	
Parks, Playgrounds, Shade Trees	150,561.00	ISSUED AND OUTSTANDING		Balance January 1, 1988	30,023.00
Land Reclamation & Conservation		School	213,554.62	Transfers From Taxes or Liens	
Other Recreational Services	76,075.00	Self-Liquidating		Sale for Cash (1988)	
EDUCATION (excluding schools)		Other	2,032,960.00	Cancelled, Abated or Adjusted (1988)	
Libraries	206,079.00	Total	2,246,414.62	Balance December 31, 1988	30,023.00
Other Educational Services		EQUALIZED VALUATION BASIS		CURRENT FINANCES DECEMBER 31, 1988	
STATUTORY EXPENDITURES		FOR NET DEBT COMPUTATION	723,246,793	ASSETS	
Pensions & F. I. C. A.	312,412.00	REAL PROPERTY VALUATIONS		Cash Dec. 31, 1988	4,508,002.90
Employee Fringe Benefits	237,600.00	Code Class # of Parcels % VAL'N		Taxes Receivable	91,230.87
Other Statutory Expenditures	1,000.00	1 Vacant Land 29 .37	2,371,800.00	Tax Title Liens	
CETA and Other Public Employment Programs		2 Residential 2631 36.63	557,373,000.00	Foreclosed Property	30,023.00
MUNICIPAL FUNCTIONS		3 Farm		Emergencies & Other Deferred Charges	156,300.00
CAPITAL IMPROVEMENTS	*MEMO*	4a Commercial 90 12.49	30,335,300.00	State and Federal Aid Receivable	
DEBT SERVICE		4b Industrial 1 .05	291,300.00	Other Receivables	1,429.49
Principal Payments	250,390.00	4c Apartments 5 .47	3,030,300.00	Total	4,737,486.26
Interest Payments	63,813.85	Total 2756	643,401,700.00	LIABILITIES, RESERVES, AND SURPLUS	
DEFERRED CHARGES		Land Area 2.55 Sq. Miles		Cash Liabilities	3,969,696.73
SCHOOL, COUNTY, SPECIAL DISTRICT TAXES	8,840,679.16	Net Valuation Taxable-Municipal	645,727,146	Reserves for Receivables	122,683.36
RESERVE FOR UNCOLLECTED TAXES	273,055.00	Net Valuation Taxable-County	752,359,546	Surplus Dec. 31, 1988	695,106.12
EXPENDITURES	TOTAL	State Equalized Valuation	856,776,575	Total	4,737,486.26
	14,186,371.95	State Equalization Ratio	75.30		

0717

Population 1980 31,136

Population 1988 31,323

S & P Rating

Moody Rating BAA1

General Tax Rate Per \$100.

14.96

State Equalized Tax Rate

3.26

CITY OF ORANGE - TWP. - ESSEX COUNTY

Form of Government:

Mayor-Council Plan D (OMCL 50)

Number of Members on Governing Body - 7

PER CAPITA:

Gross Debt 260.11

Net Debt 138.29

Debt Service 43.42

Total Tax Levy 569.47

Municipal Expenditures 783.20

PER CENT:

Gross Debt 1.90

Net Debt 1.01

Tax Levy Collected 91.03

Tax Levy Cancelled, Abated

or Adjusted .56

EXPENDITURES		REVENUES-REALIZED		1988 PROPERTY TAX	
GENERAL GOVERNMENT				STATE EQUALIZED TAX RATE	
Governing Body & Public Boards	77,850.00	1988 Property Taxes Collected	16,158,625.14	Local District School Taxes	1.04 5,650,822.00
Municipal Clerk	388,430.00	1988 Payments in Lieu of Taxes	452,096.60	Regional & Consolidated School Tax	
Financial Administration	373,176.00	Delinquent Tax & Lien Collections	1,094,193.62	School Taxes in Municipal Budget	.02 90,260.00
Assessment of Taxes	100,000.00	Business Personalty Replacement Taxes	880,517.60	County Taxes	.63 3,406,133.47
Collection of Taxes		Taxes from Public Utilities	2,029,100.00	County Library Taxes	
Planning, Housing & Development	324,950.00	Other Miscellaneous Tax Revenues		Local Municipal Purpose Taxes	1.57 8,530,025.56
Human Resources	1,859,035.44	State Aid Revenues	6,713,925.90	Veteran & Senior Citizen Taxes	
Elections		Federal Aid Revenues	132,709.50	Total Taxes for Rate Computation	3.26 17,783,791.03
General Administration (other)	4,226,303.00	State and Local Fiscal Assistance Act Utilized		Special District Taxes	
JUDICIARY		Sale of Acquired Property		Bank Corp. Taxes	86,897.56
Municipal Courts	234,600.00	Other Miscellaneous Revenues	4,036,069.01	Added and Omitted Taxes	73,305.90
PUBLIC SAFETY		Total	31,497,237.37	Total Taxes Levied - ABSTRACT	17,837,444.49
Fire Protection	3,105,736.10	Prior Years Surplus Appropriated	572,709.41	Total Taxes Billed	17,750,700.14
Police Protection	3,112,720.00	REVENUES TOTAL	32,069,946.78	1988 TAXES COLLECTED	16,158,625.14
Civil Defense & Disaster Control	3,600.00	Reserve For Uncollected Taxes	1,414,000.00	1988 Taxes Cancelled, Abated or Adjusted	100,022.60
Environmental Inspection & Control	344,450.00	CAPITAL OUTLAY TOTAL	2,335,600.93	Transfer to Tax Title Liens or Foreclosed	407,079.88
Other Public Safety		Public Enterprises	1,712,920.79	Balance Outstanding Dec. 31, 1988	1,084,972.52
PUBLIC WORKS		Recreation—Culture		PRIOR YEARS TAXES OUTSTANDING	
Streets and Drainage	998,715.00	Public Works		Balance January 1, 1988	824,162.94
Sewers and Sewage Processing	1,150,951.00	Buildings and Grounds	622,680.14	Collected in 1988	663,241.93
Garbage and Trash Disposal		Library and Education		Cancelled, Abated or Adjusted 1988	4,585.50
Public Buildings and Grounds	309,350.00	Conservation		Transfers to Tax Title Liens or Foreclosed	103,260.49
Other Public Works		All Other		Balance December 31, 1988	53,075.02
HEALTH and WELFARE		CAPITAL DEBT AUTHORIZED, DECEMBER 31, 1988		TAX TITLE LIENS OUTSTANDING	
Health Services Except Environmental	446,632.02	ISSUED AND UNISSUED		Balance January 1, 1988	1,409,828.57
Welfare-Public Assistance	90,000.00	School	1,395,000	Transfer From Taxes	546,278.47
Hospitals, Clinics, First Aid	21,000.00	Self-liquidating	2,319,000	Redeemed in 1988	430,951.69
Animal, Insect, & Rodent Control	2,025.00	Other	4,433,500	Cancelled, Abated or Adjusted (1988)	
Other Welfare Services	161,246.00	Total	8,147,500	Transfers to Foreclosed Property	24,790.78
RECREATION and CONSERVATION		ISSUED AND OUTSTANDING		Balance December 31, 1988	1,500,364.57
Beaches and Boardwalks		School	1,395,000.00	PROPERTY ACQUIRED BY DEED OR	
Parks, Playgrounds, Shade Trees		Self-Liquidating	1,519,000.00	FORECLOSURE	
Land Reclamation & Conservation		Other	4,140,000.00	Balance January 1, 1988	1,184,509.22
Other Recreational Services	247,950.00	Total	7,054,000.00	Transfers From Taxes or Liens	24,790.78
EDUCATION (excluding schools)		EQUALIZED VALUATION BASIS		Sale for Cash (1988)	
Libraries	385,502.00	FOR NET DEBT COMPUTATION	429,813,505	Cancelled, Abated or Adjusted (1988)	
Other Educational Services		REAL PROPERTY VALUATIONS		Balance December 31, 1988	1,209,300.00
STATUTORY EXPENDITURES		Code Class # of Parcels % VAL'N	ASSESSED VALUATION	CURRENT FINANCES DECEMBER 31, 1988	
Pensions & F. I. C. A.	2,154,376.83	1 Vacant Land 391 1.61	1,895,200.00	ASSETS	
Employee Fringe Benefits	800,000.00	2 Residential 3875 52.70	61,859,300.00	Cash Dec. 31, 1988	3,725,631.55
Other Statutory Expenditures	21,000.00	3 Farm		Taxes Receivable	1,138,047.54
CETA And Other Public Employment Programs		4a Commercial 426 18.68	21,925,900.00	Tax Title Liens	1,500,364.57
MUNICIPAL FUNCTIONS TOTAL	20,939,718.44	4b Industrial 55 3.53	4,142,600.00	Foreclosed Property	1,209,300.00
CAPITAL IMPROVEMENTS *MEMO*	25,000.00	4c Apartments 173 23.48	27,558,300.00	Emergencies & Other Deferred Charges	95,565.83
DEBT SERVICE		Total 4920	117,381,300.00	State and Federal Aid Receivable	
Principal Payments	1,015,000.00	Land Area 2.20 Sq. Miles		Other Receivables	2,962,016.42
Interest Payments	345,068.02	Net Valuation Taxable-Municipal	118,164,400	Total	10,630,925.91
TYPE I SCHL DEBT *MEMO	348,138.00	Net Valuation Taxable-County	441,792,213	LIABILITIES, RESERVES, AND SURPLUS	
DEFERRED CHARGES	768,238.98	State Equalized Valuation	539,209,820	Cash Liabilities	3,257,637.07
SCHOOL, COUNTY, SPECIAL DISTRICT TAXES	9,147,215.47	State Equalization Ratio	21.31	Reserves for Receivables	6,809,728.53
RESERVE FOR UNCOLLECTED TAXES	1,414,000.00			Surplus Dec. 31, 1988	563,560.31
EXPENDITURES TOTAL	33,679,240.91			Total	10,630,925.91

987/3000

* ABOVE DEBT SERVICE INCLUDES TYPE I SCHOOL DEBT

2117
 Population 1980 1,659
 Population 1988 1,707
 S & P Rating
 Maady Rating
 General Tax Rate Per \$100. 5.62
 State Equalized Tax Rate 2.26

OXFORD TOWNSHIP - WARREN COUNTY
Form of Government:
Township Committee
Number of Members on Governing Body - 3

PER CAPITA:
 Gross Debt 876.42
 Net Debt 64.73
 Debt Service 2.44
 Total Tax Levy 930.42
 Municipal Expenditures 535.91
 PER CENT:
 Gross Debt 2.97
 Net Debt .22
 Tax Levy Collected 83.53
 Tax Levy Cancelled, Abated or Adjusted .05

EXPENDITURES		REVENUES-REALIZED		1988 PROPERTY TAX	
GENERAL GOVERNMENT				STATE EQUALIZED TAX RATE → 2.26	
Governing Body & Public Boards	11,715.97	1988 Property Taxes Collected	1,321,336.52	Local District School Taxes	800,514.00
Municipal Clerk	11,500.00	1988 Payments in Lieu of Taxes		Regional & Consolidated School Tax	
Financial Administration	26,463.40	Delinquent Tax & Lien Collections	117,677.11	School Taxes in Municipal Budget	
Assessment of Taxes	8,260.27	Business Personalty Replacement Taxes	36,663.24	County Taxes	.63 401,142.64
Collection of Taxes	10,248.04	Taxes from Public Utilities	31,310.00	County Library Taxes	.02 15,196.70
Planning, Housing & Development	13,550.00	Other Miscellaneous Tax Revenues		Local Municipal Purpose Taxes	.35 220,000.00
Human Resources	3,339.79	State Aid Revenues	34,660.31	Veteran & Senior Citizen Taxes	26,500.00
Elections		Federal Aid Revenues		Total Taxes for Rate Computation	2.26 1,463,353.34
General Administration (other)	87,753.00	State and Local Fiscal Assistance Act Utilized		Special District Taxes	
JUDICIARY		Sale of Acquired Property		Bank Corp. Taxes	7,318.23
Municipal Courts	15,907.44	Other Miscellaneous Revenues	169,433.95	Added and Omitted Taxes	143,551.20
PUBLIC SAFETY		Total	1,311,031.13	Total Taxes Levied - ABSTRACT	1,583,222.77
Fire Protection	9,014.50	Prior Years Surplus Appropriated	245,000.00	Total Taxes Billed	1,581,782.98
Police Protection	174,958.83	REVENUES TOTAL	2,056,081.13	1988 TAXES COLLECTED	1,321,336.52
Civil Defense & Disaster Control		Reserve For Uncollected Taxes	160,738.77	1988 Taxes Cancelled, Abated or Adjusted	364.08
Environmental Inspection & Control		CAPITAL OUTLAY TOTAL	72,321.27	Transfer to Tax Title Liens or Foreclosed	10,893.80
Other Public Safety				Balance Outstanding Dec. 31, 1988	243,683.58
PUBLIC WORKS				PRIOR YEARS TAXES OUTSTANDING	
Streets and Drainage	149,130.36	Public Enterprises		Balance January 1, 1988	103,444.75
Sewers and Sewage Processing	5,500.00	Recreation—Culture		Collected in 1988	107,635.67
Garbage and Trash Disposal	84,734.72	Public Works	45,921.27	Cancelled, Abated or Adjusted 1988	
Public Buildings and Grounds	9,200.00	Buildings and Grounds	26,400.00	Transfers to Tax Title Liens or Foreclosed	309.08
Other Public Works		Library and Education		Balance December 31, 1988	
HEALTH and WELFARE		Conservation		TAX TITLE LIENS OUTSTANDING	
Health Services Except Environmental	300.00	All Other		Balance January 1, 1988	43,370.11
Welfare-Public Assistance	3,760.00	CAPITAL DEBT AUTHORIZED, DECEMBER 31, 1988		Transfer From Taxes	11,335.59
Hospitals, Clinics, First Aid		ISSUED AND UNISSUED GROSS DEBT NET DEBT		Redeemed in 1988	10,041.44
Animal, Insect, & Rodent Control	200.00	School 200,000		Cancelled, Abated or Adjusted (1988)	
Other Welfare Services		Self-liquidating 1,296,047	110,500	Transfers to Foreclosed Property	
RECREATION and CONSERVATION		Other		Balance December 31, 1988	45,164.26
Beaches and Boardwalks		Total 1,496,047	110,500	PROPERTY ACQUIRED BY DEED OR FORECLOSURE	
Parks, Playgrounds, Shade Trees	36,900.00	ISSUED AND OUTSTANDING		Balance January 1, 1988	93,000.00
Land Reclamation & Conservation		School		Transfers From Taxes or Liens	
Other Recreational Services		Self-Liquidating 1,071,826.56		Sale for Cash (1988)	
EDUCATION (excluding schools)		Other 33,000.00		Cancelled, Abated or Adjusted (1988)	
Libraries	5,500.00	Total 1,104,826.56		Balance December 31, 1988	93,000.00
Other Educational Services		EQUALIZED VALUATION BASIS		CURRENT FINANCES DECEMBER 31, 1988	
STATUTORY EXPENDITURES		FOR NET DEBT COMPUTATION	50,310.487	ASSETS	
Pensions & F. I. C. A.	35,550.00	REAL PROPERTY VALUATIONS		Cash Dec. 31, 1988	470,222.27
Employee Fringe Benefits	26,500.00	Code Class # of Parcels % VAL'N		Taxes Receivable	248,683.53
Other Statutory Expenditures	4,000.00	1 Vacant Land 196 6.76	1,717,100.00	Tax Title Liens	45,164.26
CETA And Other Public Employment Programs		2 Residential 528 72.32	18,371,525.00	Foreclosed Property	93,000.00
MUNICIPAL FUNCTIONS		3 Farm 52 4.44	1,129,725.00	Emergencies & Other Deferred Charges	66,702.22
CAPITAL IMPROVEMENTS *MEMO*	10,500.00	4a Commercial 27 5.13	1,303,700.00	State and Federal Aid Receivable	1,122.38
DEBT SERVICE		4b Industrial 13 8.94	2,269,875.00	Other Receivables	118,715.62
Principal Payments	3,000.00	4c Apartments 4 2.41	611,700.00	Total	1,043,610.33
Interest Payments	1,172.16	Total 820	25,403,625.00	LIABILITIES, RESERVES, AND SURPLUS	
DEFERRED CHARGES		Land Area 5.70 Sq. Miles		Cash Liabilities	537,297.02
SCHOOL, COUNTY, SPECIAL DISTRICT TAXES	15,788.98	Net Valuation Taxable-Municipal	25,591,312	Reserves for Receivables	410,959.78
RESERVE FOR UNCOLLECTED TAXES	160,738.77	Net Valuation Taxable-County	52,507,444	Surplus Dec. 31, 1988	95,353.53
EXPENDITURES TOTAL	2,131,644.62	State Equalized Valuation	63,239,623	Total	1,043,610.33
		State Equalization Ratio	40.29		

Population 1980 25
 Population 1988 22
 S & P Rating
 Moody Rating

General Tax Rate Per \$100.

4.43

State Equalized Tax Rate

3.89

PAHAQUARRY TOWNSHIP - WARREN CO.

Form of Government:

Township Committee

Number of Members on Governing Body - 3

PER CAPITAL:

Gross Debt
 Net Debt
 Debt Service
 Total Tax Levy
 Municipal Expenditures

1,004.01

3,154.77

PER CENT:

Gross Debt
 Net Debt
 Tax Levy Collected 100.00
 Tax Levy Cancelled, Abated
 or Adjusted

EXPENDITURES		REVENUES-REALIZED		1988 PROPERTY TAX	
GENERAL GOVERNMENT				STATE EQUALIZED TAX RATE →	
Governing Body & Public Boards		1988 Property Taxes Collected		Local District School Taxes	
Municipal Clerk		1988 Payments in Lieu of Taxes		Regional & Consolidated School Tax	
Financial Administration	3,500.00	Delinquent Tax & Lien Collections		School Taxes in Municipal Budget	
Assessment of Taxes	400.00	Business Personalty Replacement Taxes		County Taxes	4,330.93
Collection of Taxes	450.00	Taxes from Public Utilities		County Library Taxes	164.07
Planning, Housing & Development		Other Miscellaneous Tax Revenues		Local Municipal Purpose Taxes	17,593.12
Human Resources		State Aid Revenues		Veteran & Senior Citizen Taxes	
Elections		Federal Aid Revenues		Total Taxes for Rate Computation	3.89
General Administration (other)	10,900.00	State and Local Fiscal Assistance Act Utilized		Special District Taxes	22,088.12
JUDICIARY		Sale of Acquired Property		Bank Corp. Taxes	
Municipal Courts		Other Miscellaneous Revenues		Added and Omitted Taxes	
PUBLIC SAFETY		Total		Total Taxes Levied - ABSTRACT	22,088.12
Fire Protection	100.00	Prior Years Surplus Appropriated		Total Taxes Billed	22,096.48
Police Protection	50.00	REVENUES TOTAL		1988 TAXES COLLECTED	22,096.48
Civil Defense & Disaster Control		Reserve For Uncollected Taxes		1988 Taxes Cancelled, Abated or Adjusted	
Environmental Inspection & Control		CAPITAL OUTLAY TOTAL		Transfer to Tax Title Liens or Foreclosed	
Other Public Safety				Balance Outstanding Dec. 31, 1988	
PUBLIC WORKS				PRIOR YEARS TAXES OUTSTANDING	
Streets and Drainage	52,375.00	Public Enterprises		Balance January 1, 1988	613.32
Sewers and Sewage Processing		Recreation—Culture		Collected in 1988	
Garbage and Trash Disposal		Public Works		Cancelled, Abated or Adjusted 1988	
Public Buildings and Grounds		Buildings and Grounds		Transfers to Tax Title Liens or Foreclosed	
Other Public Works		Library and Education		Balance December 31, 1988	613.32
HEALTH and WELFARE		Conservation		TAX TITLE LIENS OUTSTANDING	
Health Services Except Environmental		All Other		Balance January 1, 1988	
Welfare-Public Assistance		CAPITAL DEBT AUTHORIZED, DECEMBER 31, 1988		Transfer From Taxes	
Hospitals, Clinics, First Aid	25.00	ISSUED AND UNISSUED GROSS DEBT		Redeemed in 1988	
Animal, Insect, & Rodent Control		NET DEBT		Cancelled, Abated or Adjusted (1988)	
Other Welfare Services				Transfers to Foreclosed Property	
RECREATION and CONSERVATION		ISSUED AND OUTSTANDING		Balance December 31, 1988	
Beaches and Boardwalks		SCHOOL		PROPERTY ACQUIRED BY DEED OR	
Parks, Playgrounds, Shade Trees		Self-Liquidating		FORECLOSURE	
Land Reclamation & Conservation		Other		Balance January 1, 1988	
Other Recreational Services		Total		Transfers From Taxes or Liens	
EDUCATION (excluding schools)				Sale for Cash (1988)	
Libraries				Cancelled, Abated or Adjusted (1988)	
Other Educational Services				Balance December 31, 1988	
STATUTORY EXPENDITURES		EQUALIZED VALUATION BASIS		CURRENT FINANCES DECEMBER 31, 1988	
Pensions & F. I. C. A.	565.00	FOR NET DEBT COMPUTATION		ASSETS	
Employee Fringe Benefits		REAL PROPERTY VALUATIONS		Cash Dec. 31, 1988	142,782.70
Other Statutory Expenditures	40.00			Taxes Receivable	613.32
CETA And Other Public Employment Programs				Tax Title Liens	
MUNICIPAL FUNCTIONS TOTAL	63,405.00			Foreclosed Property	
CAPITAL IMPROVEMENTS *MEMO*				Emergencies & Other Deferred Charges	
DEBT SERVICE				State and Federal Aid Receivable	
Principal Payments				Other Receivables	
Interest Payments				Total	143,396.02
DEFERRED CHARGES				LIABILITIES, RESERVES, AND SURPLUS	
SCHOOL, COUNTY, SPECIAL DISTRICT TAXES	4,495.00			Cash Liabilities	41,536.82
RESERVE FOR UNCOLLECTED TAXES	1,000.00			Reserves for Receivables	613.32
EXPENDITURES TOTAL	73,900.00			Surplus Dec. 31, 1988	101,245.88
				Total	143,396.02

Population 1980 13,732
 Population 1988 13,249
 S & P Rating
 Moody Rating A

General Tax Rate Per \$100. 3.92
 State Equalized Tax Rate 1.52

Form of Government:

Borough Council

Number of Members on Governing Body -- 6

PER CAPITAL:
 Gross Debt 392.69
 Net Debt 251.27
 Debt Service 27.45
 Total Tax Levy 1,006.72
 Municipal Expenditures 492.16

PER CENT:
 Gross Debt .72
 Net Debt .46
 Tax Levy Collected 96.98
 Tax Levy Cancelled, Abated or Adjusted .13

EXPENDITURES		REVENUES-REALIZED		1988 PROPERTY TAX	
GENERAL GOVERNMENT		1988 Property Taxes Collected		STATE EQUALIZED TAX RATE .76	
Governing Body & Public Boards	1,000.00	12,951,699.43		Local District School Taxes	6,647,228.53
Municipal Clerk		1988 Payments in Lieu of Taxes		Regional & Consolidated School Tax	
Financial Administration	53,500.00	Delinquent Tax & Lien Collections		School Taxes in Municipal Budget	
Assessment of Taxes	11,250.00	193,844.98		County Taxes	1,825,495.64
Collection of Taxes	44,495.00	Business Personalty Replacement Taxes		County Library Taxes	
Planning, Housing & Development	52,150.00	145,259.76		Local Municipal Purpose Taxes	4,756,305.00
Human Resources	47,930.22	Taxes from Public Utilities		Veteran & Senior Citizen Taxes	105,300.00
Elections		Other Miscellaneous Tax Revenues		Total Taxes for Rate Computation	13,334,329.17
General Administration (other)	662,540.00	134,015.94		Special District Taxes	
JUDICIARY		Federal Aid Revenues		Bank Corp. Taxes	3,261.50
Municipal Courts	60,850.00	State and Local Fiscal Assistance Act Utilized		Added and Omitted Taxes	105,026.66
PUBLIC SAFETY		Sale of Acquired Property		Total Taxes Levied - ABSTRACT	13,333,017.33
Fire Protection	169,037.56	Other Miscellaneous Revenues		Total Taxes Billed	13,354,491.58
Police Protection	1,447,537.44	511,097.86		1988 TAXES COLLECTED	12,951,699.43
Civil Defense & Disaster Control	1,950.00	Prior Years Surplus Appropriated		1988 Taxes Cancelled, Abated or Adjusted	17,896.09
Environmental Inspection & Control	39,345.00	REVENUES TOTAL		Transfer to Tax Title Liens or Foreclosed	
Other Public Safety		14,850,081.02		Balance Outstanding Dec. 31, 1988	384,396.01
PUBLIC WORKS		CAPITAL OUTLAY TOTAL		PRIOR YEARS TAXES OUTSTANDING	
Streets and Drainage	460,018.00	739,342.27		Balance January 1, 1988	194,747.06
Sewers and Sewage Processing	520,601.00	Public Enterprises		Collected in 1988	193,344.93
Garbage and Trash Disposal	1,041,037.00	213,721.47		Cancelled, Abated or Adjusted 1988	902.08
Public Buildings and Grounds	52,000.00	Recreation--Culture		Transfers to Tax Title Liens or Foreclosed	
Other Public Works	68,000.00	1,765.00		Balance December 31, 1988	
HEALTH and WELFARE		Public Works		TAX TITLE LIENS OUTSTANDING	
Health Services Except Environmental	81,775.00	Buildings and Grounds		Balance January 1, 1988	
Welfare-Public Assistance	13,300.00	Library and Education		Transfer From Taxes	
Hospitals, Clinics, First Aid		Conservation		Redeemed in 1988	
Animal, Insect, & Rodent Control		All Other		Cancelled, Abated or Adjusted (1988)	
Other Welfare Services		CAPITAL DEBT AUTHORIZED, DECEMBER 31, 1988		Transfers to Foreclosed Property	
RECREATION and CONSERVATION		ISSUED AND UNISSUED GROSS DEBT NET DEBT		Balance December 31, 1988	
Beaches and Boardwalks		School 1,040,000		PROPERTY ACQUIRED BY DEED OR	
Parks, Playgrounds, Shade Trees	5,875.00	Self-liquidating 746,600		FORECLOSURE	
Land Reclamation & Conservation	1,950.00	Other 3,416,132		Balance January 1, 1988	16,247.50
Other Recreational Services	31,000.00	Total 5,202,732		Transfers From Taxes or Liens	
EDUCATION (excluding schools)		ISSUED AND OUTSTANDING		Sale for Cash (1988)	
Libraries	163,252.00	School 970,000.00		Cancelled, Abated or Adjusted (1988)	
Other Educational Services		Self-Liquidating 2,724,080.42		Balance December 31, 1988	16,247.50
STATUTORY EXPENDITURES		Other 3,694,080.42		CURRENT FINANCES DECEMBER 31, 1988	
Pensions & F. I. C. A.	377,239.76	EQUALIZED VALUATION BASIS		ASSETS	
Employee Fringe Benefits	271,055.89	FOR NET DEBT COMPUTATION		Cash Dec. 31, 1988	1,423,344.34
Other Statutory Expenditures	10,000.00	REAL PROPERTY VALUATIONS		Taxes Receivable	384,396.01
CETA And Other Public Employment Programs		Code Class # of Parcels % VAL'N		Tax Title Liens	
MUNICIPAL FUNCTIONS TOTAL	5,744,338.87	1 Vacant Land 126 1.32		Foreclosed Property	16,947.50
CAPITAL IMPROVEMENTS *MEMO*	50,000.00	2 Residential 2532 70.73		Emergencies & Other Deferred Charges	222,000.00
DEBT SERVICE		3 Farm		State and Federal Aid Receivable	
Principal Payments	206,850.00	4a Commercial 204 10.59		Other Receivables	6,732.33
Interest Payments	156,837.99	4b Industrial 57 7.49		Total	2,059,421.23
DEFERRED CHARGES	82,638.25	4c Apartments 78 9.82		LIABILITIES, RESERVES, AND SURPLUS	
SCHOOL, COUNTY, SPECIAL DISTRICT TAXES	8,472,724.17	Total 3047		Cash Liabilities	616,306.67
RESERVE FOR UNCOLLECTED TAXES	329,878.00	Land Area 1.30 Sq. Miles		Reserves for Receivables	408,576.39
EXPENDITURES TOTAL	14,993,317.23	Net Valuation Taxable-Municipal		Surplus Dec. 31, 1988	1,034,533.17
		Net Valuation Taxable-County		Total	2,059,421.23
		State Equalized Valuation			
		State Equalization Ratio			

0327
 Population 1980 7,085
 Population 1988 7,281
 S & P Rating
 Moody Rating

General Tax Rate Per \$100. 3.07
 State Equalized Tax Rate 2.22

PALMYRA BOROUGH - BURLINGTON CO.
Form of Government:
Borough Council
Number of Members on Governing Body - 6

PER CAPITA:
 Gross Debt 592.71
 Net Debt
 Debt Service 13.81
 Total Tax Levy 662.55
 Municipal Expenditures 346.11
 PER CENT:
 Gross Debt 2.28
 Net Debt
 Tax Levy Collected 96.15
 Tax Levy Cancelled, Abated or Adjusted

EXPENDITURES		REVENUES-REALIZED		1988 PROPERTY TAX	
GENERAL GOVERNMENT				STATE EQUALIZED TAX RATE \rightarrow 1.11	
Governing Body & Public Boards	12,020.04	1988 Property Taxes Collected 4,630,799.56		Local District School Taxes 1.11 2,384,267.00	
Municipal Clerk		1988 Payments in Lieu of Taxes 34,238.43		Regional & Consolidated School Tax	
Financial Administration	19,706.43	Delinquent Tax & Lien Collections 154,877.10		School Taxes in Municipal Budget	
Assessment of Taxes	3,571.00	Business Personalty Replacement Taxes 51,528.32		County Taxes .51 1,108,743.43	
Collection of Taxes	5,750.00	Taxes from Public Utilities 346,131.37		County Library Taxes .03 62,938.17	
Planning, Housing & Development	5,109.92	Other Miscellaneous Tax Revenues		Local Municipal Purpose Taxes .58 1,248,354.34	
Human Resources	33,033.56	State Aid Revenues 118,487.05		Veteran & Senior Citizen Taxes 92,700.00	
Elections		Federal Aid Revenues		Total Taxes for Rate Computation 2.23 4,897,002.94	
General Administration (other)	313,429.36	State and Local Fiscal Assistance Act Utilized		Special District Taxes	
JUDICIARY		Sole of Acquired Property 1,100.00		Bank Corp. Taxes	
Municipal Courts	35,924.00	Other Miscellaneous Revenues 310,415.55		Added and Omitted Taxes 10,104.48	
PUBLIC SAFETY		Total 5,647,577.38		Total Taxes Levied - ABSTRACT 4,824,005.93	
Fire Protection	99,535.00	Prior Years Surplus Appropriated 285,000.00		Total Taxes Billed 4,815,979.21	
Police Protection	587,269.73	REVENUES TOTAL 5,932,577.38		1988 TAXES COLLECTED 4,630,799.56	
Civil Defense & Disaster Control	1,700.00	Reserve For Uncollected Taxes 222,742.95		1988 Taxes Cancelled, Abated or Adjusted 144.47	
Environmental Inspection & Control	23,030.04	CAPITAL OUTLAY TOTAL 212,623.70		Transfer to Tax Title Liens or Foreclosed 6,515.88	
Other Public Safety		Public Enterprises 117,705.88		Balance Outstanding Dec. 31, 1988 178,519.30	
PUBLIC WORKS		Recreation—Culture 75,791.19		PRIOR YEARS TAXES OUTSTANDING	
Streets and Drainage	250,856.00	Buildings and Grounds 19,126.63		Balance January 1, 1988 143,465.94	
Sewers and Sewage Processing		Library and Education		Collected in 1988 142,751.16	
Garbage and Trash Disposal	447,432.60	Conservation		Cancelled, Abated or Adjusted 1988 112.63	
Public Buildings and Grounds	22,804.00	All Other		Transfers to Tax Title Liens or Foreclosed	
Other Public Works	10,708.80	CAPITAL DEBT AUTHORIZED, DECEMBER 31, 1988		Balance December 31, 1988 602.15	
HEALTH and WELFARE		ISSUED AND UNISSUED GROSS DEBT NET DEBT		TAX TITLE LIENS OUTSTANDING	
Health Services Except Environmental	840.00	School 3,394,750		Balance January 1, 1988 32,779.70	
Welfare-Public Assistance	7,300.00	Self-liquidating 920,750		Transfer From Taxes 6,515.88	
Hospitals, Clinics, First Aid		Other 4,315,500		Redeemed in 1988 12,125.94	
Animal, Insect, & Rodent Control		ISSUED AND OUTSTANDING		Cancelled, Abated or Adjusted (1988)	
Other Welfare Services		School 14,000.00		Transfers to Foreclosed Property	
RECREATION and CONSERVATION		Self-Liquidating 536,000.00		Balance December 31, 1988 27,169.64	
Beaches and Boardwalks	13,050.00	Other 550,000.00		PROPERTY ACQUIRED BY DEED OR	
Parks, Playgrounds, Shade Trees		EQUALIZED VALUATION BASIS		FORECLOSURE	
Land Reclamation & Conservation	10,335.00	FOR NET DEBT COMPUTATION 189,331,111		Balance January 1, 1988 16,400.00	
Other Recreational Services		REAL PROPERTY VALUATIONS		Transfers From Taxes or Liens	
EDUCATION (excluding schools)		Code Class # of Parcels % VAL'N ASSESSED VALUATION		Sale for Cash (1988) 1,100.00	
Libraries	1,600.00	1 Vacant Land 172 1.95 3,027,350.00		Cancelled, Abated or Adjusted (1988)	
Other Educational Services		2 Residential 2406 73.97 122,842,000.00		Transfers to Foreclosed Property	
STATUTORY EXPENDITURES		3 Farm		Balance December 31, 1988 27,169.64	
Pensions & F. I. C. A.	134,355.76	4a Commercial 120 8.55 13,293,200.00		PROPERTY ACQUIRED BY DEED OR	
Employee Fringe Benefits	108,777.00	4b Industrial 28 3.39 5,053,800.00		FORECLOSURE	
Other Statutory Expenditures	1,000.00	4c Apartments 91 6.64 10,335,800.00		Balance January 1, 1988 16,400.00	
CETA And Other Public Employment Programs		Total 2817 155,552,150.00		Transfers From Taxes or Liens	
MUNICIPAL FUNCTIONS		Land Area 1.92 Sq. Miles		Sale for Cash (1988) 1,100.00	
CAPITAL IMPROVEMENTS	2,169,738.79	Net Valuation Taxable-Municipal 156,335,746		Cancelled, Abated or Adjusted (1988)	
DEBT SERVICE		Net Valuation Taxable-County 188,096,127		Transfers to Foreclosed Property	
Principal Payments	70,000.00	State Equalized Valuation 215,456,726		Balance December 31, 1988 27,169.64	
Interest Payments	30,548.50	State Equalization Ratio 72.46		Emergencies & Other Deferred Charges	
DEFERRED CHARGES	26,995.55			State and Federal Aid Receivable	
SCHOOL, COUNTY, SPECIAL DISTRICT TAXES	3,553,748.60			Other Receivables 85,991.77	
RESERVE FOR UNCOLLECTED TAXES	222,742.95			Total 1,778,916.75	
EXPENDITURES TOTAL	6,075,974.39			LIABILITIES, RESERVES, AND SURPLUS	
				Cash Liabilities 1,205,987.29	
				Reserves for Receivables 305,382.86	
				Surplus Dec. 31, 1988 267,546.60	
				Total 1,778,916.75	

0246
 Population 1980 26,474
 Population 1988 25,496
 S & P Rating AA
 Moody Rating AA

General Tax Rate Per \$100. 1.36
 State Equalized Tax Rate 1.13

PARAMUS BOROUGH - BERGEN COUNTY
Form of Government:
Borough Council
Number of Members on Governing Body - 6

PER CAPITA:
 Grass Debt 1,024.97
 Net Debt 658.79
 Debt Service 48.42
 Total Tax Levy 1,554.05
 Municipal Expenditures 773.62

PER CENT:
 Grass Debt .90
 Net Debt .53
 Tax Levy Collected 97.15
 Tax Levy Cancelled, Abated or Adjusted 1.44

EXPENDITURES		REVENUES-REALIZED		1988 PROPERTY TAX	
GENERAL GOVERNMENT				STATE EQUALIZED TAX RATE	
Governing Body & Public Boards	47,100.00	1988 Property Taxes Collected	38,413,844.91	Local District School Taxes	.52 21,315,018.00
Municipal Clerk	130,630.00	1988 Payments in Lieu of Taxes		Regional & Consolidated School Tax	
Financial Administration	210,000.00	Delinquent Tax & Lien Collections	499,931.34	School Taxes in Municipal Budget	
Assessment of Taxes	160,350.00	Business Personalty Replacement Taxes	1,237,719.44	County Taxes	.17 5,826,490.39
Collection of Taxes	81,396.00	Taxes from Public Utilities	2,875,669.00	County Library Taxes	
Planning, Housing & Development	89,605.00	Other Miscellaneous Tax Revenues		Local Municipal Purpose Taxes	.34 11,715,172.36
Human Resources	64,406.00	State Aid Revenues	333,755.63	Veteran & Senior Citizen Taxes	264,350.00
Elections		Federal Aid Revenues		Total Taxes for Rate Computation	1.13 39,121,030.75
General Administration (other)	1,277,600.00	State and Local Fiscal Assistance Act Utilized		Special District Taxes	
JUDICIARY		Sale of Acquired Property		Bank Corp. Taxes	97,818.48
Municipal Courts	155,723.00	Other Miscellaneous Revenues	2,400,077.15	Added and Omitted Taxes	667,657.35
PUBLIC SAFETY		Total	45,760,997.47	Total Taxes Levied - ABSTRACT	39,622,156.58
Fire Protection	382,621.44	Prior Years Surplus Appropriated	1,600,000.00	Total Taxes Billed	39,541,848.59
Police Protection	5,459,735.00	REVENUES TOTAL	47,360,997.47	1988 TAXES COLLECTED	38,413,844.91
Civil Defense & Disaster Control	35,610.00	Reserve For Uncollected Taxes	1,545,207.61	1988 Taxes Cancelled, Abated or Adjusted	570,901.77
Environmental Inspection & Control	273,000.00			Transfer to Tax Title Liens or Foreclosed	
Other Public Safety		CAPITAL OUTLAY TOTAL	553,270.73	Balance Outstanding Dec. 31, 1988	557,101.91
PUBLIC WORKS				PRIOR YEARS TAXES OUTSTANDING	
Streets and Drainage	457,060.00	Public Enterprises	152,885.36	Balance January 1, 1988	500,609.40
Sewers and Sewage Processing	235,640.00	Recreation—Culture		Collected in 1988	499,931.34
Garbage and Trash Disposal	2,281,360.00	Public Works	126,833.31	Cancelled, Abated or Adjusted 1988	
Public Buildings and Grounds	113,750.00	Buildings and Grounds		Transfers to Tax Title Liens or Foreclosed	
Other Public Works	934,430.00	Library and Education	273,552.06	Balance December 31, 1988	678.06
HEALTH and WELFARE		Conservation		TAX TITLE LIENS OUTSTANDING	
Health Services Except Environmental	262,200.00	All Other		Balance January 1, 1988	
Welfare-Public Assistance	73,500.00			Transfer From Taxes	
Hospitals, Clinics, First Aid	2,000.00	CAPITAL DEBT AUTHORIZED, DECEMBER 31, 1988		Redeemed in 1988	
Animal, Insect, & Rodent Control	60,000.00	ISSUED AND UNISSUED GROSS DEBT		Cancelled, Abated or Adjusted (1988)	
Other Welfare Services		School	6,380,000	Transfers to Foreclosed Property	
RECREATION and CONSERVATION		Self-liquidating	6,514,535	Balance December 31, 1988	
Beaches and Boardwalks		Other	13,238,020	PROPERTY ACQUIRED BY DEED OR	
Parks, Playgrounds, Shade Trees	580,485.00	Total	26,132,605	FORECLOSURE	
Land Reclamation & Conservation	190,550.00			Balance January 1, 1988	23,978.00
Other Recreational Services	134,100.00	ISSUED AND OUTSTANDING		Transfers From Taxes or Liens	
EDUCATION (excluding schools)		School	6,330,000.00	Sale for Cash (1988)	
Libraries	990,501.00	Self-Liquidating	6,310,750.00	Cancelled, Abated or Adjusted (1988)	
Other Educational Services		Other	10,787,020.00	Balance December 31, 1988	23,978.00
STATUTORY EXPENDITURES		Total	23,477,770.00	CURRENT FINANCES DECEMBER 31, 1988	
Pensions & F. I. C. A.	1,198,495.56	EQUALIZED VALUATION BASIS		ASSETS	
Employee Fringe Benefits	650,000.00	FOR NET DEBT COMPUTATION	2,889,837,737	Cash Dec. 31, 1988	7,519,565.97
Other Statutory Expenditures		REAL PROPERTY VALUATIONS		Taxes Receivable	557,779.97
CETA And Other Public Employment Programs		Code Class # of Parcels % VAL'N		Tax Title Liens	
MUNICIPAL FUNCTIONS TOTAL	16,531,838.00	1 Vacant Land 257 1.52	43,379,200.00	Foreclosed Property	23,978.00
CAPITAL IMPROVEMENTS *MEMO*	255,000.00	2 Residential 7465 52.58	1,498,265,200.00	Emergencies & Other Deferred Charges	597,461.04
DEBT SERVICE		3 Farm 13 .03	997,300.00	State and Federal Aid Receivable	
Principal Payments	650,000.00	4a Commercial 415 41.05	1,169,669,800.00	Other Receivables	44,359.38
Interest Payments	584,500.00	4b Industrial 43 4.81	137,121,100.00	Total	8,743,144.36
DEFERRED CHARGES		4c Apartments		LIABILITIES, RESERVES, AND SURPLUS	
SCHOOL, COUNTY, SPECIAL DISTRICT TAXES	412,701.44	Total	2,849,432,600.00	Cash Liabilities	4,724,770.64
SCHOOL, COUNTY, SPECIAL DISTRICT TAXES	27,141,508.39	Land Area 10.35 Sq. Miles		Reserves for Receivables	626,117.35
RESERVE FOR UNCOLLECTED TAXES	1,545,207.61	Net Valuation Taxable-Municipal	2,858,396,415	Surplus Dec. 31, 1988	3,392,256.37
EXPENDITURES TOTAL	46,865,755.44	Net Valuation Taxable-County	3,082,354,316	Total	8,743,144.36
		State Equalized Valuation	3,431,294,586		
		State Equalization Ratio	83.26		

PARK RIDGE BOROUGH - BERGEN COUNTY

Form of Government:

Borough Council

Number of Members on Governing Body - 6

PER CAPITAL:

Gross Debt	1,315.06
Net Debt	895.50
Debt Service	84.55
Total Tax Levy	1,382.15
Municipal Expenditures	511.59

PER CENT:

Gross Debt	1.89
Net Debt	1.29
Tax Levy Collected	98.64
Tax Levy Cancelled, Abated or Adjusted	.07

0247	
Population 1980	3,515
Population 1988	3,403
S & P Rating	2.33
Moody Rating	41
General Tax Rate Per \$100.	
State Equalized Tax Rate	1.55

EXPENDITURES		REVENUES-REALIZED		1988 PROPERTY TAX	
GENERAL GOVERNMENT				STATE EQUALIZED TAX RATE	
Governing Body & Public Boards	13,153.00	1988 Property Taxes Collected	11,472,819.40	Local District School Taxes	.39
Municipal Clerk		1988 Payments in Lieu of Taxes	325,000.00	Regional & Consolidated School Tax	
Financial Administration	10,000.00	Delinquent Tax & Lien Collections	106,847.17	School Taxes in Municipal Budget	
Assessment of Taxes	16,340.00	Business Personalty Replacement Taxes	84,358.96	County Taxes	.21
Collection of Taxes	79,621.00	Taxes from Public Utilities	239,360.00	County Library Taxes	
Planning, Housing & Development	51,595.00	Other Miscellaneous Tax Revenues		Local Municipal Purpose Taxes	.45
Human Resources	33,225.57	State Aid Revenues	102,590.04	Veteran & Senior Citizen Taxes	
Elections		Federal Aid Revenues		Total Taxes for Rate Computation	1.55
General Administration (other)	420,723.00	State and Local Fiscal Assistance Act Utilized		Special District Taxes	
JUDICIARY		Sale of Acquired Property		Bank Corp. Taxes	
Municipal Courts	47,514.00	Other Miscellaneous Revenues	704,643.13	Added and Omitted Taxes	
PUBLIC SAFETY		Total	13,035,618.70	Total Taxes Levied - ABSTRACT	
Fire Protection	100,471.24	Prior Years Surplus Appropriated	360,000.00	Total Taxes Billed	
Police Protection	1,123,561.06	REVENUES	13,445,618.70	1988 TAXES COLLECTED	
Civil Defense & Disaster Control	2,755.00	Reserve For Uncollected Taxes	189,500.00	1988 Taxes Cancelled, Abated or Adjusted	
Environmental Inspection & Control	22,138.00	CAPITAL OUTLAY	1,858,732.39	Transfer to Tax Title Liens or Foreclosed	
Other Public Safety		Total		Balance Outstanding Dec. 31, 1988	
PUBLIC WORKS					
Streets and Drainage	403,273.00	Public Enterprises	602,288.60	PRIOR YEARS TAXES OUTSTANDING	
Sewers and Sewage Processing	330,723.00	Recreation—Culture	8,479.90	Balance January 1, 1988	
Garbage and Trash Disposal		Public Works	569,291.90	Collected in 1988	
Public Buildings and Grounds	68,736.00	Buildings and Grounds	678,671.99	Cancelled, Abated or Adjusted 1988	
Other Public Works	37,109.00	Library and Education		Transfers to Tax Title Liens or Foreclosed	
HEALTH and WELFARE		Conservation		Balance December 31, 1988	
Health Services Except Environmental	53,833.00	All Other		TAX TITLE LIENS OUTSTANDING	
Welfare-Public Assistance	1,529.00	CAPITAL DEBT AUTHORIZED, DECEMBER 31, 1988		Balance January 1, 1988	
Hospitals, Clinics, First Aid		ISSUED AND UNISSUED		Transfer From Taxes	
Animal, Insect, & Rodent Control		GROSS DEBT		Redeemed in 1988	
Other Welfare Services	300.00	School	479,000	Cancelled, Abated or Adjusted (1988)	
RECREATION and CONSERVATION		Self-liquidating	3,271,964	Transfers to Foreclosed Property	
Beaches and Boardwalks		Other	7,306,061	Balance December 31, 1988	
Parks, Playgrounds, Shade Trees	1,506.00	Total	11,057,026	PROPERTY ACQUIRED BY DEED OR	
Land Reclamation & Conservation				FORECLOSURE	
Other Recreational Services	12,429.00	ISSUED AND OUTSTANDING		Balance January 1, 1988	
EDUCATION (excluding schools)		School	479,000.00	Transfers From Taxes or Liens	
Libraries	170,122.00	Self-Liquidating	1,685,000.00	Sale for Cash (1988)	
Other Educational Services	300.00	Other	6,371,000.00	Cancelled, Abated or Adjusted (1988)	
STATUTORY EXPENDITURES		Total	8,535,000.00	Balance December 31, 1988	
Pensions & F. I. C. A.	262,339.00	EQUALIZED VALUATION BASIS		CURRENT FINANCES DECEMBER 31, 1988	
Employee Fringe Benefits	105,003.00	FOR NET DEBT COMPUTATION	583,799,937	ASSETS	
Other Statutory Expenditures		REAL PROPERTY VALUATIONS		Cash Dec. 31, 1988	
CETA And Other Public Employment Programs		Code Class # of Parcels % VAL'N		Taxes Receivable	
MUNICIPAL FUNCTIONS		1 Vacant Land 452 4.19	16,750,000.00	Tax Title Liens	
CAPITAL IMPROVEMENTS		2 Residential 242 74.79	299,206,900.00	Foreclosed Property	
DEBT SERVICE		3 Farm		Emergencies & Other Deferred Charges	
Principal Payments	340,000.00	4a Commercial 78 19.32	77,290,100.00	State and Federal Aid Receivable	
Interest Payments	370,918.63	4b Industrial 7 .74	2,954,500.00	Other Receivables	
DEFERRED CHARGES		4c Apartments 8 .96	3,842,100.00	Total	
SCHOOL, COUNTY, SPECIAL DISTRICT TAXES		Total 2987	400,043,600.00	LIABILITIES, RESERVES, AND SURPLUS	
RESERVE FOR UNCOLLECTED TAXES		Land Area 2.58 Sq. Miles		Cash Liabilities	
EXPENDITURES		Net Valuation Taxable-Municipal	401,848,046	Reserves for Receivables	
TOTAL	12,365,039.39	Net Valuation Taxable-County	606,345,403	Surplus Dec. 31, 1988	
		State Equalized Valuation	733,948,663	Total	
		State Equalization Ratio	54.64		

1429

Population 1980 49,868
 Population 1988 48,294
 S & P Rating AA-
 Moody Rating AA1

General Tax Rate Per \$100. 2.84
 State Equalized Tax Rate 1.53

PARSIPPANY-TROY HILLS TWP. - MOR. CO.

Form of Government:

Mayor-Council Plan E (OMCL 50)

Number of Members on Governing Body - 5

PER CAPITA.

Gross Debt 2,084.43
 Net Debt 1,050.62
 Debt Service 90.37
 Total Tax Levy 1,423.73
 Municipal Expenditures 573.25

PER CENT.

Gross Debt 2.91
 Net Debt 1.47
 Tax Levy Collected 93.19
 Tax Levy Cancelled, Abated or Adjusted .23

EXPENDITURES		REVENUES-REALIZED		1988 PROPERTY TAX	
GENERAL GOVERNMENT		1988 Property Taxes Collected		STATE EQUALIZED TAX RATE	
Governing Body & Public Boards		57,292,014.32		Local District School Taxes .39	
Municipal Clerk		101,000.00		Regional & Consolidated School Tax	
Financial Administration	523,502.00	1,337,409.50		School Taxes in Municipal Budget	
Assessment of Taxes		437,669.84		County Taxes .26	
Collection of Taxes		2,300,513.00		County Library Taxes .01	
Planning, Housing & Development	170,363.00	2,582,668.54		Local Municipal Purpose Taxes .37	
Human Resources		950,073.32		Veteran & Senior Citizen Taxes	
Elections	26,350.00	Federal Aid Revenues		Total Taxes for Rate Computation 1.53	
General Administration (other)	2,851,917.00	State and Local Fiscal Assistance Act Utilized		Special District Taxes	
JUDICIARY		Sale of Acquired Property		Bank Corp. Taxes	
Municipal Courts		Other Miscellaneous Revenues		Added and Omitted Taxes	
PUBLIC SAFETY		Total		Total Taxes Levied - ABSTRACT	
Fire Protection	182,922.00	79,017,363.39		Total Taxes Billed	
Police Protection	6,570,414.23	2,311,000.00		1988 TAXES COLLECTED	
Civil Defense & Disaster Control	24,105.00	81,328,863.39		1988 Taxes Cancelled, Abated or Adjusted	
Environmental Inspection & Control	540,820.00	Reserve For Uncollected Taxes		Transfer to Tax Title Liens or Foreclosed	
Other Public Safety		TOTAL		Balance Outstanding Dec. 31, 1988	
PUBLIC WORKS		CAPITAL OUTLAY		PRIOR YEARS TAXES OUTSTANDING	
Streets and Drainage	1,616,574.00	Public Enterprises		Balance January 1, 1988	
Sewers and Sewage Processing		Recreation-Culture		Collected in 1988	
Garbage and Trash Disposal	4,438,000.00	Public Works		Cancelled, Abated or Adjusted 1988	
Public Buildings and Grounds	531,900.00	Buildings and Grounds		Transfers to Tax Title Liens or Foreclosed	
Other Public Works		Library and Education		Balance December 31, 1988	
HEALTH and WELFARE		Conservation		TAX TITLE LIENS OUTSTANDING	
Health Services Except Environmental	251,140.00	All Other		Balance January 1, 1988	
Welfare-Public Assistance	69,658.00	CAPITAL DEBT AUTHORIZED, DECEMBER 31, 1988		Transfer From Taxes	
Hospitals, Clinics, First Aid	3,500.00	ISSUED AND UNISSUED		Redeemed in 1988	
Animal, Insect, & Rodent Control	32,554.00	GROSS DEBT		Cancelled, Abated or Adjusted (1988)	
Other Welfare Services	42,500.00	NET DEBT		Transfers to Foreclosed Property	
RECREATION and CONSERVATION		Schaal		Balance December 31, 1988	
Beaches and Boardwalks		Self-liquidating		PROPERTY ACQUIRED BY DEED OR	
Parks, Playgrounds, Shade Trees	709,416.00	Other		FORECLOSURE	
Land Reclamation & Conservation	40,275.00	Total		Balance January 1, 1988	
Other Recreational Services	356,095.00	ISSUED AND OUTSTANDING		Transfers From Taxes or Liens	
EDUCATION (excluding schools)		Schaal		Sale for Cash (1988)	
Libraries	994,653.00	Self-Liquidating		Cancelled, Abated or Adjusted (1988)	
Other Educational Services		Other		Balance December 31, 1988	
STATUTORY EXPENDITURES		Total		CURRENT FINANCES DECEMBER 31, 1988	
Pensions & F. I. C. A.	1,336,504.14	EQUALIZED VALUATION BASIS		ASSETS	
Employee Fringe Benefits		FOR NET DEBT COMPUTATION		Cash Dec. 31, 1988	
Other Statutory Expenditures	2,500.00	REAL PROPERTY VALUATIONS		Taxes Receivable	
CETA and Other Public Employment Programs		Code Class # of Parcels % VAL'N		Tax Title Liens	
MUNICIPAL FUNCTIONS		1 Vacant Land 631 2.15		Foreclosed Property	
CAPITAL IMPROVEMENTS	332,000.00	2 Residential 11317 45.99		Emergencies & Other Deferred Charges	
DEBT SERVICE		3 Farm 12 .04		State and Federal Aid Receivable	
Principal Payments	1,535,000.00	4a Commercial 455 37.33		Other Receivables	
Interest Payments	2,829,362.00	4b Industrial 53 5.34		Total	
DEFERRED CHARGES		4c Apartments 33 3.44		LIABILITIES, RESERVES, AND SURPLUS	
SCHOOL, COUNTY, SPECIAL DISTRICT TAXES	780,407.73	Total 12473		Cash Liabilities	
RESERVE FOR UNCOLLECTED TAXES	1,465,243.75	Land Area 24.30 Sq. Miles		Reserves for Receivables	
EXPENDITURES	78,201,392.67	Net Valuation Taxable-Municipal		Surplus Dec. 31, 1988	
		Net Valuation Taxable-County		Total	
		State Equalized Valuation			
		State Equalization Ratio			

1607

Population 1980 52,463
 Population 1988 53,257
 S & P Rating
 Moody Rating

General Tax Rate Per \$100.

11.05

State Equalized Tax Rate

2.64

PASSAIC CITY - PASSAIC COUNTY

Form of Government:

Mayor-Council Plan B (OMCL 50)

Number of Members on Governing Body - 7

PER CAPITA:

Gross Debt 455.78
 Net Debt 123.37
 Debt Service 2.41
 Total Tax Levy 581.41
 Municipal Expenditures 581.35

PER CENT:

Gross Debt 2.71
 Net Debt .73
 Tax Levy Collected 97.92
 Tax Levy Cancelled, Abated or Adjusted .06

EXPENDITURES		REVENUES-REALIZED		1988 PROPERTY TAX	
GENERAL GOVERNMENT				STATE EQUALIZED TAX RATE	
Governing Body & Public Boards	149,651.00	1988 Property Taxes Collected	30,074,264.29	Local District School Taxes	.93
Municipal Clerk	161,361.00	1988 Payments in Lieu of Taxes	315,221.00	Regional & Consolidated School Tax	
Financial Administration	295,635.00	Delinquent Tax & Lien Collections	481,057.00	School Taxes in Municipal Budget	
Assessment of Taxes	203,759.00	Business Personalty Replacement Taxes	2,280,206.00	County Taxes	.42
Collection of Taxes	151,800.00	Taxes from Public Utilities	2,288,982.00	County Library Taxes	
Planning, Housing & Development	407,721.00	Other Miscellaneous Tax Revenues		Local Municipal Purpose Taxes	1.29
Human Resources	2,035,657.67	State Aid Revenues	7,352,291.42	Veteran & Senior Citizen Taxes	
Elections	15,700.00	Federal Aid Revenues		Total Taxes for Rate Computation	2.64
General Administration (other)	2,222,390.00	State and Local Fiscal Assistance Act Utilized		Special District Taxes	
JUDICIARY		Sole of Acquired Property		Bank Corp. Taxes	260,800.00
Municipal Courts	338,355.00	Other Miscellaneous Revenues	2,372,782.00	Added and Omitted Taxes	93,208.78
PUBLIC SAFETY		Total	45,164,803.71	Total Taxes Levied - ABSTRACT	30,964,212.25
Fire Protection	4,197,502.00	Prior Years Surplus Appropriated	925,000.00	Total Taxes Billed	30,713,476.48
Police Protection	4,166,966.91	REVENUES TOTAL	46,089,803.71	1988 TAXES COLLECTED	30,074,264.29
Civil Defense & Disaster Control	85,163.00	Reserve For Uncollected Taxes	905,224.75	1988 Taxes Cancelled, Abated or Adjusted	19,549.83
Environmental Inspection & Control	334,632.00	CAPITAL OUTLAY TOTAL	839,519.86	Transfer to Tax Title Liens or Foreclosed	
Other Public Safety				Balance Outstanding Dec. 31, 1988	619,662.36
PUBLIC WORKS				PRIOR YEARS TAXES OUTSTANDING	
Streets and Drainage	1,083,537.00	Public Enterprises		Balance January 1, 1988	481,697.00
Sewers and Sewage Processing	6,927,578.70	Recreation—Culture		Collected in 1988	481,057.00
Gorbage and Trash Disposal		Public Works	839,519.86	Cancelled, Abated or Adjusted 1988	590.00
Public Buildings and Grounds		Buildings and Grounds		Transfers to Tax Title Liens or Foreclosed	
Other Public Works	125,891.00	Librory and Education		Balance December 31, 1988	50.00
HEALTH and WELFARE		Conservation		TAX TITLE LIENS OUTSTANDING	
Health Services Except Environmental	857,491.73	All Other		Balance January 1, 1988	
Welfare-Public Assistance	90,000.00	CAPITAL DEBT AUTHORIZED, DECEMBER 31, 1988		Transfer From Taxes	
Hospitals, Clinics, First Aid		ISSUED AND UNISSUED		Redeemed in 1988	
Animal, Insect, & Rodent Control	67,506.00	SCHOOL	10,255,000	Cancelled, Abated or Adjusted (1988)	
Other Welfare Services	630,142.00	Self-liquidating	7,448,000	Transfers to Foreclosed Property	
RECREATION and CONSERVATION		Other	6,570,300	Balance December 31, 1988	
Beaches and Boardwalks		Total	24,273,300	PROPERTY ACQUIRED BY DEED OR FORECLOSURE	
Parks, Playgrounds, Shade Trees	54,397.00	ISSUED AND OUTSTANDING		Balance January 1, 1988	744,791.00
Land Reclamation & Conservation	47,736.51	SCHOOL	10,255,000.00	Transfers From Taxes or Liens	
Other Recreational Services	209,257.00	Self-Liquidating	7,448,000.00	Sale for Cash (1988)	
EDUCATION (excluding schools)		Other	5,328,000.00	Cancelled, Abated or Adjusted (1988)	
Libraries	773,000.00	Total	23,031,000.00	Balance December 31, 1988	744,791.00
Other Educational Services		EQUALIZED VALUATION BASIS		CURRENT FINANCES DECEMBER 31, 1988	
STATUTORY EXPENDITURES		FOR NET DEBT COMPUTATION	897,263,514	ASSETS	
Pensions & F. I. C. A.	2,819,694.00	REAL PROPERTY VALUATIONS		Cash Dec. 31, 1988	12,029,753.18
Employee Fringe Benefits	1,380,272.00	Code Class # of Parcels % VAL'N		Taxes Receivable	619,712.36
Other Statutory Expenditures	75,000.00	1 Vacant Land 338 .73	1,956,400.00	Tax Title Liens	
CETA And Other Public Employment Programs		2 Residential 5718 48.64	130,733,000.00	Foreclosed Property	744,791.00
MUNICIPAL FUNCTIONS TOTAL	29,909,356.52	3 Farm		Emergencies & Other Deferred Charges	717,768.00
CAPITAL IMPROVEMENTS *MEMO*	94,000.00	4a Commercial 1377 25.10	67,448,500.00	State and Federal Aid Receivable	1,069,525.75
DEBT SERVICE		4b Industrial 143 11.77	31,623,500.00	Other Receivables	351,509.76
Principal Payments		4c Apartments 388 13.77	37,006,200.00	Total	15,533,060.05
Interest Payments	123,119.91	Total	268,772,600.00	LIABILITIES, RESERVES, AND SURPLUS	
DEFERRED CHARGES	13,453.00	Land Area 3.20 Sq. Miles		Cash Liabilities	12,474,665.03
SCHOOL, COUNTY, SPECIAL DISTRICT TAXES	15,635,045.02	Net Valuation Taxable-Municipal	277,106,495	Reserves for Receivables	1,716,013.10
RESERVE FOR UNCOLLECTED TAXES	905,224.75	Net Valuation Taxable-County	973,493,479	Surplus Dec. 31, 1988	1,342,381.92
EXPENDITURES TOTAL	46,597,199.20	State Equalized Valuation	1,134,885,420	Total	15,533,060.05
		State Equalization Ratio	23.36		

1430
 Population 1980 7,275
 Population 1988 7,706
 S & P Rating AA
 Moody Rating A1

General Tax Rate Per \$100. 2.19
 State Equalized Tax Rate 1.53

PASSAIC TOWNSHIP – MORRIS COUNTY
Form of Government:
Township Committee
Number of Members on Governing Body – 5

PER CAPITA:
 Gross Debt 2,176.43
 Net Debt 2,136.52
 Debt Service 140.82
 Total Tax Levy 1,365.33
 Municipal Expenditures 745.61

PER CENT.
 Gross Debt 2.99
 Net Debt 2.93
 Tax Levy Collected 97.25
 Tax Levy Cancelled, Abated or Adjusted .30

EXPENDITURES		REVENUES-REALIZED		1988 PROPERTY TAX	
GENERAL GOVERNMENT				STATE EQUALIZED TAX RATE	
Governing Body & Public Boards		1988 Property Taxes Collected	10,263,143.40	Local District School Taxes	3,793,103.00
Municipal Clerk		1988 Payments in Lieu of Taxes	1,725.03	Regional & Consolidated School Tax	2,113,461.62
Financial Administration	38,135.00	Delinquent Tax & Lien Collections	276,004.43	School Taxes in Municipal Budget	
Assessment of Taxes	24,300.00	Business Personalty Replacement Taxes	107,170.96	County Taxes	1,517,919.32
Collection of Taxes	37,700.00	Taxes from Public Utilities	1,292,553.00	County Library Taxes	
Planning, Housing & Development	73,020.74	Other Miscellaneous Tax Revenues		Local Municipal Purpose Taxes	2,965,244.03
Human Resources	36,457.92	State Aid Revenues	39,745.86	Veteran & Senior Citizen Taxes	62,250.00
Elections		Federal Aid Revenues		Total Taxes for Rate Computation	10,451,982.97
General Administration (other)	553,269.00	State and Local Fiscal Assistance Act Utilized	703.00	Special District Taxes	
JUDICIARY		Sale of Acquired Property		Bank Corp. Taxes	3,193.21
Municipal Courts	47,225.83	Other Miscellaneous Revenues	1,096,695.03	Added and Omitted Taxes	123,275.65
PUBLIC SAFETY		Total	13,127,745.71	Total Taxes Levied - ABSTRACT	10,521,201.83
Fire Protection	134,937.36	Prior Years Surplus Appropriated	313,000.00	Total Taxes Billed	10,553,233.48
Police Protection	883,211.12	REVENUES TOTAL	13,440,745.71	1988 TAXES COLLECTED	10,263,143.40
Civil Defense & Disaster Control	1,030.00	Reserve For Uncollected Taxes	533,095.25	1988 Taxes Cancelled, Abated or Adjusted	32,153.09
Environmental Inspection & Control	51,345.00			Transfer to Tax Title Liens or Foreclosed	7,470.09
Other Public Safety		CAPITAL OUTLAY TOTAL	436,055.70	Balance Outstanding Dec. 31, 1988	250,461.90
PUBLIC WORKS				PRIOR YEARS TAXES OUTSTANDING	
Streets and Drainage	458,659.35	Public Enterprises		Balance January 1, 1988	314,735.26
Sewers and Sewage Processing	684,257.00	Recreation—Culture		Collected in 1988	270,004.43
Garbage and Trash Disposal	325,000.00	Public Works	240,596.69	Cancelled, Abated or Adjusted 1988	
Public Buildings and Grounds	19,100.00	Buildings and Grounds	195,459.01	Transfers to Tax Title Liens or Foreclosed	6,525.93
Other Public Works	25,640.00	Library and Education		Balance December 31, 1988	32,204.90
HEALTH and WELFARE		Conservation		TAX TITLE LIENS OUTSTANDING	
Health Services Except Environmental	29,090.00	All Other		Balance January 1, 1988	74.62
Welfare-Public Assistance	9,877.00			Transfer From Taxes	15,163.77
Hospitals, Clinics, First Aid		CAPITAL DEBT AUTHORIZED, DECEMBER 31, 1988		Redeemed in 1988	
Animal, Insect, & Rodent Control	7,490.00	ISSUED AND UNISSUED		Cancelled, Abated or Adjusted (1988)	
Other Welfare Services		School	305,937	Transfers to Foreclosed Property	
RECREATION and CONSERVATION		Self-liquidating	16,466,000	Balance December 31, 1988	15,233.39
Beaches and Boardwalks		Other	16,771,938	PROPERTY ACQUIRED BY DEED OR FORECLOSURE	
Parks, Playgrounds, Shade Trees	7,290.00	Total	16,466,000	Balance January 1, 1988	316,975.00
Land Reclamation & Conservation	5,000.00			Transfers From Taxes or Liens	
Other Recreational Services	37,700.00	ISSUED AND OUTSTANDING		Sale for Cash (1988)	
EDUCATION (excluding schools)		School	305,937.60	Cancelled, Abated or Adjusted (1988)	
Libraries	129,375.00	Self-Liquidating	13,213,600.00	Balance December 31, 1988	316,975.00
Other Educational Services	250.00	Other	13,524,537.60	CURRENT FINANCES DECEMBER 31, 1988	
STATUTORY EXPENDITURES		Total		ASSETS	
Pensions & F. I. C. A.	307,997.33	EQUALIZED VALUATION BASIS		Cash Dec. 31, 1988	1,455,298.48
Employee Fringe Benefits	76,800.00	FOR NET DEBT COMPUTATION	561,619,700	Taxes Receivable	282,666.30
Other Statutory Expenditures		REAL PROPERTY VALUATIONS		Tax Title Liens	15,238.39
CETA And Other Public Employment Programs		Code Class # of Parcels % VAL'N	ASSESSED VALUATION	Foreclosed Property	316,975.00
MUNICIPAL FUNCTIONS		1 Vacant Land 377 3.19	14,939,150.00	Emergencies & Other Deferred Charges	63,872.08
CAPITAL IMPROVEMENTS	*MEMO*	2 Residential 2499 86.45	405,393,225.00	State and Federal Aid Receivable	
DEBT SERVICE		3 Farm 45 .61	2,363,800.00	Other Receivables	62,926.77
Principal Payments	730,200.00	4a Commercial 107 8.29	38,855,800.00	Total	2,196,977.52
Interest Payments	354,976.94	4b Industrial 19 1.36	6,392,300.00	LIABILITIES, RESERVES, AND SURPLUS	
		4c Apartments 1 .11	496,100.00	Cash Liabilities	604,326.83
		Total 3048	468,940,375.00	Reserves for Receivables	677,806.96
DEFERRED CHARGES		Land Area 12.50 Sq. Miles		Surplus Dec. 31, 1988	914,843.73
SCHOOL, COUNTY, SPECIAL DISTRICT TAXES	116,000.00	Net Valuation Taxable-Municipal	476,114,997	Total	2,196,977.52
RESERVE FOR UNCOLLECTED TAXES	7,424,488.94	Net Valuation Taxable-County	656,141,445		
EXPENDITURES		State Equalized Valuation	677,280,902		
TOTAL	13,177,899.28	State Equalization Ratio	69.98		

1608

Population 1980 137,970
 Population 1988 138,791
 S & P Rating B33
 Moody Rating BAA1

General Tax Rate Per \$100.

12.18

State Equalized Tax Rate

3.09

PATERSON CITY - PASSAIC COUNTY

Form of Government:

Mayor-Council Plan D (OMCL 50)

Number of Members on Governing Body - 9

PER CAPITA:

Gross Debt 815.26
 Net Debt 337.78
 Debt Service 96.51
 Total Tax Levy 559.67
 Municipal Expenditures 702.25

PER CENT:

Gross Debt 5.73
 Net Debt 2.37
 Tax Levy Collected 94.86
 Tax Levy Cancelled, Abated or Adjusted .45

EXPENDITURES		REVENUES-REALIZED		1988 PROPERTY TAX	
GENERAL GOVERNMENT				STATE EQUALIZED TAX RATE	
Governing Body & Public Boards	835,955.39	1988 Property Taxes Collected	73,532,674.35	Local District School Taxes	1.31
Municipal Clerk	136,433.69	1988 Payments in Lieu of Taxes	2,522,976.23	Regional & Consolidated School Tax	
Financial Administration	490,116.33	Delinquent Tax & Lien Collections	3,013,550.73	School Taxes in Municipal Budget	.04
Assessment of Taxes		Business Personalty Replacement Taxes	2,448,544.20	County Taxes	.41
Collection of Taxes	341,910.44	Taxes from Public Utilities	5,722,150.70	County Library Taxes	
Planning, Housing & Development	3,533,373.91	Other Miscellaneous Tax Revenues		Local Municipal Purpose Taxes	1.34
Human Resources	4,179,523.50	State Aid Revenues	35,206,964.64	Veteran & Senior Citizen Taxes	
Elections	113,436.33	Federal Aid Revenues	1,309,170.98	Total Taxes for Rate Computation	3.10
General Administration (other)	7,621,077.00	State and Local Fiscal Assistance Act Utilized		Special District Taxes	
JUDICIARY		Sale of Acquired Property	120,000.00	Bank Corp Taxes	
Municipal Courts	773,533.93	Other Miscellaneous Revenues	12,494,265.67	Added and Omitted Taxes	
PUBLIC SAFETY		Total	136,370,297.50	Total Taxes Levied - ABSTRACT	
Fire Protection	11,222,336.97	Prior Years Surplus Appropriated	500,000.00	Total Taxes Billed	
Police Protection	14,765,013.84	REVENUES	136,870,297.50	1988 TAXES COLLECTED	
Civil Defense & Disaster Control	16,530.00	Reserve For Uncollected Taxes	3,948,708.89	1988 Taxes Cancelled, Abated or Adjusted	
Environmental Inspection & Control		CAPITAL OUTLAY	7,376,647.43	Transfer to Tax Title Liens or Foreclosed	
Other Public Safety		Total		Balance Outstanding Dec. 31, 1988	
PUBLIC WORKS					
Streets and Drainage	3,637,823.20	Public Enterprises		PRIOR YEARS TAXES OUTSTANDING	
Sewers and Sewage Processing	16,548,641.51	Recreation—Culture		Balance January 1, 1988	
Garbage and Trash Disposal		Public Works	1,200,229.43	Collected in 1988	
Public Buildings and Grounds	1,846,698.96	Buildings and Grounds	2,526,265.64	Cancelled, Abated or Adjusted 1988	
Other Public Works	225,734.12	Library and Education	3,650,152.36	Transfers to Tax Title Liens or Foreclosed	
HEALTH and WELFARE		Conservation		Balance December 31, 1988	
Health Services Except Environmental	2,645,824.72	All Other		TAX TITLE LIENS OUTSTANDING	
Welfare-Public Assistance	429,826.38			Balance January 1, 1988	
Hospitals, Clinics, First Aid		CAPITAL DEBT AUTHORIZED, DECEMBER 31, 1988		Transfer From Taxes	
Animal, Insect, & Rodent Control	73,300.00	ISSUED AND UNISSUED		Redeemed in 1988	
Other Welfare Services	693,338.32	School	39,052,000	Cancelled, Abated or Adjusted (1988)	
RECREATION and CONSERVATION		Self-Liquidating	13,833,000	Transfers to Foreclosed Property	
Beaches and Boardwalks		Other	55,265,339	Balance December 31, 1988	
Parks, Playgrounds, Shade Trees	599,324.21	Total	113,150,339	PROPERTY ACQUIRED BY DEED OR	
Land Reclamation & Conservation				FORECLOSURE	
Other Recreational Services	427,550.56	ISSUED AND OUTSTANDING		Balance January 1, 1988	
EDUCATION (excluding schools)		School	39,052,000.00	Transfers From Taxes or Liens	
Libraries	917,200.00	Self-Liquidating	13,833,000.00	Sale for Cash (1988)	
Other Educational Services	107,210.79	Other	52,846,339.00	Cancelled, Abated or Adjusted (1988)	
STATUTORY EXPENDITURES		Total	110,731,339.00	Balance December 31, 1988	
Pensions & F. I. C. A.	7,274,704.58	EQUALIZED VALUATION BASIS		CURRENT FINANCES DECEMBER 31, 1988	
Employee Fringe Benefits		FOR NET DEBT COMPUTATION	1,975,842,403	ASSETS	
Other Statutory Expenditures	12,000.00	REAL PROPERTY VALUATIONS		Cash Dec. 31, 1988	
CETA And Other Public Employment Programs		Code Class # of Parcels % VAL'N		Taxes Receivable	
MUNICIPAL FUNCTIONS		1 Vacant Land 2208 1.54	9,526,732.00	Tax Title Liens	
CAPITAL IMPROVEMENTS	227,500.00	2 Residential 17158 58.36	360,001,460.00	Foreclosed Property	
DEBT SERVICE		3 Farm		Emergencies & Other Deferred Charges	
Principal Payments	3,325,072.41	4a Commercial 2428 21.56	132,933,220.00	State and Federal Aid Receivable	
Interest Payments	5,070,304.74	4b Industrial 452 10.33	66,813,300.00	Other Receivables	
TYPE I SCHL DEBT *MEMO	7,698,652.50	4c Apartments 438 7.70	47,498,200.00	Total	
DEFERRED CHARGES	651,301.01	Total 22734	616,823,412.00	LIABILITIES, RESERVES, AND SURPLUS	
SCHOOL, COUNTY, SPECIAL DISTRICT TAXES	43,343,292.72	Land Area 8.44 Sq. Miles		Cash Liabilities	
RESERVE FOR UNCOLLECTED TAXES	3,948,708.89	Net Valuation Taxable-Municipal	627,227,269	Reserves for Receivables	
EXPENDITURES		Net Valuation Taxable-County	2,022,821,035	Surplus Dec. 31, 1988	
TOTAL	140,308,736.55	State Equalized Valuation	2,441,094,392	Total	
		State Equalization Ratio	25.38		

* ABOVE DEBT SERVICE INCLUDES TYPE I SCHOOL DEBT

0814
 Population 1980 6,944
 Population 1988 6,591
 S & P Rating
 Moody Rating

General Tax Rate Per \$100. 2.55
 State Equalized Tax Rate 2.64

PAULSBORO BOROUGH GLOUCESTER CO.
Form of Government:
Borough Council
Number of Members on Governing Body - 6

PER CAPITA:
 Grass Debt 216.81
 Net Debt 83.75
 Debt Service 15.29
 Total Tax Levy 727.46
 Municipal Expenditures 390.67

PER CENT:
 Grass Debt .89
 Net Debt .34
 Tax Levy Collected 93.21
 Tax Levy Cancelled, Abated or Adjusted .13

EXPENDITURES		REVENUES-REALIZED		1988 PROPERTY TAX	
GENERAL GOVERNMENT				STATE EQUALIZED TAX RATE	
Governing Body & Public Boards	21,350.00	1988 Property Taxes Collected	4,464,771.90	Local District School Taxes	1.01
Municipal Clerk	26,355.00	1988 Payments in Lieu of Taxes		Regional & Consolidated School Tax	
Financial Administration	52,307.00	Delinquent Tax & Lien Collections	239,146.37	School Taxes in Municipal Budget	
Assessment of Taxes	10,514.00	Business Personalty Replacement Taxes	122,361.64	County Taxes	.73
Collection of Taxes	24,435.00	Taxes from Public Utilities	220,030.00	County Library Taxes	
Planning, Housing & Development	4,999.00	Other Miscellaneous Tax Revenues		Local Municipal Purpose Taxes	.39
Human Resources	89,737.31	State Aid Revenues	213,088.92	Veteran & Senior Citizen Taxes	
Elections	3,150.00	Federal Aid Revenues		Total Taxes for Rate Computation	2.63
General Administration (other)	245,922.00	State and Local Fiscal Assistance Act Utilized		Special District Taxes	
JUDICIARY		Sale of Acquired Property		Bank Corp. Taxes	4,704.32
Municipal Courts	31,138.05	Other Miscellaneous Revenues	220,132.24	Added and Omitted Taxes	12,445.95
PUBLIC SAFETY		Total	5,478,587.07	Total Taxes Levied - ABSTRACT	4,794,713.46
Fire Protection	46,068.52	Prior Years Surplus Appropriated	172,373.51	Total Taxes Billed	4,790,009.14
Police Protection	632,518.71	REVENUES TOTAL	5,650,965.58	1988 TAXES COLLECTED	4,464,771.90
Civil Defense & Disaster Control	700.00	Reserve For Uncollected Taxes	273,840.00	1988 Taxes Cancelled, Abated or Adjusted	6,171.00
Environmental Inspection & Control	35,434.00	CAPITAL OUTLAY TOTAL	72,760.85	Transfer to Tax Title Liens or Foreclosed	15,743.01
Other Public Safety		Public Enterprises	35,652.50	Balance Outstanding Dec. 31, 1988	303,113.23
PUBLIC WORKS		Recreation—Culture		PRIOR YEARS TAXES OUTSTANDING	
Streets and Drainage	212,975.00	Public Works	36,152.50	Balance January 1, 1988	232,303.63
Sewers and Sewage Processing	319,353.00	Buildings and Grounds	955.35	Collected in 1988	214,664.93
Garbage and Trash Disposal		Library and Education		Cancelled, Abated or Adjusted 1988	
Public Buildings and Grounds	40,500.00	Conservation		Transfers to Tax Title Liens or Foreclosed	12,282.16
Other Public Works	16,000.00	All Other		Balance December 31, 1988	5,356.54
HEALTH and WELFARE		CAPITAL DEBT AUTHORIZED, DECEMBER 31, 1988		TAX TITLE LIENS OUTSTANDING	
Health Services Except Environmental	2,118.00	ISSUED AND UNISSUED		Balance January 1, 1988	44,315.07
Welfare-Public Assistance	17,123.00	School	557,000	Transfer From Taxes	27,999.27
Hospitals, Clinics, First Aid		Self-liquidating	320,000	Redeemed in 1988	23,481.44
Animal, Insect, & Rodent Control	4,200.00	Other	551,965	Cancelled, Abated or Adjusted (1988)	
Other Welfare Services		Total	1,428,965	Transfers to Foreclosed Property	10,653.40
RECREATION and CONSERVATION		ISSUED AND OUTSTANDING		Balance December 31, 1988	40,679.50
Beaches and Boardwalks		School	557,000.00	PROPERTY ACQUIRED BY DEED OR FORECLOSURE	
Parks, Playgrounds, Shade Trees	15,700.00	Self-liquidating	320,000.00	Balance January 1, 1988	359,146.60
Land Reclamation & Conservation	100.00	Other	551,965.90	Transfers From Taxes or Liens	10,653.00
Other Recreational Services	5,740.00	Total	1,428,965.90	Sale for Cash (1988)	3,425.00
EDUCATION (excluding schools)		EQUALIZED VALUATION BASIS		Cancelled, Abated or Adjusted (1988)	12,575.00
Libraries	54,790.15	FOR NET DEBT COMPUTATION	160,513,465	Balance December 31, 1988	353,799.60
Other Educational Services		REAL PROPERTY VALUATIONS		CURRENT FINANCES DECEMBER 31, 1988	
STATUTORY EXPENDITURES		Code Class # of Parcels % VAL'N	ASSESSED VALUATION	ASSETS	
Pensions & F. I. C. A.	151,700.00	1 Vacant Land 262 2.23	4,224,700.00	Cash Dec. 31, 1988	834,547.56
Employee Fringe Benefits	110,831.00	2 Residential 1953 52.92	97,837,500.00	Taxes Receivable	308,474.77
Other Statutory Expenditures	9,000.00	3 Farm		Tax Title Liens	40,679.50
CETA And Other Public Employment Programs		4a Commercial 170 35.37	65,400,400.00	Foreclosed Property	353,799.60
MUNICIPAL FUNCTIONS TOTAL	2,184,435.24	4b Industrial 9 7.09	13,109,400.00	Emergencies & Other Deferred Charges	63,440.00
CAPITAL IMPROVEMENTS *MEMO*	43,000.00	4c Apartments 8 2.34	4,319,300.00	State and Federal Aid Receivable	20,618.39
DEBT SERVICE		Total 2407	134,391,300.00	Other Receivables	30,482.62
Principal Payments	55,944.97	Land Area 2.09 Sq. Miles		Total	1,652,042.43
Interest Payments	44,836.51	Net Valuation Taxable-Municipal	187,626,616	LIABILITIES, RESERVES, AND SURPLUS	
DEFERRED CHARGES	15,850.00	Net Valuation Taxable-County	172,234,033	Cash Liabilities	357,735.94
SCHOOL, COUNTY, SPECIAL DISTRICT TAXES	3,163,563.19	State Equalized Valuation	131,201,322	Reserves for Receivables	733,436.49
RESERVE FOR UNCOLLECTED TAXES	273,840.00	State Equalization Ratio	103.60	Surplus Dec. 31, 1988	560,320.00
EXPENDITURES TOTAL	5,733,479.91			Total	1,652,042.43

PEAPACK GLADSTONE BORO. - SOM. CO.

Form of Government:

Borough Council

Number of Members on Governing Body - 6

PER CAPITA:

Gross Debt 682.98
Net Debt 299.31
Debt Service 516.56
Total Tax Levy 2,312.14
Municipal Expenditures 1,529.42

PER CENT:

Gross Debt .34
Net Debt .15
Tax Levy Collected 94.92
Tax Levy Cancelled, Abated or Adjusted 3.78

1815

Population 1980 2,038
Population 1988 2,065
S & P Rating
Moody Rating

General Tax Rate Per \$100.

.79

State Equalized Tax Rate

.97

EXPENDITURES		REVENUES-REALIZED		1988 PROPERTY TAX	
GENERAL GOVERNMENT				STATE EQUALIZED TAX RATE	
Governing Body & Public Boards				Local District School Taxes	.31
Municipal Clerk				Regional & Consolidated School Tax	
Financial Administration	52,240.00	1988 Property Taxes Collected		School Taxes in Municipal Budget	
Assessment of Taxes	25,525.00	1988 Payments in Lieu of Taxes		County Taxes	.40
Collection of Taxes	34,355.00	Delinquent Tax & Lien Collections		County Library Taxes	.02
Planning, Housing & Development	23,933.00	Business Personalty Replacement Taxes		Local Municipal Purpose Taxes	.24
Human Resources	6,000.00	Taxes from Public Utilities		Veteran & Senior Citizen Taxes	
Elections		Other Miscellaneous Tax Revenues		Total Taxes for Rate Computation	.97
General Administration (other)	369,350.00	State Aid Revenues		Special District Taxes	
JUDICIARY		Federal Aid Revenues		Bank Corp. Taxes	
Municipal Courts	19,400.00	State and Local Fiscal Assistance Act Utilized		Added and Omitted Taxes	9,937.23
PUBLIC SAFETY		Sale of Acquired Property		Total Taxes Levied - ABSTRACT	4,774,568.87
Fire Protection	57,148.16	Other Miscellaneous Revenues		Total Taxes Billed	4,812,461.38
Police Protection	312,040.79	Prior Years Surplus Appropriated		1988 TAXES COLLECTED	4,568,170.64
Civil Defense & Disaster Control	1,350.00	REVENUES TOTAL		1988 Taxes Cancelled, Abated or Adjusted	181,801.97
Environmental Inspection & Control	62,425.00	Reserve For Uncollected Taxes		Transfer to Tax Title Liens or Foreclosed	
Other Public Safety		CAPITAL OUTLAY TOTAL		Balance Outstanding Dec. 31, 1988	62,488.77
PUBLIC WORKS				PRIOR YEARS TAXES OUTSTANDING	
Streets and Drainage	419,195.00	Public Enterprises		Balance January 1, 1988	103,071.35
Sewers and Sewage Processing	3,540.50	Recreation—Culture		Collected in 1988	103,071.33
Garbage and Trash Disposal		Public Works		Cancelled, Abated or Adjusted 1988	.02
Public Buildings and Grounds	112,696.50	Buildings and Grounds		Transfers to Tax Title Liens or Foreclosed	
Other Public Works	34,000.00	Library and Education		Balance December 31, 1988	
HEALTH and WELFARE		Conservation		TAX TITLE LIENS OUTSTANDING	
Health Services Except Environmental	13,815.00	All Other		Balance January 1, 1988	770.17
Welfare-Public Assistance	1,255.00	CAPITAL DEBT AUTHORIZED, DECEMBER 31, 1988		Transfer From Taxes	
Hospitals, Clinics, First Aid		ISSUED AND UNISSUED GROSS DEBT		Redeemed in 1988	
Animal, Insect, & Rodent Control		School		Cancelled, Abated or Adjusted (1988)	
Other Welfare Services		Self-liquidating		Transfers to Foreclosed Property	770.17
RECREATION and CONSERVATION		Other		Balance December 31, 1988	
Beaches and Boardwalks		Total		PROPERTY ACQUIRED BY DEED OR	
Parks, Playgrounds, Shade Trees				FORECLOSURE	
Land Reclamation & Conservation	400.00	ISSUED AND OUTSTANDING		Balance January 1, 1988	139,129.83
Other Recreational Services	17,975.00	School		Transfers From Taxes or Liens	770.17
EDUCATION (excluding schools)		Self-Liquidating		Sale for Cash (1988)	
Libraries	900.00	Other		Cancelled, Abated or Adjusted (1988)	
Other Educational Services		Total		Balance December 31, 1988	139,900.00
STATUTORY EXPENDITURES		EQUALIZED VALUATION BASIS		CURRENT FINANCES DECEMBER 31, 1988	
Pensions & F. I. C. A.	97,800.00	FOR NET DEBT COMPUTATION		ASSETS	
Employee Fringe Benefits	10,944.33	REAL PROPERTY VALUATIONS		Cash Dec. 31, 1988	1,770,057.23
Other Statutory Expenditures		Code Class # of Parcels % VAL'N		Taxes Receivable	62,488.77
CETA And Other Public Employment Programs		1 Vacant Land 63 3.13		Tax Title Liens	
MUNICIPAL FUNCTIONS TOTAL	1,676,293.28	2 Residential 615 44.45		Foreclosed Property	139,900.00
CAPITAL IMPROVEMENTS *MEMO*	90,000.00	3 Farm 70 3.66		Emergencies & Other Deferred Charges	61,520.00
DEBT SERVICE		4a Commercial 35 45.56		State and Federal Aid Receivable	2,148.83
Principal Payments	1,003,252.98	4b Industrial 2 2.03		Other Receivables	19,871.77
Interest Payments	63,423.47	4c Apartments 19 1.11		Total	2,055,986.60
DEFERRED CHARGES	35,497.57	Total 804		LIABILITIES, RESERVES, AND SURPLUS	
SCHOOL, COUNTY, SPECIAL DISTRICT TAXES	3,581,125.30	Land Area 5.80 Sq. Miles		Cash Liabilities	580,584.60
RESERVE FOR UNCOLLECTED TAXES	379,755.35	Net Valuation Taxable-Municipal		Reserves for Receivables	222,260.54
EXPENDITURES TOTAL	6,739,372.95	Net Valuation Taxable-County		Surplus Dec. 31, 1988	1,253,141.46
		State Equalized Valuation		Total	2,055,986.60
		State Equalization Ratio			

0328
 Population 1980 1,198
 Population 1988 1,178
 S & P Rating
 Maady Rating

General Tax Rate Per \$100. 2.45
 State Equalized Tax Rate 2.30

PEMBERTON BOROUGH - BURLINGTON CO.
Form of Government:
Borough Council
Number of Members on Governing Body - 6

PER CAPITA:
 Gross Debt 121.93
 Net Debt 45.16
 Debt Service
 Total Tax Levy 615.63
 Municipal Expenditures 475.98
 PER CENT:
 Gross Debt .56
 Net Debt .21
 Tax Levy Collected 92.23
 Tax Levy Cancelled, Abated or Adjusted 1.13

EXPENDITURES		REVENUES-REALIZED		1988 PROPERTY TAX	
GENERAL GOVERNMENT				STATE EQUALIZED TAX RATE 1.23	
Governing Body & Public Boards		1988 Property Taxes Collected	666,934.25	Local District School Taxes	384,257.00
Municipal Clerk	7,235.00	1988 Payments in Lieu of Taxes		Regional & Consolidated School Tax	
Financial Administration	2,500.00	Delinquent Tax & Lien Collections	59,827.65	School Taxes in Municipal Budget	
Assessment of Taxes	4,824.40	Business Personalty Replacement Taxes	10,291.60	County Taxes	157,292.33
Collection of Taxes	3,940.80	Taxes from Public Utilities	43,974.00	County Library Taxes	8,927.53
Planning, Housing & Development	19,409.86	Other Miscellaneous Tax Revenues	110,687.69	Local Municipal Purpose Taxes	166,000.00
Human Resources		State Aid Revenues		Veteran & Senior Citizen Taxes	7,450.00
Elections	74,395.69	Federal Aid Revenues		Total Taxes for Rate Computation	723,226.86
General Administration (other)	23,735.19	State and Local Fiscal Assistance Act Utilized		Special District Taxes	
JUDICIARY		Sale of Acquired Property	102,412.63	Bank Corp. Taxes	2,251.53
Municipal Courts	16,351.88	Other Miscellaneous Revenues	994,177.88	Added and Omitted Taxes	6,547.63
PUBLIC SAFETY		Total	130,000.00	Total Taxes Levied - ABSTRACT	725,276.02
Fire Protection	83,670.62	Prior Years Surplus Appropriated	1,124,177.88	Total Taxes Billed	723,135.89
Police Protection	10.00	REVENUES TOTAL	86,815.57	1988 TAXES COLLECTED	666,984.26
Civil Defense & Disaster Control	12,945.94	Reserve For Uncollected Taxes		1988 Taxes Cancelled, Abated or Adjusted	8,137.36
Environmental Inspection & Control				Transfer to Tax Title Liens or Foreclosed	3,552.50
Other Public Safety				Balance Outstanding Dec. 31, 1988	44,461.27
PUBLIC WORKS		CAPITAL OUTLAY	TOTAL	PRIOR YEARS TAXES OUTSTANDING	
Streets and Drainage	102,561.31	Public Enterprises		Balance January 1, 1988	52,420.34
Sewers and Sewage Processing	60,500.00	Recreation—Culture		Collected in 1988	46,685.90
Garbage and Trash Disposal	19,070.61	Public Works		Cancelled, Abated or Adjusted 1988	3,617.32
Public Buildings and Grounds		Buildings and Grounds		Transfers to Tax Title Liens or Foreclosed	
Other Public Works		Library and Education		Balance December 31, 1988	2,117.12
HEALTH and WELFARE		Conservation		TAX TITLE LIENS OUTSTANDING	
Health Services Except Environmental	5,165.00	All Other		Balance January 1, 1988	19,241.93
Welfare-Public Assistance		CAPITAL DEBT AUTHORIZED, DECEMBER 31, 1988		Transfer From Taxes	3,552.50
Hospitals, Clinics, First Aid		ISSUED AND UNISSUED	GROSS DEBT	Redeemed in 1988	13,141.75
Animal, Insect, & Rodent Control		School		Cancelled, Abated or Adjusted (1988)	
Other Welfare Services		Self-liquidating	90,439	Transfers to Foreclosed Property	
RECREATION and CONSERVATION		Other	53,200	Balance December 31, 1988	10,352.68
Beaches and Boardwalks	950.16	Total	143,639	PROPERTY ACQUIRED BY DEED OR	
Parks, Playgrounds, Shade Trees				FORECLOSURE	
Land Reclamation & Conservation		ISSUED AND OUTSTANDING		Balance January 1, 1988	
Other Recreational Services		School		Transfers From Taxes or Liens	
EDUCATION (excluding schools)		Self-Liquidating	50,000.00	Sale for Cash (1988)	
Libraries	6,000.00	Other		Cancelled, Abated or Adjusted (1988)	
Other Educational Services		Total	50,000.00	Balance December 31, 1988	
STATUTORY EXPENDITURES		EQUALIZED VALUATION BASIS		CURRENT FINANCES DECEMBER 31, 1988	
Pensions & F. I. C. A.	16,000.00	FOR NET DEBT COMPUTATION	25,750,844	ASSETS	
Employee Fringe Benefits	3,898.89	REAL PROPERTY VALUATIONS		Cash Dec. 31, 1988	219,609.65
Other Statutory Expenditures		Code Class # of Parcels % VAL'N	ASSESSED VALUATION	Taxes Receivable	46,578.39
CETA And Other Public Employment Programs	468,665.35	1 Vacant Land 32 4.33	1,210,400.00	Tax Title Liens	10,352.68
MUNICIPAL FUNCTIONS TOTAL		2 Residential 302 70.40	19,702,300.00	Foreclosed Property	
CAPITAL IMPROVEMENTS *MEMO*		3 Farm 5 .12	34,000.00	Emergencies & Other Deferred Charges	15,086.77
DEBT SERVICE		4a Commercial 47 18.20	5,092,950.00	State and Federal Aid Receivable	
Principal Payments		4b Industrial		Other Receivables	42,113.26
Interest Payments		4c Apartments 8 6.95	1,945,550.00	Total	333,740.75
DEFERRED CHARGES	5,226.24	Total 394	27,985,200.00	LIABILITIES, RESERVES, AND SURPLUS	
SCHOOL, COUNTY, SPECIAL DISTRICT TAXES	550,476.86	Land Area .76 Sq. Miles		Cash Liabilities	104,113.59
RESERVE FOR UNCOLLECTED TAXES	86,815.57	Net Valuation Taxable-Municipal	29,248,498	Reserves for Receivables	99,044.33
EXPENDITURES TOTAL	1,111,184.02	Net Valuation Taxable-County	26,680,682	Surplus Dec. 31, 1988	130,582.83
		State Equalized Valuation	31,079,194	Total	333,740.75
		State Equalization Ratio	93.86		

0329

PEMBERTON TWP. — BURLINGTON COUNTY**Form of Government:****Township Committee****Number of Members on Governing Body — 5****PER CAPITA:**

Gross Debt 482.53
 Net Debt 91.53
 Debt Service 7.49
 Total Tax Levy 398.13
 Municipal Expenditures 314.00

PER CENT:

Gross Debt 3.09
 Net Debt .59
 Tax Levy Collected 86.76
 Tax Levy Cancelled, Abated or Adjusted .17

General Tax Rate Per \$100.

4.18

State Equalized Tax Rate

2.12

EXPENDITURES		REVENUES-REALIZED		1988 PROPERTY TAX	
GENERAL GOVERNMENT				STATE EQUALIZED TAX RATE →	
Governing Body & Public Boards	90,500.00	1988 Property Taxes Collected	10,701,881.00	Local District School Taxes .95	5,416,089.50
Municipal Clerk		1988 Payments in Lieu of Taxes		Regional & Consolidated School Tax	
Financial Administration	274,594.00	Delinquent Tax & Lien Collections	1,172,548.00	School Taxes in Municipal Budget	
Assessment of Taxes	622,152.00	Business Personalty Replacement Taxes	50,811.00	County Taxes .51	2,879,104.47
Collection of Taxes	105,175.00	Taxes from Public Utilities	1,439,436.00	County Library Taxes .03	163,471.51
Planning, Housing & Development	90,315.00	Other Miscellaneous Tax Revenues		Local Municipal Purpose Taxes .63	3,592,717.00
Human Resources	315,552.00	State Aid Revenues	961,161.00	Veteran & Senior Citizen Taxes	199,405.00
Elections		Federal Aid Revenues		Total Taxes for Rate Computation 2.12	12,250,787.48
General Administration (other)	1,134,295.00	State and Local Fiscal Assistance Act Utilized		Special District Taxes	
JUDICIARY		Sale of Acquired Property		Bank Corp. Taxes	6,893.00
Municipal Courts	121,917.00	Other Miscellaneous Revenues	1,735,616.00	Added and Omitted Taxes	283,021.00
PUBLIC SAFETY		Total	16,171,453.00	Total Taxes Levied - ABSTRACT	12,341,296.48
Fire Protection	114,542.00	Prior Years Surplus Appropriated	1,050,000.00	Total Taxes Billed	12,335,575.00
Police Protection	1,698,139.00	REVENUES TOTAL	17,221,453.00	1988 TAXES COLLECTED	10,701,881.00
Civil Defense & Disaster Control	5,975.00	Reserve For Uncollected Taxes	1,469,979.00	1988 Taxes Cancelled, Abated or Adjusted	21,363.00
Environmental Inspection & Control	213,831.00	CAPITAL OUTLAY TOTAL	242,148.00	Transfer to Tax Title Liens or Foreclosed	348,785.00
Other Public Safety				Balance Outstanding Dec. 31, 1988	1,263,546.00
PUBLIC WORKS				PRIOR YEARS TAXES OUTSTANDING	
Streets and Drainage	933,339.00	Public Enterprises	28,584.00	Balance January 1, 1988	865,661.00
Sewers and Sewage Processing	23,655.00	Recreation—Culture		Collected in 1988	802,667.00
Garbage and Trash Disposal	740,000.00	Public Works	149,073.00	Cancelled, Abated or Adjusted 1988	21,579.00
Public Buildings and Grounds	259,420.00	Buildings and Grounds	54,491.00	Transfers to Tax Title Liens or Foreclosed	38,332.00
Other Public Works		Library and Education		Balance December 31, 1988	3,083.00
HEALTH and WELFARE		Conservation		TAX TITLE LIENS OUTSTANDING	
Health Services Except Environmental		All Other		Balance January 1, 1988	1,951,965.00
Welfare-Public Assistance	140,638.00	CAPITAL DEBT AUTHORIZED, DECEMBER 31, 1988		Transfer From Taxes	387,117.00
Hospitals, Clinics, First Aid		ISSUED AND UNISSUED		Redeemed in 1988	369,881.00
Animal, Insect, & Rodent Control	64,361.00	GROSS DEBT		Cancelled, Abated or Adjusted (1988)	
Other Welfare Services		School	1,327,000	Transfers to Foreclosed Property	
RECREATION and CONSERVATION		Self-liquidating	10,793,473	Balance December 31, 1988	1,969,201.00
Beaches and Boardwalks		Other	2,838,673	PROPERTY ACQUIRED BY DEED OR FORECLOSURE	
Parks, Playgrounds, Shade Trees		Total	14,959,146	Balance January 1, 1988	753,433.00
Land Reclamation & Conservation	9,130.00	ISSUED AND OUTSTANDING		Transfers From Taxes or Liens	
Other Recreational Services	137,875.00	School	1,327,000.00	Sale for Cash (1988)	
EDUCATION (excluding schools)		Self-Liquidating	9,793,448.00	Cancelled, Abated or Adjusted (1988)	
Libraries	40,000.00	Other	2,774,100.00	Balance December 31, 1988	753,433.00
Other Educational Services		Total	13,894,548.00	CURRENT FINANCES DECEMBER 31, 1988	
STATUTORY EXPENDITURES		EQUALIZED VALUATION BASIS FOR NET DEBT COMPUTATION	484,762,182	ASSETS	
Pensions & F. I. C. A.	386,000.00	REAL PROPERTY VALUATIONS		Cash Dec. 31, 1988	3,659,457.00
Employee Fringe Benefits	353,840.00	Code Class # of Parcels % VAL'N		Taxes Receivable	1,266,629.00
Other Statutory Expenditures		1 Vacant Land 5019 6.54	18,612,295.00	Tax Title Liens	1,969,201.00
CETA And Other Public Employment Programs		2 Residential 7325 82.72	235,240,550.00	Foreclosed Property	753,433.00
MUNICIPAL FUNCTIONS TOTAL	7,882,325.00	3 Farm 503 2.82	8,028,700.00	Emergencies & Other Deferred Charges	544,667.00
CAPITAL IMPROVEMENTS *MEMO*		4a Commercial 151 4.88	13,864,750.00	State and Federal Aid Receivable	183,341.00
DEBT SERVICE		4b Industrial 6 .90	2,570,600.00	Other Receivables	377,977.00
Principal Payments	70,000.00	4c Apartments 10 2.13	6,067,700.00	Total	8,754,705.00
Interest Payments	162,139.00	Total	284,384,595.00	LIABILITIES, RESERVES, AND SURPLUS	
DEFERRED CHARGES	148,735.00	Land Area 64.67 Sq. Miles		Cash Liabilities	2,587,540.00
SCHOOL, COUNTY, SPECIAL DISTRICT TAXES	8,458,665.48	Net Valuation Taxable-Municipal	288,545,520	Reserves for Receivables	4,367,240.00
RESERVE FOR UNCOLLECTED TAXES	1,469,979.00	Net Valuation Taxable-County	488,548,656	Surplus Dec. 31, 1988	1,799,925.00
EXPENDITURES TOTAL	18,191,393.48	State Equalized Valuation	564,966,673	Total	8,754,705.00
		State Equalization Ratio	50.71		

1108

Population 1980 2,109
 Population 1988 2,381
 S & P Rating
 Moody Rating A1

General Tax Rate Per \$100.

3.19

State Equalized Tax Rate

1.50

PENNINGTON BOROUGH - MERCER CO.

Form of Government:

Borough Council

Number of Members on Governing Body - 6

PER CAPITA:

Gross Debt 1,174.00

Net Debt 405.41

Debt Service 31.02

Total Tax Levy 1,275.70

Municipal Expenditures 459.03

PER CENT

Gross Debt 1.80

Net Debt .62

Tax Levy Collected 97.86

Tax Levy Cancelled, Abated or Adjusted .10

EXPENDITURES		REVENUES-REALIZED		1988 PROPERTY TAX	
GENERAL GOVERNMENT				STATE EQUALIZED TAX RATE →	
Governing Body & Public Boards				Local District School Taxes	
Municipal Clerk				Regional & Consolidated School Tax .30	
Financial Administration	8,000.00	1988 Property Taxes Collected 2,959,540.91		School Taxes in Municipal Budget	
Assessment of Taxes	7,110.00	1988 Payments in Lieu of Taxes		County Taxes .50	
Collection of Taxes	7,549.00	Delinquent Tax & Lien Collections 59,301.91		County Library Taxes	
Planning, Housing & Development	39,035.50	Business Personalty Replacement Taxes 22,639.03		Local Municipal Purpose Taxes .20	
Human Resources	22,410.00	Taxes from Public Utilities 139,304.00		Veteran & Senior Citizen Taxes	
Elections	1,250.00	Other Miscellaneous Tax Revenues		Total Taxes for Rate Computation 1.50	
General Administration (other)	134,732.00	State Aid Revenues 53,406.30		Special District Taxes	
JUDICIARY		Federal Aid Revenues		Bank Corp. Taxes	
Municipal Courts	12,310.00	State and Local Fiscal Assistance Act Utilized		Added and Omitted Taxes	
PUBLIC SAFETY		Sale of Acquired Property		Total Taxes Levied - ABSTRACT	
Fire Protection	15,116.48	Other Miscellaneous Revenues 245,171.33		Total Taxes Billed	
Police Protection	113,230.00	Prior Years Surplus Appropriated 325,000.00		1988 TAXES COLLECTED	
Civil Defense & Disaster Control	200.00	REVENUES TOTAL 3,309,363.53		1988 Taxes Cancelled, Abated or Adjusted	
Environmental Inspection & Control	33,910.00	Reserve For Uncollected Taxes 101,544.23		Transfer to Tax Title Liens or Foreclosed	
Other Public Safety		CAPITAL OUTLAY TOTAL 635,352.74		Balance Outstanding Dec. 31, 1988	
PUBLIC WORKS				PRIOR YEARS TAXES OUTSTANDING	
Streets and Drainage	186,056.15	Public Enterprises 498,352.66		Balance January 1, 1988	
Sewers and Sewage Processing		Recreation—Culture		Collected in 1988	
Garbage and Trash Disposal	173,575.00	Public Works		Cancelled, Abated or Adjusted 1988	
Public Buildings and Grounds	14,350.00	Buildings and Grounds 136,900.03		Transfers to Tax Title Liens or Foreclosed	
Other Public Works		Library and Education		Balance December 31, 1988	
HEALTH and WELFARE		Conservation		2,250.00	
Health Services Except Environmental	9,360.00	All Other		TAX TITLE LIENS OUTSTANDING	
Welfare-Public Assistance	312.00	CAPITAL DEBT AUTHORIZED, DECEMBER 31, 1988		Balance January 1, 1988	
Hospitals, Clinics, First Aid		ISSUED AND UNISSUED GROSS DEBT NET DEBT		Transfer From Taxes	
Animal, Insect, & Rodent Control		School 548,842		Redeemed in 1988	
Other Welfare Services		Self-liquidating 1,231,170		Cancelled, Abated or Adjusted (1988)	
RECREATION and CONSERVATION		Other 965,289 965,239		Transfers to Foreclosed Property	
Beaches and Boardwalks		Total 2,795,302 965,239		Balance December 31, 1988	
Parks, Playgrounds, Shade Trees	16,740.00	ISSUED AND OUTSTANDING		PROPERTY ACQUIRED BY DEED OR	
Land Reclamation & Conservation		School 548,842.40		FORECLOSURE	
Other Recreational Services	2,200.00	Self-liquidating 390,500.00		Balance January 1, 1988	
EDUCATION (excluding schools)		Other		Transfers From Taxes or Liens	
Libraries	37,110.03	Total 1,439,342.40		Sale for Cash (1988)	
Other Educational Services		EQUALIZED VALUATION BASIS		Cancelled, Abated or Adjusted (1988)	
STATUTORY EXPENDITURES		FOR NET DEBT COMPUTATION 155,210,660		Balance December 31, 1988	
Pensions & F. I. C. A.	43,400.00	REAL PROPERTY VALUATIONS		CURRENT FINANCES DECEMBER 31, 1988	
Employee Fringe Benefits	13,200.00	Code Class # of Parcels % VAL'N ASSESSED VALUATION		ASSETS	
Other Statutory Expenditures	2,100.00	1 Vacant Land 71 1.74 1,569,000.00		Cash Dec. 31, 1988	
CETA And Other Public Employment Programs		2 Residential 732 36.63 77,977,705.00		Taxes Receivable	
MUNICIPAL FUNCTIONS TOTAL 898,746.21		3 Farm 3 .01 9,300.00		Tax Title Liens	
CAPITAL IMPROVEMENTS *MEMO* 25,000.00		4a Commercial 45 10.37 9,331,120.00		Foreclosed Property	
DEBT SERVICE		4b Industrial 4 1.25 1,124,400.00		Emergencies & Other Deferred Charges	
Principal Payments 70,000.00		4c Apartments		State and Federal Aid Receivable	
Interest Payments 3,350.00		Total 861 90,010,525.00		Other Receivables	
DEFERRED CHARGES 13,811.43		Land Area .99 Sq. Miles		Total 446,006.53	
SCHOOL, COUNTY, SPECIAL DISTRICT TAXES 2,527,134.54		Net Valuation Taxable-Municipal 91,340,713		LIABILITIES, RESERVES, AND SURPLUS	
RESERVE FOR UNCOLLECTED TAXES 101,544.23		Net Valuation Taxable-County 170,052,256		Cash Liabilities	
EXPENDITURES TOTAL 3,620,036.46		State Equalized Valuation 192,679,098		Reserves for Receivables	
		State Equalization Ratio 47.04		Surplus Dec. 31, 1988	
				Total 1,021,260.28	

PENNS GROVE BORO. — SALEM CO.

Form of Government:

Borough Council

Number of Members on Governing Body — 6

PER CAPITA:

Gross Debt	324.51
Net Debt	37.18
Debt Service	
Total Tax Levy	410.98
Municipal Expenditures	566.51

PER CENT:

Gross Debt	3.16
Net Debt	.36
Tax Levy Collected	81.39
Tax Levy Cancelled, Abated or Adjusted	.37

Population 1980 5,760
 Population 1988 5,191
 S & P Rating
 Moody Rating

General Tax Rate Per \$100. 5.46
 State Equalized Tax Rate 3.53

EXPENDITURES		REVENUES-REALIZED		1988 PROPERTY TAX	
GENERAL GOVERNMENT				STATE EQUALIZED TAX RATE	
Governing Body & Public Boards		1988 Property Taxes Collected	1,726,970.69	Local District School Taxes	
Municipal Clerk		1988 Payments in Lieu of Taxes		Regional & Consolidated School Tax	1.43 849,319.91
Financial Administration	66,105.00	Delinquent Tax & Lien Collections	298,925.88	School Taxes in Municipal Budget	
Assessment of Taxes	53,500.00	Business Personalty Replacement Taxes	64,363.60	County Taxes	.81 479,580.97
Collection of Taxes	23,352.08	Taxes from Public Utilities	244,732.00	County Library Taxes	
Planning, Housing & Development	43,315.00	Other Miscellaneous Tax Revenues		Local Municipal Purpose Taxes	1.30 774,105.64
Human Resources	51,114.01	State Aid Revenues	1,169,889.62	Veteran & Senior Citizen Taxes	
Elections		Federal Aid Revenues		Total Taxes for Rate Computation	3.54 2,152,606.52
General Administration (other)	729,021.00	State and Local Fiscal Assistance Act Utilized		Special District Taxes	
JUDICIARY		State and Local Fiscal Assistance Act Utilized		Bank Corp. Taxes	11,691.64
Municipal Courts	39,028.72	Sale of Acquired Property		Added and Omitted Taxes	18,686.91
PUBLIC SAFETY		Other Miscellaneous Revenues	235,790.38	Total Taxes Levied - ABSTRACT	2,133,385.07
Fire Protection	190,543.66	Total	3,740,672.17	Total Taxes Billed	2,121,821.96
Police Protection	564,415.54	Prior Years Surplus Appropriated	196,064.63	1988 TAXES COLLECTED	1,726,970.69
Civil Defense & Disaster Control	50.00	REVENUES TOTAL	3,936,736.80	1988 Taxes Cancelled, Abated or Adjusted	7,819.65
Environmental Inspection & Control	24,742.41	Reserve For Uncollected Taxes	408,000.00	Transfer to Tax Title Liens or Foreclosed	80,063.72
Other Public Safety		CAPITAL OUTLAY TOTAL	176,335.39	Balance Outstanding Dec. 31, 1988	306,967.90
PUBLIC WORKS				PRIOR YEARS TAXES OUTSTANDING	
Streets and Drainage	435,036.74	Public Enterprises		Balance January 1, 1988	272,966.69
Sewers and Sewage Processing		Recreation—Culture		Collected in 1988	257,700.26
Garbage and Trash Disposal		Public Works		Cancelled, Abated or Adjusted 1988	2,896.06
Public Buildings and Grounds	75,678.40	Buildings and Grounds	176,335.39	Transfers to Tax Title Liens or Foreclosed	7,353.77
Other Public Works		Library and Education		Balance December 31, 1988	5,016.60
HEALTH and WELFARE		Conservation		TAX TITLE LIENS OUTSTANDING	
Health Services Except Environmental	6,320.00	All Other		Balance January 1, 1988	312,293.62
Welfare-Public Assistance	8,325.00	CAPITAL DEBT AUTHORIZED, DECEMBER 31, 1988		Transfer From Taxes	88,377.12
Hospitals, Clinics, First Aid	1,000.00	ISSUED AND UNISSUED		Redeemed in 1988	41,225.62
Animal, Insect, & Rodent Control	4,800.00	School	1,491,514	Cancelled, Abated or Adjusted (1988)	24,616.50
Other Welfare Services		Self-liquidating		Transfers to Foreclosed Property	158,625.02
RECREATION and CONSERVATION		Other	193,000	Balance December 31, 1988	176,203.60
Beaches and Boardwalks		Total	1,684,514	PROPERTY ACQUIRED BY DEED OR	
Parks, Playgrounds, Shade Trees		ISSUED AND OUTSTANDING		FORECLOSURE	
Land Reclamation & Conservation		School	143,332.97	Balance January 1, 1988	277,074.98
Other Recreational Services	3,000.00	Self-Liquidating		Transfers From Taxes or Liens	158,625.92
EDUCATION (excluding schools)		Other	140,000.00	Sale for Cash (1988)	
Libraries	7,000.00	Total	283,332.97	Cancelled, Abated or Adjusted (1988)	
Other Educational Services		EQUALIZED VALUATION BASIS		Balance December 31, 1988	435,700.90
STATUTORY EXPENDITURES		FOR NET DEBT COMPUTATION	53,364,050	CURRENT FINANCES DECEMBER 31, 1988	
Pensions & F. I. C. A.	90,035.60	REAL PROPERTY VALUATIONS		ASSETS	
Employee Fringe Benefits	67,900.00	Code Class # of Parcels % VAL'N		Cash Dec. 31, 1988	707,799.20
Other Statutory Expenditures	7,000.00	1 Vacant Land 314 2.06		Taxes Receivable	311,984.50
CETA And Other Public Employment Programs		2 Residential 1264 71.19		Tax Title Liens	176,203.60
MUNICIPAL FUNCTIONS TOTAL	2,496,340.16	3 Farm 2		Foreclosed Property	435,700.90
CAPITAL IMPROVEMENTS *MEMO*	10,000.00	4a Commercial 120 19.35		Emergencies & Other Deferred Charges	137,649.31
DEBT SERVICE		4b Industrial		State and Federal Aid Receivable	7,249.65
Principal Payments		4c Apartments 13 7.40		Other Receivables	114,082.93
Interest Payments		Total 1713		Total	1,890,670.09
DEFERRED CHARGES		Land Area .90 Sq. Miles		LIABILITIES, RESERVES, AND SURPLUS	
SCHOOL, COUNTY, SPECIAL DISTRICT TAXES	36,425.96	Net Valuation Taxable-Municipal	38,518,957	Cash Liabilities	495,452.84
RESERVE FOR UNCOLLECTED TAXES	408,000.00	Net Valuation Taxable-County	57,300,805	Reserves for Receivables	1,037,971.93
EXPENDITURES TOTAL	4,269,667.00	State Equalized Valuation	58,640,359	Surplus Dec. 31, 1988	357,245.32
		State Equalization Ratio	64.72	Total	1,890,670.09

Population 1980 33,775
 Population 1988 34,373
 S & P Rating A+
 Moody Rating AAA

General Tax Rate Per \$100.

5.46

State Equalized Tax Rate

2.57

PENNSAUKEN TOWNSHIP - CAMDEN CO.

Form of Government:

Township Council

Number of Members on Governing Body - 5

PER CAPITA:

Gross Debt 310.42
 Net Debt 614.95
 Debt Service 91.19
 Total Tax Levy 953.31
 Municipal Expenditures 522.39

PER CENT.

Gross Debt 2.60
 Net Debt 1.98
 Tax Levy Collected 96.89
 Tax Levy Cancelled, Abated or Adjusted 3.6

EXPENDITURES		REVENUES-REALIZED		1988 PROPERTY TAX	
GENERAL GOVERNMENT		1988 Property Taxes Collected		STATE EQUALIZED TAX RATE 1.09	
Governing Body & Public Boords	71,435.00	1988 Payments in Lieu of Taxes	31,702,529.34	Local District School Taxes	12,983,269.00
Municipal Clerk	261,245.00	Delinquent Tax & Lien Collections	1,206,370.42	Regional & Consolidated School Tax	
Financial Administration	156,950.00	Business Personalty Replacement Taxes	1,142,005.60	School Taxes in Municipal Budget	
Assessment of Taxes	146,145.00	Taxes from Public Utilities	3,934,217.00	County Taxes	11,425,635.00
Collection of Taxes	121,676.00	Other Miscellaneous Tax Revenues	1,307,743.11	County Library Taxes	
Planning, Housing & Development	296,333.61	State Aid Revenues		Local Municipal Purpose Taxes	6,313,303.90
Human Resources		Federal Aid Revenues		Veteron & Senior Citizen Taxes	510,000.00
Elections		State and Local Fiscal Assistance Act Utilized		Total Taxes for Rate Computation	31,232,312.90
General Administration (other)	1,624,534.00	Sale of Acquired Property		Special District Taxes	1,745,323.00
JUDICIARY		Other Miscellaneous Revenues	4,419,088.50	Bank Corp. Taxes	50,931.18
Municipal Courts	261,132.00	Total	43,711,954.47	Added and Omitted Taxes	243,635.29
PUBLIC SAFETY		Prior Years Surplus Appropriated	838,380.00	Total Taxes Levied - ABSTRACT	32,766,217.37
Fire Protection	826,757.50	REVENUES TOTAL	44,550,334.47	Total Taxes Billed	32,721,313.66
Police Protection	4,564,233.85	Reserve For Uncollected Taxes	1,209,337.48	1988 TAXES COLLECTED	31,702,529.84
Civil Defense & Disaster Control	22,826.00	CAPITAL OUTLAY TOTAL	2,215,030.43	1988 Taxes Cancelled, Abated or Adjusted	119,135.63
Environmental Inspection & Control	548,826.00			Transfer to Tax Title Liens or Foreclosed	11,482.16
Other Public Safety				Balance Outstanding Dec. 31, 1988	888,666.03
PUBLIC WORKS				PRIOR YEARS TAXES OUTSTANDING	
Streets and Drainoge	1,747,366.00	Public Enterprises		Balance January 1, 1988	1,173,366.71
Sewers and Sewage Processing	109,972.00	Recreation—Culture	737,229.91	Collected in 1988	1,158,467.99
Garbage and Trash Disposal		Public Works	1,159,516.86	Cancelled, Abated or Adjusted 1988	12,922.30
Public Buildings and Grounds	433,920.00	Buildings and Grounds	318,218.43	Transfers to Tax Title Liens or Foreclosed	402.04
Other Public Works		Library and Education		Balance December 31, 1988	2,074.38
HEALTH and WELFARE		Conservation	65.23	TAX TITLE LIENS OUTSTANDING	
Health Services Except Environmental	36,355.00	All Other		Balance January 1, 1988	109,645.27
Welfare-Public Assistance	98,356.00	CAPITAL DEBT AUTHORIZED, DECEMBER 31, 1988		Transfer From Taxes	11,945.55
Hospitals, Clinics, First Aid		ISSUED AND UNISSUED		Redeemed in 1988	47,902.43
Animal, Insect, & Rodent Control		School	1,384,000	Cancelled, Abated or Adjusted (1988)	1,195.42
Other Welfare Services		Self-liquidating	3,799,555	Transfers to Foreclosed Property	
RECREATION and CONSERVATION		Other	22,672,999	Balance December 31, 1988	72,493.57
Beaches and Boardwalks		Total	27,856,554	PROPERTY ACQUIRED BY DEED OR FORECLOSURE	
Parks, Playgrounds, Shade Trees	2,100.00	ISSUED AND OUTSTANDING		Balance January 1, 1988	1,257,512.50
Land Reclamation & Conservation	1,775.00	School	1,334,000.00	Transfers From Taxes or Liens	
Other Recreational Services	205,225.00	Self-Liquidating	3,799,555.00	Sole for Cash (1988)	
EDUCATION (excluding schools)		Other	20,314,000.00	Cancelled, Abated or Adjusted (1988)	
Libraries	353,700.00	Total	25,497,555.00	Balance December 31, 1988	1,257,512.50
Other Educational Services	5,574.00	EQUALIZED VALUATION BASIS		CURRENT FINANCES DECEMBER 31, 1988	
STATUTORY EXPENDITURES		FOR NET DEBT COMPUTATION	1,039,248.895	ASSETS	
Pensions & F. I. C. A.	946,161.00	REAL PROPERTY VALUATIONS		Cash Dec. 31, 1988	4,634,354.81
Employee Fringe Benefits	769,200.00	Code Class # of Parcels % VAL'N		Taxes Receivable	890,740.41
Other Statutory Expenditures		1 Vacant Land 794 2.16	12,071,900.00	Tax Title Liens	72,493.57
CETA And Other Public Employment Programs		2 Residential 10648 51.49	287,953,400.00	Foreclosed Property	1,257,512.50
MUNICIPAL FUNCTIONS TOTAL	13,612,447.96	3 Farm		Emergencies & Other Deferred Charges	
CAPITAL IMPROVEMENTS *MEMO*	150,000.00	4a Commercial 747 36.46	203,931,300.00	State and Federal Aid Receivable	
DEBT SERVICE		4b Industrial 38 7.97	44,592,300.00	Other Receivables	390,804.58
Principal Payments	1,670,126.11	4c Apartments 28 1.92	10,735,600.00	Total	7,246,405.87
Interest Payments	1,464,279.78	Total 12255	559,284,500.00	LIABILITIES, RESERVES, AND SURPLUS	
DEFERRED CHARGES		Land Area 10.56 Sq. Miles		Cash Liabilities	2,664,198.46
SCHOOL, COUNTY, SPECIAL DISTRICT TAXES	26,154,792.00	Net Valuation Taxable-Municipal	563,173,652	Reserves for Receivables	2,611,551.06
RESERVE FOR UNCOLLECTED TAXES	1,209,337.48	Net Valuation Taxable-County	1,109,694,682	Surplus Dec. 31, 1988	1,970,656.35
EXPENDITURES TOTAL	44,110,983.33	State Equalized Valuation	1,190,825,697	Total	7,246,405.87
		State Equalization Ratio	47.12		

1705

Population 1980 13,343

Population 1988 13,784

S & P Rating

Moody Rating

General Tax Rate Per \$100.

5.23

State Equalized Tax Rate

1.93

PENNSVILLE TOWNSHIP - SALEM COUNTY**Form of Government:****Township Council****Number of Members on Governing Body - 5****PER CAPITA:**

Gross Debt

65.95

Net Debt

56.15

Debt Service

12.42

Total Tax Levy

713.41

Municipal Expenditures

569.76

PER CENT:

Gross Debt

.21

Net Debt

.18

Tax Levy Collected

93.33

Tax Levy Cancelled, Abated

or Adjusted

.14

EXPENDITURES		REVENUES-REALIZED		1988 PROPERTY TAX	
GENERAL GOVERNMENT				STATE EQUALIZED TAX RATE	
Governing Body & Public Boards	73,400.00	1988 Property Taxes Collected	9,182,035.00	Local District School Taxes	1.08
Municipal Clerk	47,200.00	1988 Payments in Lieu of Taxes		Regional & Consolidated School Tax	
Financial Administration	92,720.00	Delinquent Tax & Lien Collections	563,053.00	School Taxes in Municipal Budget	
Assessment of Taxes	35,600.00	Business Personalty Replacement Taxes	1,951,243.00	County Taxes	.85
Collection of Taxes	82,505.00	Taxes from Public Utilities	3,470,892.00	County Library Taxes	
Planning, Housing & Development	27,200.00	Other Miscellaneous Tax Revenues		Local Municipal Purpose Taxes	
Human Resources	61,772.00	State Aid Revenues	261,153.00	Veteran & Senior Citizen Taxes	
Elections		Federal Aid Revenues		Total Taxes for Rate Computation	1.93
General Administration (other)	504,362.00	State and Local Fiscal Assistance Act Utilized		Special District Taxes	
JUDICIARY		Sale of Acquired Property		Bank Corp. Taxes	
Municipal Courts	101,561.00	Other Miscellaneous Revenues	307,123.00	Added and Omitted Taxes	
PUBLIC SAFETY		Total	16,235,499.00	Total Taxes Levied - ABSTRACT	9,833,584.07
Fire Protection	270,665.00	Prior Years Surplus Appropriated	1,100,000.00	Total Taxes Billed	9,838,249.00
Police Protection	1,496,933.00	REVENUES TOTAL	17,335,499.00	1988 TAXES COLLECTED	9,182,035.00
Civil Defense & Disaster Control	19,177.00	Reserve For Uncollected Taxes	755,208.00	1988 Taxes Cancelled, Abated or Adjusted	13,306.00
Environmental Inspection & Control	77,930.00	CAPITAL OUTLAY TOTAL	196,467.00	Transfer to Tax Title Liens or Foreclosed	26,218.00
Other Public Safety		Public Enterprises	15,465.00	Balance Outstanding Dec. 31, 1988	616,690.00
PUBLIC WORKS		Recreation—Culture		PRIOR YEARS TAXES OUTSTANDING	
Streets and Drainage	1,252,061.00	Public Works	125,486.00	Balance January 1, 1988	542,408.00
Sewers and Sewage Processing	120,759.00	Buildings and Grounds	55,536.00	Collected in 1988	532,395.00
Garbage and Trash Disposal	629,656.00	Library and Education		Cancelled, Abated or Adjusted 1988	1,127.00
Public Buildings and Grounds	190,294.00	Conservation		Transfers to Tax Title Liens or Foreclosed	7,651.00
Other Public Works		All Other		Balance December 31, 1988	1,235.00
HEALTH and WELFARE		CAPITAL DEBT AUTHORIZED, DECEMBER 31, 1988		TAX TITLE LIENS OUTSTANDING	
Health Services Except Environmental	102,260.00	ISSUED AND UNISSUED		Balance January 1, 1988	63,746.00
Welfare-Public Assistance	23,905.00	GROSS DEBT		Transfer From Taxes	35,069.00
Hospitals, Clinics, First Aid	7,500.00	NET DEBT		Redeemed in 1988	30,658.00
Animal, Insect, & Rodent Control	19,000.00	School	135,000	Cancelled, Abated or Adjusted (1988)	
Other Welfare Services		Self-liquidating	774,035	Transfers to Foreclosed Property	
RECREATION and CONSERVATION		Other	774,035	Balance December 31, 1988	68,157.00
Beaches and Boardwalks	6,000.00	Total	909,035	PROPERTY ACQUIRED BY DEED OR FORECLOSURE	
Parks, Playgrounds, Shade Trees		ISSUED AND OUTSTANDING		Balance January 1, 1988	135,946.00
Land Reclamation & Conservation	23,533.00	School		Transfers From Taxes or Liens	
Other Recreational Services	392,336.00	Self-Liquidating		Sale for Cash (1988)	
EDUCATION (excluding schools)		Other	767,030.00	Cancelled, Abated or Adjusted (1988)	
Libraries	96,000.00	Total	767,030.00	Balance December 31, 1988	135,946.00
Other Educational Services		EQUALIZED VALUATION BASIS		CURRENT FINANCES DECEMBER 31, 1988	
STATUTORY EXPENDITURES		FOR NET DEBT COMPUTATION	437,180,510	ASSETS	
Pensions & F. I. C. A.	475,326.00	REAL PROPERTY VALUATIONS		Cash Dec. 31, 1988	2,338,075.00
Employee Fringe Benefits	570,050.00	Code Class # of Parcels % VAL'N		Taxes Receivable	617,925.00
Other Statutory Expenditures	5,000.00	1 Vacant Land 1434 1.79	3,326,200.00	Tax Title Liens	68,157.00
CETA and Other Public Employment Programs		2 Residential 4298 49.58	92,075,200.00	Foreclosed Property	135,946.00
MUNICIPAL FUNCTIONS TOTAL	6,805,969.00	3 Farm 306 1.19	2,217,800.00	Emergencies & Other Deferred Charges	103,015.00
CAPITAL IMPROVEMENTS * MEMO *	154,900.00	4a Commercial 193 8.26	15,339,200.00	State and Federal Aid Receivable	12,919.00
DEBT SERVICE		4b Industrial 6 36.72	68,189,560.00	Other Receivables	142,756.00
Principal Payments	143,260.00	4c Apartments 8 2.46	4,570,200.00	Total	3,418,793.00
Interest Payments	27,933.00	Total	185,718,160.00	LIABILITIES, RESERVES, AND SURPLUS	
DEFERRED CHARGES	121,142.00	Land Area 23.10 Sq. Miles		Cash Liabilities	1,264,940.00
SCHOOL, COUNTY, SPECIAL DISTRICT TAXES	9,799,405.07	Net Valuation Taxable-Municipal	187,686,269	Reserves for Receivables	964,784.00
RESERVE FOR UNCOLLECTED TAXES	755,208.00	Net Valuation Taxable-County	515,116,273	Surplus Dec. 31, 1988	1,189,069.00
EXPENDITURES TOTAL	17,652,972.07	State Equalized Valuation	504,316,391	Total	3,418,793.00
		State Equalization Ratio	36.97		

1431

Population 1980 13,776
Population 1988 13,233

S & P Rating
Moody Rating A1

General Tax Rate Per \$100.

2.67

State Equalized Tax Rate

1.75

PEQUANNOCK TOWNSHIP - MORRIS CO.

Form of Government:

Council-Manager Plan E (OMCL 50)

Number of Members on Governing Body - 5

PER CAPITA:

Gross Debt 432.59
Net Debt 263.54
Debt Service 29.48
Total Tax Levy 1,215.24
Municipal Expenditures 447.85

PER CENT:

Gross Debt .77
Net Debt .47
Tax Levy Collected 98.33
Tax Levy Cancelled, Abated or Adjusted .03

EXPENDITURES		REVENUES-REALIZED		1988 PROPERTY TAX	
GENERAL GOVERNMENT		1988 Property Taxes Collected		STATE EQUALIZED TAX RATE	
Governing Body & Public Boards	2,300.00	15,809,271.77		Local District School Taxes 1.16	
Municipal Clerk				Regional & Consolidated School Tax	
Financial Administration	79,701.69	263,844.17		School Taxes in Municipal Budget	
Assessment of Taxes	45,845.00	125,830.92		County Taxes .23	
Collection of Taxes	51,200.00	759,205.00		County Library Taxes	
Planning, Housing & Development	39,730.00	277,053.35		Local Municipal Purpose Taxes .36	
Human Resources	29,457.00			Veteran & Senior Citizen Taxes	
Elections				Total Taxes for Rate Computation 1.75	
General Administration (other)	520,936.52	627,540.28		Special District Taxes	
JUDICIARY		17,862,751.49		Bank Corp. Taxes	
Municipal Courts	53,350.00	850,000.00		Added and Omitted Taxes	
PUBLIC SAFETY		19,712,751.49		Total Taxes Levied - ABSTRACT	
Fire Protection	98,441.00	633,962.00		Total Taxes Billed	
Police Protection	1,273,351.10	1,092,035.78		1988 TAXES COLLECTED	
Civil Defense & Disaster Control	5,900.00			1988 Taxes Cancelled, Abated or Adjusted	
Environmental Inspection & Control	51,000.00			Transfer to Tax Title Liens or Foreclosed	
Other Public Safety				Balance Outstanding Dec. 31, 1988	
PUBLIC WORKS				PRIOR YEARS TAXES OUTSTANDING	
Streets and Drainage	357,422.00			Balance January 1, 1988	
Sewers and Sewage Processing	392,110.00			Collected in 1988	
Garbage and Trash Disposal	70,000.00			Cancelled, Abated or Adjusted 1988	
Public Buildings and Grounds	206,517.00			Transfers to Tax Title Liens or Foreclosed	
Other Public Works				Balance December 31, 1988	
HEALTH and WELFARE				TAX TITLE LIENS OUTSTANDING	
Health Services Except Environmental	191,051.00			Balance January 1, 1988	
Welfare-Public Assistance	6,030.00			Transfer From Taxes	
Hospitals, Clinics, First Aid				Redeemed in 1988	
Animal, Insect, & Rodent Control	6,000.00			Cancelled, Abated or Adjusted (1988)	
Other Welfare Services				Transfers to Foreclosed Property	
RECREATION and CONSERVATION				Balance December 31, 1988	
Beaches and Boardwalks	70,000.00			PROPERTY ACQUIRED BY DEED OR	
Parks, Playgrounds, Shade Trees	16,251.00			FORECLOSURE	
Land Reclamation & Conservation	466,042.00			Balance January 1, 1988	
Other Recreational Services				Transfers From Taxes or Liens	
EDUCATION (excluding schools)				Sole for Cash (1988)	
Libraries	331,043.00			Cancelled, Abated or Adjusted (1988)	
Other Educational Services				Balance December 31, 1988	
STATUTORY EXPENDITURES				CURRENT FINANCES DECEMBER 31, 1988	
Pensions & F. I. C. A.	324,438.00			ASSETS	
Employee Fringe Benefits	120,000.00			Cosh Dec. 31, 1988	
Other Statutory Expenditures				Taxes Receivable	
CETA And Other Public Employment Programs				Tax Title Liens	
MUNICIPAL FUNCTIONS				Foreclosed Property	
CAPITAL IMPROVEMENTS	4,813,266.31			Emergencies & Other Deferred Charges	
DEBT SERVICE				State and Federal Aid Receivable	
Principal Payments	280,000.00			Other Receivables	
Interest Payments	110,063.47			Total	
DEFERRED CHARGES	39,132.25			LIABILITIES, RESERVES, AND SURPLUS	
SCHOOL, COUNTY, SPECIAL DISTRICT TAXES	12,653,996.82			Cash Liabilities	
RESERVE FOR UNCOLLECTED TAXES	633,962.00			Reserves for Receivables	
EXPENDITURES	13,530,425.85			Surplus Dec. 31, 1988	
				Total	

1216

PERTH AMBOY CITY - MIDDLESEX COUNTY

Form of Government:

Mayor-Council Plan B (OMCL 50)

Number of Members on Governing Body - 5

PER CAPITA:

Gross Debt	996.82
Net Debt	278.55
Debt Service	34.56
Total Tax Levy	845.43
Municipal Expenditures	619.18

PER CENT:

Gross Debt	3.01
Net Debt	.84
Tax Levy Collected	96.63
Tax Levy Cancelled, Abated or Adjusted	.24

Population 1980	38,951
Population 1988	36,767
S & P Rating	A-
Moody Rating	BAA

General Tax Rate Per \$100.

9.30

State Equalized Tax Rate

2.05

EXPENDITURES		REVENUES-REALIZED		1988 PROPERTY TAX	
GENERAL GOVERNMENT				STATE EQUALIZED TAX RATE	
Governing Body & Public Boards	206,257.00	1988 Property Taxes Collected	30,036,737.67	Local District School Taxes	.85 12,924,857.50
Municipal Clerk	208,419.00	1988 Payments in Lieu of Taxes		Regional & Consolidated School Tax	
Financial Administration	423,162.00	Delinquent Tax & Lien Collections	821,929.17	School Taxes in Municipal Budget	.01 194,188.50
Assessment of Taxes	164,861.00	Business Personality Replacement Taxes	1,672,438.88	County Taxes	.41 6,159,864.97
Collection of Taxes		Taxes from Public Utilities	1,741,427.00	County Library Taxes	
Planning, Housing & Development	124,622.00	Other Miscellaneous Tax Revenues		Local Municipal Purpose Taxes	.77 11,711,350.50
Human Resources	1,102,467.75	State Aid Revenues	3,081,664.42	Veteran & Senior Citizen Taxes	
Elections	44,340.00	Federal Aid Revenues		Total Taxes for Rate Computation	2.04 31,315,861.47
General Administration (other)	1,972,333.00	State and Local Fiscal Assistance Act Utilized		Special District Taxes	
JUDICIARY		Sale of Acquired Property		Bank Corp. Taxes	26,980.34
Municipal Courts	333,050.00	Other Miscellaneous Revenues		Added and Omitted Taxes	66,692.37
PUBLIC SAFETY		Total	40,362,955.66	Total Taxes Levied - ABSTRACT	31,083,934.18
Fire Protection	1,872,950.25	Prior Years Surplus Appropriated	200,000.00	Total Taxes Billed	31,084,577.36
Police Protection	4,339,077.04	REVENUES TOTAL	40,562,955.66	1988 TAXES COLLECTED	30,036,737.67
Civil Defense & Disaster Control	17,300.00	Reserve For Uncollected Taxes	1,500,000.00	1988 Taxes Cancelled, Abated or Adjusted	73,316.82
Environmental Inspection & Control	688,377.00	CAPITAL OUTLAY TOTAL	2,733,745.43	Transfer to Tax Title Liens or Foreclosed	34,437.90
Other Public Safety		Public Enterprises	2,340,830.80	Balance Outstanding Dec. 31, 1988	940,084.97
PUBLIC WORKS		Recreation—Culture	15.00	PRIOR YEARS TAXES OUTSTANDING	
Streets and Drainage	917,630.20	Public Works	700.00	Balance January 1, 1988	795,517.50
Sewers and Sewage Processing	1,694,024.00	Buildings and Grounds	392,149.63	Collected in 1988	741,369.76
Garbage and Trash Disposal		Library and Education		Cancelled, Abated or Adjusted 1988	17,830.75
Public Buildings and Grounds	950,275.00	Conservation		Transfers to Tax Title Liens or Foreclosed	28,031.77
Other Public Works		All Other		Balance December 31, 1988	8,285.22
HEALTH and WELFARE		CAPITAL DEBT AUTHORIZED, DECEMBER 31, 1988		TAX TITLE LIENS OUTSTANDING	
Health Services Except Environmental	241,433.00	ISSUED AND UNISSUED		Balance January 1, 1988	133,313.93
Welfare-Public Assistance	195,539.00	SCHOOL	2,163,000	Transfer From Taxes	62,469.67
Hospitals, Clinics, First Aid		Self-liquidating	26,180,917	Redeemed in 1988	80,559.41
Animal, Insect, & Rodent Control	42,123.00	Other	8,306,253	Cancelled, Abated or Adjusted (1988)	
Other Welfare Services		Total	36,650,170	Transfers to Foreclosed Property	
RECREATION and CONSERVATION		ISSUED AND OUTSTANDING		Balance December 31, 1988	115,224.19
Beaches and Boardwalks		SCHOOL	2,163,000.00	PROPERTY ACQUIRED BY DEED OR	
Parks, Playgrounds, Shade Trees	330,652.00	Self-Liquidating	17,046,153.00	FORECLOSURE	
Land Reclamation & Conservation		Other	7,245,840.00	Balance January 1, 1988	388,200.00
Other Recreational Services	163,658.00	Total	26,454,993.00	Transfers From Taxes or Liens	
EDUCATION (excluding schools)		EQUALIZED VALUATION BASIS		Sale for Cash (1988)	
Libraries	402,325.00	FOR NET DEBT COMPUTATION	1,219,447,110	Cancelled, Abated or Adjusted (1988)	
Other Educational Services		REAL PROPERTY VALUATIONS		Balance December 31, 1988	388,200.00
STATUTORY EXPENDITURES		Code Class # of Parcels % VAL'N	ASSESSED VALUATION	CURRENT FINANCES DECEMBER 31, 1988	
Pensions & F. I. C. A.	2,076,123.77	1 Vacant Land 318 .87	2,874,300.00	ASSETS	
Employee Fringe Benefits	400,000.00	2 Residential 6950 41.30	136,929,100.00	Cash Dec. 31, 1988	4,489,904.38
Other Statutory Expenditures	15,222.98	3 Farm		Taxes Receivable	948,370.19
CETA And Other Public Employment Programs		4a Commercial 905 13.61	45,102,900.00	Tax Title Liens	115,224.19
MUNICIPAL FUNCTIONS		4b Industrial 203 39.23	130,037,000.00	Foreclosed Property	388,200.00
CAPITAL IMPROVEMENTS *MEMO*	29,400.80	4c Apartments 125 5.00	16,569,100.00	Emergencies & Other Deferred Charges	1,158,600.00
DEBT SERVICE		Total 8501	331,512,400.00	State and Federal Aid Receivable	483.57
Principal Payments	799,160.00	Land Area 4.55 Sq. Miles		Other Receivables	468,805.46
Interest Payments	471,546.00	Net Valuation Taxable-Municipal	333,525,645	Total	7,569,587.79
TYPE I SCHL DEBT *MEMO	531,358.50	Net Valuation Taxable-County	1,534,731,667	LIABILITIES, RESERVES, AND SURPLUS	
DEFERRED CHARGES	1,057,223.12	State Equalized Valuation	1,505,108,640	Cash Liabilities	2,852,287.29
SCHOOL, COUNTY, SPECIAL DISTRICT TAXES	19,273,910.97	State Equalization Ratio	22.06	Reserves for Receivables	1,920,599.84
RESERVE FOR UNCOLLECTED TAXES	1,500,000.00			Surplus Dec. 31, 1988	2,796,700.66
EXPENDITURES				Total	7,569,587.79
TOTAL	42,044,127.03				

987/3000

* ABOVE DEBT SERVICE INCLUDES TYPE I SCHOOL DEBT

2119
 Population 1980 16,647
 Population 1988 15,713
 S & P Rating
 Moody Rating BAA1
 General Tax Rate Per \$100. 5.32
 State Equalized Tax Rate 2.44

PHILLIPSBURG TOWN — WARREN COUNTY
Form of Government:
Council-Manager Plan B (OMCL 50)
Number of Members on Governing Body — 5

PER CAPITA:
 Gross Debt 1,451.35
 Net Debt 133.61
 Debt Service 32.65
 Total Tax Levy 721.76
 Municipal Expenditures 473.11
 PER CENT:
 Gross Debt 5.90
 Net Debt .54
 Tax Levy Collected 94.31
 Tax Levy Cancelled, Abated or Adjusted .03

EXPENDITURES		REVENUES-REALIZED		1988 PROPERTY TAX	
GENERAL GOVERNMENT				STATE EQUALIZED TAX RATE →	
Governing Body & Public Boards	39,078.07	1988 Property Taxes Collected	10,732,292.82	Local District School Taxes	1.06 4,913,009.00
Municipal Clerk	58,954.00	1988 Payments in Lieu of Taxes		Regional & Consolidated School Tax	
Financial Administration	22,150.00	Delinquent Tax & Lien Collections	516,201.32	School Taxes in Municipal Budget	
Assessment of Taxes	347,438.00	Business Personalty Replacement Taxes	434,958.55	County Taxes	.68 3,144,561.95
Collection of Taxes	104,218.00	Taxes from Public Utilities	756,759.00	County Library Taxes	
Planning, Housing & Development	286,336.00	Other Miscellaneous Tax Revenues		Local Municipal Purpose Taxes	.70 3,216,000.00
Human Resources	202,931.00	State Aid Revenues	611,221.15	Veteran & Senior Citizen Taxes	244,100.00
Elections	4,040.00	Federal Aid Revenues	240,000.00	Total Taxes for Rate Computation	2.44 11,517,670.95
General Administration (other)	771,724.71	State and Local Fiscal Assistance Act Utilized	4,089.61	Special District Taxes	
JUDICIARY		Sale of Acquired Property		Bank Corp. Taxes	22,986.02
Municipal Courts	68,610.00	Other Miscellaneous Revenues		Added and Omitted Taxes	43,102.33
PUBLIC SAFETY		Total	1,380,543.07	Total Taxes Levied - ABSTRACT	11,344,659.30
Fire Protection	129,475.47	Prior Years Surplus Appropriated	14,726,065.54	Total Taxes Billed	11,320,321.32
Police Protection	1,104,449.59	REVENUES TOTAL	15,616,065.54	1988 TAXES COLLECTED	10,732,292.82
Civil Defense & Disaster Control	3,530.00	Reserve For Uncollected Taxes	806,380.00	1988 Taxes Cancelled, Abated or Adjusted	3,533.12
Environmental Inspection & Control	101,705.24			Transfer to Tax Title Liens or Foreclosed	42,014.31
Other Public Safety				Balance Outstanding Dec. 31, 1988	542,476.07
PUBLIC WORKS		CAPITAL OUTLAY TOTAL	1,973,797.44	PRIOR YEARS TAXES OUTSTANDING	
Streets and Drainage	209,724.09	Public Enterprises	1,051,551.55	Balance January 1, 1988	458,572.22
Sewers and Sewage Processing		Recreation—Culture		Collected in 1988	445,282.73
Garbage and Trash Disposal	932,500.00	Public Works	569,387.53	Cancelled, Abated or Adjusted 1988	233.63
Public Buildings and Grounds	152,005.00	Buildings and Grounds	352,358.31	Transfers to Tax Title Liens or Foreclosed	11,799.14
Other Public Works	5,100.00	Library and Education		Balance December 31, 1988	1,251.72
HEALTH and WELFARE		Conservation		TAX TITLE LIENS OUTSTANDING	
Health Services Except Environmental		All Other		Balance January 1, 1988	115,432.36
Welfare-Public Assistance	25,431.00			Transfer From Taxes	55,492.27
Hospitals, Clinics, First Aid		CAPITAL DEBT AUTHORIZED, DECEMBER 31, 1988		Redeemed in 1988	70,913.59
Animal, Insect, & Rodent Control	12,500.00	ISSUED AND UNISSUED GROSS DEBT NET DEBT		Cancelled, Abated or Adjusted (1988)	
Other Welfare Services		School 1,054,000		Transfers to Foreclosed Property	
RECREATION and CONSERVATION		Self-liquidating 19,666,055		Balance December 31, 1988	101,006.54
Beaches and Boardwalks	37,311.46	Other 2,100,074	2,100,074	PROPERTY ACQUIRED BY DEED OR FORECLOSURE	
Parks, Playgrounds, Shade Trees	469,838.14	Total 22,820,129	2,100,074	Balance January 1, 1988	157,345.00
Land Reclamation & Conservation				Transfers From Taxes or Liens	
Other Recreational Services	26,479.00	ISSUED AND OUTSTANDING		Sale for Cash (1988)	
EDUCATION (excluding schools)		School 1,054,000.00		Cancelled, Abated or Adjusted (1988)	
Libraries	304,511.00	Self-liquidating 1,162,055.00		Balance December 31, 1988	157,345.00
Other Educational Services		Other 2,100,074.46		CURRENT FINANCES DECEMBER 31, 1988	
STATUTORY EXPENDITURES		Total 4,316,129.46		ASSETS	
Pensions & F. I. C. A.	416,500.00	EQUALIZED VALUATION BASIS		Cash Dec. 31, 1988	5,135,173.19
Employee Fringe Benefits	245,500.00	FOR NET DEBT COMPUTATION	386,971,444	Taxes Receivable	543,727.79
Other Statutory Expenditures	27,000.00	REAL PROPERTY VALUATIONS		Tax Title Liens	101,006.54
CETA And Other Public Employment Programs		Code Class # of Parcels % VAL'N	ASSESSED VALUATION	Foreclosed Property	157,345.00
MUNICIPAL FUNCTIONS TOTAL	6,109,229.77	1 Vacant Land 315 1.31	2,748,065.00	Emergencies & Other Deferred Charges	225,471.53
CAPITAL IMPROVEMENTS *MEMO*	68,120.17	2 Residential 4422 64.66	135,593,540.00	State and Federal Aid Receivable	
DEBT SERVICE		3 Farm 3 .02	36,600.00	Other Receivables	176,306.08
Principal Payments	445,000.00	4a Commercial 340 13.63	28,683,720.00	Total	6,389,030.13
Interest Payments	68,200.02	4b Industrial 37 16.50	34,592,440.00	LIABILITIES, RESERVES, AND SURPLUS	
		4c Apartments 29 3.34	8,046,650.00	Cash Liabilities	3,640,443.69
		Total 5146	209,701,015.00	Reserves for Receivables	977,826.05
DEFERRED CHARGES	7,001.93	Land Area 2.90 Sq. Miles		Surplus Dec. 31, 1988	1,770,760.39
SCHOOL, COUNTY, SPECIAL DISTRICT TAXES	8,057,570.95	Net Valuation Taxable-Municipal	212,021,705	Total	6,389,030.13
RESERVE FOR UNCOLLECTED TAXES	806,830.00	Net Valuation Taxable-County	412,389,822		
EXPENDITURES TOTAL	15,493,832.67	State Equalized Valuation	459,285,203		
		State Equalization Ratio	45.89		

1709

PILESGROVE TOWNSHIP - SALEM COUNTY

PER CAPITA:

PER CENT:

Population 1980 2,310

Population 1988 3,023

S & P Rating

Moody Rating

General Tax Rate Per \$100.

2.17

State Equalized Tax Rate

1.74

Form of Government:

Township Committee

Number of Members on Governing Body - 3

Gross Debt

508.25

Net Debt

31.37

Debt Service

702.26

Total Tax Levy

362.79

Municipal Expenditures

Gross Debt

1.51

Net Debt

.09

Tax Levy Collected

95.02

Tax Levy Cancelled, Abated

.37

or Adjusted

EXPENDITURES		REVENUES-REALIZED		1988 PROPERTY TAX	
GENERAL GOVERNMENT				STATE EQUALIZED TAX RATE →	
Governing Body & Public Boards		1988 Property Taxes Collected	2,016,892.26	Local District School Taxes	
Municipal Clerk		1988 Payments in Lieu of Taxes		Regional & Consolidated School Tax	.99 1,184,004.66
Financial Administration	66,717.32	Delinquent Tax & Lien Collections	155,506.71	School Taxes in Municipal Budget	
Assessment of Taxes	10,276.73	Business Personalty Replacement Taxes	45,057.56	County Taxes	.74 885,947.07
Collection of Taxes	17,000.00	Taxes from Public Utilities	410,240.00	County Library Taxes	
Planning, Housing & Development	34,433.25	Other Miscellaneous Tax Revenues		Local Municipal Purpose Taxes	
Human Resources		State Aid Revenues	18,404.07	Veteran & Senior Citizen Taxes	24,850.00
Elections		Federal Aid Revenues		Total Taxes for Rate Computation	1.73 2,094,801.73
General Administration (other)	102,253.86	State and Local Fiscal Assistance Act Utilized	151.35	Special District Taxes	
JUDICIARY		Sale of Acquired Property		Bank Corp Taxes	3,845.97
Municipal Courts	36,120.00	Other Miscellaneous Revenues	328,363.92	Added and Omitted Taxes	52,655.26
PUBLIC SAFETY		Total	2,975,620.87	Total Taxes Levied - ABSTRACT	2,126,452.96
Fire Protection	26,200.00	Prior Years Surplus Appropriated	598,426.38	Total Taxes Billed	2,122,606.99
Police Protection	3,000.00	REVENUES TOTAL	3,574,047.25	1988 TAXES COLLECTED	2,016,892.26
Civil Defense & Disaster Control	3,000.00	Reserve For Uncollected Taxes	150,500.00	1988 Taxes Cancelled, Abated or Adjusted	7,885.78
Environmental Inspection & Control	35,000.00			Transfer to Tax Title Liens or Foreclosed	4,787.42
Other Public Safety				Balance Outstanding Dec. 31, 1988	93,041.53
PUBLIC WORKS		CAPITAL OUTLAY TOTAL		PRIOR YEARS TAXES OUTSTANDING	
Streets and Drainage	195,151.35	Public Enterprises		Balance January 1, 1988	160,596.06
Sewers and Sewage Processing		Recreation—Culture		Collected in 1988	152,051.21
Garbage and Trash Disposal	124,366.65	Public Works		Cancelled, Abated or Adjusted 1988	
Public Buildings and Grounds	10,000.00	Buildings and Grounds		Transfers to Tax Title Liens or Foreclosed	2,158.01
Other Public Works		Library and Education		Balance December 31, 1988	6,386.84
HEALTH and WELFARE		Conservation		TAX TITLE LIENS OUTSTANDING	
Health Services Except Environmental	4,900.00	All Other		Balance January 1, 1988	5,284.80
Welfare-Public Assistance	6,900.00			Transfer From Taxes	7,234.13
Hospitals, Clinics, First Aid	4,000.00	CAPITAL DEBT AUTHORIZED, DECEMBER 31, 1988		Redeemed in 1988	4,455.50
Animal, Insect, & Rodent Control	7,500.00	ISSUED AND UNISSUED GROSS DEBT		Cancelled, Abated or Adjusted (1988)	
Other Welfare Services		School	1,443,967	Transfers to Foreclosed Property	
RECREATION and CONSERVATION		Self-liquidating		Balance December 31, 1988	8,063.43
Beaches and Boardwalks		Other	95,000	PROPERTY ACQUIRED BY DEED OR	
Parks, Playgrounds, Shade Trees	5,200.00	Total	1,538,967	FORECLOSURE	
Land Reclamation & Conservation		ISSUED AND OUTSTANDING		Balance January 1, 1988	67,400.00
Other Recreational Services	5,200.00	School	1,443,967.16	Transfers From Taxes or Liens	
EDUCATION (excluding schools)		Self-liquidating		Sale for Cash (1988)	
Libraries		Other		Cancelled, Abated or Adjusted (1988)	
Other Educational Services	200,000.00	Total	1,443,967.16	Balance December 31, 1988	67,400.00
STATUTORY EXPENDITURES		EQUALIZED VALUATION BASIS		CURRENT FINANCES DECEMBER 31, 1988	
Pensions & F. I. C. A.	30,000.00	FOR NET DEBT COMPUTATION	102,241,158	ASSETS	
Employee Fringe Benefits	12,237.19	REAL PROPERTY VALUATIONS		Cash Dec. 31, 1988	2,765,282.79
Other Statutory Expenditures	1,000.00	Code Class # of Parcels % VAL'N		Taxes Receivable	99,428.37
CETA And Other Public Employment Programs		1 Vacant Land 204 2.10	1,978,600.00	Tax Title Liens	8,063.43
MUNICIPAL FUNCTIONS TOTAL	945,571.35	2 Residential 306 64.02	60,332,000.00	Foreclosed Property	67,400.00
CAPITAL IMPROVEMENTS *MEMO*	135,000.00	3 Farm 660 23.81	22,446,200.00	Emergencies & Other Deferred Charges	862.96
DEBT SERVICE		4a Commercial 53 8.73	3,227,700.00	State and Federal Aid Receivable	4,289.67
Principal Payments		4b Industrial 2 1.15	1,087,300.00	Other Receivables	43,494.24
Interest Payments		4c Apartments 3 .18	173,000.00	Total	2,988,821.46
		Total 1728	94,244,800.00	LIABILITIES, RESERVES, AND SURPLUS	
DEFERRED CHARGES	2,467.97	Land Area 36.10 Sq. Miles		Cash Liabilities	379,676.52
SCHOOL, COUNTY, SPECIAL DISTRICT TAXES	2,069,951.73	Net Valuation Taxable-Municipal	95,661,901	Reserves for Receivables	182,537.04
RESERVE FOR UNCOLLECTED TAXES	150,500.00	Net Valuation Taxable-County	105,923,476	Surplus Dec. 31, 1988	2,426,607.90
EXPENDITURES TOTAL	3,163,491.05	State Equalized Valuation	118,680,757	Total	2,988,821.46
		State Equalization Ratio	80.37		

1522
 Population 1980 1,796
 Population 1988 1,771
 S & P Rating
 Moody Rating
 General Tax Rate Per \$100. 3.33
 State Equalized Tax Rate 1.82

PINE BEACH BOROUGH— OCEAN COUNTY
Form of Government:
Borough Council
Number of Members on Governing Body — 6

PER CAPITA.
 Gross Debt 1,566.83
 Net Debt 480.13
 Debt Service
 Total Tax Levy 1,130.49
 Municipal Expenditures 453.65
 PER CENT.
 Gross Debt 3.19
 Net Debt .98
 Tax Levy Collected 96.32
 Tax Levy Cancelled, Abated or Adjusted

EXPENDITURES		REVENUES-REALIZED		1988 PROPERTY TAX	
GENERAL GOVERNMENT				STATE EQUALIZED TAX RATE →	
Governing Body & Public Boards		1988 Property Taxes Collected		Local District School Taxes	
Municipal Clerk		1988 Payments in Lieu of Taxes		Regional & Consolidated School Tax	
Financial Administration	21,670.00	Delinquent Tax & Lien Collections		School Taxes in Municipal Budget 1.08	
Assessment of Taxes	6,156.00	Business Personalty Replacement Taxes		County Taxes .36 *	
Collection of Taxes	5,320.00	Taxes from Public Utilities		County Library Taxes .02	
Planning, Housing & Development	5,000.00	Other Miscellaneous Tax Revenues		Local Municipal Purpose Taxes .36	
Human Resources		State Aid Revenues		Veteran & Senior Citizen Taxes	
Elections		Federal Aid Revenues		Total Taxes for Rate Computation 1.32	
General Administration (other)	132,147.00	State and Local Fiscal Assistance Act Utilized		Special District Taxes	
JUDICIARY		Sale of Acquired Property		Bank Corp. Taxes	
Municipal Courts	12,112.00	Other Miscellaneous Revenues		Added and Omitted Taxes	
PUBLIC SAFETY		Total		Total Taxes Levied - ABSTRACT	
Fire Protection	9,370.32	Prior Years Surplus Appropriated		Total Taxes Billed	
Police Protection	175,132.71	REVENUES TOTAL		1988 TAXES COLLECTED	
Civil Defense & Disaster Control	625.00	Reserve For Uncollected Taxes		1988 Taxes Cancelled, Abated or Adjusted	
Environmental Inspection & Control	2,746.00	CAPITAL OUTLAY TOTAL		Transfer to Tax Title Liens or Foreclosed	
Other Public Safety		Public Enterprises		Balance Outstanding Dec. 31, 1988	
PUBLIC WORKS		Recreation—Culture		PRIOR YEARS TAXES OUTSTANDING	
Streets and Drainage	62,200.00	Public Works		Balance January 1, 1988	
Sewers and Sewage Processing		Buildings and Grounds		Collected in 1988	
Garbage and Trash Disposal	116,520.00	Library and Education		Cancelled, Abated or Adjusted 1988	
Public Buildings and Grounds	5,000.00	Conservation		Transfers to Tax Title Liens or Foreclosed	
Other Public Works	13,000.00	All Other		Balance December 31, 1988	
HEALTH and WELFARE		CAPITAL DEBT AUTHORIZED, DECEMBER 31, 1988		TAX TITLE LIENS OUTSTANDING	
Health Services Except Environmental	490.00	ISSUED AND UNISSUED GROSS DEBT NET DEBT		Balance January 1, 1988	
Welfare-Public Assistance	350.00	School 339,540		Transfer From Taxes	
Hospitals, Clinics, First Aid		Self-liquidating 2,191,690		Redeemed in 1988	
Animal, Insect, & Rodent Control	2,520.00	Other 193,705		Cancelled, Abated or Adjusted (1988)	
Other Welfare Services		Total 2,774,936		Transfers to Foreclosed Property	
RECREATION and CONSERVATION		ISSUED AND OUTSTANDING		Balance December 31, 1988	
Beaches and Boardwalks	3,950.00	School 339,540.95		PROPERTY ACQUIRED BY DEED OR	
Parks, Playgrounds, Shade Trees	1,200.00	Self-Liquidating 1,003,940.70		FORECLOSURE	
Land Reclamation & Conservation	4,000.00	Other		Balance January 1, 1988	
Other Recreational Services	900.00	Total 1,333,481.65		Transfers From Taxes or Liens	
EDUCATION (excluding schools)		EQUALIZED VALUATION BASIS		Sale for Cash (1988)	
Libraries		FOR NET DEBT COMPUTATION		Cancelled, Abated or Adjusted (1988)	
Other Educational Services		REAL PROPERTY VALUATIONS		Balance December 31, 1988	
STATUTORY EXPENDITURES		Code Class # of Parcels % VAL'N ASSESSED VALUATION		CURRENT FINANCES DECEMBER 31, 1988	
Pensions & F. I. C. A.	30,372.93	1 Vacant Land 104 2.97 1,743,500.00		ASSETS	
Employee Fringe Benefits	33,800.00	2 Residential 769 91.47 53,721,900.00		Cash Dec. 31, 1988	
Other Statutory Expenditures	2,000.00	3 Farm 53,721,900.00		Taxes Receivable	
CETA And Other Public Employment Programs		4a Commercial 20 5.55 3,264,500.00		Tax Title Liens	
MUNICIPAL FUNCTIONS TOTAL	652,631.91	4b Industrial		Foreclosed Property	
CAPITAL IMPROVEMENTS *MEMO*	23,000.00	4c Apartments		Emergencies & Other Deferred Charges	
DEBT SERVICE		Total 893 53,729,900.00		State and Federal Aid Receivable	
Principal Payments		Land Area .60 Sq. Miles		Other Receivables	
Interest Payments		Net Valuation Taxable-Municipal		Total	
DEFERRED CHARGES	23,734.09	Net Valuation Taxable-County		LIABILITIES, RESERVES, AND SURPLUS	
SCHOOL, COUNTY, SPECIAL DISTRICT TAXES	1,579,763.66	State Equalized Valuation		Cash Liabilities	
RESERVE FOR UNCOLLECTED TAXES	127,000.00	State Equalization Ratio		Reserves for Receivables	
EXPENDITURES TOTAL	2,383,179.66			Surplus Dec. 31, 1988	
				Total	

*Includes County Health Service Taxes or County Vocational School Taxes. See Table 13.

0428

Population 1980 8,684

Population 1988 9,127

S & P Rating

Moody Rating

General Tax Rate Per \$100.

5.84

State Equalized Tax Rate

3.47

PINE HILL BOROUGH - CAMDEN COUNTY**Form of Government:****Borough Council****Number of Members on Governing Body - 6****PER CAPITA:**

Gross Debt

450.14

Net Debt

233.44

Debt Service

23.57

Total Tax Levy

597.89

Municipal Expenditures

347.26

PER CENT:

Gross Debt

2.91

Net Debt

1.51

Tax Levy Collected

92.95

Tax Levy Cancelled, Abated

or Adjusted

.02

EXPENDITURES		REVENUES-REALIZED		1988 PROPERTY TAX	
GENERAL GOVERNMENT				STATE EQUALIZED TAX RATE	
Governing Body & Public Boards	36,110.00	1988 Property Taxes Collected	5,082,063.46	Local District School Taxes	.78
Municipal Clerk		1988 Payments in Lieu of Taxes	1,000.00	Regional & Consolidated School Tax	.65
Financial Administration	36,635.00	Delinquent Tax & Lien Collections	296,808.25	School Taxes in Municipal Budget	
Assessment of Taxes	24,418.00	Business Personalty Replacement Taxes	9,757.36	County Taxes	.95
Collection of Taxes	42,999.00	Taxes from Public Utilities	435,703.00	County Library Taxes	.02
Planning, Housing & Development	8,600.00	Other Miscellaneous Tax Revenues		Local Municipal Purpose Taxes	1.07
Human Resources	76,533.40	State Aid Revenues	504,764.50	Veteran & Senior Citizen Taxes	
Elections	5,725.00	Federal Aid Revenues		Total Taxes for Rate Computation	3.47
General Administration (other)	347,849.00	State and Local Fiscal Assistance Act Utilized		Special District Taxes	
JUDICIARY		Sale of Acquired Property		Bank Corp. Taxes	303.84
Municipal Courts	333.00	Other Miscellaneous Revenues	200,467.12	Added and Omitted Taxes	40,722.41
PUBLIC SAFETY		Total	6,530,568.69	Total Taxes Levied - ABSTRACT	5,456,968.77
Fire Protection	84,309.99	Prior Years Surplus Appropriated	125,000.00	Total Taxes Billed	5,467,339.21
Police Protection	684,877.08	REVENUES	6,705,568.69	1988 TAXES COLLECTED	5,082,063.46
Civil Defense & Disaster Control	50.00	Reserve For Uncollected Taxes	510,500.00	1988 Taxes Cancelled, Abated or Adjusted	1,165.85
Environmental Inspection & Control		CAPITAL OUTLAY	307,042.84	Transfer to Tax Title Liens or Foreclosed	137,643.18
Other Public Safety		TOTAL	307,042.84	Balance Outstanding Dec. 31, 1988	246,466.72
PUBLIC WORKS		Public Enterprises		PRIOR YEARS TAXES OUTSTANDING	
Streets and Drainage	197,111.00	Recreation—Culture		Balance January 1, 1988	243,386.85
Sewers and Sewage Processing		Public Works	307,042.84	Collected in 1988	242,287.55
Garbage and Trash Disposal	370,000.00	Buildings and Grounds		Cancelled, Abated or Adjusted 1988	232.02
Public Buildings and Grounds	35,300.00	Library and Education		Transfers to Tax Title Liens or Foreclosed	
Other Public Works	30,300.00	Conservation		Balance December 31, 1988	867.28
HEALTH and WELFARE		All Other		TAX TITLE LIENS OUTSTANDING	
Health Services Except Environmental	2,500.00	CAPITAL DEBT AUTHORIZED, DECEMBER 31, 1988		Balance January 1, 1988	492,212.82
Welfare-Public Assistance	7,600.00	ISSUED AND UNISSUED	GROSS DEBT	Transfer From Taxes	137,643.18
Hospitals, Clinics, First Aid		School	1,977,789	Redeemed in 1988	54,520.70
Animal, Insect, & Rodent Control	25.00	Self-liquidating		Cancelled, Abated or Adjusted (1988)	
Other Welfare Services		Other	2,130,606	Transfers to Foreclosed Property	
RECREATION and CONSERVATION		Total	4,108,396	Balance December 31, 1988	575,335.30
Beaches and Boardwalks		ISSUED AND OUTSTANDING		PROPERTY ACQUIRED BY DEED OR FORECLOSURE	
Parks, Playgrounds, Shade Trees		School	1,977,789.70	Balance January 1, 1988	76,400.00
Land Reclamation & Conservation	21,000.00	Self-Liquidating		Transfers From Taxes or Liens	
Other Recreational Services	23,055.00	Other	2,110,500.00	Sale for Cash (1988)	6,600.00
EDUCATION (excluding schools)		Total	4,088,289.70	Cancelled, Abated or Adjusted (1988)	
Libraries		EQUALIZED VALUATION BASIS		Balance December 31, 1988	69,800.00
Other Educational Services		FOR NET DEBT COMPUTATION	141,338,795	CURRENT FINANCES DECEMBER 31, 1988	
STATUTORY EXPENDITURES		REAL PROPERTY VALUATIONS		ASSETS	
Pensions & F. I. C. A.	175,477.74	Code Class # of Parcels % VAL'N	ASSESSED VALUATION	Cash Dec. 31, 1988	785,938.30
Employee Fringe Benefits	121,616.00	1 Vacant Land 417 5.02	4,620,500.00	Taxes Receivable	247,334.00
Other Statutory Expenditures	2,000.00	2 Residential 2449 31.41	74,981,800.00	Tax Title Liens	575,335.30
CETA And Other Public Employment Programs		3 Farm 6 .46	432,600.00	Foreclosed Property	69,800.00
MUNICIPAL FUNCTIONS		4a Commercial 40 3.88	3,572,800.00	Emergencies & Other Deferred Charges	13,496.51
CAPITAL IMPROVEMENTS	*MEMO*	4b Industrial 3 .40	372,900.00	State and Federal Aid Receivable	61,000.00
DEBT SERVICE		4c Apartments 6 3.82	8,125,900.00	Other Receivables	136,853.56
Principal Payments	115,000.00	Total 2921	92,106,500.00	Total	1,889,757.67
Interest Payments	100,152.50	Land Area 3.97 Sq. Miles		LIABILITIES, RESERVES, AND SURPLUS	
DEFERRED CHARGES		Net Valuation Taxable-Municipal	92,905,592	Cash Liabilities	428,555.59
SCHOOL, COUNTY, SPECIAL DISTRICT TAXES	3,749,068.50	Net Valuation Taxable-County	143,175,497	Reserves for Receivables	1,029,322.86
RESERVE FOR UNCOLLECTED TAXES	510,500.00	State Equalized Valuation	155,704,070	Surplus Dec. 31, 1988	431,879.22
EXPENDITURES	TOTAL	State Equalization Ratio	59.46	Total	1,889,757.67
	6,913,430.93				

0429
 Population 1980 23
 Population 1988 24
 S & P Rating
 Moody Rating
 General Tax Rate Per \$100. 3.01
 State Equalized Tax Rate 1.97

PINE VALLEY BOROUGH — CAMDEN CO.
Form of Government:
Commission (1911)
Number of Members on Governing Body — 3

PER CAPITA:
 Gross Debt
 Net Debt
 Debt Service
 Total Tax Levy 3,214.67
 Municipal Expenditures 7,339.06
 PER CENT:
 Gross Debt
 Net Debt
 Tax Levy Collected 99.67
 Tax Levy Cancelled, Abated or Adjusted

EXPENDITURES		REVENUES-REALIZED		1988 PROPERTY TAX	
GENERAL GOVERNMENT				STATE EQUALIZED TAX RATE →	
Governing Body & Public Boords		1988 Property Taxes Collected	176,370.41	Local District School Taxes	
Municipal Clerk		1988 Payments in Lieu of Taxes		Regional & Consolidated School Tax	
Financial Administration	750.00	Delinquent Tax & Lien Collections		School Taxes in Municipal Budget	
Assessment of Taxes	800.00	Business Personalty Replocement Taxes	949.04	County Taxes	1.13 113,180.00
Collection of Taxes	665.00	Taxes from Public Utilities	1,976.00	County Library Taxes	.03 2,972.00
Planning, Housing & Development		Other Miscellaneous Tax Revenues		Local Municipal Purpose Taxes	.81 31,000.00
Human Resources	27,676.00	State Aid Revenues	90,095.17	Veteron & Senior Citizen Taxes	
Elections	1,130.00	Federal Aid Revenues		Total Taxes for Rate Computation	1.97 197,152.00
General Adminstration (other)	13,412.00	State and Local Fisciol Assistance Act Utilized		Special District Taxes	
JUDICIARY		Sole of Acquired Property		Bank Corp. Taxes	
Municipol Courts	400.00	Other Miscellaneous Revenues	21,219.19	Added and Omitted Taxes	
PUBLIC SAFETY		Total	310,609.81	Total Taxes Levied - ABSTRACT	197,152.00
Fire Protection	1,050.00	Prior Years Surplus Appropriated	9,876.78	Total Taxes Billed	197,023.33
Police Protection	109,337.65	REVENUES TOTAL	320,486.59	1988 TAXES COLLECTED	196,370.41
Civil Defense & Disaster Control		Reserve For Uncollected Taxes		1988 Taxes Cancelled, Abated or Adjusted	
Environmental Inspection & Control	4,408.56			Transfer to Tax Title Liens or Foreclosed	
Other Public Sofety				Balance Outstanding Dec. 31, 1988	652.92
PUBLIC WORKS		CAPITAL OUTLAY TOTAL		PRIOR YEARS TAXES OUTSTANDING	
Streets and Drainage		Public Enterprises		Balance January 1, 1988	
Sewers and Sewage Processing		Recreation—Culture		Collected in 1988	
Garbage and Trash Disposal	3,600.00	Public Works		Cancelled, Abated or Adjusted 1988	
Public Buildings and Grounds	1,000.00	Buildings and Grounds		Transfers to Tax Title Liens or Foreclosed	
Other Public Works		Library and Educotion		Balance December 31, 1988	
HEALTH and WELFARE		Conservation		TAX TITLE LIENS OUTSTANDING	
Health Services Except Environmental		All Other		Balance January 1, 1988	
Welfare-Public Assistance				Transfer From Taxes	
Hospitals, Clinics, First Aid				Redeemed in 1988	
Animol, Insect, & Rodent Control				Cancelled, Abated or Adjusted (1988)	
Other Welfare Services				Transfers to Foreclosed Property	
RECREATION and CONSERVATION				Balance December 31, 1988	
Beaches and Boardwalks				PROPERTY ACQUIRED BY DEED OR	
Parks, Playgrounds, Shade Trees				FORECLOSURE	
Land Reclamation & Conservation				Balance January 1, 1988	
Other Recreational Services				Transfers From Taxes or Liens	
EDUCATION (excluding schools)				Sole for Cosh (1988)	
Libraries				Cancelled, Abated or Adjusted (1988)	
Other Educotional Services				Balance December 31, 1988	
STATUTORY EXPENDITURES				CURRENT FINANCES DECEMBER 31, 1988	
Pensions & F. I. C. A.	15,137.76			ASSETS	
Employee Fringe Benefits	6,400.00			Cash Dec. 31, 1988	40,033.52
Other Statutory Expenditures	750.58			Taxes Receivable	652.92
CETA And Other Public Employment Programs				Tax Title Liens	
MUNICIPAL FUNCTIONS TOTAL	186,537.55			Foreclosed Property	
CAPITAL IMPROVEMENTS *MEMO*				Emergencies & Other Deferred Charges	6,166.55
DEBT SERVICE				State and Federal Aid Receivable	
Principal Payments				Other Receivables	25.00
Interest Payments				Total	46,882.99
DEFERRED CHARGES	1,600.00			LIABILITIES, RESERVES, AND SURPLUS	
SCHOOL, COUNTY, SPECIAL DISTRICT TAXES	116,152.00			Cash Liabilities	12,851.03
RESERVE FOR UNCOLLECTED TAXES				Reserves for Receivables	677.92
EXPENDITURES TOTAL	304,289.55			Surplus Dec. 31, 1988	33,354.04
				Total	46,882.99

PISCATAWAY TWP. - MIDDLESEX COUNTY

Form of Government:

Mayor-Council Plan F (OMCL 50)

Number of Members on Governing Body - 7

PER CAPITA:

Gross Debt **617.40**
 Net Debt **479.97**
 Debt Service **43.20**
 Total Tax Levy **1,175.87**
 Municipal Expenditures **396.54**

PER CENT:

Gross Debt **1.17**
 Net Debt **.91**
 Tax Levy Collected **96.51**
 Tax Levy Cancelled, Abated or Adjusted **.68**

General Tax Rate Per \$100.

2.20

State Equalized Tax Rate

1.91

EXPENDITURES		REVENUES-REALIZED		1988 PROPERTY TAX	
GENERAL GOVERNMENT				STATE EQUALIZED TAX RATE	
Governing Body & Public Boards	53,450.00	1988 Property Taxes Collected	50,227,002.00	Local District School Taxes	1.11 30,665,331.50
Municipal Clerk	87,010.00	1988 Payments in Lieu of Taxes		Regional & Consolidated School Tax	
Financial Administration	415,428.00	Delinquent Tax & Lien Collections	1,136,733.00	School Taxes in Municipal Budget	
Assessment of Taxes	152,500.00	Business Personalty Replacement Taxes	829,027.00	County Taxes	.44 12,061,888.99
Collection of Taxes		Taxes from Public Utilities	3,466,352.00	County Library Taxes	
Planning, Housing & Development	235,910.00	Other Miscellaneous Tax Revenues		Local Municipal Purpose Taxes	.25 7,034,672.00
Human Resources	292,116.00	State Aid Revenues	1,170,694.00	Veteran & Senior Citizen Taxes	257,100.00
Elections	19,150.00	Federal Aid Revenues	9,500.00	Total Taxes for Rate Computation	1.80 50,018,992.49
General Administration (other)	1,051,704.00	State and Local Fiscal Assistance Act Utilized		Special District Taxes	1,164,291.00
JUDICIARY		Sale of Acquired Property		Bank Corp. Taxes	21,656.00
Municipal Courts	172,130.00	Other Miscellaneous Revenues	3,435,576.00	Added and Omitted Taxes	938,489.00
PUBLIC SAFETY		Total	60,374,894.00	Total Taxes Levied - ABSTRACT	51,886,328.49
Fire Protection	69,857.00	Prior Years Surplus Appropriated	1,640,000.00	Total Taxes Billed	52,043,627.00
Police Protection	4,227,032.00	REVENUES TOTAL	62,014,894.00	1988 TAXES COLLECTED	50,227,002.00
Civil Defense & Disaster Control	3,575.00	Reserve For Uncollected Taxes	1,530,000.00	1988 Taxes Cancelled, Abated or Adjusted	355,984.00
Environmental Inspection & Control	303,395.00	CAPITAL OUTLAY TOTAL	3,139,400.00	Transfer to Tax Title Liens or Foreclosed	13,217.00
Other Public Safety				Balance Outstanding Dec. 31, 1988	1,447,424.00
PUBLIC WORKS				PRIOR YEARS TAXES OUTSTANDING	
Streets and Drainage	1,190,065.00	Public Enterprises		Balance January 1, 1988	1,215,602.00
Sewers and Sewage Processing	125,000.00	Recreation—Culture	99,409.00	Collected in 1988	1,173,686.00
Garbage and Trash Disposal	512,335.00	Public Works	559,834.00	Cancelled, Abated or Adjusted 1988	2,515.00
Public Buildings and Grounds	901,230.00	Buildings and Grounds	716,008.00	Transfers to Tax Title Liens or Foreclosed	35,196.00
Other Public Works		Library and Education	1,764,149.00	Balance December 31, 1988	4,205.00
HEALTH and WELFARE		Conservation		TAX TITLE LIENS OUTSTANDING	
Health Services Except Environmental	287,116.00	All Other		Balance January 1, 1988	22,908.00
Welfare-Public Assistance	10,000.00	CAPITAL DEBT AUTHORIZED, DECEMBER 31, 1988		Transfer From Taxes	79,088.00
Hospitals, Clinics, First Aid		ISSUED AND UNISSUED	GROSS DEBT	Redeemed in 1988	13,047.00
Animal, Insect, & Rodent Control		School	6,064,000	Cancelled, Abated or Adjusted (1988)	
Other Welfare Services	20,920.00	Self-liquidating	4,433,500	Transfers to Foreclosed Property	4,514.00
RECREATION and CONSERVATION		Other	16,745,712	Balance December 31, 1988	84,435.00
Beaches and Boardwalks		Total	27,243,212	PROPERTY ACQUIRED BY DEED OR FORECLOSURE	
Parks, Playgrounds, Shade Trees	329,350.00	ISSUED AND OUTSTANDING		Balance January 1, 1988	3,638,236.00
Land Reclamation & Conservation	40,207.00	School	6,064,000.00	Transfers From Taxes or Liens	4,514.00
Other Recreational Services	501,025.00	Self-Liquidating	4,433,500.00	Sale for Cash (1988)	
EDUCATION (excluding schools)		Other	14,936,000.00	Cancelled, Abated or Adjusted (1988)	100,200.00
Libraries	775,000.00	Total	25,433,500.00	Balance December 31, 1988	3,542,550.00
Other Educational Services	50,450.00	EQUALIZED VALUATION BASIS		CURRENT FINANCES DECEMBER 31, 1988	
STATUTORY EXPENDITURES		FOR NET DEBT COMPUTATION	2,336,813,151	ASSETS	
Pensions & F. I. C. A.	1,151,492.00	REAL PROPERTY VALUATIONS		Cash Dec. 31, 1988	3,311,658.00
Employee Fringe Benefits	372,570.00	Code Class # of Parcels % VAL'N	ASSESSED VALUATION	Taxes Receivable	1,451,629.00
Other Statutory Expenditures		1 Vacant Land 767 3.46	76,701,400.00	Tax Title Liens	84,435.00
CETA And Other Public Employment Programs		2 Residential 9933 47.45	1,053,189,700.00	Foreclosed Property	3,542,550.00
MUNICIPAL FUNCTIONS TOTAL	13,941,627.00	3 Farm 56 .38	8,329,900.00	Emergencies & Other Deferred Charges	308,000.00
CAPITAL IMPROVEMENTS *MEMO*	125,000.00	4a Commercial 194 3.84	85,279,000.00	State and Federal Aid Receivable	
DEBT SERVICE		4b Industrial 191 38.87	862,686,400.00	Other Receivables	4,333,605.00
Principal Payments	1,030,000.00	4c Apartments 20 6.01	133,485,000.00	Total	13,031,877.00
Interest Payments	876,163.00	Total 11161	2,219,671,400.00	LIABILITIES, RESERVES, AND SURPLUS	
DEFERRED CHARGES	70,000.00	Land Area 18.90 Sq. Miles		Cash Liabilities	1,327,738.00
SCHOOL, COUNTY, SPECIAL DISTRICT TAXES	43,391,511.49	Net Valuation Taxable-Municipal	2,269,248,984	Reserves for Receivables	9,412,219.00
RESERVE FOR UNCOLLECTED TAXES	1,580,000.00	Net Valuation Taxable-County	3,010,993,527	Surplus Dec. 31, 1988	2,291,920.00
EXPENDITURES TOTAL	61,389,306.49	State Equalized Valuation	2,749,579,287	Total	13,031,877.00
		State Equalization Ratio	82.21		

0815

Population 1980 9,744
 Population 1988 9,448
 S & P Rating
 Moody Rating

General Tax Rate Per \$100. 3.57
 State Equalized Tax Rate 2.20

PITMAN BOROUGH - GLOUCESTER COUNTY

Form of Government:

Borough Council

Number of Members on Governing Body - 6

PER CAPITA:

Gross Debt 256.03
 Net Debt 201.10
 Debt Service 10.43
 Total Tax Levy 638.54
 Municipal Expenditures 325.51

PER CENT:

Gross Debt 1.06
 Net Debt .83
 Tax Levy Collected 96.31
 Tax Levy Cancelled, Abated or Adjusted .05

EXPENDITURES		REVENUES-REALIZED		1988 PROPERTY TAX	
GENERAL GOVERNMENT				STATE EQUALIZED TAX RATE 1.02	
Governing Body & Public Boords		1988 Property Taxes Collected	5,809,427.54	Local District Schaal Taxes	2,730,963.00
Municipal Clerk		1988 Payments in Lieu of Taxes		Regional & Consolidated Schaal Tax	
Financial Administration	22,675.00	Delinquent Tax & Lien Collections	203,399.53	School Taxes in Municipal Budget	
Assessment of Taxes	15,113.00	Business Personalty Replacement Taxes	120,456.56	County Taxes	.64 1,755,795.34
Collection of Taxes	16,175.00	Taxes from Public Utilities	360,711.00	County Library Taxes	.02 47,531.77
Planning, Hausing & Development	21,550.00	Other Miscellaneous Tax Revenues		Local Municipal Purpose Taxes	.52 1,412,964.09
Human Resources		State Aid Revenues	326,408.98	Veteran & Senior Citizen Taxes	92,800.00
Elections	3,400.00	Federal Aid Revenues		Total Taxes for Rate Computation	2.20 6,092,104.20
General Administration (other)	420,212.89	State and Local Fiscal Assistance Act Utilized	1,276.00	Special District Taxes	
JUDICIARY		Sale of Acquired Property	309.65	Bank Corp. Taxes	7,389.23
Municipal Courts	28,335.00	Other Miscellaneous Revenues	414,596.77	Added and Omitted Taxes	20,205.53
PUBLIC SAFETY		Total	7,237,146.03	Total Taxes Levied - ABSTRACT	6,032,399.01
Fire Protection	122,657.58	Prior Years Surplus Appropriated	355,958.79	Total Taxes Billed	6,032,050.86
Police Protection	630,552.43	REVENUES TOTAL	7,593,104.82	1988 TAXES COLLECTED	5,809,427.54
Civil Defense & Disoster Contral	400.00	Reserve For Uncollected Taxes	250,904.39	1988 Taxes Cancelled, Abated or Adjusted	2,912.08
Environmental Inspection & Contral	41,400.00	CAPITAL OUTLAY TOTAL	1,135,233.99	Transfer to Tax Title Liens or Foreclosed	12,736.73
Other Public Safety				Balance Outstanding Dec. 31, 1988	206,974.51
PUBLIC WORKS				PRIOR YEARS TAXES OUTSTANDING	
Streets and Drainage	496,568.00	Public Enterprises	4,095.00	Balance January 1, 1988	243,232.62
Sewers and Sewage Processing		Recreation—Culture	2,635.00	Collected in 1988	197,744.72
Garbage and Trash Disposal	250,000.00	Public Works	974,076.13	Cancelled, Abated or Adjusted 1988	.51
Public Buildings and Grounds	110,476.00	Buildings and Grounds	204,477.81	Transfers to Tax Title Liens or Foreclosed	1,015.66
Other Public Works		Library and Education		Balance December 31, 1988	43,871.03
HEALTH and WELFARE		Conservation		TAX TITLE LIENS OUTSTANDING	
Health Services Except Environmental	1,606.00	All Other		Balance January 1, 1988	42,203.06
Welfare-Public Assistance	19,130.00	CAPITAL DEBT AUTHORIZED, DECEMBER 31, 1988		Transfer From Taxes	14,770.38
Hospitals, Clinics, First Aid		ISSUED AND UNISSUED GROSS DEBT NET DEBT		Redeemed in 1988	6,154.81
Animal, Insect, & Radent Contral	2,000.00	School 519,000		Cancelled, Abated or Adjusted (1988)	
Other Welfare Services		Self-liquidating		Transfers to Foreclosed Property	
RECREATION and CONSERVATION		Other 1,900,000	1,900,000	Balance December 31, 1988	50,319.13
Beaches and Boardwalks		Total 2,419,000	1,900,000	PROPERTY ACQUIRED BY DEED OR	
Parks, Playgrounds, Shode Trees	61,695.00	ISSUED AND OUTSTANDING		FORECLOSURE	
Land Reclamation & Conservation	52,700.00	School 519,000.00		Balance January 1, 1988	216,215.00
Other Recreational Services	21,470.00	Self-Liquidating		Transfers From Taxes or Liens	
EDUCATION (excluding schools)		Other 1,797,500.00	1,797,500.00	Sale for Cash (1988)	201,400.00
Libraries	33,856.00	Total 2,316,500.00	2,316,500.00	Cancelled, Abated or Adjusted (1988)	
Other Educational Services		EQUALIZED VALUATION BASIS		Balance December 31, 1988	14,315.00
STATUTORY EXPENDITURES		FOR NET DEBT COMPUTATION	227,720,363	CURRENT FINANCES DECEMBER 31, 1988	
Pensions & F. I. C. A.	186,514.00	REAL PROPERTY VALUATIONS		ASSETS	
Employee Fringe Benefits	93,054.00	Code Class # of Parcels % VAL'N		Cash Dec. 31, 1988	928,413.32
Other Statutory Expenditures	8,000.00	1 Vacant Land 122 1.15	1,921,600.00	Taxes Receivable	250,346.14
CETA And Other Public Employment Programs		2 Residential 2826 31.95	137,083,400.00	Tax Title Liens	50,319.13
MUNICIPAL FUNCTIONS TOTAL	2,714,539.93	3 Farm 7 .12	199,000.00	Foreclosed Property	14,315.00
CAPITAL IMPROVEMENTS *MEMO*	131,750.00	4a Commercial 147 7.53	12,588,900.00	Emergencies & Other Deferred Charges	573.89
DEBT SERVICE		4b Industrial 4 7.24	12,113,400.00	State and Federal Aid Receivable	
Principal Payments	50,000.00	4c Apartments 6 2.02	3,379,200.00	Other Receivables	81,912.70
Interest Payments	43,538.75	Total 3112	167,285,500.00	Total	1,327,335.13
DEFERRED CHARGES	11,334.05	Land Area 2.26 Sq. Miles		LIABILITIES, RESERVES, AND SURPLUS	
SCHOOL, COUNTY, SPECIAL DISTRICT TAXES	4,586,340.11	Net Valuation Taxable-Municipal	163,226,160	Cash Liabilities	540,883.04
RESERVE FOR UNCOLLECTED TAXES	250,904.39	Net Valuation Taxable-County	223,906,344	Reserves for Receivables	398,392.97
EXPENDITURES TOTAL	7,661,757.20	State Equalized Valuation	22,552,123	Surplus Dec. 31, 1988	383,104.17
		State Equalization Ratio	61.59	Total	1,327,335.13

1710

Population 1980 6,954

Population 1988 3,213

S & P Rating

Moody Rating

General Tax Rate Per \$100.

1.66

State Equalized Tax Rate

1.85

PITTSBURGH TOWNSHIP - SALEM COUNTY**Form of Government:****Township Committee****Number of Members on Governing Body - 5****PER CAPITA:**

Gross Debt

605.48

Net Debt

21.16

Debt Service

.60

Total Tax Levy

464.29

Municipal Expenditures

213.76

PER CENT:

Gross Debt

3.19

Net Debt

.11

Tax Levy Collected

87.28

Tax Levy Cancelled, Abated

or Adjusted

.55

EXPENDITURES		REVENUES-REALIZED		1988 PROPERTY TAX	
GENERAL GOVERNMENT				STATE EQUALIZED TAX RATE	
Governing Body & Public Boards		1988 Property Taxes Collected	3,329,696.60	Local District School Taxes	1.13 2,133,479.50
Municipal Clerk		1988 Payments in Lieu of Taxes	4,679.98	Regional & Consolidated School Tax	
Financial Administration	43,300.00	Delinquent Tax & Lien Collections	445,854.23	School Taxes in Municipal Budget	
Assessment of Taxes	33,700.00	Business Personalty Replacement Taxes	49,139.40	County Taxes	.73 1,375,462.51
Collection of Taxes	43,773.00	Taxes from Public Utilities	405,799.00	County Library Taxes	
Planning, Housing & Development	43,900.00	Other Miscellaneous Tax Revenues		Local Municipal Purpose Taxes	
Human Resources		State Aid Revenues	64,943.08	Veteran & Senior Citizen Taxes	85,000.00
Elections	2,236.00	Federal Aid Revenues		Total Taxes for Rate Computation	1.86 3,593,942.01
General Administration (other)	300,895.00	State and Local Fiscal Assistance Act Utilized	1,612.65	Special District Taxes	234,767.96
JUDICIARY		Sale of Acquired Property		Bank Corp. Taxes	595.16
Municipal Courts	52,946.00	Other Miscellaneous Revenues	338,980.23	Added and Omitted Taxes	71,233.09
PUBLIC SAFETY		Total	4,640,705.17	Total Taxes Levied - ABSTRACT	3,815,538.22
Fire Protection	4,725.00	Prior Years Surplus Appropriated	749,903.52	Total Taxes Billed	3,814,943.06
Police Protection	7,200.00	REVENUES TOTAL	5,390,608.69	1988 TAXES COLLECTED	3,329,696.60
Civil Defense & Disaster Control	8,000.00	Reserve For Uncollected Taxes	422,750.73	1988 Taxes Cancelled, Abated or Adjusted	20,824.79
Environmental Inspection & Control	44,200.00			Transfer to Tax Title Liens or Foreclosed	2,858.52
Other Public Safety				Bolonce Outstanding Dec. 31, 1988	461,563.15
PUBLIC WORKS		CAPITAL OUTLAY TOTAL	76,422.09	PRIOR YEARS TAXES OUTSTANDING	
Streets and Drainage	190,353.65	Public Enterprises		Bolonce January 1, 1988	451,484.83
Sewers and Sewage Processing		Recreation—Culture	33,771.22	Collected in 1988	443,375.15
Gorbage and Trash Disposal	260,169.00	Public Works		Cancelled, Abated or Adjusted 1988	
Public Buildings and Grounds	82,344.39	Buildings and Grounds	42,650.37	Transfers to Tax Title Liens or Foreclosed	88.75
Other Public Works	7,000.00	Library and Education		Bolonce December 31, 1988	8,020.93
HEALTH and WELFARE		Conservation		TAX TITLE LIENS OUTSTANDING	
Health Services Except Environmental	1,235.00	All Other		Bolonce January 1, 1988	22,829.97
Welfare-Public Assistance	27,972.62			Transfer From Taxes	2,947.27
Hospitals, Clinics, First Aid	3,500.00	CAPITAL DEBT AUTHORIZED, DECEMBER 31, 1988		Redeemed in 1988	2,479.08
Animal, Insect, & Rodent Control	9,098.00	ISSUED AND UNISSUED GROSS DEBT NET DEBT		Cancelled, Abated or Adjusted (1988)	
Other Welfare Services		School	4,802,000	Transfers to Foreclosed Property	
RECREATION and CONSERVATION		Self-liquidating		Bolonce December 31, 1988	23,298.16
Beaches and Boardwalks		Other	173,859	PROPERTY ACQUIRED BY DEED OR FORECLOSURE	
Parks, Playgrounds, Shade Trees		Total	4,975,859	Bolonce January 1, 1988	
Land Reclamation & Conservation				Transfers From Taxes or Liens	
Other Recreational Services	30,500.00	ISSUED AND OUTSTANDING		Sole for Cash (1988)	
EDUCATION (excluding schools)		School	4,802,000.00	Cancelled, Abated or Adjusted (1988)	
Libraries		Self-Liquidating		Bolonce December 31, 1988	
Other Educational Services		Other	173,859.64	CURRENT FINANCES DECEMBER 31, 1988	
STATUTORY EXPENDITURES		Total	4,975,859.64	ASSETS	
Pensions & F. I. C. A.	63,105.43	EQUALIZED VALUATION BASIS		Cash Dec. 31, 1988	1,012,728.28
Employee Fringe Benefits	50,000.00	FOR NET DEBT COMPUTATION		Taxes Receivable	469,584.08
Other Statutory Expenditures	5,900.00	REAL PROPERTY VALUATIONS		Tax Title Liens	23,298.16
CETA And Other Public Employment Programs		Code Class # of Parcels % VAL'N		Foreclosed Property	
MUNICIPAL FUNCTIONS TOTAL	1,326,053.09	1 Vacant Land 803 8.63	18,092,000.00	Emergencies & Other Deferred Charges	7,803.82
CAPITAL IMPROVEMENTS *MEMO*	100,000.00	2 Residential 1865 69.43	145,612,300.00	State and Federal Aid Receivable	19,676.66
DEBT SERVICE		3 Farm 751 9.65	20,251,800.00	Other Receivables	200,363.40
Principal Payments	4,906.40	4a Commercial 64 12.29	25,784,000.00	Total	1,733,454.40
Interest Payments		4b Industrial		LIABILITIES, RESERVES, AND SURPLUS	
		4c Apartments		Cash Liabilities	548,504.53
		Total	3433	Reserves for Receivables	693,245.64
DEFERRED CHARGES	3,000.00	Land Area 46.50 Sq. Miles		Surplus Dec. 31, 1988	491,704.23
SCHOOL, COUNTY, SPECIAL DISTRICT TAXES	3,743,709.97	Net Valuation Taxable-Municipal	211,321,991	Total	1,733,454.40
RESERVE FOR UNCOLLECTED TAXES	422,750.73	Net Valuation Taxable-County	164,433,446		
EXPENDITURES TOTAL	5,500,420.19	State Equalized Valuation	189,852,795		
		State Equalization Ratio	111.70		

2012

Population 1980 45,555
 Population 1988 44,981
 S & P Rating A+
 Moody Rating A

General Tax Rate Per \$100.

7.67

State Equalized Tax Rate

2.24

PLAINFIELD CITY - UNION COUNTY

Form of Government:

Special Charter (P.L. 1968 c. 159)

Number of Members on Governing Body - 7

PER CAPITA:

Gross Debt 433.71
 Net Debt 265.54
 Debt Service 49.73
 Total Tax Levy 676.31
 Municipal Expenditures 660.26

PER CENT:

Gross Debt 1.79
 Net Debt 1.09
 Tax Levy Collected 93.26
 Tax Levy Cancelled, Abated or Adjusted .06

EXPENDITURES		REVENUES-REALIZED		1988 PROPERTY TAX	
GENERAL GOVERNMENT				STATE EQUALIZED TAX RATE	
Governing Body & Public Boards	330,447.00	1988 Property Taxes Collected	29,316,165.73	Local District School Taxes .94	12,723,895.00
Municipal Clerk	139,377.00	1988 Payments in Lieu of Taxes	418,653.53	Regional & Consolidated School Tax	
Financial Administration	292,145.00	Delinquent Tax & Lien Collections	1,658,910.65	School Taxes in Municipal Budget .02	257,550.00
Assessment of Taxes	90,705.00	Business Personalty Replacement Taxes	936,728.88	County Taxes .35	4,773,405.90
Collection of Taxes	91,801.00	Taxes from Public Utilities	2,455,424.00	County Library Taxes	
Planning, Housing & Development	346,339.16	Other Miscellaneous Tax Revenues		Local Municipal Purpose Taxes .93	12,575,394.00
Human Resources	1,700,421.18	State Aid Revenues	8,754,189.30	Veteran & Senior Citizen Taxes	200,250.00
Elections		Federal Aid Revenues	9,494.16	Total Taxes for Rate Computation 2.24	30,530,494.90
General Administration (other)	4,526,136.92	State and Local Fiscal Assistance Act Utilized	9,390.00	Special District Taxes	
JUDICIARY		Sole of Acquired Property		Bank Corp. Taxes	30,736.56
Municipal Courts	413,557.00	Other Miscellaneous Revenues	2,354,808.48	Added and Omitted Taxes	32,391.59
PUBLIC SAFETY		Total	44,313,764.78	Total Taxes Levied - ABSTRACT	30,443,373.04
Fire Protection	4,292,279.00	Prior Years Surplus Appropriated	300,000.00	Total Taxes Billed	30,362,636.48
Police Protection	4,824,946.93	REVENUES TOTAL	45,613,764.78	1988 TAXES COLLECTED	28,316,165.79
Civil Defense & Disaster Control	2,000.00	Reserve for Uncollected Taxes	2,046,000.00	1988 Taxes Cancelled, Abated or Adjusted	18,002.72
Environmental Inspection & Control	417,771.00			Transfer to Tax Title Liens or Foreclosed	360,910.72
Other Public Safety		CAPITAL OUTLAY TOTAL	1,073,863.09	Balance Outstanding Dec. 31, 1988	1,667,557.26
PUBLIC WORKS				PRIOR YEARS TAXES OUTSTANDING	
Streets and Drainage	576,103.00	Public Enterprises		Balance January 1, 1988	1,275,087.71
Sewers and Sewage Processing	718,957.00	Recreation—Culture		Collected in 1988	1,140,543.96
Gorbage and Trash Disposal		Public Works	636,547.23	Cancelled, Abated or Adjusted 1988	10,758.80
Public Buildings and Grounds	20,000.00	Buildings and Grounds	392,315.36	Transfers to Tax Title Liens or Foreclosed	109,060.62
Other Public Works	1,631,839.00	Library and Education		Balance December 31, 1988	14,719.33
HEALTH and WELFARE		Conservation		TAX TITLE LIENS OUTSTANDING	
Health Services Except Environmental	891,404.90	All Other		Balance January 1, 1988	734,773.37
Welfare-Public Assistance	233,351.00			Transfer From Taxes	500,906.76
Hospitals, Clinics, First Aid		CAPITAL DEBT AUTHORIZED, DECEMBER 31, 1988		Redeemed in 1988	518,361.69
Animal, Insect, & Rodent Control	24,195.00	ISSUED AND UNISSUED GROSS DEBT		Cancelled, Abated or Adjusted (1988)	
Other Welfare Services		School 7,240,800		Transfers to Foreclosed Property	
RECREATION and CONSERVATION		Self-Liquidating 323,850		Balance December 31, 1988	767,318.44
Beaches and Boardwalks		Other 11,944,049	11,944,049	PROPERTY ACQUIRED BY DEED OR FORECLOSURE	
Parks, Playgrounds, Shade Trees		Total 19,508,699	11,944,049	Balance January 1, 1988	1,616,500.00
Land Reclamation & Conservation	345.38			Transfers From Taxes or Liens	
Other Recreational Services	143,214.00	ISSUED AND OUTSTANDING		Sale for Cash (1988)	
EDUCATION (excluding schools)		School 6,440,000.00		Cancelled, Abated or Adjusted (1988)	
Libraries	541,600.00	Self-Liquidating		Balance December 31, 1988	1,616,500.00
Other Educational Services	56,269.00	Other 9,312,000.00		CURRENT FINANCES DECEMBER 31, 1988	
STATUTORY EXPENDITURES		Total 15,752,000.00		ASSETS	
Pensions & F. I. C. A.	2,521,938.00	EQUALIZED VALUATION BASIS FOR NET DEBT COMPUTATION	1,096,040,629	Cash Dec. 31, 1988	5,281,103.73
Employee Fringe Benefits		REAL PROPERTY VALUATIONS		Taxes Receivable	1,682,276.59
Other Statutory Expenditures	60,000.00	Code Class # of Parcels % VAL'N		Tax Title Liens	767,318.44
CETA And Other Public Employment Programs		1 Vacant Land 399 .73	2,829,300.00	Foreclosed Property	1,616,500.00
MUNICIPAL FUNCTIONS TOTAL	24,942,202.47	2 Residential 8883 73.87	235,013,700.00	Emergencies & Other Deferred Charges	525,495.71
CAPITAL IMPROVEMENTS *MEMO*	80,000.00	3 Farm 1	4,300.00	State and Federal Aid Receivable	2,042,640.96
DEBT SERVICE		4a Commercial 757 14.50	55,945,000.00	Other Receivables	280,163.07
Principal Payments	1,283,000.00	4b Industrial 73 3.45	13,325,300.00	Total	12,195,503.50
Interest Payments	956,102.00	4c Apartments 120 7.44	28,706,000.00	LIABILITIES, RESERVES, AND SURPLUS	
TYPE I SCHL DEBT *MEMO	728,369.50	Total 10233	385,823,600.00	Cash Liabilities	6,235,407.77
DEFERRED CHARGES	471,712.07	Land Area 6.00 Sq. Miles		Reserves for Receivables	4,346,258.10
SCHOOL, COUNTY, SPECIAL DISTRICT TAXES	17,754,850.90	Net Valuation Taxable-Municipal	395,690,464	Surplus Dec. 31, 1988	1,613,337.63
RESERVE FOR UNCOLLECTED TAXES	2,046,000.00	Net Valuation Taxable-County	1,135,796,363	Total	12,195,503.50
EXPENDITURES TOTAL	47,453,867.44	State Equalized Valuation	1,331,436,542		
		State Equalization Ratio	29.20		

1213

Population 1980 5,605
 Population 1988 13,236
 S & P Rating
 Moody Rating AA1

General Tax Rate Per \$100.

2.63

State Equalized Tax Rate

1.51

PLAINSBORO TOWNSHIP - MIDDLESEX CO.

Form of Government:

Township Committee

Number of Members on Governing Body - 3

PER CAPITA:

Gross Debt 1,140.62
 Net Debt 279.93
 Debt Service 52.02
 Total Tax Levy 1,690.71
 Municipal Expenditures 468.34

PER CENT:

Gross Debt 1.55
 Net Debt .38
 Tax Levy Collected 99.19
 Tax Levy Cancelled, Abated or Adjusted .36

EXPENDITURES		REVENUES-REALIZED		1988 PROPERTY TAX	
GENERAL GOVERNMENT				STATE EQUALIZED TAX RATE →	
Governing Body & Public Boards		1988 Property Taxes Collected	22,033,382.18	Local District School Taxes	
Municipal Clerk		1988 Payments in Lieu of Taxes		Regional & Consolidated School Tax	.97 12,129,490.69
Financial Administration	155,325.60	Delinquent Tax & Lien Collections	160,752.90	School Taxes in Municipal Budget	
Assessment of Taxes	120,675.00	Business Personalty Replacement Taxes	74,379.43	County Taxes	.40 4,961,000.00
Collection of Taxes	37,700.00	Taxes from Public Utilities	701,108.00	County Library Taxes	
Planning, Housing & Development	475,590.00	Other Miscellaneous Tax Revenues		Local Municipal Purpose Taxes	.25 3,135,027.00
Human Resources	51,455.00	State Aid Revenues	198,350.04	Veteran & Senior Citizen Taxes	9,750.00
Elections	4,360.00	Federal Aid Revenues		Total Taxes for Rate Computation	1.62 20,235,267.69
General Administration (other)	377,531.00	State and Local Fiscal Assistance Act Utilized		Special District Taxes	
JUDICIARY		Sale of Acquired Property		Bank Corp. Taxes	192,917.28
Municipal Courts	92,000.00	Other Miscellaneous Revenues	1,232,954.82	Added and Omitted Taxes	1,959,300.18
PUBLIC SAFETY		Total	24,450,927.42	Total Taxes Levied - ABSTRACT	22,378,235.15
Fire Protection	157,478.40	Prior Years Surplus Appropriated	2,170,000.00	Total Taxes Billed	22,212,539.79
Police Protection	1,166,733.43	REVENUES TOTAL	26,620,927.42	1988 TAXES COLLECTED	22,033,382.18
Civil Defense & Disaster Control	3,525.00	Reserve For Uncollected Taxes	385,580.00	1988 Taxes Cancelled, Abated or Adjusted	80,556.90
Environmental Inspection & Control	333,253.00	CAPITAL OUTLAY TOTAL	618,128.43	Transfer to Tax Title Liens or Foreclosed	
Other Public Safety				Balance Outstanding Dec. 31, 1988	98,600.71
PUBLIC WORKS				PRIOR YEARS TAXES OUTSTANDING	
Streets and Drainage	589,150.00	Public Enterprises		Balance January 1, 1988	161,732.84
Sewers and Sewage Processing		Recreation—Culture	111,150.50	Collected in 1988	160,752.90
Garbage and Trash Disposal	13,500.00	Public Works	258,641.80	Cancelled, Abated or Adjusted 1988	270.72
Public Buildings and Grounds	112,115.00	Buildings and Grounds	248,336.13	Transfers to Tax Title Liens or Foreclosed	
Other Public Works		Library and Education		Balance December 31, 1988	709.22
HEALTH and WELFARE		Conservation		TAX TITLE LIENS OUTSTANDING	
Health Services Except Environmental	4,775.00	All Other		Balance January 1, 1988	
Welfare-Public Assistance	3,830.00	CAPITAL DEBT AUTHORIZED, DECEMBER 31, 1988		Transfer From Taxes	
Hospitals, Clinics, First Aid		ISSUED AND UNISSUED GROSS DEBT NET DEBT		Redeemed in 1988	
Animal, Insect, & Rodent Control	8,054.00	School 11,392,038		Cancelled, Abated or Adjusted (1988)	
Other Welfare Services		Self-liquidating 3,705,200	3,705,200	Transfers to Foreclosed Property	
RECREATION and CONSERVATION		Other 15,097,288	3,705,200	Balance December 31, 1988	
Beaches and Boardwalks		ISSUED AND OUTSTANDING		PROPERTY ACQUIRED BY DEED OR FORECLOSURE	
Parks, Playgrounds, Shade Trees	102,535.00	School 7,220,652.82		Balance January 1, 1988	7,600.00
Land Reclamation & Conservation	35,500.00	Self-Liquidating 3,225,000.00	10,445,652.82	Transfers From Taxes or Liens	
Other Recreational Services	124,007.00	Other 10,445,652.82		Sale for Cash (1988)	
EDUCATION (excluding schools)		EQUALIZED VALUATION BASIS FOR NET DEBT COMPUTATION	971,153,261	Cancelled, Abated or Adjusted (1988)	
Libraries	301,097.00	REAL PROPERTY VALUATIONS		Balance December 31, 1988	7,600.00
Other Educational Services	2,500.00	Code Class # of Parcels % VAL'N ASSESSED VALUATION		CURRENT FINANCES DECEMBER 31, 1988	
STATUTORY EXPENDITURES		1 Vacant land 1261 4.29 32,739,400.00		ASSETS	
Pensions & F. I. C. A.	312,394.00	2 Residential 2298 33.14 253,094,400.00		Cash Dec. 31, 1988	5,117,168.78
Employee Fringe Benefits		3 Farm 124 .77 5,906,600.00		Taxes Receivable	99,309.93
Other Statutory Expenditures		4a Commercial 53 14.17 108,242,000.00		Tax Title Liens	
CETA And Other Public Employment Programs		4b Industrial 30 29.70 226,788,100.00		Foreclosed Property	7,600.00
MUNICIPAL FUNCTIONS TOTAL	5,095,213.43	4c Apartments 16 17.93 136,943,100.00		Emergencies & Other Deferred Charges	
CAPITAL IMPROVEMENTS *MEMO*	912,642.00	Total 3782 763,713,600.00		State and Federal Aid Receivable	
DEBT SERVICE		Land Area 11.80 Sq. Miles		Other Receivables	21,565.56
Principal Payments	435,000.00	Net Valuation Taxable-Municipal	769,510,645	Total	5,245,644.27
Interest Payments	253,575.00	Net Valuation Taxable-County	1,253,768,167	LIABILITIES, RESERVES, AND SURPLUS	
DEFERRED CHARGES	29,609.40	State Equalized Valuation	1,250,846,931	Cash Liabilities	1,589,639.58
SCHOOL, COUNTY, SPECIAL DISTRICT TAXES	17,090,490.69	State Equalization Ratio	61.34	Reserves for Receivables	128,475.49
RESERVE FOR UNCOLLECTED TAXES	385,530.00			Surplus Dec. 31, 1988	3,527,529.20
EXPENDITURES TOTAL	23,289,468.52			Total	5,245,644.27

0119
Population 1980 13,435
Population 1988 14,733
S & P Rating BB3+
Moody Rating AAA

General Tax Rate Per \$100. 3.84
State Equalized Tax Rate 2.99

PLEASANTVILLE CITY - ATLANTIC COUNTY
Form of Government:
City Charter Act (P.L. 1897 c. 30)
Number of Members on Governing Body - 7

PER CAPITA.
Gross Debt 595.40
Net Debt 289.90
Debt Service 54.72
Total Tax Levy 792.62
Municipal Expenditures 614.64
PER CENT:
Gross Debt 2.67
Net Debt 1.30
Tax Levy Collected 91.99
Tax Levy Cancelled, Abated or Adjusted .33

EXPENDITURES		REVENUES-REALIZED		1988 PROPERTY TAX	
GENERAL GOVERNMENT				STATE EQUALIZED TAX RATE	
Governing Body & Public Boords		1988 Property Taxes Collected	10,727,214.00	Local District School Taxes 1.31	4,974,027.34
Municipal Clerk	289,066.00	1988 Payments in Lieu of Taxes		Regional & Consolidated School Tax	
Financial Administration	113,646.00	Delinquent Tax & Lien Collections	598,288.00	School Taxes in Municipal Budget	
Assessment of Taxes	51,435.00	Business Personalty Replacement Taxes	133,443.00	County Taxes .44	* 1,683,420.65
Collection of Taxes	53,275.00	Taxes from Public Utilities	951,585.00	County Library Taxes .03	115,025.14
Planning, Housing & Development	92,195.00	Other Miscellaneous Tax Revenues		Local Municipal Purpose Taxes 1.20	4,574,072.00
Human Resources	137,624.00	State Aid Revenues	289,399.00	Veteran & Senior Citizen Taxes	173,750.00
Elections	6,000.00	Federal Aid Revenues		Total Taxes for Rate Computation 2.98	11,525,295.33
General Administration (other)	432,875.00	State and Local Fiscal Assistance Act Utilized		Special District Taxes	
JUDICIARY		Sale of Acquired Property	1,643,574.00	Bank Corp. Taxes	21,759.00
Municipal Courts	112,628.00	Other Miscellaneous Revenues	14,348,503.00	Added and Omitted Taxes	308,344.00
PUBLIC SAFETY		Total	14,348,503.00	Total Taxes Levied - ABSTRACT	11,681,643.33
Fire Protection	1,031,038.00	Prior Years Surplus Appropriated	1,260,000.00	Total Taxes Billed	11,661,803.00
Police Protection	1,830,918.00	REVENUES TOTAL	15,608,503.00	1988 TAXES COLLECTED	10,727,214.00
Civil Defense & Disaster Control	3,550.00	Reserve For Uncollected Taxes	1,116,513.00	1988 Taxes Cancelled, Abated or Adjusted	38,038.00
Environmental Inspection & Control	92,795.00	CAPITAL OUTLAY TOTAL	543,227.00	Transfer to Tax Title Liens or Foreclosed	71,153.00
Other Public Safety				Balance Outstanding Dec. 31, 1988	825,403.00
PUBLIC WORKS				PRIOR YEARS TAXES OUTSTANDING	
Streets and Drainage	916,301.00	Public Enterprises	172,844.00	Balance January 1, 1988	611,832.00
Sewers and Sewage Processing		Recreation—Culture		Collected in 1988	490,257.00
Garbage and Trash Disposal	420,000.00	Public Works	370,383.00	Cancelled, Abated or Adjusted 1988	
Public Buildings and Grounds	240,000.00	Buildings and Grounds		Transfers to Tax Title Liens or Foreclosed	67,826.00
Other Public Works		Library and Education		Balance December 31, 1988	53,799.00
HEALTH and WELFARE		Conservation		TAX TITLE LIENS OUTSTANDING	
Health Services Except Environmental	7,026.00	All Other		Balance January 1, 1988	256,233.00
Welfare-Public Assistance	64,090.00	CAPITAL DEBT AUTHORIZED, DECEMBER 31, 1988		Transfer From Taxes	149,293.00
Hospitals, Clinics, First Aid		ISSUED AND UNISSUED		Redeemed in 1988	108,031.00
Animal, Insect, & Rodent Control	22,600.00	School	1,543,000	Cancelled, Abated or Adjusted (1988)	
Other Welfare Services		Self-Liquidating	2,959,500	Transfers to Foreclosed Property	
RECREATION and CONSERVATION		Other	4,272,500	Balance December 31, 1988	297,495.00
Beaches and Boardwalks		Total	3,775,000	PROPERTY ACQUIRED BY DEED OR FORECLOSURE	
Parks, Playgrounds, Shade Trees	130,245.00	ISSUED AND OUTSTANDING		Balance January 1, 1988	1,673,306.00
Land Reclamation & Conservation		School	1,543,000.00	Transfers From Taxes or Liens	
Other Recreation Services		Self-Liquidating	2,958,000.00	Sale for Cash (1988)	466,760.00
EDUCATION (excluding schools)		Other	4,271,000.00	Cancelled, Abated or Adjusted (1988)	
Libraries		Total	3,772,000.00	Balance December 31, 1988	1,209,546.00
Other Educational Services		EQUALIZED VALUATION BASIS		CURRENT FINANCES DECEMBER 31, 1988	
STATUTORY EXPENDITURES		FOR NET DEBT COMPUTATION	328,230,761	ASSETS	
Pensions & F. I. C. A.	615,930.00	REAL PROPERTY VALUATIONS		Cash Dec. 31, 1988	4,385,063.00
Employee Fringe Benefits	388,000.00	Code Class # of Parcels % VAL'N		Taxes Receivable	879,202.00
Other Statutory Expenditures	25,000.00	1 Vacant Land 793 5.19	14,620,300.00	Tax Title Liens	297,495.00
CETA And Other Public Employment Programs		2 Residential 4655 62.19	175,245,200.00	Foreclosed Property	1,209,546.00
MUNICIPAL FUNCTIONS		3 Farm		Emergencies & Other Deferred Charges	73,023.00
CAPITAL IMPROVEMENTS	*MEMO*	4a Commercial 333 19.59	55,191,000.00	State and Federal Aid Receivable	
DEBT SERVICE		4b Industrial 34 4.37	12,323,400.00	Other Receivables	590,063.00
Principal Payments	395,000.00	4c Apartments 28 3.66	24,412,200.00	Total	7,634,397.00
Interest Payments	411,415.00	Total 5843	281,792,100.00	LIABILITIES, RESERVES, AND SURPLUS	
DEFERRED CHARGES		Land Area 5.80 Sq. Miles		Cash Liabilities	1,715,949.00
SCHOOL, COUNTY, SPECIAL DISTRICT TAXES	6,777,473.33	Net Valuation Taxable-Municipal	295,971,395	Reserves for Receivables	2,976,306.00
RESERVE FOR UNCOLLECTED TAXES	1,116,513.00	Net Valuation Taxable-County	355,767,050	Surplus Dec. 31, 1988	2,942,142.00
EXPENDITURES		State Equalized Valuation	375,636,581	Total	7,634,397.00
TOTAL	15,836,021.33	State Equalization Ratio	77.96		

Population 1980 4,674
 Population 1988 5,360
 S & P Rating
 Moody Rating

General Tax Rate Per \$100. 2.03
 State Equalized Tax Rate 1.88

Form of Government:
Township Committee
Number of Members on Governing Body - 3

PER CAPITA:
 Gross Debt 81.58
 Net Debt 47.25
 Debt Service 5.83
 Total Tax Levy 675.12
 Municipal Expenditures 212.28

PER CENT:
 Gross Debt .30
 Net Debt .17
 Tax Levy Collected 92.44
 Tax Levy Cancelled, Abated or Adjusted

EXPENDITURES		REVENUES-REALIZED		1988 PROPERTY TAX	
GENERAL GOVERNMENT				STATE EQUALIZED TAX RATE 1.30	
Governing Body & Public Boards		1988 Property Taxes Collected	3,341,421.62	Local District School Taxes	2,475,571.00
Municipal Clerk		1988 Payments in Lieu of Taxes		Regional & Consolidated School Tax	
Financial Administration	15,500.00	Delinquent Tax & Lien Collections	177,223.20	School Taxes in Municipal Budget	
Assessment of Taxes	27,131.21	Business Personalty Replacement Taxes	20,169.32	County Taxes	.35 *
Collection of Taxes	26,273.89	Taxes from Public Utilities	199,577.00	County Library Taxes	.02
Planning, Housing & Development	7,243.26	Other Miscellaneous Tax Revenues		Local Municipal Purpose Taxes	.21
Human Resources		State Aid Revenues	32,026.00	Veteran & Senior Citizen Taxes	
Elections		Federal Aid Revenues		Total Taxes for Rate Computation	1.88
General Administration (other)	274,338.82	State and Local Fiscal Assistance Act Utilized	104.54	Special District Taxes	
JUDICIARY		Sale of Acquired Property		Bank Corp. Taxes	3,889.08
Municipal Courts	40,333.57	Other Miscellaneous Revenues	284,497.01	Added and Omitted Taxes	35,452.97
PUBLIC SAFETY		Total	4,055,018.69	Total Taxes Levied - ABSTRACT	3,618,664.25
Fire Protection	43,177.00	Prior Years Surplus Appropriated	130,000.00	Total Taxes Billed	3,614,775.17
Police Protection	128,833.88	REVENUES TOTAL	4,185,018.69	1988 TAXES COLLECTED	3,341,421.62
Civil Defense & Disaster Control	500.00	Reserve For Uncollected Taxes	248,141.64	1988 Taxes Cancelled, Abated or Adjusted	
Environmental Inspection & Control	5,636.10	CAPITAL OUTLAY TOTAL	66,271.94	Transfer to Tax Title Liens or Foreclosed	
Other Public Safety				Balance Outstanding Dec. 31, 1988	273,353.55
PUBLIC WORKS				PRIOR YEARS TAXES OUTSTANDING	
Streets and Drainage	35,133.55	Public Enterprises		Balance January 1, 1988	183,111.31
Sewers and Sewage Processing	31,000.00	Recreation—Culture	51,679.57	Collected in 1988	177,223.20
Garbage and Trash Disposal	62,000.00	Public Works		Cancelled, Abated or Adjusted 1988	
Public Buildings and Grounds	26,538.33	Buildings and Grounds	14,592.37	Transfers to Tax Title Liens or Foreclosed	
Other Public Works		Library and Education		Balance December 31, 1988	5,888.11
HEALTH and WELFARE		Conservation		TAX TITLE LIENS OUTSTANDING	
Health Services Except Environmental	1,331.66	All Other		Balance January 1, 1988	1,449.63
Welfare-Public Assistance	8,025.00	CAPITAL DEBT AUTHORIZED, DECEMBER 31, 1988		Transfer From Taxes	
Hospitals, Clinics, First Aid		ISSUED AND UNISSUED GROSS DEBT		Redeemed in 1988	
Animal, Insect, & Rodent Control	12,327.89	School	134,000	Cancelled, Abated or Adjusted (1988)	
Other Welfare Services		Self-Liquidating		Transfers to Foreclosed Property	
RECREATION and CONSERVATION		Other	253,250	Balance December 31, 1988	1,449.63
Beaches and Boardwalks		Total	437,250	PROPERTY ACQUIRED BY DEED OR	
Parks, Playgrounds, Shade Trees				FORECLOSURE	
Land Reclamation & Conservation		ISSUED AND OUTSTANDING		Balance January 1, 1988	
Other Recreational Services	43,007.00	School	134,000.00	Transfers From Taxes or Liens	
EDUCATION (excluding schools)		Self-Liquidating		Sale for Cash (1988)	
Libraries	7,000.00	Other	135,750.00	Cancelled, Abated or Adjusted (1988)	
Other Educational Services		Total	319,750.00	Balance December 31, 1988	
STATUTORY EXPENDITURES		EQUALIZED VALUATION BASIS		CURRENT FINANCES DECEMBER 31, 1988	
Pensions & F. I. C. A.	31,309.64	FOR NET DEBT COMPUTATION	146,783,278	ASSETS	
Employee Fringe Benefits		REAL PROPERTY VALUATIONS		Cash Dec. 31, 1988	1,629,140.09
Other Statutory Expenditures	1,500.00	Code Class # of Parcels % VAL'N	ASSESSED VALUATION	Taxes Receivable	279,241.66
CETA And Other Public Employment Programs		1 Vacant Land 555 7.13	12,101,700.00	Tax Title Liens	1,449.63
MUNICIPAL FUNCTIONS TOTAL	829,420.80	2 Residential 1427 76.45	128,939,000.00	Foreclosed Property	
CAPITAL IMPROVEMENTS *MEMO*	7,600.00	3 Farm 328 7.99	13,465,500.00	Emergencies & Other Deferred Charges	24,209.67
DEBT SERVICE		4a Commercial 73 6.69	11,278,300.00	State and Federal Aid Receivable	22,034.85
Principal Payments	31,250.00	4b Industrial 5 .96	1,622,650.00	Other Receivables	5,216.62
Interest Payments		4c Apartments 7 .75	1,257,050.00	Total	1,961,292.52
		Total 2400	168,664,700.00	LIABILITIES, RESERVES, AND SURPLUS	
DEFERRED CHARGES	29,000.00	Land Area 40.70 Sq. Miles		Cash Liabilities	1,508,709.45
SCHOOL, COUNTY, SPECIAL DISTRICT TAXES	3,184,441.33	Net Valuation Taxable-Municipal	171,865,206	Reserves for Receivables	278,707.91
RESERVE FOR UNCOLLECTED TAXES	243,141.64	Net Valuation Taxable-County	153,369,620	Surplus Dec. 31, 1988	173,875.16
EXPENDITURES TOTAL	4,322,253.82	State Equalized Valuation	189,776,502	Total	1,961,292.52
		State Equalization Ratio	90.40		

2120
 Population 1980 3,856
 Population 1988 3,706
 S & P Rating
 Moody Rating

General Tax Rate Per \$100. 1.38
 State Equalized Tax Rate 1.72

POHATCONG TOWNSHIP - WARREN CO.
Form of Government:
Township Committee
Number of Members on Governing Body - 3

PER CAPITA:
 Gross Debt 185.83
 Net Debt 103.53
 Debt Service 3.27
 Total Tax Levy 346.00
 Municipal Expenditures 336.97

PER CENT:
 Gross Debt .47
 Net Debt .26
 Tax Levy Collected 92.30
 Tax Levy Cancelled, Abated or Adjusted 1.42

EXPENDITURES		REVENUES-REALIZED		1988 PROPERTY TAX	
GENERAL GOVERNMENT				STATE EQUALIZED TAX RATE	
Governing Body & Public Boards		1988 Property Taxes Collected	2,390,964.93	Local District School Taxes	.77 1,392,413.00
Municipal Clerk		1988 Payments in Lieu of Taxes		Regional & Consolidated School Tax	
Financial Administration	17,758.36	Delinquent Tax & Lien Collections	188,227.30	School Taxes in Municipal Budget	
Assessment of Taxes	18,279.68	Business Personalty Replacement Taxes	55,286.76	County Taxes	.65 1,175,085.80
Collection of Taxes	19,223.71	Taxes from Public Utilities	202,433.00	County Library Taxes	.02 44,512.77
Planning, Housing & Development	18,101.23	Other Miscellaneous Tax Revenues		Local Municipal Purpose Taxes	.27 485,000.00
Human Resources	11,750.00	State Aid Revenues	45,545.50	Veteran & Senior Citizen Taxes	
Elections	1,259.56	Federal Aid Revenues		Total Taxes for Rate Computation	1.71 3,157,373.57
General Administration (other)	142,731.81	State and Local Fiscal Assistance Act Utilized	49.33	Special District Taxes	
JUDICIARY		Sale of Acquired Property		Bank Corp. Taxes	23,558.99
Municipal Courts	27,640.00	Other Miscellaneous Revenues	250,308.57	Added and Omitted Taxes	14,673.14
PUBLIC SAFETY		Total	3,632,315.94	Total Taxes Levied - ABSTRACT	3,135,260.70
Fire Protection	45,434.80	Prior Years Surplus Appropriated	190,000.00	Total Taxes Billed	3,131,993.09
Police Protection	254,744.74	REVENUES TOTAL	3,822,215.94	1988 TAXES COLLECTED	2,890,964.93
Civil Defense & Disaster Control	1,733.00	Reserve For Uncollected Taxes	243,000.00	1988 Taxes Cancelled, Abated or Adjusted	44,357.33
Environmental Inspection & Control	20,300.00			Transfer to Tax Title Liens or Foreclosed	19,435.77
Other Public Safety		CAPITAL OUTLAY TOTAL	35,603.47	Balance Outstanding Dec. 31, 1988	177,185.06
PUBLIC WORKS				PRIOR YEARS TAXES OUTSTANDING	
Streets and Drainage	205,143.27	Public Enterprises		Balance January 1, 1988	215,724.01
Sewers and Sewage Processing		Recreation—Culture		Collected in 1988	177,373.23
Garbage and Trash Disposal		Public Works	22,253.47	Cancelled, Abated or Adjusted 1988	29,063.62
Public Buildings and Grounds	63,554.94	Buildings and Grounds	13,350.00	Transfers to Tax Title Liens or Foreclosed	954.72
Other Public Works		Library and Education		Balance December 31, 1988	8,332.44
HEALTH and WELFARE		Conservation		TAX TITLE LIENS OUTSTANDING	
Health Services Except Environmental		All Other		Balance January 1, 1988	60,157.60
Welfare-Public Assistance	826.31	CAPITAL DEBT AUTHORIZED, DECEMBER 31, 1988		Transfer From Taxes	20,566.72
Hospitals, Clinics, First Aid		ISSUED AND UNISSUED		Redeemed in 1988	10,854.07
Animal, Insect, & Rodent Control		GROSS DEBT		Cancelled, Abated or Adjusted (1988)	
Other Welfare Services		School	275,000	Transfers to Foreclosed Property	
RECREATION and CONSERVATION		Self-Liquidating	30,000	Balance December 31, 1988	69,370.25
Beaches and Boardwalks		Other	383,668	PROPERTY ACQUIRED BY DEED OR	
Parks, Playgrounds, Shade Trees	7,100.00	Total	688,668	FORECLOSURE	
Land Reclamation & Conservation	2,250.00	ISSUED AND OUTSTANDING		Balance January 1, 1988	
Other Recreational Services		School		Transfers From Taxes or Liens	
EDUCATION (excluding schools)		Self-Liquidating		Sale for Cash (1988)	
Libraries		Other	30,760.00	Cancelled, Abated or Adjusted (1988)	
Other Educational Services		Total	30,760.00	Balance December 31, 1988	
STATUTORY EXPENDITURES		EQUALIZED VALUATION BASIS		CURRENT FINANCES DECEMBER 31, 1988	
Pensions & F. I. C. A.	66,444.77	FOR NET DEBT COMPUTATION	146,279,219	ASSETS	
Employee Fringe Benefits	51,511.18	REAL PROPERTY VALUATIONS		Cash Dec. 31, 1988	997,512.86
Other Statutory Expenditures	2,774.50	Code Class # of Parcels % VAL'N		Taxes Receivable	185,517.50
CETA And Other Public Employment Programs		1 Vacant Land 167 4.58	10,264,600.00	Tax Title Liens	69,870.25
MUNICIPAL FUNCTIONS TOTAL	973,601.91	2 Residential 1223 73.63	164,961,700.00	Foreclosed Property	
CAPITAL IMPROVEMENTS *MEMO*	31,500.00	3 Farm 269 8.37	18,745,421.00	Emergencies & Other Deferred Charges	44,734.90
DEBT SERVICE		4a Commercial 62 11.67	26,151,800.00	State and Federal Aid Receivable	
Principal Payments	10,260.00	4b Industrial 6 1.59	3,555,500.00	Other Receivables	2,364.82
Interest Payments	1,350.00	4c Apartments 2 .16	368,800.00	Total	1,300,000.33
		Total 1729	224,047,821.00	LIABILITIES, RESERVES, AND SURPLUS	
DEFERRED CHARGES	15,097.24	Land Area 14.08 Sq. Miles		Cash Liabilities	716,598.09
SCHOOL, COUNTY, SPECIAL DISTRICT TAXES	2,612,023.57	Net Valuation Taxable-Municipal	225,203,744	Reserves for Receivables	257,752.57
RESERVE FOR UNCOLLECTED TAXES	243,000.00	Net Valuation Taxable-County	154,197,301	Surplus Dec. 31, 1988	325,649.67
EXPENDITURES TOTAL	3,860,832.72	State Equalized Valuation	180,695,807	Total	1,300,000.33
		State Equalization Ratio	124.79		

1984
 Population 1980 17,747
 Population 1988 18,272
 S & P Rating
 Moody Rating AAA
 General Tax Rate Per \$100. 3.17
 State Equalized Tax Rate 1.54

POINT PLEASANT BOROUGH - OCEAN CITY
Form of Government:
Borough Council
Number of Members on Governing Body - 6

PER CENT:
 Gross Debt 880.38
 Net Debt 384.24
 Debt Service 31.56
 Total Tax Levy 1,044.83
 Municipal Expenditures 346.93
 Gross Debt 1.64
 Net Debt .71
 Tax Levy Collected 94.66
 Tax Levy Cancelled, Abated or Adjusted

EXPENDITURES		REVENUES-REALIZED		1988 PROPERTY TAX	
GENERAL GOVERNMENT				STATE EQUALIZED TAX RATE → .89	
Governing Body & Public Boards	57,500.00	1988 Property Taxes Collected	18,010,581.88	Local District School Taxes	10,893,105.00
Municipal Clerk		1988 Payments in Lieu of Taxes		Regional & Consolidated School Tax	
Financial Administration	52,174.72	Delinquent Tax & Lien Collections	673,122.76	School Taxes in Municipal Budget	
Assessment of Taxes	81,656.20	Business Personality Replacement Taxes	75,739.96	County Taxes	* 4,513,596.98
Collection of Taxes	56,334.99	Taxes from Public Utilities	351,861.00	County Library Taxes	.02 293,725.34
Planning, Housing & Development	81,524.00	Other Miscellaneous Tax Revenues		Local Municipal Purpose Taxes	.25 3,083,173.02
Human Resources	3,038.35	State Aid Revenues	243,797.09	Veteran & Senior Citizen Taxes	300,650.00
Elections		Federal Aid Revenues		Total Taxes for Rate Computation	1.53 19,084,250.34
General Administration (other)	420,977.02	State and Local Fiscal Assistance Act Utilized		Special District Taxes	
JUDICIARY		Sale of Acquired Property		Bank Corp. Taxes	64,434.89
Municipal Courts	51,139.20	Other Miscellaneous Revenues	973,707.49	Added and Omitted Taxes	243,172.14
PUBLIC SAFETY		Total	20,833,310.18	Total Taxes Levied - ABSTRACT	19,091,207.37
Fire Protection	105,003.84	Prior Years Surplus Appropriated	797,000.00	Total Taxes Billed	19,026,772.48
Police Protection	1,310,131.24	REVENUES TOTAL	21,630,310.18	1988 TAXES COLLECTED	18,010,581.88
Civil Defense & Disaster Control	1,431.00	Reserve For Uncollected Taxes	734,293.26	1988 Taxes Cancelled, Abated or Adjusted	
Environmental Inspection & Control	68,235.25	CAPITAL OUTLAY TOTAL	2,439,890.35	Transfer to Tax Title Liens or Foreclosed	
Other Public Safety		Public Enterprises	357,967.63	Balance Outstanding Dec. 31, 1988	1,016,190.60
PUBLIC WORKS		Recreation—Culture	234,244.04	PRIOR YEARS TAXES OUTSTANDING	
Streets and Drainage	421,553.13	Public Works	637,014.30	Balance January 1, 1988	672,969.46
Sewers and Sewage Processing	76,125.00	Buildings and Grounds	540,175.12	Collected in 1988	662,325.51
Garbage and Trash Disposal	1,392,810.00	Library and Education	120,489.26	Cancelled, Abated or Adjusted 1988	
Public Buildings and Grounds	37,940.51	Conservation		Transfers to Tax Title Liens or Foreclosed	
Other Public Works		All Other		Balance December 31, 1988	10,643.95
HEALTH and WELFARE		CAPITAL DEBT AUTHORIZED, DECEMBER 31, 1988		TAX TITLE LIENS OUTSTANDING	
Health Services Except Environmental	40,246.52	ISSUED AND UNISSUED		Balance January 1, 1988	37,195.15
Welfare-Public Assistance	25,835.91	School	308,000	Transfer From Taxes	
Hospitals, Clinics, First Aid		Self-liquidating	8,757,450	Redeemed in 1988	15,797.25
Animal, Insect, & Rodent Control	4,174.00	Other	7,020,805	Cancelled, Abated or Adjusted (1988)	
Other Welfare Services		Total	16,086,255	Transfers to Foreclosed Property	
RECREATION and CONSERVATION		ISSUED AND OUTSTANDING		Balance December 31, 1988	21,397.90
Beaches and Boardwalks		School	308,000.00	PROPERTY ACQUIRED BY DEED OR FORECLOSURE	
Parks, Playgrounds, Shade Trees		Self-Liquidating	8,757,450.00	Balance January 1, 1988	83,450.00
Land Reclamation & Conservation	17,163.65	Other	3,845,000.00	Transfers From Taxes or Liens	
Other Recreational Services	123,419.00	Total	12,910,450.00	Sale for Cash (1988)	
EDUCATION (excluding schools)		EQUALIZED VALUATION BASIS		Cancelled, Abated or Adjusted (1988)	
Libraries		FOR NET DEBT COMPUTATION	982,513,425	Balance December 31, 1988	83,450.00
Other Educational Services		REAL PROPERTY VALUATIONS		CURRENT FINANCES DECEMBER 31, 1988	
STATUTORY EXPENDITURES		Code Class # of Parcels % VAL'N	ASSESSED VALUATION	ASSETS	
Pensions & F. I. C. A.	403,317.60	1 Vacant Land 540 1.89	11,129,300.00	Cash Dec. 31, 1988	6,593,039.76
Employee Fringe Benefits	123,230.00	2 Residential 7064 34.66	499,081,950.00	Taxes Receivable	1,026,834.55
Other Statutory Expenditures		3 Farm		Tax Title Liens	21,397.90
CETA And Other Public Employment Programs		4a Commercial 274 11.62	68,500,300.00	Foreclosed Property	83,450.00
MUNICIPAL FUNCTIONS TOTAL	4,960,216.63	4b Industrial		Emergencies & Other Deferred Charges	272,809.84
CAPITAL IMPROVEMENTS *MEMO*	103,300.00	4c Apartments 17 1.83	10,785,900.00	State and Federal Aid Receivable	75,373.92
DEBT SERVICE		Total 7895	589,497,450.00	Other Receivables	34,793.05
Principal Payments	250,557.53	Land Area 3.70 Sq. Miles		Total	8,107,699.02
Interest Payments	326,122.80	Net Valuation Taxable-Municipal	592,587,121	LIABILITIES, RESERVES, AND SURPLUS	
DEFERRED CHARGES	67,878.49	Net Valuation Taxable-County	1,054,248,970	Cash Liabilities	6,323,517.27
SCHOOL, COUNTY, SPECIAL DISTRICT TAXES	15,700,427.32	State Equalized Valuation	1,220,305,137	Reserves for Receivables	1,166,475.50
RESERVE FOR UNCOLLECTED TAXES	734,293.26	State Equalization Ratio	48.43	Surplus Dec. 31, 1988	617,706.25
EXPENDITURES TOTAL	22,039,496.03			Total	8,107,699.02

1525

Population 1980 5,415
 Population 1988 5,541
 S & P Rating
 Moody Rating BAA1

General Tax Rate Per \$100.

2.49

State Equalized Tax Rate

1.29

PT. PLEASANT BEACH BORO. - OCEAN CO.

Form of Government:

Borough Council

Number of Members on Governing Body - 6

PER CAPITA:

530.00

PER CENT

Gross Debt

332.21

Gross Debt

.62

Net Debt

.53

Net Debt

.35

Debt Service

1,517.61

Tax Levy Collected

96.80

Total Tax Levy

725.94

Tax Levy Cancelled, Abated

or Adjusted

.05

EXPENDITURES		REVENUES-REALIZED		1988 PROPERTY TAX	
GENERAL GOVERNMENT		1988 Property Taxes Collected		STATE EQUALIZED TAX RATE	
Governing Body & Public Boards		1988 Payments in Lieu of Taxes	3,066,412.56	Local District School Taxes	.54
Municipal Clerk	47,392.00	Delinquent Tax & Lien Collections	203,331.52	Regional & Consolidated School Tax	
Financial Administration	42,365.00	Business Personalty Replacement Taxes	102,743.03	School Taxes in Municipal Budget	
Assessment of Taxes	34,650.00	Taxes from Public Utilities	479,831.66	County Taxes	.36
Collection of Taxes	69,550.00	Other Miscellaneous Tax Revenues	73,875.71	County Library Taxes	.02
Planning, Housing & Development	60,436.25	State Aid Revenues		Local Municipal Purpose Taxes	.27
Human Resources	500,095.03	Federal Aid Revenues		Veteran & Senior Citizen Taxes	
Elections		State and Local Fiscal Assistance Act Utilized		Total Taxes for Rate Computation	1.29
General Administration (other)		Sole of Acquired Property		Special District Taxes	
JUDICIARY		Other Miscellaneous Revenues	1,124,347.30	Bank Corp. Taxes	75,571.03
Municipal Courts	67,250.00	Total	10,056,142.83	Added and Omitted Taxes	53,729.30
PUBLIC SAFETY		Prior Years Surplus Appropriated	625,000.00	Total Taxes Levied - ABSTRACT	8,409,051.79
Fire Protection	83,217.60	REVENUES	10,631,142.83	Total Taxes Billed	8,333,330.76
Police Protection	1,153,514.24	Reserve For Uncollected Taxes	510,000.00	1988 TAXES COLLECTED	8,066,412.56
Civil Defense & Disaster Control	500.00	CAPITAL OUTLAY	45,253.79	1988 Taxes Cancelled, Abated or Adjusted	3,852.30
Environmental Inspection & Control	131,450.00	Total		Transfer to Tax Title Liens or Foreclosed	
Other Public Safety		Public Enterprises		Balance Outstanding Dec. 31, 1988	263,115.90
PUBLIC WORKS		Recreation—Culture	13,704.24	PRIOR YEARS TAXES OUTSTANDING	
Streets and Drainage	236,648.62	Public Works	9,532.96	Balance January 1, 1988	209,754.36
Sewers and Sewage Processing	442,930.18	Buildings and Grounds	21,971.59	Collected in 1988	208,331.32
Gorbage and Trash Disposol	98,000.00	Library and Education		Cancelled, Abated or Adjusted 1988	373.04
Public Buildings and Grounds	33,800.00	Conservation		Transfers to Tax Title Liens or Foreclosed	
Other Public Works		All Other		Balance December 31, 1988	
HEALTH and WELFARE		CAPITAL DEBT AUTHORIZED, DECEMBER 31, 1988		TAX TITLE LIENS OUTSTANDING	
Health Services Except Environmental	10,954.00	ISSUED AND UNISSUED		Balance January 1, 1988	
Welfare-Public Assistance	33,554.00	School	1,373,000	Transfer From Taxes	
Hospitals, Clinics, First Aid		Self-liquidating	1,094,000	Redeemed in 1988	
Animal, Insect, & Rodent Control		Other	745,800	Cancelled, Abated or Adjusted (1988)	
Other Welfare Services		Total	3,213,800	Transfers to Foreclosed Property	
RECREATION and CONSERVATION		ISSUED AND OUTSTANDING		Balance December 31, 1988	
Beaches and Boardwalks	24,500.00	School	1,373,000.00	PROPERTY ACQUIRED BY DEED OR	
Parks, Playgrounds, Shode Trees	31,000.00	Self-Liquidating	1,094,000.00	FORECLOSURE	
Land Reclamation & Conservation		Other	345,000.00	Balance January 1, 1988	
Other Recreational Services	4,200.00	Total	2,812,000.00	Transfers From Taxes or Liens	
EDUCATION (excluding schools)		EQUALIZED VALUATION BASIS		Sole for Cash (1988)	
Libraries	6,500.00	FOR NET DEBT COMPUTATION	512,307,423	Cancelled Abated or Adjusted (1988)	
Other Educational Services		REAL PROPERTY VALUATIONS		Balance December 31, 1988	
STATUTORY EXPENDITURES		Code Class # of Parcels % VAL'N		CURRENT FINANCES DECEMBER 31, 1988	
Pensions & F. I. C. A.	210,392.00	1 Vacant Land 260 4.51	14,933,100.00	ASSETS	
Employee Fringe Benefits	99,354.00	2 Residential 2420 69.13	229,796,300.00	Cash Dec. 31, 1988	3,670,047.72
Other Statutory Expenditures	9,500.00	3 Farm 280 23.18	77,043,500.00	Taxes Receivable	263,115.90
CETA And Other Public Employment Programs		4a Commercial 27 3.19	10,605,500.00	Tox Title Liens	
MUNICIPAL FUNCTIONS		Total 2987	332,433,900.00	Foreclosed Property	
CAPITAL IMPROVEMENTS	*MEMO*	Land Area 1.50 Sq. Miles		Emergencies & Other Deferred Charges	77,921.31
DEBT SERVICE		Net Valuation Taxable-Municipal	332,981,132	State and Federal Aid Receivable	34,993.34
Principal Payments	3,196.40	Net Valuation Taxable-County	540,942,373	Other Receivables	10,433.99
Interest Payments		State Equalized Valuation	642,931,580	Total	4,062,562.25
DEFERRED CHARGES		State Equalization Ratio	51.75	LIABILITIES, RESERVES, AND SURPLUS	
SCHOOL, COUNTY, SPECIAL DISTRICT TAXES	11,474.84			Cash Liabilities	2,582,409.38
RESERVE FOR UNCOLLECTED TAXES	510,000.00			Reserves for Receivables	279,599.53
EXPENDITURES	TOTAL			Surplus Dec. 31, 1988	1,100,552.99
	10,575,419.29			Total	4,062,562.25

Population 1980 10,660
 Population 1988 11,372
 S & P Rating
 Moody Rating AAA

General Tax Rate Per \$100. 1.70
 State Equalized Tax Rate 1.92

POMPTON LAKES BOROUGH - PASSAIC CO.
Form of Government:
Borough Council
Number of Members on Governing Body - 6

PER CAPITA:
 Gross Debt 501.94
 Net Debt 291.43
 Debt Service 24.56
 Total Tax Levy 1,091.17
 Municipal Expenditures 469.50

PER CENT:
 Gross Debt 1.09
 Net Debt .63
 Tax Levy Collected 95.21
 Tax Levy Cancelled, Abated or Adjusted 1.16

EXPENDITURES		REVENUES-REALIZED		1988 PROPERTY TAX	
GENERAL GOVERNMENT				STATE EQUALIZED TAX RATE 1.00	
Governing Body & Public Boards		1988 Property Taxes Collected	11,797,570.82	Local District School Taxes	6,470,976.00
Municipal Clerk		1988 Payments in Lieu of Taxes	53,369.00	Regional & Consolidated School Tax	
Financial Administration	90,600.00	Delinquent Tax & Lien Collections	311,538.00	School Taxes in Municipal Budget	
Assessment of Taxes	39,079.00	Business Personalty Replacement Taxes	268,451.16	County Taxes	2,728,488.28
Collection of Taxes	52,727.00	Taxes from Public Utilities	588,841.00	County Library Taxes	
Planning, Housing & Development	58,275.00	Other Miscellaneous Tax Revenues		Local Municipal Purpose Taxes	3,188,871.95
Human Resources	40,422.50	State Aid Revenues	206,396.37	Veteran & Senior Citizen Taxes	103,950.00
Elections	5,250.00	Federal Aid Revenues	734.00	Total Taxes for Rate Computation	12,492,286.23
General Administration (other)	554,960.00	State and Local Fiscal Assistance Act Utilized		Special District Taxes	
JUDICIARY		Sale of Acquired Property		Bank Corp. Taxes	18,601.39
Municipal Courts	56,043.00	Other Miscellaneous Revenues	561,893.95	Added and Omitted Taxes	1,853.00
PUBLIC SAFETY		Total	13,783,794.30	Total Taxes Levied - ABSTRACT	12,408,790.62
Fire Protection	94,143.00	Prior Years Surplus Appropriated	387,500.00	Total Taxes Billed	12,391,194.01
Police Protection	1,033,221.50	REVENUES TOTAL	14,176,294.30	1988 TAXES COLLECTED	11,797,570.82
Civil Defense & Disaster Control	19,672.00	Reserve For Uncollected Taxes	550,823.31	1988 Taxes Cancelled, Abated or Adjusted	144,256.21
Environmental Inspection & Control	24,870.00	CAPITAL OUTLAY TOTAL	249,210.81	Transfer to Tax Title Liens or Foreclosed	1,071.00
Other Public Safety				Balance Outstanding Dec. 31, 1988	448,295.98
PUBLIC WORKS				PRIOR YEARS TAXES OUTSTANDING	
Streets and Drainage	521,777.60	Public Enterprises		Balance January 1, 1988	312,428.04
Sewers and Sewage Processing	777,432.82	Recreation—Culture		Collected in 1988	311,538.00
Garbage and Trash Disposal		Public Works	178,660.58	Cancelled, Abated or Adjusted 1988	524.40
Public Buildings and Grounds	87,200.00	Buildings and Grounds	70,550.23	Transfers to Tax Title Liens or Foreclosed	318.78
Other Public Works		Library and Education		Balance December 31, 1988	46.86
HEALTH and WELFARE		Conservation		TAX TITLE LIENS OUTSTANDING	
Health Services Except Environmental	121,478.00	All Other		Balance January 1, 1988	
Welfare-Public Assistance	9,730.00	CAPITAL DEBT AUTHORIZED, DECEMBER 31, 1988		Transfer From Taxes	1,439.09
Hospitals, Clinics, First Aid		ISSUED AND UNISSUED GROSS DEBT NET DEBT		Redeemed in 1988	
Animal, Insect, & Rodent Control		School 786,015		Cancelled, Abated or Adjusted (1988)	
Other Welfare Services		Self-liquidating		Transfers to Foreclosed Property	
RECREATION and CONSERVATION		Other 4,922,008	3,314,174	Balance December 31, 1988	1,439.09
Beaches and Boardwalks		Total 5,708,023	3,314,174	PROPERTY ACQUIRED BY DEED OR FORECLOSURE	
Parks, Playgrounds, Shade Trees	10,550.00	ISSUED AND OUTSTANDING		Balance January 1, 1988	36,475.00
Land Reclamation & Conservation	27,300.00	School 786,015.00		Transfers From Taxes or Liens	
Other Recreational Services	13,000.00	Self-Liquidating		Sale for Cash (1988)	
EDUCATION (excluding schools)		Other 4,903,875.00		Cancelled, Abated or Adjusted (1988)	
Libraries	135,000.00	Total 5,689,890.00		Balance December 31, 1988	36,475.00
Other Educational Services		EQUALIZED VALUATION BASIS		CURRENT FINANCES DECEMBER 31, 1988	
STATUTORY EXPENDITURES		FOR NET DEBT COMPUTATION	522,413,664	ASSETS	
Pensions & F. I. C. A.	372,496.00	REAL PROPERTY VALUATIONS		Cash Dec. 31, 1988	916,953.18
Employee Fringe Benefits	142,700.00	Code Class # of Parcels % VAL'N		Taxes Receivable	448,342.84
Other Statutory Expenditures		1 Vacant Land 388 2.66	19,368,300.00	Tax Title Liens	1,439.09
CETA And Other Public Employment Programs		2 Residential 3372 84.43	614,385,100.00	Foreclosed Property	36,475.00
MUNICIPAL FUNCTIONS TOTAL	4,342,987.42	3 Farm		Emergencies & Other Deferred Charges	161,055.95
CAPITAL IMPROVEMENTS *MEMO*	48,448.04	4a Commercial 142 8.81	64,138,200.00	State and Federal Aid Receivable	81,143.82
DEBT SERVICE		4b Industrial 4 1.90	13,912,700.00	Other Receivables	58,469.43
Principal Payments	119,050.00	4c Apartments 6 2.21	16,116,000.00	Total	1,703,879.31
Interest Payments	160,243.14	Total 3912	728,320,300.00	LIABILITIES, RESERVES, AND SURPLUS	
DEFERRED CHARGES	166,007.93	Land Area 3.00 Sq. Miles		Cash Liabilities	809,134.73
SCHOOL, COUNTY, SPECIAL DISTRICT TAXES	9,199,454.23	Net Valuation Taxable-Municipal	730,461,522	Reserves for Receivables	544,726.36
RESERVE FOR UNCOLLECTED TAXES	550,823.31	Net Valuation Taxable-County	495,226,558	Surplus Dec. 31, 1988	350,018.22
EXPENDITURES TOTAL	14,533,531.08	State Equalized Valuation	643,560,233	Total	1,703,879.31
		State Equalization Ratio	112.67		

0120
 Population 1980 837
 Population 1988 933
 S & P Rating
 Moody Rating

General Tax Rate Per \$100. 2.58
 State Equalized Tax Rate 2.29

PORT REPUBLIC CITY - ATLANTIC CO.
Form of Government:
City Charter (P.L. 1897 c. 30)
Number of Members on Governing Body - 7

PER CAPITA: 669.83
 Gross Debt 1.76
 Net Debt
 Debt Service 73.54
 Total Tax Levy 1,022.23
 Municipal Expenditures 493.53

PER CENT:
 Gross Debt
 Net Debt
 Tax Levy Collected 91.09
 Tax Levy Cancelled, Abated or Adjusted .25

EXPENDITURES		REVENUES-REALIZED		1988 PROPERTY TAX	
GENERAL GOVERNMENT		1988 Property Taxes Collected		STATE EQUALIZED TAX RATE	
Governing Body & Public Boards			803,994.98	Local District School Taxes	1.41
Municipal Clerk			1,256.07	Regional & Consolidated School Tax	
Financial Administration	8,835.00	1988 Payments in Lieu of Taxes	65,433.33	School Taxes in Municipal Budget	.13
Assessment of Taxes	5,052.00	Delinquent Tax & Lien Collections	5,963.48	County Taxes	.43 *
Collection of Taxes	6,792.00	Business Personalty Replacement Taxes	125,894.00	County Library Taxes	.03
Planning, Housing & Development	3,100.00	Taxes from Public Utilities	35,896.92	Local Municipal Purpose Taxes	.25
Human Resources		Other Miscellaneous Tax Revenues		Veteran & Senior Citizen Taxes	
Elections	1,675.00	State Aid Revenues		Total Taxes for Rate Computation	2.30
General Administration (other)	100,630.31	Federal Aid Revenues		Special District Taxes	
JUDICIARY		State and Local Fiscal Assistance Act Utilized		Bank Corp. Taxes	
Municipal Courts	13,907.00	Sale of Acquired Property		Added and Omitted Taxes	22,435.44
PUBLIC SAFETY		Other Miscellaneous Revenues	73,132.47	Total Taxes Levied - ABSTRACT	953,743.70
Fire Protection	19,424.00		1,176,571.75	Total Taxes Billed	953,960.91
Police Protection	2,500.00	Prior Years Surplus Appropriated	37,500.00	1988 TAXES COLLECTED	868,994.98
Civil Defense & Disaster Control	1.00	REVENUES TOTAL	1,214,071.75	1988 Taxes Cancelled, Abated or Adjusted	2,397.73
Environmental Inspection & Control	4,468.00	Reserve For Uncollected Taxes	83,432.78	Transfer to Tax Title Liens or Foreclosed	714.94
Other Public Safety		CAPITAL OUTLAY TOTAL	4,200.00	Balance Outstanding Dec. 31, 1988	81,653.26
PUBLIC WORKS				PRIOR YEARS TAXES OUTSTANDING	
Streets and Drainage	56,279.85	Public Enterprises		Balance January 1, 1988	64,576.34
Sewers and Sewage Processing	1,525.00	Recreation—Culture		Collected in 1988	64,034.49
Garbage and Trash Disposal	52,266.00	Public Works	1,700.00	Cancelled, Abated or Adjusted 1988	3.27
Public Buildings and Grounds	1,876.89	Buildings and Grounds	2,500.00	Transfers to Tax Title Liens or Foreclosed	
Other Public Works	2,975.00	Library and Education		Balance December 31, 1988	538.58
HEALTH and WELFARE		Conservation		TAX TITLE LIENS OUTSTANDING	
Health Services Except Environmental		All Other		Balance January 1, 1988	15,592.67
Welfare-Public Assistance	75.00	CAPITAL DEBT AUTHORIZED, DECEMBER 31, 1988		Transfer From Taxes	714.94
Hospitals, Clinics, First Aid		ISSUED AND UNISSUED GROSS DEBT		Redeemed in 1988	1,399.34
Animal, Insect, & Rodent Control	2,798.85	School	625,000	Cancelled, Abated or Adjusted (1988)	
Other Welfare Services		Self-liquidating		Transfers to Foreclosed Property	
RECREATION and CONSERVATION		Other		Balance December 31, 1988	14,908.27
Beaches and Boardwalks		Total	625,000	PROPERTY ACQUIRED BY DEED OR FORECLOSURE	
Parks, Playgrounds, Shade Trees	4,200.00	ISSUED AND OUTSTANDING		Balance January 1, 1988	3,000.00
Land Reclamation & Conservation	1,042.75	School	625,000.00	Transfers From Taxes or Liens	
Other Recreational Services	6,333.26	Self-Liquidating		Sale for Cash (1988)	
EDUCATION (excluding schools)		Other		Cancelled, Abated or Adjusted (1988)	
Libraries		Total	625,000.00	Balance December 31, 1988	3,000.00
Other Educational Services	175.00	EQUALIZED VALUATION BASIS		CURRENT FINANCES DECEMBER 31, 1988	
STATUTORY EXPENDITURES		FOR NET DEBT COMPUTATION	35,569,400	ASSETS	
Pensions & F. I. C. A.	7,831.82	REAL PROPERTY VALUATIONS		Cash Dec. 31, 1988	467,076.47
Employee Fringe Benefits	2,750.00	Code Class # of Parcels % VAL'N		Taxes Receivable	82,391.84
Other Statutory Expenditures	1,000.00	1 Vacant Land 217 16.85	6,001,100.00	Tax Title Liens	14,903.27
CETA And Other Public Employment Programs		2 Residential 336 74.89	26,678,500.00	Foreclosed Property	3,000.00
MUNICIPAL FUNCTIONS TOTAL	307,643.73	3 Farm 22 2.90	1,031,701.00	Emergencies & Other Deferred Charges	4,858.68
CAPITAL IMPROVEMENTS *MEMO*	10,000.00	4a Commercial 13 5.36	1,910,400.00	State and Federal Aid Receivable	
DEBT SERVICE		4b Industrial		Other Receivables	136,950.62
Principal Payments	35,000.00	4c Apartments		Total	709,185.88
Interest Payments	38,274.94	Total	588	LIABILITIES, RESERVES, AND SURPLUS	
TYPE I SCHL DEBT *MEMO	73,274.94	Land Area 8.10 Sq. Miles	35,621,701.00	Cash Liabilities	376,731.09
DEFERRED CHARGES	748.89	Net Valuation Taxable-Municipal	36,091,637	Reserves for Receivables	237,250.73
SCHOOL, COUNTY, SPECIAL DISTRICT TAXES	831,131.17	Net Valuation Taxable-County	36,547,002	Surplus Dec. 31, 1988	95,204.06
RESERVE FOR UNCOLLECTED TAXES	83,432.78	State Equalized Valuation	40,643,276	Total	709,185.88
EXPENDITURES TOTAL	1,296,231.51	State Equalization Ratio	88.67		

1987/3000

* ABOVE DEBT SERVICE INCLUDES TYPE I SCHOOL DEBT

*Includes County Health Service Taxes or County Vocational School Taxes. See Table 13.

Population 1980 12,035
 Population 1988 12,265
 S & P Rating AA
 Moody Rating AAA

General Tax Rate Per \$100.

3.02

State Equalized Tax Rate

1.51

PRINCETON BOROUGH — MERCER COUNTY

Form of Government:

Borough Council

Number of Members on Governing Body — 6

PER CAPITA:

Gross Debt 1,362.35
 Net Debt 1,142.53
 Debt Service 129.74
 Total Tax Levy 1,075.16
 Municipal Expenditures 790.16

PER CENT:

Gross Debt 2.27
 Net Debt 1.90
 Tax Levy Collected 96.66
 Tax Levy Cancelled, Abated or Adjusted .14

EXPENDITURES		REVENUES-REALIZED		1988 PROPERTY TAX	
GENERAL GOVERNMENT				STATE EQUALIZED TAX RATE →	
Governing Body & Public Boards	13,997.00	1988 Property Taxes Collected		Local District School Taxes	
Municipal Clerk		12,595,120.00		Regional & Consolidated School Tax .71	6,025,802.56
Financial Administration	49,199.00	1988 Payments in Lieu of Taxes		School Taxes in Municipal Budget	
Assessment of Taxes	105,740.10	39,561.00		County Taxes .49	4,208,962.70
Collection of Taxes	34,005.00	Delinquent Tax & Lien Collections		County Library Taxes	
Planning, Housing & Development	74,994.00	430,418.94		Local Municipal Purpose Taxes .31	2,600,487.00
Human Resources	260,439.00	Business Personalty Replacement Taxes		Veteran & Senior Citizen Taxes	35,200.00
Elections	6,941.00	190,926.32		Total Taxes for Rate Computation 1.51	12,870,452.26
General Administration (other)	1,255,155.10	Taxes from Public Utilities		Special District Taxes	
JUDICIARY		760,116.00		Bank Corp. Taxes	194,629.02
Municipal Courts	190,995.28	Other Miscellaneous Tax Revenues		Added and Omitted Taxes	156,989.00
PUBLIC SAFETY		State Aid Revenues		Total Taxes Levied - ABSTRACT	13,186,870.28
Fire Protection	130,617.00	136,429.31		Total Taxes Billed	13,031,537.00
Police Protection	1,440,411.12	Federal Aid Revenues		1988 TAXES COLLECTED	12,596,120.00
Civil Defense & Disaster Control	390.00	State and Local Fiscal Assistance Act Utilized		1988 Taxes Cancelled, Abated or Adjusted	18,232.00
Environmental Inspection & Control	215,654.00	Sale of Acquired Property		Transfer to Tax Title Liens or Foreclosed	
Other Public Safety		Other Miscellaneous Revenues		Balance Outstanding Dec. 31, 1988	417,185.00
PUBLIC WORKS		5,731,881.16		PRIOR YEARS TAXES OUTSTANDING	
Streets and Drainage	530,010.00	Prior Years Surplus Appropriated		Balance January 1, 1988	436,271.00
Sewers and Sewage Processing	1,304,092.00	860,000.00		Collected in 1988	430,419.00
Garbage and Trash Disposal	367,700.00	Reserve For Uncollected Taxes		Cancelled, Abated or Adjusted 1988	5,371.00
Public Buildings and Grounds	238,278.00	485,000.00		Transfers to Tax Title Liens or Foreclosed	
Other Public Works	1,300.00	CAPITAL OUTLAY TOTAL		Balance December 31, 1988	481.00
HEALTH and WELFARE		4,799,343.00		TAX TITLE LIENS OUTSTANDING	
Health Services Except Environmental	193,124.00	Public Enterprises		Balance January 1, 1988	
Welfare-Public Assistance	44,734.00	Recreation—Culture		Transfer From Taxes	
Hospitals, Clinics, First Aid		7,483.00		Redeemed in 1988	
Animal, Insect, & Rodent Control	9,596.00	4,463,294.00		Cancelled, Abated or Adjusted (1988)	
Other Welfare Services		Buildings and Grounds		Transfers to Foreclosed Property	
RECREATION and CONSERVATION		324,789.00		Balance December 31, 1988	
Beaches and Boardwalks		Library and Education		PROPERTY ACQUIRED BY DEED OR FORECLOSURE	
Parks, Playgrounds, Shade Trees	3,015.00	3,777.00		Balance January 1, 1988	
Land Reclamation & Conservation	1,085.00	CAPITAL DEBT AUTHORIZED, DECEMBER 31, 1988		Transfer From Taxes	
Other Recreational Services	122,347.00	ISSUED AND UNISSUED GROSS DEBT NET DEBT		Redeemed in 1988	
EDUCATION (excluding schools)		SCHOOL SELF-LIQUIDATING OTHER TOTAL		Cancelled, Abated or Adjusted (1988)	
Libraries	349,553.00	14,906,284 16,709,209 14,013,754 14,013,754		Transfers to Foreclosed Property	
Other Educational Services		ISSUED AND OUTSTANDING		Balance December 31, 1988	
STATUTORY EXPENDITURES		SCHOOL SELF-LIQUIDATING OTHER TOTAL		PROPERTY ACQUIRED BY DEED OR FORECLOSURE	
Pensions & F. I. C. A.	509,734.00	10,564,235.00 12,367,160.72		Balance January 1, 1988	
Employee Fringe Benefits		EQUALIZED VALUATION BASIS FOR NET DEBT COMPUTATION		Transfers From Taxes or Liens	
Other Statutory Expenditures		737,529,632		Sale for Cash (1988)	
CETA And Other Public Employment Programs		REAL PROPERTY VALUATIONS		Cancelled, Abated or Adjusted (1988)	
MUNICIPAL FUNCTIONS TOTAL	7,615,030.60	Code Class # of Parcels % VAL'N ASSESSED VALUATION		Balance December 31, 1988	
CAPITAL IMPROVEMENTS *MEMO*	100,000.00	1 Vacant Land 155 2.53 10,609,000.00		CURRENT FINANCES DECEMBER 31, 1988	
DEBT SERVICE		2 Residential 1979 70.00 293,808,900.00		ASSETS	
Principal Payments	999,995.80	3 Farm 4a Commercial 192 22.98 96,441,300.00		Cash Dec. 31, 1988	12,246,598.00
Interest Payments	591,235.47	4b Industrial 4c Apartments 44 4.50 18,876,600.00		Taxes Receivable	417,666.00
DEFERRED CHARGES		Total 2370 419,735,800.00		Tax Title Liens	
SCHOOL, COUNTY, SPECIAL DISTRICT TAXES	10,234,765.26	Land Area 1.76 Sq. Miles		Foreclosed Property	
RESERVE FOR UNCOLLECTED TAXES	485,000.00	Net Valuation Taxable-Municipal		Emergencies & Other Deferred Charges	76,000.00
EXPENDITURES TOTAL	19,926,077.13	Net Valuation Taxable-County		State and Federal Aid Receivable	
		State Equalized Valuation		Other Receivables	120,301.00
		State Equalization Ratio 50.11		Total	12,860,555.00
				LIABILITIES, RESERVES, AND SURPLUS	
				Cash Liabilities	9,272,111.00
				Reserves for Receivables	525,467.00
				Surplus Dec. 31, 1988	3,062,977.00
				Total	12,860,555.00

1110
Population 1980 13,683
Population 1988 14,425
S & P Rating AA
Maady Rating AAA

General Tax Rate Per \$100. 3.02
State Equalized Tax Rate 1.39

PRINCETON TOWNSHIP – MERCER COUNTY
Form of Government:
Township Committee
Number of Members on Governing Body – 5

PER CAPITA.		PER CENT.	
Gross Debt	1,995.15	Gross Debt	2.22
Net Debt	1,599.52	Net Debt	1.78
Debt Service	130.56	Tax Levy Collected	93.00
Total Tax Levy	1,537.33	Tax Levy Cancelled, Abated or Adjusted	
Municipal Expenditures	749.96		

EXPENDITURES		REVENUES-REALIZED		1988 PROPERTY TAX	
GENERAL GOVERNMENT				STATE EQUALIZED TAX RATE	
Governing Body & Public Boords	5,000.00	1988 Property Taxes Collected	21,742,837.31	Local District School Taxes	
Municipal Clerk	93,035.00	1988 Payments in Lieu of Taxes		Regional & Consolidated School Tax .65	10,144,160.70
Financial Administration	109,461.00	Delinquent Tax & Lien Collections	537,727.29	School Taxes in Municipal Budget	
Assessment of Taxes	50,242.00	Business Personalty Replacement Taxes	142,512.64	County Taxes .49	7,613,614.43
Collection of Taxes	95,514.00	Taxes from Public Utilities	1,136,461.00	County Library Taxes	
Planning, Housing & Development	409,524.00	Other Miscellaneous Tax Revenues		Lacal Municipal Purpase Taxes .25	3,880,750.00
Humon Resources	370,857.66	State Aid Revenues	595,115.95	Vetoron & Senior Citizen Taxes	50,600.00
Elections	7,020.00	Federal Aid Revenues		Total Taxes for Rate Computation 1.39	21,699,125.13
General Administration (other)	1,255,766.05	State and Local Fiscal Assistance Act Utilized		Special District Taxes	83,481.09
JUDICIARY		Sole of Acquired Property		Bonk Corp. Taxes	31,161.91
Municipal Courts	112,352.00	Other Miscellaneous Revenues	4,227,901.93	Added and Omitted Taxes	413,562.44
PUBLIC SAFETY		Total	23,432,606.17	Total Taxes Levied - ABSTRACT	22,176,730.62
Fire Protection	197,725.00	Prior Years Surplus Appropriated	1,135,000.00	Total Taxes Billed	22,137,439.86
Police Protection	1,349,412.83	REVENUES TOTAL	29,617,606.17	1988 TAXES COLLECTED	21,742,837.31
Civil Defense & Disoster Contral	200.00	Reserve Far Uncollected Taxes	1,091,141.94	1988 Taxes Cancelled, Aboted or Adjusted	59.33
Enviranmental Inspection & Control	169,636.00			Transfer to Tax Title Liens or Foreclosed	2,937.57
Other Public Safety		CAPITAL OUTLAY TOTAL	3,040,420.33	Balance Outstanding Dec. 31, 1988	441,605.65
PUBLIC WORKS				PRIOR YEARS TAXES OUTSTANDING	
Streets and Drainage	604,759.00	Public Enterprises		Balance January 1, 1988	601,385.36
Sewers and Sewoge Processing	1,364,736.00	Recreation—Culture	907.25	Collected in 1988	572,351.21
Gorboge and Trosh Disposol		Public Works	105,639.74	Cancelled, Aboted or Adjusted 1988	
Public Buildings and Grounds	97,057.00	Buildings and Grounds	2,926,153.51	Transfers to Tax Title Liens or Foreclosed	14,376.08
Other Public Works		Librory and Education	7,662.33	Balance December 31, 1988	13,653.07
HEALTH and WELFARE		Conservation		TAX TITLE LIENS OUTSTANDING	
Health Services Except Environmental	135,000.00	All Other		Balance January 1 1988	21,393.49
Welfare-Public Assistance	50,403.00	CAPITAL DEBT AUTHORIZED, DECEMBER 31, 1988		Transfer From Taxes	2,937.57
Hospitals, Clinics, First Aid		ISSUED AND UNISSUED		Redeemed in 1988	14,376.08
Animal, Insect, & Rodent Contral	9,000.00	School	3,163,074	Cancelled, Aboted or Adjusted (1988)	
Other Welfare Services		Self-Liquidoting		Transfers to Foreclosed Property	
RECREATION and CONSERVATION		Other	25,612,061	Balance December 31, 1988	9,259.98
Beoches and Boardwalks	17,970.00	Total	28,730,135	PROPERTY ACQUIRED BY DEED OR FORECLOSURE	
Porks, Playgrounds, Shode Trees	21,046.00	ISSUED AND OUTSTANDING		Balance January 1 1988	33,323.92
Lond Reclomation & Conservation	307,903.00	Schaol	3,163,074.23	Transfers From Taxes or Liens	14,376.09
Other Recreationol Services		Self-Liquidoting		Sole for Cosh (1988)	
EDUCATION (excluding schools)		Other	13,122,953.51	Cancelled, Aboted or Adjusted (1988)	
Libraries	550,000.00	Total	16,291,032.79	Balance December 31, 1988	43,200.00
Other Educational Services	6,500.00	EQUALIZED VALUATION BASIS FOR NET DEBT COMPUTATION	1,295,976,105	CURRENT FINANCES DECEMBER 31, 1988	
STATUTORY EXPENDITURES		REAL PROPERTY VALUATIONS		ASSETS	
Pensions & F. I. C. A.	431,200.00	Code Class # of Parcels % VAL'N	ASSESSED VALUATION	Cosh Dec. 31, 1988	4,352,930.60
Employee Fringe Benefits		1 Vacont Land 450 3.31	27,240,600.00	Taxes Receivable	455,263.72
Other Statutory Expenditures	1,000.00	2 Residential 3747 33.55	597,972,600.00	Tox Title Liens	9,959.98
CETA And Other Public Employment Programs	7,822,339.59	3 Form 70 2.13	15,195,300.00	Foreclosed Property	43,200.00
MUNICIPAL FUNCTIONS TOTAL		4a Commercial 103 7.57	54,153,200.00	Emergencies & Other Deferred Charges	186,240.00
CAPITAL IMPROVEMENTS *MEMO*		4b Industriol 2 .25	1,736,400.00	Stote and Federal Aid Receivable	770.00
DEBT SERVICE		4c Apartment 7 2.70	19,306,700.00	Other Receivables	100,362.66
Principal Payments	1,063,777.49	Total 4389	715,669,800.00	Total	5,153,782.96
Interest Payments	819,551.38	Lond Area 15.25 Sq. Miles		LIABILITIES, RESERVES, AND SURPLUS	
DEFERRED CHARGES	21,400.00	Net Valuation Taxable-Municipal	717,395,574	Cosh Liabilities	1,804,114.38
SCHOOL, COUNTY, SPECIAL DISTRICT TAXES	17,346,236.27	Net Valuation Taxable-County	1,323,867,434	Reserves for Receivables	613,736.36
RESERVE FOR UNCOLLECTED TAXES	1,091,141.94	Stote Equalized Valuation	1,559,045,004	Surplus Dec. 31, 1988	2,735,382.22
EXPENDITURES TOTAL	28,664,476.67	State Equalization Rotia	45.97	Total	5,153,782.96

1610

Population 1980 5,142
 Population 1988 5,078
 S & P Rating
 Moody Rating

General Tax Rate Per \$100.

1.54
 State Equalized Tax Rate
 1.74

PROSPECT PARK BOROUGH - PASSAIC CO.

Form of Government:

Borough Council

Number of Members on Governing Body - 6

PER CAPITA:

Gross Debt 301.91
 Net Debt 113.43
 Debt Service 13.55
 Total Tax Levy 644.13
 Municipal Expenditures 284.35

PER CENT:

Gross Debt 1.01
 Net Debt .38
 Tax Levy Collected 98.65
 Tax Levy Cancelled, Abated or Adjusted .49

EXPENDITURES		REVENUES-REALIZED		1988 PROPERTY TAX	
GENERAL GOVERNMENT		1988 Property Taxes Collected		STATE EQUALIZED TAX RATE → .49	
Governing Body & Public Boards		1988 Payments in Lieu of Taxes	3,210,781.47	Local District School Taxes	926,535.00
Municipal Clerk		Delinquent Tax & Lien Collections	37,480.36	Regional & Consolidated School Tax	686,293.14
Financial Administration	21,535.00	Business Personalty Replacement Taxes	52,735.96	School Taxes in Municipal Budget	
Assessment of Taxes	5,259.30	Taxes from Public Utilities	166,800.00	County Taxes	776,540.54
Collection of Taxes	15,477.16	Other Miscellaneous Tax Revenues		County Library Taxes	
Planning, Housing & Development	1,671.00	State Aid Revenues	83,235.26	Local Municipal Purpose Taxes	863,920.11
Human Resources	24,393.67	Federal Aid Revenues		Veteran & Senior Citizen Taxes	54,700.00
Elections		State and Local Fiscal Assistance Act Utilized	66.76	Total Taxes for Rate Computation	3,307,988.79
General Administration (other)	191,427.62	Sale of Acquired Property		Special District Taxes	
JUDICIARY		Other Miscellaneous Revenues	116,004.35	Bank Corp. Taxes	17,596.14
Municipal Courts	27,216.11	Total	3,667,104.16	Added and Omitted Taxes	
PUBLIC SAFETY		Prior Years Surplus Appropriated	150,000.00	Total Taxes Levied - ABSTRACT	3,270,884.93
Fire Protection	22,355.04	REVENUES TOTAL	3,817,104.16	Total Taxes Billed	3,254,612.79
Police Protection	366,246.45	Reserve For Uncollected Taxes	67,522.48	1988 TAXES COLLECTED	3,210,781.47
Civil Defense & Disaster Control	600.00	CAPITAL OUTLAY TOTAL	70,597.70	1988 Taxes Cancelled, Abated or Adjusted	16,092.28
Environmental Inspection & Control	10,200.00	Public Enterprises		Transfer to Tax Title Liens or Foreclosed	101.64
Other Public Safety		Recreation—Culture		Balance Outstanding Dec. 31, 1988	27,637.40
PUBLIC WORKS		Public Works	69,742.70	PRIOR YEARS TAXES OUTSTANDING	
Streets and Drainage	30,434.63	Buildings and Grounds	855.00	Balance January 1, 1988	37,484.72
Sewers and Sewage Processing	73,650.11	Library and Education		Collected in 1988	37,480.36
Garbage and Trash Disposal	286,330.00	Conservation		Cancelled, Abated or Adjusted 1988	
Public Buildings and Grounds	22,752.00	All Other		Transfers to Tax Title Liens or Foreclosed	
Other Public Works		CAPITAL DEBT AUTHORIZED, DECEMBER 31, 1988		Balance December 31, 1988	4.36
HEALTH and WELFARE		ISSUED AND UNISSUED		TAX TITLE LIENS OUTSTANDING	
Health Services Except Environmental	17,950.00	School	957,081	Balance January 1, 1988	876.39
Welfare-Public Assistance	3,675.00	Self-liquidating		Transfer From Taxes	101.64
Hospitals, Clinics, First Aid		Other	576,000	Redeemed in 1988	
Animal, Insect, & Rodent Control	1,830.00	Total	1,533,081	Cancelled, Abated or Adjusted (1988)	
Other Welfare Services		ISSUED AND OUTSTANDING		Transfers to Foreclosed Property	
RECREATION and CONSERVATION		School	242,081.80	Balance December 31, 1988	978.03
Beaches and Boardwalks		Self-Liquidating		PROPERTY ACQUIRED BY DEED OR FORECLOSURE	
Parks, Playgrounds, Shade Trees		Other	237,000.00	Balance January 1, 1988	250.00
Land Reclamation & Conservation	438.96	Total	529,081.80	Transfers From Taxes or Liens	
Other Recreational Services	2,450.00	EQUALIZED VALUATION BASIS		Sale for Cash (1988)	
EDUCATION (excluding schools)		FOR NET DEBT COMPUTATION	151,553,790	Cancelled, Abated or Adjusted (1988)	
Libraries		REAL PROPERTY VALUATIONS		Balance December 31, 1988	250.00
Other Educational Services		Code Class # of Parcels % VAL'N		CURRENT FINANCES DECEMBER 31, 1988	
STATUTORY EXPENDITURES				ASSETS	
Pensions & F. I. C. A.	59,313.45	1 Vacant Land 29 1.26	2,659,700.00	Cash Dec. 31, 1988	494,012.33
Employee Fringe Benefits	39,330.00	2 Residential 1030 85.51	180,137,100.00	Taxes Receivable	27,641.76
Other Statutory Expenditures	1.00	3 Farm		Tax Title Liens	978.03
CETA And Other Public Employment Programs		4a Commercial 75 11.59	24,413,200.00	Foreclosed Property	250.00
MUNICIPAL FUNCTIONS TOTAL	1,230,536.50	4b Industrial 3 1.52	3,198,900.00	Emergencies & Other Deferred Charges	25,173.58
CAPITAL IMPROVEMENTS *MEMO*	10,000.00	4c Apartments 1 .12	252,700.00	State and Federal Aid Receivable	
DEBT SERVICE		Total 1183	210,661,600.00	Other Receivables	12,893.00
Principal Payments	35,000.00	Land Area .45 Sq. Miles		Total	560,948.70
Interest Payments	33,810.00	Net Valuation Taxable-Municipal	211,338,493	LIABILITIES, RESERVES, AND SURPLUS	
DEFERRED CHARGES	27,021.32	Net Valuation Taxable-County	155,064,969	Cash Liabilities	162,065.55
SCHOOL, COUNTY, SPECIAL DISTRICT TAXES	2,339,368.68	State Equalized Valuation	187,466,749	Reserves for Receivables	41,762.79
RESERVE FOR UNCOLLECTED TAXES	67,522.48	State Equalization Ratio	112.78	Surplus Dec. 31, 1988	357,120.36
EXPENDITURES TOTAL	3,833,338.98			Total	560,948.70

1711

Population 1980 2,887
 Population 1988 3,007
 S & P Rating
 Moody Rating

General Tax Rate Per \$100. 2.26
 State Equalized Tax Rate 1.83

QUINTON TOWNSHIP - SALEM COUNTY

Form of Government:

Township Committee

Number of Members on Governing Body - 3

PER CAPITA		PER CENT
Gross Debt	233.12	Gross Debt 1.21
Net Debt	26.60	Net Debt .14
Debt Service	9.93	Tax Levy Collected 73.52
Total Tax Levy	425.39	Tax Levy Cancelled, Abated or Adjusted .36
Municipal Expenditures	303.16	

EXPENDITURES		REVENUES-REALIZED		1988 PROPERTY TAX	
GENERAL GOVERNMENT				STATE EQUALIZED TAX RATE	
Governing Body & Public Boards	11,700.00	1988 Property Taxes Collected	1,003,491.29	Local District School Taxes	1.12 757,795.62
Municipal Clerk	3,200.00	1988 Payments in Lieu of Taxes		Regional & Consolidated School Tax	
Financial Administration	22,100.00	Delinquent Tax & Lien Collections	255,362.60	School Taxes in Municipal Budget	
Assessment of Taxes	10,500.06	Business Personalty Replacement Taxes	30,753.80	County Taxes	.76 515,435.34
Collection of Taxes	21,000.00	Taxes from Public Utilities	192,346.00	County Library Taxes	
Planning, Housing & Development	11,000.00	Other Miscellaneous Tax Revenues		Local Municipal Purpose Taxes	
Human Resources	13,500.00	State Aid Revenues	86,066.99	Veteran & Senior Citizen Taxes	41,050.00
Elections		Federal Aid Revenues		Total Taxes for Rate Computation	1.82 1,316,931.46
General Administration (other)	51,230.00	State and Local Fiscal Assistance Act Utilized	490.95	Special District Taxes	
JUDICIARY		Sale of Acquired Property		Bank Corp. Taxes	
Municipal Courts	17,700.00	Other Miscellaneous Revenues	153,156.19	Added and Omitted Taxes	5,379.21
PUBLIC SAFETY		Total	1,732,167.32	Total Taxes Levied - ABSTRACT	1,279,160.67
Fire Protection	16,157.32	Prior Years Surplus Appropriated	305,000.00	Total Taxes Billed	1,284,401.26
Police Protection	27,750.00	REVENUES TOTAL	2,037,167.32	1988 TAXES COLLECTED	1,003,491.29
Civil Defense & Disaster Control	5,900.00	Reserve For Uncollected Taxes	301,300.00	1988 Taxes Cancelled, Abated or Adjusted	4,561.50
Environmental Inspection & Control	12,272.36			Transfer to Tax Title Liens or Foreclosed	31,293.00
Other Public Safety		CAPITAL OUTLAY TOTAL	56,341.73	Balance Outstanding Dec 31, 1988	240,059.37
PUBLIC WORKS				PRIOR YEARS TAXES OUTSTANDING	
Streets and Drainage	166,990.95	Public Enterprises		Balance January 1, 1988	189,343.53
Sewers and Sewage Processing	16,000.00	Recreation—Culture	24,466.73	Collected in 1988	147,579.20
Garbage and Trash Disposal	118,030.77	Public Works	31,375.00	Cancelled, Abated or Adjusted 1988	
Public Buildings and Grounds	21,675.00	Buildings and Grounds		Transfers to Tax Title Liens or Foreclosed	1,171.19
Other Public Works		Library and Education		Balance December 31, 1988	40,493.15
HEALTH and WELFARE		Conservation		TAX TITLE LIENS OUTSTANDING	
Health Services Except Environmental	2,100.04	All Other		Balance January 1, 1988	336,873.60
Welfare-Public Assistance	6,400.00	CAPITAL DEBT AUTHORIZED, DECEMBER 31, 1988		Transfer From Taxes	32,677.51
Hospitals, Clinics, First Aid	1,500.00	ISSUED AND UNISSUED GROSS DEBT		Redeemed in 1988	107,633.40
Animal, Insect, & Rodent Control	4,000.00	School	621,000	Cancelled, Abated or Adjusted (1988)	
Other Welfare Services		Self-liquidating		Transfers to Foreclosed Property	
RECREATION and CONSERVATION		Other	80,000	Balance December 31, 1988	261,372.71
Beaches and Boardwalks		Total	701,000	PROPERTY ACQUIRED BY DEED OR	
Parks, Playgrounds, Shade Trees				FORECLOSURE	
Land Reclamation & Conservation		ISSUED AND OUTSTANDING		Balance January 1, 1988	20,000.00
Other Recreational Services	4,000.00	School	621,000.00	Transfers From Taxes or Liens	
EDUCATION (excluding schools)		Self-liquidating		Sale for Cash (1988)	
Libraries		Other	30,000.00	Cancelled, Abated or Adjusted (1988)	
Other Educational Services		Total	651,000.00	Balance December 31, 1988	20,000.00
STATUTORY EXPENDITURES		EQUALIZED VALUATION BASIS		CURRENT FINANCES DECEMBER 31, 1988	
Pensions & F. I. C. A.	10,039.55	FOR NET DEBT COMPUTATION	57,332,033	ASSETS	
Employee Fringe Benefits		REAL PROPERTY VALUATIONS		Cash Dec. 31, 1988	545,936.45
Other Statutory Expenditures	500.00	Code Class # of Parcels % VAL'N		Taxes Receivable	230,553.02
CETA And Other Public Employment Programs		1 Vacant Land 504 5.74	3,051,800.00	Tax Title Liens	261,372.71
MUNICIPAL FUNCTIONS TOTAL	580,296.05	2 Residential 740 68.13	36,253,650.00	Foreclosed Property	20,000.00
CAPITAL IMPROVEMENTS *MEMO*		3 Farm 424 15.69	3,347,600.00	Emergencies & Other Deferred Charges	14,579.57
DEBT SERVICE		4a Commercial 58 10.17	5,408,650.00	State and Federal Aid Receivable	68,000.00
Principal Payments	30,000.00	4b Industrial		Other Receivables	11,831.26
Interest Payments		4c Apartments 1 .21	111,200.00	Total	1,202,773.01
DEFERRED CHARGES		Total 1727	53,177,900.00	LIABILITIES, RESERVES, AND SURPLUS	
SCHOOL, COUNTY, SPECIAL DISTRICT TAXES	1,273,281.46	Land Area 24.35 Sq. Miles		Cash Liabilities	245,779.84
RESERVE FOR UNCOLLECTED TAXES	301,300.00	Net Valuation Taxable-Municipal	56,420,138	Reserves for Receivables	574,256.99
EXPENDITURES TOTAL	2,184,877.51	Net Valuation Taxable-County	61,635,929	Surplus Dec. 31, 1988	382,736.13
		State Equalized Valuation	67,127,269	Total	1,202,773.01
		State Equalization Ratio	83.24		

2013

Population 1980 25,723
 Population 1988 25,319
 S & P Rating A+
 Moody Rating A1

General Tax Rate Per \$100. 3.03
 State Equalized Tax Rate 2.25

RAHWAY CITY - UNION COUNTY

Form of Government:

Mayor-Council Plan F (OMCL 50)

Number of Members on Governing Body - 9

PER CAPITA:

Gross Debt 563.07
 Net Debt 276.26
 Debt Service 35.04
 Total Tax Levy 1,117.97
 Municipal Expenditures 692.98

PER CENT:

Gross Debt 1.38
 Net Debt .68
 Tax Levy Collected 97.77
 Tax Levy Cancelled, Abated or Adjusted .09

EXPENDITURES		REVENUES-REALIZED		1988 PROPERTY TAX	
GENERAL GOVERNMENT				STATE EQUALIZED TAX RATE 1.02	
Governing Body & Public Boards	14,796.00	1988 Property Taxes Collected	23,764,323.00	Local District School Taxes	13,330,223.00
Municipal Clerk	120,314.00	1988 Payments in Lieu of Taxes		Regional & Consolidated School Tax	
Financial Administration	195,910.00	Delinquent Tax & Lien Collections	574,335.00	School Taxes in Municipal Budget	
Assessment of Taxes	93,036.00	Business Personalty Replacement Taxes	832,774.00	County Taxes	4,735,808.67
Collection of Taxes		Taxes from Public Utilities	1,530,233.00	County Library Taxes	
Planning, Housing & Development	21,440.00	Other Miscellaneous Tax Revenues		Local Municipal Purpose Taxes	11,213,871.00
Human Resources	149,159.00	State Aid Revenues	2,370,562.00	Veteran & Senior Citizen Taxes	357,200.00
Elections		Federal Aid Revenues		Total Taxes for Rate Computation	29,637,102.67
General Administration (other)	1,810,521.00	State and Local Fiscal Assistance Act Utilized		Special District Taxes	
JUDICIARY		Sale of Acquired Property		Bank Corp. Taxes	8,960.00
Municipal Courts	167,861.00	Other Miscellaneous Revenues	1,541,415.00	Added and Omitted Taxes	134,947.00
PUBLIC SAFETY		Total	35,663,692.00	Total Taxes Levied - ABSTRACT	29,423,809.67
Fire Protection	2,137,125.00	Prior Years Surplus Appropriated	75,000.00	Total Taxes Billed	29,419,566.00
Police Protection	3,173,044.00	REVENUES	TOTAL	1988 TAXES COLLECTED	28,764,323.00
Civil Defense & Disaster Control	10,333.00	Reserve For Uncollected Taxes	654,298.00	1988 Taxes Cancelled, Abated or Adjusted	25,846.00
Environmental Inspection & Control	533,936.00	CAPITAL OUTLAY	TOTAL	Transfer to Tax Title Liens or Foreclosed	14,318.00
Other Public Safety			1,013,090.00	Balance Outstanding Dec. 31, 1988	615,079.00
PUBLIC WORKS		Public Enterprises	135,140.00	PRIOR YEARS TAXES OUTSTANDING	
Streets and Drainage	1,615,711.00	Recreation—Culture		Balance January 1, 1988	562,658.00
Sewers and Sewage Processing	3,767,303.00	Public Works	869,837.00	Collected in 1988	484,705.00
Garbage and Trash Disposal		Buildings and Grounds	8,113.00	Cancelled, Abated or Adjusted 1988	2,400.00
Public Buildings and Grounds		Library and Education		Transfers to Tax Title Liens or Foreclosed	1,020.00
Other Public Works		Conservation		Balance December 31, 1988	74,533.00
HEALTH and WELFARE		All Other		TAX TITLE LIENS OUTSTANDING	
Health Services Except Environmental	462,273.00	CAPITAL DEBT AUTHORIZED, DECEMBER 31, 1988		Balance January 1, 1988	163,389.00
Welfare-Public Assistance	36,500.00	ISSUED AND UNISSUED	GROSS DEBT	Transfer From Taxes	15,502.00
Hospitals, Clinics, First Aid	6,000.00	School	3,619,000	Redeemed in 1988	89,680.00
Animal, Insect, & Rodent Control	11,000.00	Self-liquidating	3,929,400	Cancelled, Abated or Adjusted (1988)	
Other Welfare Services		Other	7,270,936	Transfers to Foreclosed Property	
RECREATION and CONSERVATION		Total	14,819,336	Balance December 31, 1988	89,211.00
Beaches and Boardwalks		ISSUED AND OUTSTANDING		PROPERTY ACQUIRED BY DEED OR FORECLOSURE	
Parks, Playgrounds, Shade Trees		School	3,000,000.00	Balance January 1, 1988	750,800.00
Land Reclamation & Conservation		Self-Liquidating	3,136,000.00	Transfers From Taxes or Liens	
Other Recreational Services	144,043.00	Other		Sale for Cash (1988)	
EDUCATION (excluding schools)		Total	6,136,000.00	Cancelled, Abated or Adjusted (1988)	
Libraries	451,833.00	EQUALIZED VALUATION BASIS		Balance December 31, 1988	750,800.00
Other Educational Services		FOR NET DEBT COMPUTATION	1,074,863,123	CURRENT FINANCES DECEMBER 31, 1988	
STATUTORY EXPENDITURES		REAL PROPERTY VALUATIONS		ASSETS	
Pensions & F. I. C. A.	1,315,754.00	Code Class # of Parcels % VAL'N	ASSESSED VALUATION	Cash Dec. 31, 1988	1,010,989.00
Employee Fringe Benefits		1 Vacant Land 458 1.60	5,698,400.00	Taxes Receivable	689,612.00
Other Statutory Expenditures		2 Residential 6920 63.49	226,679,500.00	Tax Title Liens	89,211.00
CETA And Other Public Employment Programs		3 Farm		Foreclosed Property	750,800.00
MUNICIPAL FUNCTIONS	TOTAL	4a Commercial 396 11.04	39,413,400.00	Emergencies & Other Deferred Charges	319,060.00
CAPITAL IMPROVEMENTS	*MEMO*	4b Industrial 94 20.38	72,762,900.00	State and Federal Aid Receivable	46,456.00
DEBT SERVICE		4c Apartments 68 3.50	12,497,500.00	Other Receivables	50,995.00
Principal Payments	243,000.00	Total	357,051,700.00	Total	2,957,123.00
Interest Payments	679,246.00	Land Area 4.00 Sq. Miles		LIABILITIES, RESERVES, AND SURPLUS	
DEFERRED CHARGES		Net Valuation Taxable-Municipal	362,433,400	Cash Liabilities	968,663.00
SCHOOL, COUNTY, SPECIAL DISTRICT TAXES	18,066,031.67	Net Valuation Taxable-County	1,125,805,387	Reserves for Receivables	1,580,618.00
RESERVE FOR UNCOLLECTED TAXES	654,298.00	State Equalized Valuation	1,289,740,333	Surplus Dec. 31, 1988	407,842.00
EXPENDITURES	TOTAL	State Equalization Ratio	27.80	Total	2,957,123.00
	36,304,494.67				

0248
 Population 1980 12,899
 Population 1988 13,224
 S & P Rating
 Moody Rating A1
 General Tax Rate Per \$100. 1.69
 State Equalized Tax Rate 1.57

RAMSEY BOROUGH - BERGEN COUNTY
Form of Government:
Borough Council
Number of Members on Governing Body - 6

PER CAPITA:
 Gross Debt 690.03
 Net Debt 550.77
 Debt Service 75.66
 Total Tax Levy 1,720.26
 Municipal Expenditures 747.29
 PER CENT.
 Gross Debt .73
 Net Debt .62
 Tax Levy Collected 95.64
 Tax Levy Cancelled, Abated or Adjusted .22

EXPENDITURES		REVENUES-REALIZED		1988 PROPERTY TAX	
GENERAL GOVERNMENT				STATE EQUALIZED TAX RATE → .92	
Governing Body & Public Boards	500.00	1988 Property Taxes Collected 21,824,217.30		Local District School Taxes	13,246,763.50
Municipal Clerk		1988 Payments in Lieu of Taxes		Regional & Consolidated School Tax	
Financial Administration	25,000.00	Delinquent Tax & Lien Collections 426,790.23		School Taxes in Municipal Budget	
Assessment of Taxes	57,000.00	Business Personalty Replacement Taxes 232,051.52		County Taxes	3,099,488.97
Collection of Taxes	72,100.00	Taxes from Public Utilities 1,151,195.00		County Library Taxes	
Planning, Housing & Development	83,300.00	Other Miscellaneous Tax Revenues		Local Municipal Purpose Taxes	6,170,590.62
Human Resources	35,324.00	State Aid Revenues 169,109.23		Veteran & Senior Citizen Taxes	71,300.00
Elections		Federal Aid Revenues		Total Taxes for Rate Computation	22,583,643.09
General Administration (other)	1,034,330.83	State and Local Fiscal Assistance Act Utilized 503.11		Special District Taxes	
JUDICIARY		Sale of Acquired Property		Bank Corp. Taxes	57,815.34
Municipal Courts	114,500.00	Other Miscellaneous Revenues		Added and Omitted Taxes	174,112.21
PUBLIC SAFETY		Total 24,912,107.34		Total Taxes Levied - ABSTRACT	22,743,770.64
Fire Protection	135,629.36	Prior Years Surplus Appropriated 1,210,000.00		Total Taxes Billed	22,818,219.30
Police Protection	1,692,213.27	REVENUES TOTAL 26,122,167.34		1988 TAXES COLLECTED	21,824,217.30
Civil Defense & Disaster Control	13,500.00	Reserve For Uncollected Taxes 757,230.66		1988 Taxes Cancelled, Abated or Adjusted	49,561.36
Environmental Inspection & Control	160,000.00	CAPITAL OUTLAY TOTAL 374,668.06		Transfer to Tax Title Liens or Foreclosed	946.40
Other Public Safety				Balance Outstanding Dec. 31, 1988	943,494.74
PUBLIC WORKS		Public Enterprises 44,243.00		PRIOR YEARS TAXES OUTSTANDING	
Streets and Drainage	554,500.00	Recreation—Culture 630.19		Balance January 1, 1988	423,988.11
Sewers and Sewage Processing	845,000.00	Public Works 534,305.47		Collected in 1988	426,790.23
Garbage and Trash Disposal	1,620,000.00	Buildings and Grounds 295,439.40		Cancelled, Abated or Adjusted 1988	910.35
Public Buildings and Grounds	82,000.00	Library and Education		Transfers to Tax Title Liens or Foreclosed	
Other Public Works	72,500.00	Conservation		Balance December 31, 1988	1,287.43
HEALTH and WELFARE		All Other		TAX TITLE LIENS OUTSTANDING	
Health Services Except Environmental	133,547.00	CAPITAL DEBT AUTHORIZED, DECEMBER 31, 1988		Balance January 1, 1988	19,113.23
Welfare-Public Assistance	5,200.00	ISSUED AND UNISSUED GROSS DEBT NET DEBT		Transfer From Taxes	946.40
Hospitals, Clinics, First Aid		School 718,000		Redeemed in 1988	
Animal, Insect, & Rodent Control		Self-liquidating 397,134		Cancelled, Abated or Adjusted (1988)	
Other Welfare Services		Other 3,009,333		Transfers to Foreclosed Property	
RECREATION and CONSERVATION		Total 9,124,967		Balance December 31, 1988	20,059.63
Beaches and Boardwalks		ISSUED AND OUTSTANDING		PROPERTY ACQUIRED BY DEED OR FORECLOSURE	
Parks, Playgrounds, Shade Trees	18,500.00	School 718,000.00		Balance January 1, 1988	23,100.00
Land Reclamation & Conservation	62,350.00	Self-Liquidating 110,000.00		Transfers From Taxes or Liens	
Other Recreational Services	51,000.00	Other 6,017,000.00		Sale for Cash (1988)	
EDUCATION (excluding schools)		Total 6,345,000.00		Cancelled, Abated or Adjusted (1988)	
Libraries	322,300.00	EQUALIZED VALUATION BASIS FOR NET DEBT COMPUTATION 1,169,876,374		Balance December 31, 1988	23,100.00
Other Educational Services		REAL PROPERTY VALUATIONS		CURRENT FINANCES DECEMBER 31, 1988	
STATUTORY EXPENDITURES		Code Class # of Parcels % VAL'N ASSESSED VALUATION		ASSETS	
Pensions & F. I. C. A.	414,100.00	1 Vacant Land 443 3.79 50,135,700.00		Cash Dec. 31, 1988	2,930,941.30
Employee Fringe Benefits	269,000.00	2 Residential 4420 72.09 955,771,200.00		Taxes Receivable	944,782.22
Other Statutory Expenditures		3 Farm 7 .04 521,100.00		Tax Title Liens	20,059.63
CETA And Other Public Employment Programs		4a Commercial 193 15.66 207,604,200.00		Foreclosed Property	23,100.00
MUNICIPAL FUNCTIONS TOTAL 7,378,394.51		4b Industrial 29 7.50 99,459,700.00		Emergencies & Other Deferred Charges	39,893.03
CAPITAL IMPROVEMENTS *MEMO* 740,000.00		4c Apartments 5 .92 12,137,000.00		State and Federal Aid Receivable	7,910.71
DEBT SERVICE		Total 5097 1,325,728,900.00		Other Receivables	52,722.79
Principal Payments	445,000.00	Land Area 5.90 Sq. Miles		Total	4,080,415.73
Interest Payments	555,468.75	Net Valuation Taxable-Municipal 1,339,333,023		LIABILITIES, RESERVES, AND SURPLUS	
DEFERRED CHARGES 245,937.18		Net Valuation Taxable-County 1,243,315,162		Cash Liabilities	2,295,156.04
SCHOOL, COUNTY, SPECIAL DISTRICT TAXES 16,346,252.47		State Equalized Valuation 1,442,130,795		Reserves for Receivables	1,045,564.04
RESERVE FOR UNCOLLECTED TAXES 757,230.66		State Equalization Ratio 92.84		Surplus Dec. 31, 1988	739,593.05
EXPENDITURES TOTAL 26,228,333.57				Total	4,080,415.73

1432
 Population 1980 17,823
 Population 1988 19,529
 S & P Rating AA-
 Moody Rating A1

General Tax Rate Per \$100. 3.25
 State Equalized Tax Rate 1.66

RANDOLPH TOWNSHIP – MORRIS COUNTY
Form of Government:
Council-Manager Plan E (OMCL 50)
Number of Members on Governing Body – 7

PER CAPITA:
 Gross Debt 755.76
 Net Debt 522.77
 Debt Service 63.40
 Total Tax Levy 1,284.79
 Municipal Expenditures 591.95
 PER CENT:
 Gross Debt 1.23
 Net Debt .85
 Tax Levy Collected 98.56
 Tax Levy Cancelled, Abated or Adjusted .18

EXPENDITURES		REVENUES-REALIZED		1988 PROPERTY TAX	
GENERAL GOVERNMENT				STATE EQUALIZED TAX RATE 1.09	
Governing Body & Public Boards		1988 Property Taxes Collected 24,728,335.22		Local District School Taxes 16,013,091.75	
Municipal Clerk		1988 Payments in Lieu of Taxes 236,399.86		Regional & Consolidated School Tax	
Financial Administration	231,867.00	Delinquent Tax & Lien Collections 197,440.44		School Taxes in Municipal Budget	
Assessment of Taxes	109,044.00	Business Personalty Replacement Taxes 1,133,355.00		County Taxes .24 3,554,242.57	
Collection of Taxes		Taxes from Public Utilities 523,750.20		County Library Taxes	
Planning, Housing & Development	189,663.00	Federal Aid Revenues		Local Municipal Purpose Taxes .33 4,846,645.00	
Human Resources	81,079.90	State and Local Fiscal Assistance Act Utilized		Veteran & Senior Citizen Taxes 68,200.00	
Elections	8,915.00	Sale of Acquired Property		Total Taxes for Rate Computation 1.66 24,482,179.32	
General Administration (other)	1,533,233.00	Other Miscellaneous Revenues		Special District Taxes	
JUDICIARY		Total 29,541,473.71		Bank Corp. Taxes 48,413.67	
Municipal Courts	140,777.91	Prior Years Surplus Appropriated 2,500,000.00		Added and Omitted Taxes 628,277.65	
PUBLIC SAFETY		REVENUES TOTAL 32,041,473.71		Total Taxes Levied - ABSTRACT 25,090,670.64	
Fire Protection	204,132.00	Reserve For Uncollected Taxes 598,488.98		Total Taxes Billed 25,089,637.28	
Police Protection	1,890,331.99	CAPITAL OUTLAY TOTAL 676,392.64		1988 TAXES COLLECTED 24,728,335.22	
Civil Defense & Disaster Control		Public Enterprises		1988 Taxes Cancelled, Abated or Adjusted 44,671.06	
Environmental Inspection & Control	269,190.00	Recreation—Culture 107,069.44		Transfer to Tax Title Liens or Foreclosed	
Other Public Safety		Public Works 399,988.90		Balance Outstanding Dec. 31, 1988 316,631.00	
PUBLIC WORKS		Buildings and Grounds 169,334.30		PRIOR YEARS TAXES OUTSTANDING	
Streets and Drainage	975,072.00	Library and Education		Balance January 1, 1988 289,032.80	
Sewers and Sewage Processing	49,914.00	Conservation		Collected in 1988 286,399.86	
Garbage and Trash Disposal	1,873,105.00	All Other		Cancelled, Abated or Adjusted 1988 1,331.79	
Public Buildings and Grounds	155,310.00	CAPITAL DEBT AUTHORIZED, DECEMBER 31, 1988		Transfers to Tax Title Liens or Foreclosed	
Other Public Works		ISSUED AND UNISSUED GROSS DEBT NET DEBT		Balance December 31, 1988 1,301.15	
HEALTH and WELFARE		School 4,510,000		TAX TITLE LIENS OUTSTANDING	
Health Services Except Environmental	200,714.00	Self-liquidating 10,249,176 10,209,181		Balance January 1, 1988	
Welfare-Public Assistance	35,113.00	Other 14,759,176 10,209,181		Transfer From Taxes	
Hospitals, Clinics, First Aid		Total 10,974,000.00		Redeemed in 1988	
Animal, Insect, & Rodent Control	29,650.00	ISSUED AND OUTSTANDING		Cancelled, Abated or Adjusted (1988)	
Other Welfare Services		School 4,510,000.00		Transfers to Foreclosed Property	
RECREATION and CONSERVATION		Self-Liquidating 6,464,000.00		Balance December 31, 1988	
Beaches and Boardwalks	143,030.00	Other 10,974,000.00		PROPERTY ACQUIRED BY DEED OR	
Parks, Playgrounds, Shade Trees	3,512.66	EQUALIZED VALUATION BASIS		FORECLOSURE	
Land Reclamation & Conservation	443,547.00	FOR NET DEBT COMPUTATION 1,202,866,456		Balance January 1, 1988 384,400.00	
Other Recreational Services		REAL PROPERTY VALUATIONS		Transfers From Taxes or Liens	
EDUCATION (excluding schools)		Code Class # of Parcels % VAL'N ASSESSED VALUATION		Sale for Cash (1988)	
Libraries	342,041.97	1 Vacant Land 816 6.08 45,494,350.00		Cancelled, Abated or Adjusted (1988)	
Other Educational Services		2 Residential 5060 76.44 571,840,450.00		Balance December 31, 1988 384,400.00	
STATUTORY EXPENDITURES		3 Farm 36 .37 2,773,898.00		CURRENT FINANCES DECEMBER 31, 1988	
Pensions & F. I. C. A.	572,046.00	4a Commercial 163 7.81 58,414,035.00		ASSETS	
Employee Fringe Benefits		4b Industrial 27 4.54 33,976,800.00		Cash Dec. 31, 1988 3,680,317.90	
Other Statutory Expenditures		4c Apartments 6 4.75 35,554,700.00		Taxes Receivable 317,932.15	
CETA And Other Public Employment Programs		Total 6158 743,054,233.00		Tax Title Liens	
MUNICIPAL FUNCTIONS TOTAL 9,547,339.43		Land Area 20.88 Sq. Miles		Foreclosed Property 384,400.00	
CAPITAL IMPROVEMENTS *MEMO* 333,500.00		Net Valuation Taxable-Municipal 752,657,218		Emergencies & Other Deferred Charges	
DEBT SERVICE		Net Valuation Taxable-County 1,513,097,912		State and Federal Aid Receivable	
Principal Payments 822,500.00		State Equalized Valuation 1,470,513,690		Other Receivables 49,357.10	
Interest Payments 415,508.00		State Equalization Ratio 51.03		Total 4,432,007.15	
DEFERRED CHARGES 176,217.00				LIABILITIES, RESERVES, AND SURPLUS	
SCHOOL, COUNTY, SPECIAL DISTRICT TAXES 19,567,334.32				Cash Liabilities 1,041,629.37	
RESERVE FOR UNCOLLECTED TAXES 598,438.98				Reserves for Receivables 751,689.25	
EXPENDITURES TOTAL 31,127,447.73				Surplus Dec. 31, 1988 2,638,688.53	
				Total 4,432,007.15	

Population 1980 6,128
Population 1988 5,790
S & P Rating
Moody Rating A

General Tax Rate Per \$100.

1.99

State Equalized Tax Rate

2.07

RARITAN BOROUGH – SOMERSET COUNTY**Form of Government:****Borough Council****Number of Members on Governing Body – 6****PER CAPITA:**

Gross Debt 1,251.73
Net Debt 497.20
Debt Service 73.84
Total Tax Levy 1,623.90
Municipal Expenditures 719.43

PER CENT:

Gross Debt 1.36
Net Debt .74
Tax Levy Collected 97.13
Tax Levy Cancelled, Abated or Adjusted .13

EXPENDITURES		REVENUES-REALIZED		1988 PROPERTY TAX	
GENERAL GOVERNMENT				STATE EQUALIZED TAX RATE →	
Governing Body & Public Boards	11,900.00	1988 Property Taxes Collected	9,241,602.13	Local District School Taxes	
Municipal Clerk		1988 Payments in Lieu of Taxes		Regional & Consolidated School Tax 1.07	4,858,524.60
Financial Administration	59,413.86	Delinquent Tax & Lien Collections	216,863.18	School Taxes in Municipal Budget	
Assessment of Taxes	18,300.00	Business Personalty Replacement Taxes	248,033.60	County Taxes .43	1,944,251.42
Collection of Taxes	25,000.00	Taxes from Public Utilities	397,057.00	County Library Taxes	
Planning, Housing & Development	16,025.00	Other Miscellaneous Tax Revenues		Local Municipal Purpose Taxes .57	2,583,874.98
Human Resources	15,559.14	State Aid Revenues	93,364.55	Veteran & Senior Citizen Taxes	111,750.00
Elections	1,850.00	Federal Aid Revenues		Total Taxes for Rate Computation 2.07	9,498,401.00
General Administration (other)	375,550.00	State and Local Fiscal Assistance Act Utilized		Special District Taxes	
JUDICIARY		Sale of Acquired Property		Bank Corp. Taxes	13,714.34
Municipal Courts	43,173.55	Other Miscellaneous Revenues	568,253.23	Added and Omitted Taxes	2,030.64
PUBLIC SAFETY		Total	10,765,173.84	Total Taxes Levied - ABSTRACT	9,402,402.48
Fire Protection	77,920.64	Prior Years Surplus Appropriated	350,000.00	Total Taxes Billed	9,514,219.33
Police Protection	704,962.16	REVENUES TOTAL	11,115,173.84	1988 TAXES COLLECTED	9,241,602.13
Civil Defense & Disaster Control	50.00	Reserve For Uncollected Taxes	373,000.00	1988 Taxes Cancelled, Abated or Adjusted	12,362.16
Environmental Inspection & Control	26,425.00	CAPITAL OUTLAY TOTAL	232,131.41	Transfer to Tax Title Liens or Foreclosed	435.31
Other Public Safety				Balance Outstanding Dec. 31, 1988	259,319.73
PUBLIC WORKS				PRIOR YEARS TAXES OUTSTANDING	
Streets and Drainage	193,500.00	Public Enterprises		Balance January 1, 1988	267,594.88
Sewers and Sewage Processing	626,700.00	Recreation—Culture	1,640.97	Collected in 1988	152,479.75
Garbage and Trash Disposal	546,000.00	Public Works	212,329.01	Cancelled, Abated or Adjusted 1988	
Public Buildings and Grounds	31,600.00	Buildings and Grounds	16,982.01	Transfers to Tax Title Liens or Foreclosed	
Other Public Works	39,900.00	Library and Education	1,179.42	Balance December 31, 1988	115,115.13
HEALTH and WELFARE		Conservation		TAX TITLE LIENS OUTSTANDING	
Health Services Except Environmental	30,850.00	All Other		Balance January 1, 1988	67,375.28
Welfare-Public Assistance	6,500.00	CAPITAL DEBT AUTHORIZED, DECEMBER 31, 1988		Transfer From Taxes	435.31
Hospitals, Clinics, First Aid		ISSUED AND UNISSUED GROSS DEBT NET DEBT		Redeemed in 1988	64,383.43
Animal, Insect, & Rodent Control	4,700.00	School 4,326,684		Cancelled, Abated or Adjusted (1988)	
Other Welfare Services		Self-liquidating		Transfers to Foreclosed Property	
RECREATION and CONSERVATION		Other 2,921,126	2,378,792	Balance December 31, 1988	3,427.66
Beaches and Boardwalks		Total 7,247,810	2,378,792	PROPERTY ACQUIRED BY DEED OR FORECLOSURE	
Parks, Playgrounds, Shade Trees	37,500.00			Balance January 1, 1988	4,855.00
Land Reclamation & Conservation	200.00			Transfers From Taxes or Liens	
Other Recreational Services	6,000.00	ISSUED AND OUTSTANDING		Sole for Cash (1988)	
EDUCATION (excluding schools)		School 265,151.84		Cancelled, Abated or Adjusted (1988)	
Libraries	83,421.00	Self-Liquidating		Balance December 31, 1988	4,355.00
Other Educational Services		Other 2,920,751.25		CURRENT FINANCES DECEMBER 31, 1988	
STATUTORY EXPENDITURES		Total 3,135,903.09		ASSETS	
Pensions & F. I. C. A.	205,213.00	EQUALIZED VALUATION BASIS		Cash Dec. 31, 1988	1,166,232.59
Employee Fringe Benefits	105,767.00	FOR NET DEBT COMPUTATION	390,264,686	Taxes Receivable	374,934.36
Other Statutory Expenditures		REAL PROPERTY VALUATIONS		Tax Title Liens	3,427.66
CETA And Other Public Employment Programs		Code Class # of Parcels % VAL'N ASSESSED VALUATION		Foreclosed Property	4,355.00
MUNICIPAL FUNCTIONS		1 Vacant Land 99 1.69 7,970,200.00		Emergencies & Other Deferred Charges	48,000.00
CAPITAL IMPROVEMENTS *MEMO*	45,000.00	2 Residential 1642 53.79 253,639,527.00		State and Federal Aid Receivable	57,729.74
DEBT SERVICE		3 Farm 1 .13 610,200.00		Other Receivables	71,202.08
Principal Payments	261,780.98	4a Commercial 147 13.36 62,985,500.00		Total	1,726,381.93
Interest Payments	165,742.02	4b Industrial 14 30.95 145,947,600.00		LIABILITIES, RESERVES, AND SURPLUS	
		4c Apartments 1 .08 364,700.00		Cash Liabilities	621,620.35
		Total 1904 471,517,727.00		Reserves for Receivables	454,419.60
DEFERRED CHARGES		Land Area 2.00 Sq. Miles		Surplus Dec. 31, 1988	650,341.98
SCHOOL, COUNTY, SPECIAL DISTRICT TAXES	6,802,776.02	Net Valuation Taxable-Municipal	473,480,992	Total	1,726,381.93
RESERVE FOR UNCOLLECTED TAXES	373,000.00	Net Valuation Taxable-County	410,228,204		
EXPENDITURES TOTAL	10,968,284.37	State Equalized Valuation	454,680,841		
		State Equalization Ratio	104.19		

Population 1980 8,292
 Population 1988 13,663
 S & P Rating
 Maady Rating A

General Tax Rate Per \$100. 1.72
 State Equalized Tax Rate 1.77

RARITAN TOWNSHIP - HUNTERDON CO.

Form of Government:

Township Committee

Number of Members on Governing Body - 5

PER CAPITA:
 Gross Debt 1,223.98
 Net Debt 360.33
 Debt Service 56.91
 Total Tax Levy 1,576.72
 Municipal Expenditures 597.58

PER CENT:
 Gross Debt 1.85
 Net Debt .54
 Tax Levy Collected 95.51
 Tax Levy Cancelled, Abated or Adjusted .62

EXPENDITURES		REVENUES-REALIZED		1988 PROPERTY TAX	
GENERAL GOVERNMENT		1988 Property Taxes Collected		STATE EQUALIZED TAX RATE	
Governing Body & Public Boards			20,550,664.87	Local District School Taxes	
Municipal Clerk		1988 Payments in Lieu of Taxes		Regional & Consolidated School Tax	.95
Financial Administration	83,412.25	Delinquent Tax & Lien Collections	540,513.37	School Taxes in Municipal Budget	
Assessment of Taxes	116,490.00	Business Personalty Replacement Taxes	318,030.64	County Taxes	.39
Collection of Taxes	52,250.00	Taxes from Public Utilities	1,241,629.00	County Library Taxes	.02
Planning, Housing & Development	206,634.72	Other Miscellaneous Tax Revenues		Local Municipal Purpose Taxes	.41
Human Resources	49,301.00	State Aid Revenues	35,049.39	Veteran & Senior Citizen Taxes	
Elections	3,500.00	Federal Aid Revenues		Total Taxes for Rate Computation	1.77
General Administration (other)	563,572.12	State and Local Fiscal Assistance Act Utilized		Special District Taxes	
JUDICIARY		Sale of Acquired Property		Bank Corp. Taxes	
Municipal Courts	85,032.00	Other Miscellaneous Revenues	828,608.66	Added and Omitted Taxes	
PUBLIC SAFETY		Total	23,564,495.93	Total Taxes Levied - ABSTRACT	128,531.72
Fire Protection	126,873.75	Prior Years Surplus Appropriated	1,150,000.00	Total Taxes Billed	1,110,384.33
Police Protection	971,114.15	REVENUES	24,714,495.93	1988 TAXES COLLECTED	21,550,655.32
Civil Defense & Disaster Control	5,800.00	Reserve For Uncollected Taxes	1,123,680.90	1988 Taxes Cancelled, Abated or Adjusted	21,517,125.15
Environmental Inspection & Control	199,578.04	CAPITAL OUTLAY	2,754,310.37	Transfer to Tax Title Liens or Foreclosed	20,550,664.87
Other Public Safety		Total		Balance Outstanding Dec. 31, 1988	133,894.59
PUBLIC WORKS				PRIOR YEARS TAXES OUTSTANDING	
Streets and Drainage	2,537,267.86	Public Enterprises		Balance January 1, 1988	653,302.42
Sewers and Sewage Processing	1,373.53	Recreation—Culture		Collected in 1988	540,513.37
Garbage and Trash Disposal	135,001.42	Public Works	2,346,346.63	Cancelled, Abated or Adjusted 1988	76,403.16
Public Buildings and Grounds	128,023.76	Buildings and Grounds	332,463.69	Transfers to Tax Title Liens or Foreclosed	
Other Public Works		Library and Education		Balance December 31, 1988	36,385.89
HEALTH and WELFARE		Conservation	75,000.00	TAX TITLE LIENS OUTSTANDING	
Health Services Except Environmental	34,935.00	All Other		Balance January 1, 1988	31,451.51
Welfare-Public Assistance	15,620.00	CAPITAL DEBT AUTHORIZED, DECEMBER 31, 1988		Transfer From Taxes	
Hospitals, Clinics, First Aid		ISSUED AND UNISSUED		Redeemed in 1988	
Animal, Insect, & Rodent Control		School	11,804,318	Cancelled, Abated or Adjusted (1988)	
Other Welfare Services		Self-liquidating		Transfers to Foreclosed Property	
RECREATION and CONSERVATION		Other	4,925,000	Balance December 31, 1988	31,451.51
Beaches and Boardwalks		Total	16,729,318	PROPERTY ACQUIRED BY DEED OR	
Parks, Playgrounds, Shade Trees		ISSUED AND OUTSTANDING		FORECLOSURE	
Land Reclamation & Conservation	1,675.00	School	8,926,664.55	Balance January 1, 1988	
Other Recreational Services	25,932.00	Self-Liquidating		Transfers From Taxes or Liens	
EDUCATION (excluding schools)		Other	680,000.00	Sale for Cash (1988)	
Libraries		Total	9,606,664.55	Cancelled, Abated or Adjusted (1988)	
Other Educational Services	2,300.00	EQUALIZED VALUATION BASIS		Balance December 31, 1988	
STATUTORY EXPENDITURES		FOR NET DEBT COMPUTATION	904,412,191	CURRENT FINANCES DECEMBER 31, 1988	
Pensions & F. I. C. A.	289,519.54	REAL PROPERTY VALUATIONS		ASSETS	
Employee Fringe Benefits	193,304.00	Code Class # of Parcels % VAL'N		Cash Dec. 31, 1988	4,424,541.00
Other Statutory Expenditures	12,000.00	1 Vacant Land 1208 7.37	87,105,000.00	Taxes Receivable	868,951.58
CETA And Other Public Employment Programs		2 Residential 4425 69.40	320,602,400.00	Tax Title Liens	31,451.51
MUNICIPAL FUNCTIONS TOTAL	5,890,515.19	3 Farm 550 4.27	50,482,320.00	Foreclosed Property	
CAPITAL IMPROVEMENTS *MEMO*	647,398.01	4a Commercial 164 11.94	141,131,200.00	Emergencies & Other Deferred Charges	222,297.08
DEBT SERVICE		4b Industrial 24 7.02	33,031,800.00	State and Federal Aid Receivable	21,449.14
Principal Payments	306,090.00	4c Apartments		Other Receivables	29,558.18
Interest Payments	471,744.53	Total	6371	Total	5,598,248.49
DEFERRED CHARGES	375,645.89	Land Area 38.60 Sq. Miles		LIABILITIES, RESERVES, AND SURPLUS	
SCHOOL, COUNTY, SPECIAL DISTRICT TAXES	15,605,039.32	Net Valuation Taxable-Municipal	1,186,438,420	Cash Liabilities	2,577,055.76
RESERVE FOR UNCOLLECTED TAXES	1,123,680.90	Net Valuation Taxable-County	1,005,667,029	Reserves for Receivables	929,961.27
EXPENDITURES TOTAL	23,772,715.88	State Equalized Valuation	1,153,786,906	Surplus Dec. 31, 1988	2,091,231.46
		State Equalization Ratio	102.84	Total	5,598,248.49

Population 1980 10,855
Population 1988 12,549
S & P Rating
Moody Rating

General Tax Rate Per \$100.

3.07

State Equalized Tax Rate

1.45

READINGTON TWP. - HUNTERDON CO.

Form of Government:

Township Committee

Number of Members on Governing Body - 5

PER CAPITA.

Gross Debt 559.29
Net Debt 534.83
Debt Service 31.49
Total Tax Levy 1,313.80
Municipal Expenditures 387.95

PER CENT.

Gross Debt .83
Net Debt .79
Tax Levy Collected 96.48
Tax Levy Cancelled, Abated or Adjusted .21

EXPENDITURES		REVENUES-REALIZED		1988 PROPERTY TAX	
GENERAL GOVERNMENT				STATE EQUALIZED TAX RATE	
Governing Body & Public Boards		1988 Property Taxes Collected	15,892,808.67	Local District School Taxes .51	5,552,040.00
Municipal Clerk		1988 Payments in Lieu of Taxes		Regional & Consolidated School Tax .39	4,192,527.23
Financial Administration	67,035.30	Delinquent Tax & Lien Collections	438,249.45	School Taxes in Municipal Budget	
Assessment of Taxes	57,930.00	Business Personalty Replacement Taxes	109,471.92	County Taxes .38	4,167,393.55
Collection of Taxes	66,500.00	Taxes from Public Utilities	1,034,164.00	County Library Taxes .02	203,414.54
Planning, Housing & Development	99,239.29	Other Miscellaneous Tax Revenues		Local Municipal Purpose Taxes .15	1,681,121.46
Human Resources	54,275.21	State Aid Revenues	34,776.66	Veteran & Senior Citizen Taxes	79,200.00
Elections	3,830.00	Federal Aid Revenues		Total Taxes for Rate Computation 1.45	15,331,201.78
General Administration (other)	649,612.90	State and Local Fiscal Assistance Act Utilized	2,020.77	Special District Taxes	
JUDICIARY		Sale of Acquired Property		Bank Corp. Taxes	26,229.13
Municipal Courts	63,600.00	Other Miscellaneous Revenues	620,915.93	Added and Omitted Taxes	656,592.30
PUBLIC SAFETY		Total	18,232,407.45	Total Taxes Levied - ABSTRACT	16,486,723.26
Fire Protection	150,291.20	Prior Years Surplus Appropriated	865,992.00	Total Taxes Billed	16,472,708.97
Police Protection	783,990.00	REVENUES TOTAL	19,098,399.45	1988 TAXES COLLECTED	15,892,808.67
Civil Defense & Disaster Control		Reserve For Uncollected Taxes	635,644.36	1988 Taxes Cancelled, Abated or Adjusted	35,132.59
Environmental Inspection & Control	242,249.00	CAPITAL OUTLAY TOTAL	707,376.32	Transfer to Tax Title Liens or Foreclosed	2,452.93
Other Public Safety				Balance Outstanding Dec. 31, 1988	542,314.73
PUBLIC WORKS				PRIOR YEARS TAXES OUTSTANDING	
Streets and Drainage	906,995.77	Public Enterprises		Balance January 1, 1988	474,553.56
Sewers and Sewage Processing	76,640.00	Recreation—Culture	20,187.45	Collected in 1988	468,112.48
Garbage and Trash Disposal		Public Works	72,287.74	Cancelled, Abated or Adjusted 1988	5,309.92
Public Buildings and Grounds	63,831.00	Buildings and Grounds	674,901.13	Transfers to Tax Title Liens or Foreclosed	1,135.16
Other Public Works	20,000.00	Library and Education		Balance December 31, 1988	
HEALTH and WELFARE		Conservation		TAX TITLE LIENS OUTSTANDING	
Health Services Except Environmental	10,400.00	All Other		Balance January 1, 1988	32,903.29
Welfare-Public Assistance	39,062.00	CAPITAL DEBT AUTHORIZED, DECEMBER 31, 1988		Transfer From Taxes	3,720.75
Hospitals, Clinics, First Aid		ISSUED AND UNISSUED		Redeemed in 1988	20,136.97
Animal, Insect, & Rodent Control		School	306,243	Cancelled, Abated or Adjusted (1988)	59.14
Other Welfare Services		Self-liquidating		Transfers to Foreclosed Property	
RECREATION and CONSERVATION		Other	6,712,240	Balance December 31, 1988	16,427.93
Beaches and Boardwalks		Total	7,018,483	PROPERTY ACQUIRED BY DEED OR	
Parks, Playgrounds, Shade Trees	63,730.00			FORECLOSURE	
Land Reclamation & Conservation	2,130.00	ISSUED AND OUTSTANDING		Balance January 1, 1988	22,650.00
Other Recreational Services	7,437.00	School	306,243.23	Transfers From Taxes or Liens	
EDUCATION (excluding schools)		Self-Liquidating		Sale for Cash (1988)	
Libraries	26,130.00	Other	4,735,700.00	Cancelled Abated or Adjusted (1988)	
Other Educational Services	3,000.00	Total	5,091,943.23	Balance December 31, 1988	22,650.00
STATUTORY EXPENDITURES		EQUALIZED VALUATION BASIS		CURRENT FINANCES DECEMBER 31, 1988	
Pensions & F. I. C. A.	223,397.50	FOR NET DEBT COMPUTATION	847,319,073	ASSETS	
Employee Fringe Benefits	115,473.00	REAL PROPERTY VALUATIONS		Cash Dec. 31, 1988	1,935,330.56
Other Statutory Expenditures	6,000.00	Code Class # of Parcels % VAL'N		Taxes Receivable	542,314.78
CETA And Other Public Employment Programs		1 Vacant Land 520 3.48	17,351,315.00	Tax Title Liens	16,427.93
MUNICIPAL FUNCTIONS TOTAL	3,806,859.67	2 Residential 3341 78.03	400,534,200.00	Foreclosed Property	22,650.00
CAPITAL IMPROVEMENTS *MEMO*	131,000.00	3 Farm 761 6.89	35,349,660.00	Emergencies & Other Deferred Charges	203,755.79
DEBT SERVICE		4a Commercial 182 10.25	52,603,868.00	State and Federal Aid Receivable	27,960.68
Principal Payments	200,125.00	4b Industrial 7 1.35	6,942,400.00	Other Receivables	251,707.71
Interest Payments	195,050.94	4c Apartments		Total	3,050,153.45
DEFERRED CHARGES	60,802.53	Total 5371	513,231,444.00	LIABILITIES, RESERVES, AND SURPLUS	
SCHOOL, COUNTY, SPECIAL DISTRICT TAXES	14,120,830.32	Land Area 47.65 Sq. Miles		Cash Liabilities	1,523,361.31
RESERVE FOR UNCOLLECTED TAXES	605,644.86	Net Valuation Taxable-Municipal	515,179,592	Reserves for Receivables	333,100.42
EXPENDITURES TOTAL	18,989,373.32	Net Valuation Taxable-County	931,729,431	Surplus Dec. 31, 1988	693,691.72
		State Equalized Valuation	1,085,685,031	Total	3,050,153.45
		State Equalization Ratio	47.36		

1340

Population 1980 12,031
Population 1988 11,407S & P Rating
Moody Rating A1

General Tax Rate Per \$100.

3.78

State Equalized Tax Rate

1.98

RED BANK BOROUGH - MONMOUTH CO.

Form of Government:

Borough Council

Number of Members on Governing Body - 6

PER CAPITA:

Gross Debt 1,261.24
Net Debt 603.53
Debt Service 70.96
Total Tax Levy 1,257.59
Municipal Expenditures 701.70

PER CENT:

Gross Debt 2.46
Net Debt 1.18
Tax Levy Collected 93.44
Tax Levy Cancelled, Abated or Adjusted .01

EXPENDITURES		REVENUES-REALIZED		1988 PROPERTY TAX	
GENERAL GOVERNMENT				STATE EQUALIZED TAX RATE	
Governing Body & Public Boards		1988 Property Taxes Collected	13,350,650.82	Local District School Taxes	4,982,016.00
Municipal Clerk		1988 Payments in Lieu of Taxes	26,000.00	Regional & Consolidated School Tax	3,397,401.55
Financial Administration	109,250.00	Delinquent Tax & Lien Collections	652,314.87	School Taxes in Municipal Budget	
Assessment of Taxes	50,500.00	Business Personalty Replacement Taxes	327,193.32	County Taxes	2,711,717.72
Collection of Taxes	20,250.00	Taxes from Public Utilities	1,617,826.00	County Library Taxes	
Planning, Housing & Development	44,270.00	Other Miscellaneous Tax Revenues	70,800.06	Local Municipal Purpose Taxes	3,132,986.32
Human Resources	33,312.00	State Aid Revenues	206,918.96	Veteran & Senior Citizen Taxes	86,250.00
Elections	2,100.00	Federal Aid Revenues		Total Taxes for Rate Computation	14,310,371.59
General Administration (other)	588,520.00	State and Local Fiscal Assistance Act Utilized		Special District Taxes	
JUDICIARY		Sale of Acquired Property		Bank Corp. Taxes	57,028.90
Municipal Courts	106,762.00	Other Miscellaneous Revenues	1,075,072.33	Added and Omitted Taxes	64,220.63
PUBLIC SAFETY		Total	17,326,776.36	Total Taxes Levied - ABSTRACT	14,345,371.12
Fire Protection	165,302.63	Prior Years Surplus Appropriated	940,000.00	Total Taxes Billed	14,288,342.22
Police Protection	1,740,801.44	REVENUES	18,266,776.36	1988 TAXES COLLECTED	13,350,650.82
Civil Defense & Disaster Control	200.00	Reserve For Uncollected Taxes	1,155,373.92	1988 Taxes Cancelled, Abated or Adjusted	1,900.58
Environmental Inspection & Control	233,230.00	CAPITAL OUTLAY	811,727.69	Transfer to Tax Title Liens or Foreclosed	
Other Public Safety		Total		Balance Outstanding Dec. 31, 1988	935,790.82
PUBLIC WORKS		Public Enterprises	487,547.91	PRIOR YEARS TAXES OUTSTANDING	
Streets and Drainage	536,019.00	Recreation—Culture	6,097.17	Balance January 1, 1988	586,015.72
Sewers and Sewage Processing	390,333.73	Public Works	82,898.70	Collected in 1988	547,701.84
Gorbage and Trash Disposal		Buildings and Grounds	235,183.91	Cancelled, Abated or Adjusted 1988	6,920.00
Public Buildings and Grounds	83,375.00	Library and Education		Transfers to Tax Title Liens or Foreclosed	24,328.32
Other Public Works		Conservation		Balance December 31, 1988	7,065.56
HEALTH and WELFARE		All Other		TAX TITLE LIENS OUTSTANDING	
Health Services Except Environmental	144,318.00	CAPITAL DEBT AUTHORIZED, DECEMBER 31, 1988		Balance January 1, 1988	146,489.68
Welfare-Public Assistance	37,103.00	ISSUED AND UNISSUED		Transfer From Taxes	24,328.32
Hospitals, Clinics, First Aid		SCHOOL	4,163,059	Redeemed in 1988	104,613.03
Animal, Insect, & Rodent Control		Self-liquidating	3,914,463	Cancelled, Abated or Adjusted (1988)	21,614.91
Other Welfare Services		Other	6,309,472	Transfers to Foreclosed Property	
RECREATION and CONSERVATION		Total	14,386,995	Balance December 31, 1988	44,590.06
Beaches and Boardwalks		ISSUED AND OUTSTANDING		PROPERTY ACQUIRED BY DEED OR	
Parks, Playgrounds, Shade Trees	86,325.00	SCHOOL	4,163,059.29	FORECLOSURE	
Land Reclamation & Conservation	209,415.00	Self-liquidating	3,037,063.68	Balance January 1, 1988	230,200.00
Other Recreational Services	60,750.00	Other	5,693,922.52	Transfers From Taxes or Liens	
EDUCATION (excluding schools)		Total	12,944,045.49	Sole for Cash (1988)	
Libraries	269,800.00	EQUALIZED VALUATION BASIS		Cancelled, Abated or Adjusted (1988)	
Other Educational Services		FOR NET DEBT COMPUTATION	585,890,053	Balance December 31, 1988	230,200.00
STATUTORY EXPENDITURES		REAL PROPERTY VALUATIONS		CURRENT FINANCES DECEMBER 31, 1988	
Pensions & F. I. C. A.	557,569.47	Code Class # of Parcels % VAL'N		ASSETS	
Employee Fringe Benefits	383,395.00	1 Vacant Land 229 1.14	4,193,400.00	Cash Dec. 31, 1988	1,117,752.35
Other Statutory Expenditures		2 Residential 3139 56.46	207,638,400.00	Taxes Receivable	942,856.38
CETA And Other Public Employment Programs	5,857,926.32	3 Farm		Tax Title Liens	44,590.06
MUNICIPAL FUNCTIONS TOTAL	50,000.00	4a Commercial 467 30.03	110,425,000.00	Foreclosed Property	230,200.00
CAPITAL IMPROVEMENTS *MEMO*		4b Industrial 68 2.36	10,506,800.00	Emergencies & Other Deferred Charges	258,400.00
DEBT SERVICE		4c Apartments 24 9.51	34,980,100.00	State and Federal Aid Receivable	12,483.06
Principal Payments	516,327.43	Total	367,743,700.00	Other Receivables	164,790.55
Interest Payments	293,132.71	Land Area 1.75 Sq. Miles		Total	2,771,072.40
DEFERRED CHARGES	181,478.39	Net Valuation Taxable-Municipal	376,562,360	LIABILITIES, RESERVES, AND SURPLUS	
SCHOOL, COUNTY, SPECIAL DISTRICT TAXES	11,091,135.27	Net Valuation Taxable-County	649,349,303	Cash Liabilities	331,340.90
RESERVE FOR UNCOLLECTED TAXES	1,155,373.92	State Equalized Valuation	710,194,259	Reserves for Receivables	1,382,436.99
EXPENDITURES TOTAL	19,095,374.09	State Equalization Ratio	52.44	Surplus Dec. 31, 1988	1,057,294.51
				Total	2,771,072.40

0249
 Population 1980 10,294
 Population 1988 9,665
 S & P Rating
 Moody Rating A
 General Tax Rate Per \$100. .97
 State Equalized Tax Rate .84

RIDGEFIELD BOROUGH - BERGEN COUNTY
Form of Government:
Borough Council
Number of Members on Governing Body - 6

PER CAPITA:
 Gross Debt 275.43
 Net Debt 223.58
 Debt Service 35.63
 Total Tax Levy 744.10
 Municipal Expenditures 360.21
 PER CENT:
 Gross Debt .36
 Net Debt .30
 Tax Levy Collected 96.78
 Tax Levy Cancelled, Abated or Adjusted

EXPENDITURES		REVENUES-REALIZED		1988 PROPERTY TAX	
GENERAL GOVERNMENT				STATE EQUALIZED TAX RATE → .50	
Governing Body & Public Boards		1988 Property Taxes Collected	5,835,621.30	Local District School Taxes	5,092,702.00
Municipal Clerk		1988 Payments in Lieu of Taxes		Regional & Consolidated School Tax	
Financial Administration		Delinquent Tax & Lien Collections	74,699.79	School Taxes in Municipal Budget	
Assessment of Taxes	10,850.00	Business Personalty Replacement Taxes	213,105.30	County Taxes	2,000,775.45
Collection of Taxes	66,900.00	Taxes from Public Utilities	5,417,771.00	County Library Taxes	
Planning, Housing & Development	47,900.00	Other Miscellaneous Tax Revenues		Local Municipal Purpose Taxes	
Human Resources		State Aid Revenues	663,958.00	Veteran & Senior Citizen Taxes	107,200.00
Elections		Federal Aid Revenues		Total Taxes for Rate Computation	7,200,677.45
General Administration (other)	1,138,266.18	State and Local Fiscal Assistance Act Utilized	979.00	Special District Taxes	
JUDICIARY		Sale of Acquired Property		Bank Corp. Taxes	78,036.70
Municipal Courts	92,300.00	Other Miscellaneous Revenues	816,100.07	Added and Omitted Taxes	20,253.39
PUBLIC SAFETY		Total	15,077,235.46	Total Taxes Levied - ABSTRACT	7,191,767.54
Fire Protection	237,346.03	Prior Years Surplus Appropriated	200,000.00	Total Taxes Billed	7,114,532.09
Police Protection	1,531,300.00	REVENUES TOTAL	15,277,235.46	1988 TAXES COLLECTED	6,835,621.80
Civil Defense & Disaster Control	13,700.00	Reserve For Uncollected Taxes	240,450.00	1988 Taxes Cancelled, Abated or Adjusted	
Environmental Inspection & Control	44,700.00	CAPITAL OUTLAY TOTAL	236,964.13	Transfer to Tax Title Liens or Foreclosed	
Other Public Safety				Balance Outstanding Dec. 31, 1988	223,910.29
PUBLIC WORKS				PRIOR YEARS TAXES OUTSTANDING	
Streets and Drainage	913,800.00	Public Enterprises	16,011.00	Balance January 1, 1988	140,045.90
Sewers and Sewage Processing	491,254.28	Recreation—Culture		Collected in 1988	74,699.79
Garbage and Trash Disposal	956,000.00	Public Works	157,993.13	Cancelled, Abated or Adjusted 1988	
Public Buildings and Grounds	68,100.00	Buildings and Grounds	112,960.00	Transfers to Tax Title Liens or Foreclosed	
Other Public Works	43,300.00	Library and Education		Balance December 31, 1988	65,346.11
HEALTH and WELFARE		Conservation		TAX TITLE LIENS OUTSTANDING	
Health Services Except Environmental	82,900.00	All Other		Balance January 1, 1988	
Welfare-Public Assistance	62,800.00	CAPITAL DEBT AUTHORIZED, DECEMBER 31, 1988		Transfer From Taxes	
Hospitals, Clinics, First Aid		ISSUED AND UNISSUED		Redeemed in 1988	
Animal, Insect, & Rodent Control	6,200.00	School	174,000	Cancelled, Abated or Adjusted (1988)	
Other Welfare Services		Self-liquidating	390,500	Transfers to Foreclosed Property	
RECREATION and CONSERVATION		Other	2,097,500	Balance December 31, 1988	
Beaches and Boardwalks		Total	2,662,000	PROPERTY ACQUIRED BY DEED OR FORECLOSURE	
Parks, Playgrounds, Shade Trees	109,000.00	ISSUED AND OUTSTANDING		Balance January 1, 1988	103,685.00
Land Reclamation & Conservation	47,200.00	School	174,000.00	Transfers From Taxes or Liens	
Other Recreational Services	10,000.00	Self-Liquidating	343,000.00	Sale for Cash (1988)	
EDUCATION (excluding schools)		Other	1,830,000.00	Cancelled, Abated or Adjusted (1988)	
Libraries	249,550.00	Total	2,397,000.00	Balance December 31, 1988	103,635.00
Other Educational Services	784,929.00	EQUALIZED VALUATION BASIS		CURRENT FINANCES DECEMBER 31, 1988	
STATUTORY EXPENDITURES		FOR NET DEBT COMPUTATION	747,507,473	ASSETS	
Pensions & F. I. C. A.	434,979.54	REAL PROPERTY VALUATIONS		Cash Dec. 31, 1988	1,106,655.34
Employee Fringe Benefits	258,300.00	Code Class # of Parcels % VAL'N		Taxes Receivable	294,256.40
Other Statutory Expenditures	5,000.00	1 Vacant Land 121 2.20	16,074,900.00	Tax Title Liens	
CETA And Other Public Employment Programs		2 Residential 2475 66.86	483,088,900.00	Foreclosed Property	103,685.00
MUNICIPAL FUNCTIONS		3 Farm		Emergencies & Other Deferred Charges	169,397.23
CAPITAL IMPROVEMENTS *MEMO*	192,500.00	4a Commercial 162 8.86	64,713,200.00	State and Federal Aid Receivable	11,307.11
DEBT SERVICE		4b Industrial 93 18.53	135,288,600.00	Other Receivables	161,446.60
Principal Payments	100,000.00	4c Apartments 15 3.55	25,881,000.00	Total	1,851,747.68
Interest Payments	244,332.50	Total 2866	730,051,600.00	LIABILITIES, RESERVES, AND SURPLUS	
DEFERRED CHARGES		Land Area 2.60 Sq. Miles		Cash Liabilities	801,729.38
SCHOOL, COUNTY, SPECIAL DISTRICT TAXES	20,600.00	Net Valuation Taxable-Municipal	731,368,938	Reserves for Receivables	564,388.00
RESERVE FOR UNCOLLECTED TAXES	240,450.00	Net Valuation Taxable-County	789,555,814	Surplus Dec. 31, 1988	485,630.30
EXPENDITURES TOTAL	15,407,434.98	State Equalized Valuation	842,293,723	Total	1,851,747.68
		State Equalization Ratio	86.81		

0250

Population 1980 12,733
 Population 1988 11,979
 S & P Rating
 Moody Rating A1

General Tax Rate Per \$100.

3.02

State Equalized Tax Rate

1.65

RIDGEFIELD PARK VILLAGE - BERGEN CO.**Form of Government:****Commission (1911)****Number of Members on Governing Body - 5****PER CAPITA:**

Gross Debt 297.08
 Net Debt 51.24
 Debt Service
 Total Tax Levy 1,024.23
 Municipal Expenditures 605.84

PER CENT:

Gross Debt .59
 Net Debt .10
 Tax Levy Collected 97.26
 Tax Levy Cancelled, Abated or Adjusted .47

EXPENDITURES		REVENUES-REALIZED		1988 PROPERTY TAX	
GENERAL GOVERNMENT				STATE EQUALIZED TAX RATE .90	
Governing Body & Public Boards	25,500.00	1988 Property Taxes Collected	11,944,289.90	Local District School Taxes	6,574,905.69
Municipal Clerk	66,032.72	1988 Payments in Lieu of Taxes		Regional & Consolidated School Tax	
Financial Administration	25,500.00	Delinquent Tax & Lien Collections	321,007.37	School Taxes in Municipal Budget	
Assessment of Taxes	64,062.39	Business Personalty Replacement Taxes	211,833.36	County Taxes	1,590,204.55
Collection of Taxes	33,945.35	Taxes from Public Utilities	670,462.00	County Library Taxes	
Planning, Housing & Development	25,177.00	Other Miscellaneous Tax Revenues		Local Municipal Purpose Taxes	3,925,150.00
Human Resources	64,809.00	State Aid Revenues	197,326.70	Veteran & Senior Citizen Taxes	104,800.00
Elections	9,893.22	Federal Aid Revenues		Total Taxes for Rate Computation	12,195,060.24
General Administration (other)	583,702.92	State and Local Fiscal Assistance Act Utilized	1,665.85	Special District Taxes	
JUDICIARY		Sale of Acquired Property		Bank Corp. Taxes	17,373.92
Municipal Courts	106,312.18	Other Miscellaneous Revenues	859,736.34	Added and Omitted Taxes	161,569.21
PUBLIC SAFETY		Total	14,206,371.52	Total Taxes Levied - ABSTRACT	12,269,203.37
Fire Protection	266,024.87	Prior Years Surplus Appropriated	1,300,000.00	Total Taxes Billed	12,280,385.93
Police Protection	1,394,994.69	REVENUES TOTAL	15,506,371.52	1988 TAXES COLLECTED	11,944,289.90
Civil Defense & Disaster Control	6,600.00	Reserve For Uncollected Taxes	760,176.00	1988 Taxes Cancelled, Abated or Adjusted	57,316.76
Environmental Inspection & Control	147,983.25	CAPITAL OUTLAY TOTAL	525,266.07	Transfer to Tax Title Liens or Foreclosed	271.80
Other Public Safety				Balance Outstanding Dec. 31, 1988	278,507.47
PUBLIC WORKS				PRIOR YEARS TAXES OUTSTANDING	
Streets and Drainage	314,828.00	Public Enterprises	66,837.07	Balance January 1, 1988	319,143.11
Sewers and Sewage Processing	476,025.49	Recreation—Culture	165,337.82	Collected in 1988	316,087.55
Garbage and Trash Disposal	991,555.00	Public Works	113,138.58	Cancelled, Abated or Adjusted 1988	1,955.56
Public Buildings and Grounds	505,834.00	Buildings and Grounds	179,952.60	Transfers to Tax Title Liens or Foreclosed	
Other Public Works		Library and Education		Balance December 31, 1988	1,100.00
HEALTH and WELFARE		Conservation		TAX TITLE LIENS OUTSTANDING	
Health Services Except Environmental	70,994.00	All Other		Balance January 1, 1988	8,986.68
Welfare-Public Assistance	19,551.00	CAPITAL DEBT AUTHORIZED, DECEMBER 31, 1988		Transfer From Taxes	271.80
Hospitals, Clinics, First Aid		ISSUED AND UNISSUED		Redeemed in 1988	4,919.82
Animal, Insect, & Rodent Control	7,643.00	GROSS DEBT		Cancelled, Abated or Adjusted (1988)	
Other Welfare Services		School	2,945,000	Transfers to Foreclosed Property	
RECREATION and CONSERVATION		Self-liquidating	266,500	Balance December 31, 1988	4,338.66
Beaches and Boardwalks		Other	347,274	PROPERTY ACQUIRED BY DEED OR	
Parks, Playgrounds, Shade Trees	155,770.00	Total	3,558,774	FORECLOSURE	
Land Reclamation & Conservation	33,033.86	ISSUED AND OUTSTANDING		Balance January 1, 1988	69,840.00
Other Recreational Services	79,546.03	School	595,000.00	Transfers From Taxes or Liens	
EDUCATION (excluding schools)		Self-Liquidating	200,000.00	Sale for Cash (1988)	
Libraries	165,573.00	Other		Cancelled, Abated or Adjusted (1988)	
Other Educational Services		Total	795,000.00	Balance December 31, 1988	69,840.00
STATUTORY EXPENDITURES		EQUALIZED VALUATION BASIS		CURRENT FINANCES DECEMBER 31, 1988	
Pensions & F. I. C. A.	445,222.00	FOR NET DEBT COMPUTATION	602,199,605	ASSETS	
Employee Fringe Benefits	282,000.00	REAL PROPERTY VALUATIONS		Cash Dec. 31, 1988	1,888,932.26
Other Statutory Expenditures	100.00	Code Class # of Parcels % VAL'N		Taxes Receivable	279,607.47
CETA And Other Public Employment Programs		1 Vacant Land 114 3.05	12,198,000.00	Tax Title Liens	4,338.66
MUNICIPAL FUNCTIONS TOTAL	6,418,283.02	2 Residential 2755 63.11	252,774,400.00	Foreclosed Property	69,840.00
CAPITAL IMPROVEMENTS *MEMO*	1,000.00	3 Farm		Emergencies & Other Deferred Charges	24,000.00
DEBT SERVICE		4a Commercial 193 16.95	67,903,900.00	State and Federal Aid Receivable	1,174.52
Principal Payments		4b Industrial 20 4.90	19,638,500.00	Other Receivables	187,934.72
Interest Payments		4c Apartments 42 11.99	48,006,400.00	Total	2,455,827.63
DEFERRED CHARGES	78,895.94	Total	400,521,200.00	LIABILITIES, RESERVES, AND SURPLUS	
SCHOOL, COUNTY, SPECIAL DISTRICT TAXES	8,165,110.24	Land Area 2.00 Sq. Miles		Cash Liabilities	809,123.35
RESERVE FOR UNCOLLECTED TAXES	760,176.00	Net Valuation Taxable-Municipal	401,285,322	Reserves for Receivables	541,720.85
EXPENDITURES TOTAL	15,422,465.20	Net Valuation Taxable-County	631,116,722	Surplus Dec. 31, 1988	1,104,983.43
		State Equalized Valuation	730,310,934	Total	2,455,827.63
		State Equalization Ratio	54.90		

0251

Population 1980 25,208
 Population 1988 24,247
 S & P Rating AA
 Moody Rating AA

General Tax Rate Per \$100.

1.79

State Equalized Tax Rate

1.80

RIDGEWOOD VILLAGE - BERGEN COUNTY

Form of Government:

Council-Manager Plan B (OMCL 50)

Number of Members on Governing Body - 5

PER CAPITA:

Gross Debt 146.77
 Net Debt 25.31
 Debt Service 83.57
 Total Tax Levy 1,918.03
 Municipal Expenditures 790.93

PER CENT:

Gross Debt .16
 Net Debt .03
 Tax Levy Collected 97.77
 Tax Levy Cancelled, Abated or Adjusted .63

EXPENDITURES		REVENUES-REALIZED		1988 PROPERTY TAX	
GENERAL GOVERNMENT				STATE EQUALIZED TAX RATE 1.80	
Governing Body & Public Boards	15,558.00	1988 Property Taxes Collected 45,437,529.83		Local District School Taxes	27,759,074.00
Municipal Clerk		1988 Payments in Lieu of Taxes		Regional & Consolidated School Tax	
Financial Administration	154,569.32	Delinquent Tax & Lien Collections 648,729.99		School Taxes in Municipal Budget	
Assessment of Taxes	116,722.00	Business Personalty Replacement Taxes 256,345.76		County Taxes	5,757,269.84
Collection of Taxes	46,488.00	Taxes from Public Utilities 1,593,656.00		County Library Taxes	
Planning, Housing & Development	119,416.00	Other Miscellaneous Tax Revenues 253,856.22		Local Municipal Purpose Taxes	12,733,013.20
Human Resources	108,579.16	State Aid Revenues 424,248.73		Veteron & Senior Citizen Taxes	125,500.00
Elections	17,535.00	Federal Aid Revenues		Total Taxes for Rate Computation	46,374,857.04
General Administration (other)	831,760.00	State and Local Fiscal Assistance Act Utilized		Special District Taxes	
JUDICIARY		Sale of Acquired Property		Bank Corp. Taxes	116,371.11
Municipal Courts	138,762.73	Other Miscellaneous Revenues		Added and Omitted Taxes	141,507.77
PUBLIC SAFETY		Total 51,232,828.54		Total Taxes Levied - ABSTRACT	46,507,735.92
Fire Protection	1,900,729.40	Prior Years Surplus Appropriated 885,000.00		Total Taxes Billed	46,471,737.03
Police Protection	2,456,860.82	REVENUES TOTAL 52,167,828.54		1988 TAXES COLLECTED	45,437,529.83
Civil Defense & Disaster Control	80,620.00	Reserve For Uncollected Taxes 1,468,546.79		1988 Taxes Cancelled, Abated or Adjusted	294,233.36
Environmental Inspection & Control	963,847.00	CAPITAL OUTLAY TOTAL 3,534,307.79		Transfer to Tax Title Liens or Foreclosed	248.81
Other Public Safety		Public Enterprises 176,519.29		Balance Outstanding Dec. 31, 1988	739,675.03
PUBLIC WORKS		Recreation—Culture 66,280.30		PRIOR YEARS TAXES OUTSTANDING	
Streets and Drainage	1,188,538.00	Public Works 2,932,532.84		Balance January 1, 1988	648,316.27
Sewers and Sewage Processing	15,090.00	Buildings and Grounds 255,104.31		Collected in 1988	648,729.99
Garbage and Trash Disposal	2,323,715.00	Library and Education 133,370.05		Cancelled, Abated or Adjusted 1988	86.28
Public Buildings and Grounds	777,447.00	Conservation		Transfers to Tax Title Liens or Foreclosed	
Other Public Works		All Other		Balance December 31, 1988	
HEALTH and WELFARE		CAPITAL DEBT AUTHORIZED, DECEMBER 31, 1988		TAX TITLE LIENS OUTSTANDING	
Health Services Except Environmental	203,977.00	ISSUED AND UNISSUED GROSS DEBT NET DEBT		Balance January 1, 1988	834.51
Welfare-Public Assistance	40,000.00	School 2,945,000		Transfer From Taxes	248.81
Hospitals, Clinics, First Aid		Self-liquidating 266,500		Redeemed in 1988	
Animal, Insect, & Rodent Control		Other 347,274		Cancelled, Abated or Adjusted (1988)	
Other Welfare Services		Total 3,558,774		Transfers to Foreclosed Property	
RECREATION and CONSERVATION		ISSUED AND OUTSTANDING		Balance December 31, 1988	1,133.32
Beaches and Boardwalks	402,511.00	School 595,000.00		PROPERTY ACQUIRED BY DEED OR	
Parks, Playgrounds, Shade Trees	77,440.00	Self-Liquidating 200,000.00		FORECLOSURE	
Land Reclamation & Conservation	189,977.00	Other		Balance January 1, 1988	45,755.00
Other Recreational Services		Total 795,000.00		Transfers From Taxes or Liens	
EDUCATION (excluding schools)		EQUALIZED VALUATION BASIS		Sale for Cash (1988)	
Libraries	327,530.00	FOR NET DEBT COMPUTATION 2,167,179,419		Cancelled, Abated or Adjusted (1988)	
Other Educational Services	13,060.00	REAL PROPERTY VALUATIONS		Balance December 31, 1988	45,755.00
STATUTORY EXPENDITURES		Code Class # of Parcels % VAL'N ASSESSED VALUATION		CURRENT FINANCES DECEMBER 31, 1988	
Pensions & F. I. C. A.	1,300,051.00	1 Vacant Land 199 .63 16,243,100.00		ASSETS	
Employee Fringe Benefits	963,027.98	2 Residential 7354 37.45 2,251,259,100.00		Cash Dec. 31, 1988	13,133,109.25
Other Statutory Expenditures	2,000.00	3 Farm 2 .04 1,035,600.00		Taxes Receivable	739,675.03
CETA And Other Public Employment Programs		4a Commercial 311 9.93 256,864,200.00		Tax Title Liens	1,133.32
MUNICIPAL FUNCTIONS TOTAL 15,285,771.41		4b Industrial		Foreclosed Property	45,755.00
CAPITAL IMPROVEMENTS *MEMO* 150,000.00		4c Apartments 26 1.90 43,315,300.00		Emergencies & Other Deferred Charges	332,690.00
DEBT SERVICE		Total 7892 2,574,257,800.00		State and Federal Aid Receivable	
Principal Payments 1,326,000.00		Land Area 5.90 Sq. Miles		Other Receivables	233,177.34
Interest Payments 700,251.06		Net Valuation Taxable-Municipal 2,588,230,967		Total	14,590,539.94
DEFERRED CHARGES 398,424.68		Net Valuation Taxable-County 2,305,991,271		LIABILITIES, RESERVES, AND SURPLUS	
SCHOOL, COUNTY, SPECIAL DISTRICT TAXES 33,516,343.84		State Equalized Valuation 2,571,656,237		Cash Liabilities	12,022,316.11
RESERVE FOR UNCOLLECTED TAXES 1,468,546.79		State Equalization Ratio 100.65		Reserves for Receivables	806,162.19
EXPENDITURES TOTAL 52,695,337.73				Surplus Dec. 31, 1988	1,762,061.64
				Total	14,590,539.94

1611

Population 1980 12,625
 Population 1988 13,511
 S & P Rating
 Moody Rating AAA

General Tax Rate Per \$100.

12.23

State Equalized Tax Rate

2.16

RINGWOOD BOROUGH - PASSAIC COUNTY

Form of Government:

Council-Manager Plan E (OMCL 50)

Number of Members on Governing Body - 6

PER CAPITA:

Gross Debt 777.04
 Net Debt 525.80
 Debt Service 67.38
 Total Tax Levy 1,261.95
 Municipal Expenditures 537.82

PER CENT:

Gross Debt 1.61
 Net Debt 1.09
 Tax Levy Collected 98.10
 Tax Levy Cancelled, Abated or Adjusted .16

EXPENDITURES		REVENUES-REALIZED		1988 PROPERTY TAX	
GENERAL GOVERNMENT		1988 Property Taxes Collected		STATE EQUALIZED TAX RATE	
Governing Body & Public Boards	26,639.00	16,728,315.57		Local District School Taxes .78	
Municipal Clerk				Regional & Consolidated School Tax .41	
Financial Administration	58,823.46			School Taxes in Municipal Budget	
Assessment of Taxes	52,696.88			County Taxes .43	
Collection of Taxes	55,100.46			County Library Taxes	
Planning, Housing & Development	59,106.77			Local Municipal Purpose Taxes .54	
Human Resources	54,448.97			Veteran & Senior Citizen Taxes	
Elections	13,166.25			Total Taxes for Rate Computation 2.16	
General Administration (other)	726,130.04			Special District Taxes	
JUDICIARY				Bank Corp. Taxes	
Municipal Courts	56,328.42			Added and Omitted Taxes	
PUBLIC SAFETY				Total Taxes Levied - ABSTRACT	
Fire Protection	125,713.04			Total Taxes Billed	
Police Protection	1,361,276.82			1988 TAXES COLLECTED	
Civil Defense & Disaster Control	21,860.00			1988 Taxes Cancelled, Abated or Adjusted	
Environmental Inspection & Control	63,091.39			Transfer to Tax Title Liens or Foreclosed	
Other Public Safety				Balance Outstanding Dec. 31, 1988	
PUBLIC WORKS				PRIOR YEARS TAXES OUTSTANDING	
Streets and Drainage	688,320.51			Balance January 1, 1988	
Sewers and Sewage Processing	447,030.00			Collected in 1988	
Garbage and Trash Disposal	909,525.00			Cancelled, Abated or Adjusted 1988	
Public Buildings and Grounds	48,520.48			Transfers to Tax Title Liens or Foreclosed	
Other Public Works	47,245.00			Balance December 31, 1988	
HEALTH and WELFARE				TAX TITLE LIENS OUTSTANDING	
Health Services Except Environmental	135,619.74			Balance January 1, 1988	
Welfare-Public Assistance	6,000.00			Transfer From Taxes	
Hospitals, Clinics, First Aid				Redeemed in 1988	
Animal, Insect, & Rodent Control				Cancelled, Abated or Adjusted (1988)	
Other Welfare Services				Transfers to Foreclosed Property	
RECREATION and CONSERVATION				Balance December 31, 1988	
Beaches and Boardwalks				PROPERTY ACQUIRED BY DEED OR	
Parks, Playgrounds, Shade Trees	89,136.02			FORECLOSURE	
Land Reclamation & Conservation	2,045.00			Balance January 1, 1988	
Other Recreational Services	87,230.00			Transfers From Taxes or Liens	
EDUCATION (excluding schools)				Sale for Cash (1988)	
Libraries	151,000.00			Cancelled, Abated or Adjusted (1988)	
Other Educational Services				Balance December 31, 1988	
STATUTORY EXPENDITURES				CURRENT FINANCES DECEMBER 31, 1988	
Pensions & F. I. C. A.	325,316.99			ASSETS	
Employee Fringe Benefits	218,636.00			Cash Dec. 31, 1988	
Other Statutory Expenditures	10,000.00			Taxes Receivable	
CETA And Other Public Employment Programs				Tax Title Liens	
MUNICIPAL FUNCTIONS TOTAL	5,841,046.24			Foreclosed Property	
CAPITAL IMPROVEMENTS *MEMO*	40,000.00			Emergencies & Other Deferred Charges	
DEBT SERVICE				State and Federal Aid Receivable	
Principal Payments	445,000.00			Other Receivables	
Interest Payments	465,414.07			Total	
DEFERRED CHARGES	71,032.14			LIABILITIES, RESERVES, AND SURPLUS	
SCHOOL, COUNTY, SPECIAL DISTRICT TAXES	12,631,132.07			Cash Liabilities	
RESERVE FOR UNCOLLECTED TAXES	443,956.43			Reserves for Receivables	
EXPENDITURES TOTAL	19,397,640.95			Surplus Dec. 31, 1988	
				Total	

Population 1980 **11,111**
 Population 1988 **10,379**
 S & P Rating
 Moody Rating **A1**

General Tax Rate Per \$100.

1.59

State Equalized Tax Rate

1.56**RIVER EDGE BOROUGH - BERGEN COUNTY****Form of Government:****Borough Council****Number of Members on Governing Body - 6**

PER CAPITA

Gross Debt **654.05**Net Debt **588.89**Debt Service **60.37**Total Tax Levy **1,243.90**Municipal Expenditures **626.12**

PER CENT:

Gross Debt **1.01**Net Debt **.91**Tax Levy Collected **98.45**Tax Levy Cancelled, Abated or Adjusted **.19**

EXPENDITURES		REVENUES-REALIZED		1988 PROPERTY TAX	
GENERAL GOVERNMENT				STATE EQUALIZED TAX RATE	
Governing Body & Public Boards		1988 Property Taxes Collected	12,722,901.63	Local District School Taxes	.41
Municipal Clerk		1988 Payments in Lieu of Taxes		Regional & Consolidated School Tax	.47
Financial Administration	139,936.00	Delinquent Tax & Lien Collections	102,453.77	School Taxes in Municipal Budget	
Assessment of Taxes	21,326.00	Business Personalty Replacement Taxes	82,811.43	County Taxes	.21
Collection of Taxes	8,859.00	Taxes from Public Utilities	330,632.00	County Library Taxes	
Planning, Housing & Development	7,477.00	Other Miscellaneous Tax Revenues		Local Municipal Purpose Taxes	.46
Human Resources	29,024.69	State Aid Revenues	149,054.05	Veteran & Senior Citizen Taxes	
Elections		Federal Aid Revenues		Total Taxes for Rate Computation	1.55
General Administration (other)	543,239.31	State and Local Fiscal Assistance Act Utilized		Special District Taxes	
JUDICIARY		Sale of Acquired Property		Bank Corp. Taxes	43,601.81
Municipal Courts	42,870.00	Other Miscellaneous Revenues	1,104,965.86	Added and Omitted Taxes	48,698.59
PUBLIC SAFETY		Total	14,992,818.34	Total Taxes Levied - ABSTRACT	12,910,440.63
Fire Protection	146,684.20	Prior Years Surplus Appropriated	625,000.00	Total Taxes Billed	12,922,002.72
Police Protection	1,328,831.90	REVENUES TOTAL	15,617,818.34	1988 TAXES COLLECTED	12,722,901.68
Civil Defense & Disaster Control	3,732.00	Reserve For Uncollected Taxes	375,243.72	1988 Taxes Cancelled, Abated or Adjusted	24,509.44
Environmental Inspection & Control	83,108.00			Transfer to Tax Title Liens or Foreclosed	
Other Public Safety		CAPITAL OUTLAY	1,154,729.61	Balance Outstanding Dec. 31, 1988	174,591.60
PUBLIC WORKS				PRIOR YEARS TAXES OUTSTANDING	
Streets and Drainage	538,958.58	Public Enterprises		Balance January 1, 1988	107,657.05
Sewers and Sewage Processing	348,765.00	Recreation—Culture		Collected in 1988	106,529.70
Garbage and Trash Disposal	1,008,714.93	Public Works	219,853.01	Cancelled, Abated or Adjusted 1988	1,127.35
Public Buildings and Grounds	59,818.00	Buildings and Grounds	934,876.60	Transfers to Tax Title Liens or Foreclosed	
Other Public Works	27,940.00	Library and Education		Balance December 31, 1988	
HEALTH and WELFARE		Conservation		TAX TITLE LIENS OUTSTANDING	
Health Services Except Environmental	63,540.00	All Other		Balance January 1, 1988	
Welfare-Public Assistance	30,445.00			Transfer From Taxes	
Hospitals, Clinics, First Aid		CAPITAL DEBT AUTHORIZED, DECEMBER 31, 1988		Redeemed in 1988	
Animal, Insect, & Rodent Control	6,750.00	ISSUED AND UNISSUED		Cancelled, Abated or Adjusted (1988)	
Other Welfare Services		School	676,445	Transfers to Foreclosed Property	
RECREATION and CONSERVATION		Self-liquidating		Balance December 31, 1988	
Beaches and Boardwalks		Other	6,112,050	PROPERTY ACQUIRED BY DEED OR	
Parks, Playgrounds, Shade Trees	10,833.00	Total	6,788,495	FORECLOSURE	
Land Reclamation & Conservation				Balance January 1, 1988	
Other Recreational Services	74,830.00	ISSUED AND OUTSTANDING		Transfers From Taxes or Liens	
EDUCATION (excluding schools)		School	676,445.38	Sale for Cash (1988)	
Libraries	295,320.00	Self-Liquidating		Cancelled, Abated or Adjusted (1988)	
Other Educational Services		Other	5,600,000.00	Balance December 31, 1988	
STATUTORY EXPENDITURES		Total	5,276,445.38	CURRENT FINANCES DECEMBER 31, 1988	
Pensions & F. I. C. A.	356,225.00	EQUALIZED VALUATION BASIS		ASSETS	
Employee Fringe Benefits	146,559.00	FOR NET DEBT COMPUTATION	669,902,263	Cash Dec. 31, 1988	5,611,314.29
Other Statutory Expenditures	50.00	REAL PROPERTY VALUATIONS		Taxes Receivable	174,591.60
CETA And Other Public Employment Programs		Code Class # of Parcels % VAL'N		Tax Title Liens	
MUNICIPAL FUNCTIONS		1 Vacant Land 145 .96	7,655,200.00	Foreclosed Property	
CAPITAL IMPROVEMENTS	36,252.00	2 Residential 3107 82.74	659,392,400.00	Emergencies & Other Deferred Charges	71,200.00
DEBT SERVICE		3 Farm		State and Federal Aid Receivable	9,822.60
Principal Payments	275,000.00	4a Commercial 117 10.45	33,246,000.00	Other Receivables	28,329.89
Interest Payments	351,562.50	4b Industrial 6 .53	4,229,100.00	Total	5,895,758.38
		4c Apartments 16 5.33	42,461,700.00	LIABILITIES, RESERVES, AND SURPLUS	
		Total 3391	796,984,400.00	Cash Liabilities	996,760.58
DEFERRED CHARGES	167,705.00	Land Area 1.90 Sq. Miles		Reserves for Receivables	202,921.49
SCHOOL, COUNTY, SPECIAL DISTRICT TAXES	8,989,340.23	Net Valuation Taxable-Municipal	809,622,901	Surplus Dec. 31, 1988	4,696,076.31
RESERVE FOR UNCOLLECTED TAXES	375,243.72	Net Valuation Taxable-County	695,231,472	Total	5,895,758.38
EXPENDITURES	15,487,838.06	State Equalized Valuation	823,735,997		
		State Equalization Ratio	98.26		

0253

Population 1980 9,439
 Population 1988 9,532
 S & P Rating
 Maady Rating

General Tax Rate Per \$100.

2.46
 State Equalized Tax Rate
 1.60

RIVER VALE TOWNSHIP – BERGEN COUNTY

Form of Government:

Mayor-Council Plan E (OMCL 50)

Number of Members on Governing Body – 5

PER CAPITA:

Gross Debt 581.64
 Net Debt 561.55
 Debt Service 102.60
 Total Tax Levy 1,461.24
 Municipal Expenditures 509.70

PER CENT:

Gross Debt .76
 Net Debt .73
 Tax Levy Collected 98.89
 Tax Levy Cancelled, Abated
 or Adjusted .05

EXPENDITURES		REVENUES-REALIZED		1988 PROPERTY TAX	
GENERAL GOVERNMENT				STATE EQUALIZED TAX RATE	
Governing Body & Public Boards	15,730.00	1988 Property Taxes Collected	13,783,587.66	Local District School Taxes .65	5,658,192.00
Municipal Clerk	31,376.00	1988 Payments in Lieu of Taxes		Regional & Consolidated School Tax .34	2,954,043.26
Financial Administration	213,126.00	Delinquent Tax & Lien Collections	119,919.92	School Taxes in Municipal Budget	
Assessment of Taxes	13,133.00	Business Personalty Replacement Taxes	62,066.88	County Taxes	.22 1,903,968.13
Collection of Taxes		Taxes from Public Utilities	654,456.00	County Library Taxes	
Planning, Housing & Development	3,400.00	Other Miscellaneous Tax Revenues		Local Municipal Purpose Taxes .38	3,301,102.78
Human Resources	40,202.00	State Aid Revenues	125,065.60	Veteran & Senior Citizen Taxes	67,350.00
Elections		Federal Aid Revenues		Total Taxes for Rate Computation 1.59	13,884,656.17
General Administration (other)	385,173.00	State and Local Fiscal Assistance Act Utilized	937.00	Special District Taxes	
JUDICIARY		Sale of Acquired Property		Bank Corp. Taxes	20,911.95
Municipal Courts	21,727.00	Other Miscellaneous Revenues	237,478.00	Added and Omitted Taxes	90,307.07
PUBLIC SAFETY		Total	14,983,511.06	Total Taxes Levied - ABSTRACT	13,928,525.19
Fire Protection	171,464.00	Prior Years Surplus Appropriated	370,000.00	Total Taxes Billed	13,938,195.16
Police Protection	1,051,939.26	REVENUES TOTAL	15,353,511.06	1988 TAXES COLLECTED	13,783,587.66
Civil Defense & Disaster Control		Reserve For Uncollected Taxes	300,345.33	1988 Taxes Cancelled, Abated or Adjusted	7,438.50
Environmental Inspection & Control	45,092.00			Transfer to Tax Title Liens or Foreclosed	19.68
Other Public Safety		CAPITAL OUTLAY TOTAL	427,739.64	Balance Outstanding Dec. 31, 1988	147,149.32
PUBLIC WORKS				PRIOR YEARS TAXES OUTSTANDING	
Streets and Drainage	145,000.00	Public Enterprises		Balance January 1, 1988	119,919.92
Sewers and Sewage Processing	256,300.00	Recreation—Culture		Collected in 1988	119,919.92
Garbage and Trash Disposal	152,500.00	Public Works	161,659.64	Cancelled, Abated or Adjusted 1988	
Public Buildings and Grounds	106,197.45	Buildings and Grounds	266,080.00	Transfers to Tax Title Liens or Foreclosed	
Other Public Works	317,213.73	Library and Education		Balance December 31, 1988	
HEALTH and WELFARE		Conservation		TAX TITLE LIENS OUTSTANDING	
Health Services Except Environmental	33,120.00	All Other		Balance January 1, 1988	182.27
Welfare-Public Assistance	6,500.00			Transfer From Taxes	19.68
Hospitals, Clinics, First Aid		CAPITAL DEBT AUTHORIZED, DECEMBER 31, 1988		Redeemed in 1988	
Animal, Insect, & Rodent Control	3,000.00	ISSUED AND UNISSUED		Cancelled, Abated or Adjusted (1988)	
Other Welfare Services		SCHOOL GROSS DEBT	191,518	Transfers to Foreclosed Property	
RECREATION and CONSERVATION		School Self-Liquidating	5,352,717	Balance December 31, 1988	201.95
Beaches and Boardwalks		Other	5,544,235	PROPERTY ACQUIRED BY DEED OR	
Parks, Playgrounds, Shade Trees	100.00	Total	5,544,235	FORECLOSURE	
Land Reclamation & Conservation		ISSUED AND OUTSTANDING		Balance January 1, 1988	325,000.00
Other Recreational Services	40,750.00	School	191,518.96	Transfers From Taxes or Liens	
EDUCATION (excluding schools)		Self-Liquidating		Sale for Cash (1988)	
Libraries	198,000.00	Other	4,382,425.00	Cancelled, Abated or Adjusted (1988)	
Other Educational Services		Total	4,573,943.96	Balance December 31, 1988	325,000.00
STATUTORY EXPENDITURES		EQUALIZED VALUATION BASIS		CURRENT FINANCES DECEMBER 31, 1988	
Pensions & F. I. C. A.	283,118.00	FOR NET DEBT COMPUTATION	734,017,713	ASSETS	
Employee Fringe Benefits		REAL PROPERTY VALUATIONS		Cash Dec. 31, 1988	1,267,566.40
Other Statutory Expenditures	1,500.00	Code Class # of Parcels % VAL'N		Taxes Receivable	147,149.32
CETA And Other Public Employment Programs		1 Vacant Land 113 1.03	6,048,400.00	Tax Title Liens	201.95
MUNICIPAL FUNCTIONS TOTAL	3,545,766.44	2 Residential 3037 91.30	513,284,900.00	Foreclosed Property	325,000.00
CAPITAL IMPROVEMENTS *MEMO*	13,250.00	3 Farm 1 .06	365,000.00	Emergencies & Other Deferred Charges	47,956.73
DEBT SERVICE		4a Commercial 45 6.41	36,025,400.00	State and Federal Aid Receivable	
Principal Payments	723,000.00	4b Industrial 1 .15	862,500.00	Other Receivables	6,334.06
Interest Payments	254,978.26	4c Apartments 4 1.00	5,598,800.00	Total	1,794,208.46
		Total 3206	562,185,000.00	LIABILITIES, RESERVES, AND SURPLUS	
DEFERRED CHARGES	34,355.03	Land Area 4.20 Sq. Miles		Cash Liabilities	863,576.62
SCHOOL, COUNTY, SPECIAL DISTRICT TAXES	10,516,203.39	Net Valuation Taxable-Municipal	562,922,280	Reserves for Receivables	478,685.33
RESERVE FOR UNCOLLECTED TAXES	300,345.33	Net Valuation Taxable-County	755,959,196	Surplus Dec. 31, 1988	451,946.51
EXPENDITURES TOTAL	15,374,648.45	State Equalized Valuation	866,169,854	Total	1,794,208.46
		State Equalization Ratio	64.96		

1433

Population 1980 2,530
 Population 1988 2,446
 S & P Rating
 Moody Rating A

General Tax Rate Per \$100.

5.72

State Equalized Tax Rate

1.52

RIVERDALE BOROUGH - MORRIS COUNTY

Form of Government:

Borough Council

Number of Members on Governing Body - 6

PER CAPITA:

Gross Debt 765.30
 Net Debt 500.79
 Debt Service 88.32
 Total Tax Levy 1,441.89
 Municipal Expenditures 814.05

PER CENT:

Gross Debt .97
 Net Debt .63
 Tax Levy Collected 98.33
 Tax Levy Cancelled, Abated or Adjusted .09

EXPENDITURES		REVENUES-REALIZED		1988 PROPERTY TAX	
GENERAL GOVERNMENT				STATE EQUALIZED TAX RATE → .33	
Governing Body & Public Boards		1988 Property Taxes Collected	3,468,144.77	Local District School Taxes	1,921,023.00
Municipal Clerk		1988 Payments in Lieu of Taxes		Regional & Consolidated School Tax	
Financial Administration	20,100.00	Delinquent Tax & Lien Collections	39,311.37	School Taxes in Municipal Budget	
Assessment of Taxes	32,001.00	Business Personalty Replacement Taxes	78,424.96	County Taxes	437,354.69
Collection of Taxes	27,237.26	Taxes from Public Utilities	270,703.00	County Library Taxes	11,462.07
Planning, Housing & Development	20,235.70	Other Miscellaneous Tax Revenues		Local Municipal Purpose Taxes	1,088,787.10
Human Resources	32,536.98	State Aid Revenues	57,632.43	Veteran & Senior Citizen Taxes	25,850.00
Elections		Federal Aid Revenues	460.00	Total Taxes for Rate Computation	3,534,481.86
General Administration (other)	224,263.87	State and Local Fiscal Assistance Act Utilized		Special District Taxes	
JUDICIARY		Sale of Acquired Property		Bank Corp. Taxes	3,727.26
Municipal Courts	41,730.08	Other Miscellaneous Revenues	225,160.41	Added and Omitted Taxes	14,509.13
PUBLIC SAFETY		Total	4,139,336.99	Total Taxes Levied - ABSTRACT	3,526,863.30
Fire Protection	35,250.00	Prior Years Surplus Appropriated	350,000.00	Total Taxes Billed	3,526,985.68
Police Protection	511,029.72	REVENUES TOTAL	4,439,336.99	1988 TAXES COLLECTED	3,468,144.77
Civil Defense & Disaster Control	550.00	Reserve For Uncollected Taxes	193,039.33	1988 Taxes Cancelled, Abated or Adjusted	3,199.64
Environmental Inspection & Control	14,036.00	CAPITAL OUTLAY TOTAL	347,073.38	Transfer to Tax Title Liens or Foreclosed	
Other Public Safety		Public Enterprises	55,800.00	Balance Outstanding Dec. 31, 1988	55,541.07
PUBLIC WORKS		Recreation—Culture		PRIOR YEARS TAXES OUTSTANDING	
Streets and Drainage	74,200.00	Public Works	117,465.79	Balance January 1, 1988	35,709.25
Sewers and Sewage Processing	2,054.37	Buildings and Grounds	173,807.59	Collected in 1988	35,709.25
Garbage and Trash Disposal	268,921.79	Library and Education		Cancelled, Abated or Adjusted 1988	
Public Buildings and Grounds	4,535.08	Conservation		Transfers to Tax Title Liens or Foreclosed	
Other Public Works	10,049.35	All Other		Balance December 31, 1988	
HEALTH and WELFARE		CAPITAL DEBT AUTHORIZED, DECEMBER 31, 1988		TAX TITLE LIENS OUTSTANDING	
Health Services Except Environmental	40,713.00	ISSUED AND UNISSUED		Balance January 1, 1988	3,602.12
Welfare-Public Assistance	11,450.65	School	525,000.00	Transfer From Taxes	
Hospitals, Clinics, First Aid	350.00	Self-Liquidating	122,000.00	Redeemed in 1988	3,602.12
Animal, Insect, & Rodent Control		Other	1,224,925.00	Cancelled, Abated or Adjusted (1988)	
Other Welfare Services		Total	1,871,925.00	Transfers to Foreclosed Property	
RECREATION and CONSERVATION		ISSUED AND OUTSTANDING		Balance December 31, 1988	
Beaches and Boardwalks		School	525,000.00	PROPERTY ACQUIRED BY DEED OR	
Parks, Playgrounds, Shade Trees	3,321.00	Self-Liquidating	107,000.00	FORECLOSURE	
Land Reclamation & Conservation		Other	1,155,000.00	Balance January 1, 1988	
Other Recreational Services	350.00	Total	1,787,000.00	Transfers From Taxes or Liens	
EDUCATION (excluding schools)		EQUALIZED VALUATION BASIS		Sale for Cash (1988)	
Libraries	7,835.00	FOR NET DEBT COMPUTATION	193,372,536	Cancelled, Abated or Adjusted (1988)	
Other Educational Services		REAL PROPERTY VALUATIONS		Balance December 31, 1988	
STATUTORY EXPENDITURES		Code Class # of Parcels % VAL'N	ASSESSED VALUATION	CURRENT FINANCES DECEMBER 31, 1988	
Pensions & F. I. C. A.	99,601.30	1 Vacant Land 174 5.34	3,143,000.00	ASSETS	
Employee Fringe Benefits	63,200.00	2 Residential 762 60.93	35,340,400.00	Cash Dec. 31, 1988	496,626.07
Other Statutory Expenditures	1,000.00	3 Farm 4a Commercial 76 23.23	13,692,000.00	Taxes Receivable	55,541.07
CETA And Other Public Employment Programs		4b Industrial 18 10.35	6,089,900.00	Tax Title Liens	
MUNICIPAL FUNCTIONS TOTAL	1,554,108.15	4c Apartments 1 .09	53,500.00	Foreclosed Property	
CAPITAL IMPROVEMENTS *MEMO*	15,000.00	Total 1031	58,818,800.00	Emergencies & Other Deferred Charges	45,700.00
DEBT SERVICE		Land Area 1.87 Sq. Miles		State and Federal Aid Receivable	6,957.62
Principal Payments	171,171.77	Net Valuation Taxable-Municipal	61,406,932	Other Receivables	51,435.74
Interest Payments	44,343.16	Net Valuation Taxable-County	203,659,273	Total	653,363.50
DEFERRED CHARGES	27,937.65	State Equalized Valuation	223,462,334	LIABILITIES, RESERVES, AND SURPLUS	
SCHOOL, COUNTY, SPECIAL DISTRICT TAXES	2,419,344.76	State Equalization Ratio	26.63	Cash Liabilities	213,213.63
RESERVE FOR UNCOLLECTED TAXES	193,039.83			Reserves for Receivables	86,746.79
EXPENDITURES TOTAL	4,411,000.32			Surplus Dec. 31, 1988	351,403.08
				Total	653,363.50

0330

Population 1980 7,941
 Population 1988 7,745
 S & P Rating
 Maady Rating

General Tax Rate Per \$100. 3.67
 State Equalized Tax Rate 1.96

RIVERSIDE TOWNSHIP - BURLINGTON CO.

Form of Government:

Township Committee

Number of Members on Governing Body - 5

PER CAPITA:

Gross Debt 495.06
 Net Debt 460.84
 Debt Service 4.99
 Total Tax Levy 559.42
 Municipal Expenditures 290.22

PER CENT:

Gross Debt 2.07
 Net Debt 1.92
 Tax Levy Collected 95.71
 Tax Levy Cancelled, Abated or Adjusted

EXPENDITURES		REVENUES-REALIZED		1988 PROPERTY TAX	
GENERAL GOVERNMENT		1988 Property Taxes Collected		STATE EQUALIZED TAX RATE 1.12	
Governing Body & Public Boards			4,143,309.51	Local District School Taxes	2,427,395.00
Municipal Clerk				Regional & Consolidated School Tax	
Financial Administration	46,352.00	1988 Payments in Lieu of Taxes		School Taxes in Municipal Budget	
Assessment of Taxes	12,929.00	Delinquent Tax & Lien Collections	202,513.50	County Taxes	1,142,946.80
Collection of Taxes	33,418.00	Business Personalty Replacement Taxes	177,822.96	County Library Taxes	64,880.64
Planning, Housing & Development	10,440.00	Taxes from Public Utilities	510,083.00	Local Municipal Purpose Taxes	607,300.00
Human Resources	26,601.44	Other Miscellaneous Tax Revenues		Veteran & Senior Citizen Taxes	143,250.00
Elections		State Aid Revenues	83,428.02	Total Taxes for Rate Computation	4,385,772.44
General Administration (other)	256,235.00	Federal Aid Revenues		Special District Taxes	
JUDICIARY		State and Local Fiscal Assistance Act Utilized		Bank Corp. Taxes	3,608.20
Municipal Courts	29,274.00	Sale of Acquired Property		Added and Omitted Taxes	86,562.36
PUBLIC SAFETY		Other Miscellaneous Revenues	345,584.11	Total Taxes Levied - ABSTRACT	4,332,693.00
Fire Protection	72,321.00	Total	5,462,741.10	Total Taxes Billed	4,329,084.80
Police Protection	520,505.57	Prior Years Surplus Appropriated	550,000.00	1988 TAXES COLLECTED	4,143,309.51
Civil Defense & Disaster Control	300.00	REVENUES TOTAL	6,012,741.10	1988 Taxes Cancelled, Abated or Adjusted	
Environmental Inspection & Control	13,479.00	Reserve For Uncollected Taxes	326,100.00	Transfer to Tax Title Liens or Foreclosed	6,022.85
Other Public Safety		CAPITAL OUTLAY TOTAL	2,187,574.66	Balance Outstanding Dec. 31, 1988	179,752.44
PUBLIC WORKS				PRIOR YEARS TAXES OUTSTANDING	
Streets and Drainage	256,374.00	Public Enterprises		Balance January 1, 1988	250,343.66
Sewers and Sewage Processing		Recreation—Culture	1,412.00	Collected in 1988	197,824.07
Garbage and Trash Disposal	278,000.00	Public Works	2,180,702.86	Cancelled, Abated or Adjusted 1988	
Public Buildings and Grounds	38,020.00	Buildings and Grounds	5,459.80	Transfers to Tax Title Liens or Foreclosed	
Other Public Works		Library and Education		Balance December 31, 1988	52,519.59
HEALTH and WELFARE		Conservation		TAX TITLE LIENS OUTSTANDING	
Health Services Except Environmental	4,493.00	All Other		Balance January 1, 1988	16,863.17
Welfare-Public Assistance	14,141.00	CAPITAL DEBT AUTHORIZED, DECEMBER 31, 1988		Transfer From Taxes	6,022.85
Hospitals, Clinics, First Aid		ISSUED AND UNISSUED		Redeemed in 1988	4,689.43
Animal, Insect, & Rodent Control	7,300.00	School	255,000	Cancelled, Abated or Adjusted (1988)	
Other Welfare Services		Self-liquidating		Transfers to Foreclosed Property	
RECREATION and CONSERVATION		Other	3,569,230	Balance December 31, 1988	18,196.59
Beaches and Boardwalks		Total	3,834,230	PROPERTY ACQUIRED BY DEED OR	
Parks, Playgrounds, Shade Trees	15,400.00			FORECLOSURE	
Land Reclamation & Conservation	1,062.99	ISSUED AND OUTSTANDING		Balance January 1, 1988	12,630.00
Other Recreational Services	5,300.00	School	265,000.00	Transfers From Taxes or Liens	
EDUCATION (excluding schools)		Self-Liquidating		Sale for Cash (1988)	
Libraries	20,000.00	Other	3,239,000.00	Cancelled, Abated or Adjusted (1988)	
Other Educational Services		Total	3,554,000.00	Balance December 31, 1988	12,630.00
STATUTORY EXPENDITURES		EQUALIZED VALUATION BASIS		CURRENT FINANCES DECEMBER 31, 1988	
Pensions & F. I. C. A.	124,421.74	FOR NET DEBT COMPUTATION	185,615.88	ASSETS	
Employee Fringe Benefits	32,569.00	REAL PROPERTY VALUATIONS		Cash Dec. 31, 1988	2,803,760.68
Other Statutory Expenditures	3,000.00	Code Class # of Parcels % VAL'N		Taxes Receivable	232,272.03
CETA And Other Public Employment Programs		1 Vacant Land 150 1.33	1,517,800.00	Tax Title Liens	18,196.59
MUNICIPAL FUNCTIONS TOTAL	1,883,006.74	2 Residential 2356 78.70	89,538,800.00	Foreclosed Property	12,630.00
CAPITAL IMPROVEMENTS *MEMO*	10,000.00	3 Farm		Emergencies & Other Deferred Charges	42,875.00
DEBT SERVICE		4a Commercial 153 9.45	10,756,800.00	State and Federal Aid Receivable	
Principal Payments		4b Industrial 24 7.40	8,423,600.00	Other Receivables	9,897.50
Interest Payments	33,634.63	4c Apartments 17 3.10	3,531,500.00	Total	3,119,631.80
DEFERRED CHARGES		Total 2705	113,768,500.00	LIABILITIES, RESERVES, AND SURPLUS	
SCHOOL, COUNTY, SPECIAL DISTRICT TAXES	3,635,222.44	Land Area 1.54 Sq. Miles		Cash Liabilities	2,222,388.31
RESERVE FOR UNCOLLECTED TAXES	326,100.00	Net Valuation Taxable-Municipal	115,677,770	Reserves for Receivables	272,996.12
EXPENDITURES TOTAL	5,883,013.86	Net Valuation Taxable-County	193,901,362	Surplus Dec. 31, 1988	624,247.37
		State Equalized Valuation	214,998,800	Total	3,119,631.80
		State Equalization Ratio	53.39		

0331

Population 1980 3,068
 Population 1988 2,905
 S & P Rating
 Moody Rating 3AA1

General Tax Rate Per \$100.

2.50

State Equalized Tax Rate

1.97

RIVERTON BOROUGH - BURLINGTON CO.

Form of Government:

Borough Council

Number of Members on Governing Body - 6

PER CAPITA:

Gross Debt 301.67
 Net Debt 288.93
 Debt Service 47.29
 Total Tax Levy 814.56
 Municipal Expenditures 449.32

PER CENT:

Gross Debt .89
 Net Debt .85
 Tax Levy Collected 97.92
 Tax Levy Cancelled, Abated or Adjusted

EXPENDITURES		REVENUES-REALIZED		1988 PROPERTY TAX	
GENERAL GOVERNMENT		1988 Property Taxes Collected		STATE EQUALIZED TAX RATE	1,139,777.00
Governing Body & Public Boards		1988 Payments in Lieu of Taxes	2,303,763.57	Local District School Taxes .95	
Municipal Clerk		Delinquent Tax & Lien Collections	39,700.08	Regional & Consolidated School Tax	
Financial Administration	25,969.00	Business Personalty Replacement Taxes	15,291.92	School Taxes in Municipal Budget	
Assessment of Taxes	3,417.37	Taxes from Public Utilities	165,600.00	County Taxes .48	577,927.23
Collection of Taxes	9,134.79	Other Miscellaneous Tax Revenues		County Library Taxes .03	32,330.23
Planning, Housing & Development	8,248.80	State Aid Revenues	109,265.44	Local Municipal Purpose Taxes .50	601,733.05
Human Resources		Federal Aid Revenues		Veteran & Senior Citizen Taxes	26,700.00
Elections		State and Local Fiscal Assistance Act Utilized	311.56	Total Taxes for Rate Computation 1.96	2,378,967.56
General Administration (other)	113,033.04	Sale of Acquired Property		Special District Taxes	
JUDICIARY		Other Miscellaneous Revenues	331,852.32	Bank Corp Taxes	12,603.22
Municipal Courts	11,710.00	Total	2,970,734.99	Added and Omitted Taxes	1,419.86
PUBLIC SAFETY		Prior Years Surplus Appropriated	85,000.00	Total Taxes Levied - ABSTRACT	2,366,295.64
Fire Protection	46,369.16	REVENUES TOTAL	3,055,784.89	Total Taxes Billed	2,357,727.26
Police Protection	231,550.00	Reserve For Uncollected Taxes	79,685.56	1988 TAXES COLLECTED	2,308,763.57
Civil Defense & Disaster Control	25.00	CAPITAL OUTLAY TOTAL	332,694.36	1988 Taxes Cancelled, Abated or Adjusted	
Environmental Inspection & Control	10,367.00			Transfer to Tax Title Liens or Foreclosed	2,708.92
Other Public Safety				Balance Outstanding Dec. 31, 1988	46,254.77
PUBLIC WORKS				PRIOR YEARS TAXES OUTSTANDING	
Streets and Drainage	170,913.31			Balance January 1, 1988	33,369.42
Sewers and Sewage Processing	116,784.00			Collected in 1988	31,569.46
Garbage and Trash Disposal	180,000.00			Cancelled, Abated or Adjusted 1988	2.96
Public Buildings and Grounds	2,000.00			Transfers to Tax Title Liens or Foreclosed	2,297.00
Other Public Works	9,500.00			Balance December 31, 1988	
HEALTH and WELFARE				TAX TITLE LIENS OUTSTANDING	
Health Services Except Environmental	3,154.00			Balance January 1, 1988	14,030.62
Welfare-Public Assistance	1,390.00			Transfer From Taxes	5,639.34
Hospitals, Clinics, First Aid				Redeemed in 1988	8,130.62
Animal, Insect, & Radent Control				Cancelled, Abated or Adjusted (1988)	
Other Welfare Services				Transfers to Foreclosed Property	
RECREATION and CONSERVATION				Balance December 31, 1988	11,539.34
Beaches and Boardwalks				PROPERTY ACQUIRED BY DEED OR	
Parks, Playgrounds, Shade Trees	21,750.00			FORECLOSURE	
Land Reclamation & Conservation				Balance January 1, 1988	2,300.00
Other Recreational Services	6,455.00			Transfers From Taxes or Liens	
EDUCATION (excluding schools)				Sale for Cash (1988)	
Libraries	4,800.00			Cancelled, Abated or Adjusted (1988)	
Other Educational Services				Balance December 31, 1988	2,300.00
STATUTORY EXPENDITURES				CURRENT FINANCES DECEMBER 31, 1988	
Pensions & F. I. C. A.	57,311.68			ASSETS	
Employee Fringe Benefits	33,023.19			Cash Dec. 31, 1988	729,536.63
Other Statutory Expenditures	100.00			Taxes Receivable	46,254.77
CETA And Other Public Employment Programs				Tax Title Liens	11,539.34
MUNICIPAL FUNCTIONS TOTAL	1,067,975.34			Foreclosed Property	2,300.00
CAPITAL IMPROVEMENTS *MEMO*				Emergencies & Other Deferred Charges	15,000.00
DEBT SERVICE				State and Federal Aid Receivable	
Principal Payments	90,100.00			Other Receivables	13,049.31
Interest Payments	47,268.23			Total	817,680.05
DEFERRED CHARGES	20,244.04			LIABILITIES, RESERVES, AND SURPLUS	
SCHOOL, COUNTY, SPECIAL DISTRICT TAXES	1,750,534.51			Cash Liabilities	539,384.84
RESERVE FOR UNCOLLECTED TAXES	79,685.66			Reserves for Receivables	73,143.42
EXPENDITURES TOTAL	3,055,807.78			Surplus Dec. 31, 1988	205,151.79
				Total	817,680.05

0254

Population 1980 5,603
 Population 1988 5,193
 S & P Rating
 Moody Rating

General Tax Rate Per \$100.

1.65

State Equalized Tax Rate

1.28

ROCHELLE PARK TOWNSHIP - BERGEN CO.

Form of Government:

Township Committee

Number of Members on Governing Body - 5

PER CAPITA:

Gross Debt 126.57

Net Debt 126.57

Debt Service 1,302.07

Total Tax Levy 704.05

Municipal Expenditures

PER CENT:

Gross Debt .16

Net Debt .16

Tax Levy Collected 97.65

Tax Levy Cancelled, Abated or Adjusted .01

EXPENDITURES		REVENUES-REALIZED		1988 PROPERTY TAX	
GENERAL GOVERNMENT				STATE EQUALIZED TAX RATE \rightarrow .58	
Governing Body & Public Boards	87,313.00	1988 Property Taxes Collected	6,532,019.15	Local District School Taxes	3,057,365.00
Municipal Clerk	54,400.00	1988 Payments in Lieu of Taxes		Regional & Consolidated School Tax	
Financial Administration	6,500.00	Delinquent Tax & Lien Collections	187,419.23	School Taxes in Municipal Budget	
Assessment of Taxes	29,000.00	Business Penalty Replacement Taxes	94,641.56	County Taxes	1,216,887.12
Collection of Taxes	53,740.00	Taxes from Public Utilities	410,820.00	County Library Taxes	
Planning, Housing & Development	92,453.43	Other Miscellaneous Tax Revenues		Local Municipal Purpose Taxes	2,440,385.00
Human Resources		State Aid Revenues	82,666.49	Veteran & Senior Citizen Taxes	92,000.00
Elections		Federal Aid Revenues		Total Taxes for Rate Computation	6,806,637.12
General Administration (other)	325,376.05	State and Local Fiscal Assistance Act Utilized	1,273.86	Special District Taxes	
JUDICIARY		Sale of Acquired Property	37,129.81	Bank Corp. Taxes	27,823.16
Municipal Courts	40,800.00	Other Miscellaneous Revenues	312,481.37	Added and Omitted Taxes	25,711.71
PUBLIC SAFETY		Total	7,703,456.47	Total Taxes Levied - ABSTRACT	6,768,171.99
Fire Protection	103,875.32	Prior Years Surplus Appropriated	390,500.00	Total Taxes Billed	6,740,348.83
Police Protection	1,011,020.34	REVENUES TOTAL	8,093,956.47	1988 TAXES COLLECTED	6,582,019.15
Civil Defense & Disaster Control	23,150.00	Reserve For Uncollected Taxes	268,772.22	1988 Taxes Cancelled, Abated or Adjusted	998.26
Environmental Inspection & Control	45,920.00	CAPITAL OUTLAY TOTAL	346,640.05	Transfer to Tax Title Liens or Foreclosed	
Other Public Safety		Public Enterprises		Balance Outstanding Dec. 31, 1988	156,631.42
PUBLIC WORKS		Recreation—Culture	4,104.78	PRIOR YEARS TAXES OUTSTANDING	
Streets and Drainage	197,580.00	Public Works	6,001.17	Balance January 1, 1988	195,957.00
Sewers and Sewage Processing	244,115.56	Buildings and Grounds	336,534.10	Collected in 1988	187,419.23
Garbage and Trash Disposal	427,000.00	Library and Education		Cancelled, Abated or Adjusted 1988	128.13
Public Buildings and Grounds	93,600.00	Conservation		Transfers to Tax Title Liens or Foreclosed	
Other Public Works		All Other		Balance December 31, 1988	8,409.64
HEALTH and WELFARE		CAPITAL DEBT AUTHORIZED, DECEMBER 31, 1988		TAX TITLE LIENS OUTSTANDING	
Health Services Except Environmental	30,392.00	ISSUED AND UNISSUED		Balance January 1, 1988	
Welfare-Public Assistance	7,450.00	School		Transfer From Taxes	
Hospitals, Clinics, First Aid		Self-Liquidating		Redeemed in 1988	
Animal, Insect, & Rodent Control	1,000.00	Other	657,906	Cancelled, Abated or Adjusted (1988)	
Other Welfare Services		Total	657,906	Transfers to Foreclosed Property	
RECREATION and CONSERVATION		ISSUED AND OUTSTANDING		Balance December 31, 1988	
Beaches and Boardwalks		School		PROPERTY ACQUIRED BY DEED OR FORECLOSURE	
Parks, Playgrounds, Shade Trees	5,125.00	Self-Liquidating		Balance January 1, 1988	5,850.00
Land Reclamation & Conservation	64,180.89	Other		Transfers From Taxes or Liens	
Other Recreational Services	17,730.00	Total	110,000.00	Sale for Cash (1988)	
EDUCATION (excluding schools)		Equalized Valuation Basis		Cancelled, Abated or Adjusted (1988)	
Libraries	3,000.00	FOR NET DEBT COMPUTATION	411,866.477	Balance December 31, 1988	5,850.00
Other Educational Services		REAL PROPERTY VALUATIONS		CURRENT FINANCES DECEMBER 31, 1988	
STATUTORY EXPENDITURES		Code Class # of Parcels % VAL'N	ASSESSED VALUATION	ASSETS	
Pensions & F. I. C. A	195,168.72	1 Vacant Land 81 1.63	6,136,600.00	Cash Dec. 31, 1988	1,791,584.84
Employee Fringe Benefits		2 Residential 1717 61.12	230,102,100.00	Taxes Receivable	165,041.06
Other Statutory Expenditures		3 Farm		Tax Title Liens	
CETA And Other Public Employment Programs		4a Commercial 114 27.67	104,181,400.00	Foreclosed Property	5,850.00
MUNICIPAL FUNCTIONS TOTAL	3,166,895.36	4b Industrial 31 7.92	29,832,900.00	Emergencies & Other Deferred Charges	109,643.87
CAPITAL IMPROVEMENTS *MEMO*		4c Apartments 3 1.65	6,229,700.00	State and Federal Aid Receivable	11,020.39
DEBT SERVICE		Total 1946	376,482,700.00	Other Receivables	
Principal Payments		Land Area 1.10 Sq. Miles		Total	2,083,140.16
Interest Payments		Net Valuation Taxable-Municipal	407,795,203	LIABILITIES, RESERVES, AND SURPLUS	
DEFERRED CHARGES	223,960.33	Net Valuation Taxable-County	480,593,642	Cash Liabilities	1,014,579.24
SCHOOL, COUNTY, SPECIAL DISTRICT TAXES	4,274,252.12	State Equalized Valuation	515,659,216	Reserves for Receivables	170,891.06
RESERVE FOR UNCOLLECTED TAXES	268,772.22	State Equalization Ratio	77.73	Surplus Dec. 31, 1988	897,669.86
EXPENDITURES TOTAL	7,933,880.03			Total	2,083,140.16

1434

Population 1980 6,852
 Population 1988 6,722
 S & P Rating
 Moody Rating A

General Tax Rate Per \$100.

6.67

State Equalized Tax Rate

1.62

ROCKAWAY BOROUGH — MORRIS COUNTY

Form of Government:

Borough Council

Number of Members on Governing Body — 6

PER CAPITA:

Gross Debt 458.85
 Net Debt 297.52
 Debt Service 20.69
 Total Tax Levy 1,015.60
 Municipal Expenditures 494.71

PER CENT.

Gross Debt .90
 Net Debt .58
 Tax Levy Collected 97.31
 Tax Levy Cancelled, Abated or Adjusted .45

EXPENDITURES		REVENUES-REALIZED		1988 PROPERTY TAX	
GENERAL GOVERNMENT				STATE EQUALIZED TAX RATE	
Governing Body & Public Boards	600.00			Local District School Taxes	.53
Municipal Clerk				Regional & Consolidated School Tax	.38
Financial Administration	51,620.00	1988 Property Taxes Collected		School Taxes in Municipal Budget	
Assessment of Taxes	97,000.00	1988 Payments in Lieu of Taxes		County Taxes	.24
Collection of Taxes	25,315.00	Delinquent Tax & Lien Collections		County Library Taxes	
Planning, Housing & Development	16,250.00	Business Personalty Replacement Taxes		Local Municipal Purpose Taxes	.47
Human Resources	15,541.79	Taxes from Public Utilities		Veteran & Senior Citizen Taxes	
Elections		Other Miscellaneous Tax Revenues		Total Taxes for Rate Computation	1.02
General Administration (other)	303,829.10	State Aid Revenues		Special District Taxes	
JUDICIARY		Federal Aid Revenues		Bank Corp. Taxes	
Municipal Courts	33,777.60	State and Local Fiscal Assistance Act Utilized		Added and Omitted Taxes	
PUBLIC SAFETY		Sole of Acquired Property		Total Taxes Levied - ABSTRACT	
Fire Protection	43,068.03	Other Miscellaneous Revenues		Total Taxes Billed	
Police Protection	507,642.96	Prior Years Surplus Appropriated		1988 TAXES COLLECTED	
Civil Defense & Disaster Control	550.00	REVENUES TOTAL		1988 Taxes Cancelled, Abated or Adjusted	
Environmental Inspection & Control	33,025.03	Reserve For Uncollected Taxes		Transfer to Tax Title Liens or Foreclosed	
Other Public Safety	21,000.03	CAPITAL OUTLAY TOTAL		Balance Outstanding Dec. 31, 1988	
PUBLIC WORKS				PRIOR YEARS TAXES OUTSTANDING	
Streets and Drainage	213,258.03	Public Enterprises		Balance January 1, 1988	
Sewers and Sewage Processing	333,732.61	Recreation—Culture		Collected in 1988	
Gorbage and Trash Disposal	447,933.00	Public Works		Cancelled, Abated or Adjusted 1988	
Public Buildings and Grounds	20,900.00	Buildings and Grounds		Transfers to Tax Title Liens or Foreclosed	
Other Public Works	16,000.00	Library and Education		Balance December 31, 1988	
HEALTH and WELFARE		Conservation		TAX TITLE LIENS OUTSTANDING	
Health Services Except Environmental	66,333.25	All Other		Balance January 1, 1988	
Welfare-Public Assistance	7,410.00	CAPITAL DEBT AUTHORIZED, DECEMBER 31, 1988		Transfer From Taxes	
Hospitals, Clinics, First Aid		ISSUED AND UNISSUED GROSS DEBT NET DEBT		Redeemed in 1988	
Animal, Insect, & Rodent Control		School 295,341		Cancelled, Abated or Adjusted (1988)	
Other Welfare Services		Self-liquidating 789,121		Transfers to Foreclosed Property	
RECREATION and CONSERVATION		Other 1,999,915		Balance December 31, 1988	
Beaches and Boardwalks		Total 3,084,378		PROPERTY ACQUIRED BY DEED OR FORECLOSURE	
Parks, Playgrounds, Shade Trees	500.00	ISSUED AND OUTSTANDING		Balance January 1, 1988	
Land Reclamation & Conservation	1,400.00	School 150,447.70		Transfers From Taxes or Liens	
Other Recreational Services	32,126.33	Self-Liquidating 694,121.93		Sole for Cash (1988)	
EDUCATION (excluding schools)		Other 1,621,215.03		Cancelled, Abated or Adjusted (1988)	
Libraries	55,638.80	Total 2,465,734.68		Balance December 31, 1988	
Other Educational Services		EQUALIZED VALUATION BASIS		CURRENT FINANCES DECEMBER 31, 1988	
STATUTORY EXPENDITURES		FOR NET DEBT COMPUTATION		ASSETS	
Pensions & F. I. C. A.	112,496.24	REAL PROPERTY VALUATIONS		Cash Dec. 31, 1988	
Employee Fringe Benefits	70,696.00	Code Class # of Parcels % VAL'N ASSESSED VALUATION		Taxes Receivable	
Other Statutory Expenditures	3,949.27	1 Vacant Land 117 1.65 1,663,600.00		Tax Title Liens	
CETA And Other Public Employment Programs		2 Residential 1683 62.93 63,490,500.00		Foreclosed Property	
MUNICIPAL FUNCTIONS TOTAL	2,611,703.03	3 Farm		Emergencies & Other Deferred Charges	
CAPITAL IMPROVEMENTS *MEMO*		4a Commercial 154 19.03 19,134,200.00		State and Federal Aid Receivable	
DEBT SERVICE		4b Industrial 26 10.39 10,474,400.00		Other Receivables	
Principal Payments	50,000.00	4c Apartments 23 5.95 6,000,400.00		Total	
Interest Payments	39,095.00	Total 2003 100,813,100.00		LIABILITIES, RESERVES, AND SURPLUS	
DEFERRED CHARGES		Land Area 2.00 Sq. Miles		Cash Liabilities	
SCHOOL, COUNTY, SPECIAL DISTRICT TAXES	178,266.52	Net Valuation Taxable-Municipal		Reserves for Receivables	
RESERVE FOR UNCOLLECTED TAXES	4,782,330.15	Net Valuation Taxable-County		Surplus Dec. 31, 1988	
EXPENDITURES TOTAL	3,107,753.03	State Equalized Valuation		Total	
		State Equalization Ratio			

1435

Population 1980 19,850
 Population 1988 19,817
 S & P Rating A
 Moody Rating A1

General Tax Rate Per \$100.

2.93

State Equalized Tax Rate

1.78

ROCKAWAY TWP. - MORRIS CO.**Form of Government:****Mayor-Council Plan F (OMCL 50)****Number of Members on Governing Body - 9****PER CAPITA:**

Gross Debt 1,275.53
 Net Debt 1,064.41
 Debt Service 76.67
 Total Tax Levy 1,451.98
 Municipal Expenditures 628.55

PER CENT:

Gross Debt 1.92
 Net Debt 1.60
 Tax Levy Collected 97.82
 Tax Levy Cancelled, Abated or Adjusted .12

EXPENDITURES		REVENUES-REALIZED		1988 PROPERTY TAX	
GENERAL GOVERNMENT				STATE EQUALIZED TAX RATE	
Governing Body & Public Boards		1988 Property Taxes Collected	28,159,424.23	Local District School Taxes	.68 10,964,049.47
Municipal Clerk		1988 Payments in Lieu of Taxes		Regional & Consolidated School Tax	.37 5,961,052.75
Financial Administration	210,078.00	Delinquent Tax & Lien Collections	483,458.23	School Taxes in Municipal Budget	
Assessment of Taxes	141,350.00	Business Personalty Replacement Taxes	287,109.08	County Taxes	.23 3,712,805.82
Collection of Taxes	104,621.00	Taxes from Public Utilities	904,807.00	County Library Taxes	.01 86,600.99
Planning, Housing & Development	117,445.00	Other Miscellaneous Tax Revenues		Local Municipal Purpose Taxes	.49 7,809,835.21
Human Resources	103,898.00	State Aid Revenues	308,355.12	Veteran & Senior Citizen Taxes	
Elections	7,328.00	Federal Aid Revenues		Total Taxes for Rate Computation	1.78 28,643,844.24
General Administration (other)	1,535,705.00	State and Local Fiscal Assistance Act Utilized	3,534.00	Special District Taxes	
JUDICIARY		Sale of Acquired Property		Bank Corp. Taxes	3,727.26
Municipal Courts	189,336.00	Other Miscellaneous Revenues	2,220,065.73	Added and Omitted Taxes	235,796.18
PUBLIC SAFETY		Total	32,266,753.39	Total Taxes Levied - ABSTRACT	28,773,867.68
Fire Protection	388,529.60	Prior Years Surplus Appropriated	1,025,000.00	Total Taxes Billed	28,785,630.51
Police Protection	2,264,913.00	REVENUES TOTAL	33,291,753.39	1988 TAXES COLLECTED	28,159,424.23
Civil Defense & Disaster Control	11,300.00	Reserve For Uncollected Taxes	1,080,000.00	1988 Taxes Cancelled, Abated or Adjusted	33,134.63
Environmental Inspection & Control	157,234.00	CAPITAL OUTLAY TOTAL	1,926,180.20	Transfer to Tax Title Liens or Foreclosed	162,623.60
Other Public Safety				Balance Outstanding Dec. 31, 1988	430,448.05
PUBLIC WORKS				PRIOR YEARS TAXES OUTSTANDING	
Streets and Drainage	1,223,974.00	Public Enterprises	512,961.12	Balance January 1, 1988	552,161.92
Sewers and Sewage Processing		Recreation—Culture		Collected in 1988	427,478.83
Garbage and Trash Disposal	190,000.00	Public Works	1,407,755.73	Cancelled, Abated or Adjusted 1988	2,586.46
Public Buildings and Grounds	76,817.00	Buildings and Grounds	5,463.35	Transfers to Tax Title Liens or Foreclosed	99,060.79
Other Public Works	80,000.00	Library and Education		Balance December 31, 1988	23,035.84
HEALTH and WELFARE		Conservation		TAX TITLE LIENS OUTSTANDING	
Health Services Except Environmental	385,034.00	All Other		Balance January 1, 1988	614,872.66
Welfare-Public Assistance	11,870.00	CAPITAL DEBT AUTHORIZED, DECEMBER 31, 1988		Transfer From Taxes	284,928.32
Hospitals, Clinics, First Aid		ISSUED AND UNISSUED		Redeemed in 1988	55,979.40
Animal, Insect, & Radent Control	22,130.00	School	2,401,602	Cancelled, Abated or Adjusted (1988)	
Other Welfare Services		Self-liquidating	1,326,111	Transfers to Foreclosed Property	
RECREATION and CONSERVATION		Other	21,549,449	Balance December 31, 1988	843,821.58
Beaches and Boardwalks		Total	25,277,162	PROPERTY ACQUIRED BY DEED OR FORECLOSURE	
Parks, Playgrounds, Shade Trees	231,327.00	ISSUED AND OUTSTANDING		Balance January 1, 1988	474,700.00
Land Reclamation & Conservation	154,023.00	School	2,401,602.53	Transfers From Taxes or Liens	
Other Recreational Services	245,121.00	Self-Liquidating	599,361.00	Sale for Cash (1988)	
EDUCATION (excluding schools)		Other	15,595,800.00	Cancelled, Abated or Adjusted (1988)	
Libraries	401,933.00	Total	13,596,763.53	Balance December 31, 1988	474,700.00
Other Educational Services	7,000.00	EQUALIZED VALUATION BASIS		CURRENT FINANCES DECEMBER 31, 1988	
STATUTORY EXPENDITURES		FOR NET DEBT COMPUTATION	1,316,320,555	ASSETS	
Pensions & F. I. C. A.	647,800.00	REAL PROPERTY VALUATIONS		Cash Dec. 31, 1988	5,465,017.08
Employee Fringe Benefits	531,700.00	Code Class # of Parcels % VAL'N		Taxes Receivable	453,483.89
Other Statutory Expenditures	10,000.00	1 Vacant Land 1238 9.69	94,093,350.00	Tax Title Liens	843,821.58
CETA And Other Public Employment Programs		2 Residential 6503 64.75	628,792,350.00	Foreclosed Property	474,700.00
MUNICIPAL FUNCTIONS TOTAL	9,557,711.60	3 Farm 15 .01	115,600.00	Emergencies & Other Deferred Charges	44,000.00
CAPITAL IMPROVEMENTS *MEMO*	140,000.00	4a Commercial 114 16.57	160,855,083.00	State and Federal Aid Receivable	
DEBT SERVICE		4b Industrial 19 6.85	66,480,400.00	Other Receivables	325,255.71
Principal Payments	534,050.00	4c Apartments 7 2.13	20,704,200.00	Total	7,606,278.26
Interest Payments	985,223.50	Total 7896	971,040,983.00	LIABILITIES, RESERVES, AND SURPLUS	
DEFERRED CHARGES	299,000.00	Land Area 42.35 Sq. Miles		Cash Liabilities	3,552,060.31
SCHOOL, COUNTY, SPECIAL DISTRICT TAXES	20,724,539.03	Net Valuation Taxable-Municipal	974,397,076	Reserves for Receivables	2,097,261.18
RESERVE FOR UNCOLLECTED TAXES	1,030,000.00	Net Valuation Taxable-County	1,614,961,304	Surplus Dec. 31, 1988	1,956,956.77
EXPENDITURES TOTAL	33,180,474.13	State Equalized Valuation	1,605,205,290	Total	7,606,278.26
		State Equalization Ratio	60.62		

0255
Population 1980 192
Population 1988 199
S & P Rating
Moody Rating A1

General Tax Rate Per \$100. 1.11
State Equalized Tax Rate .37

ROCKLEIGH BOROUGH – BERGEN COUNTY
Form of Government:
Borough Council
Number of Members on Governing Body – 6

PER CAPITA.
Gross Debt 2,934.96
Net Debt 2,934.96
Debt Service 633.83
Total Tax Levy 4,889.62
Municipal Expenditures 3,395.60
PER CENT:
Gross Debt .33
Net Debt .33
Tax Levy Collected 94.60
Tax Levy Cancelled, Abated or Adjusted

EXPENDITURES		REVENUES-REALIZED		1988 PROPERTY TAX	
GENERAL GOVERNMENT				STATE EQUALIZED TAX RATE .34	
Governing Body & Public Boards		1988 Property Taxes Collected	925,165.06	Local District School Taxes	92,000.35
Municipal Clerk		1988 Payments in Lieu of Taxes		Regional & Consolidated School Tax	
Financial Administration	2,100.00	Delinquent Tax & Lien Collections	3,793.70	School Taxes in Municipal Budget	
Assessment of Taxes	12,010.00	Business Personalty Replacement Taxes	39,203.03	County Taxes	382,371.47
Collection of Taxes	4,200.00	Taxes from Public Utilities	66,143.00	County Library Taxes	
Planning, Housing & Development	6,300.00	Other Miscellaneous Tax Revenues		Local Municipal Purpose Taxes	449,657.30
Human Resources		State Aid Revenues		Veteran & Senior Citizen Taxes	2,200.00
Elections		Federal Aid Revenues		Total Taxes for Rate Computation	926,229.12
General Administration (other)	133,974.94	State and Local Fiscal Assistance Act Utilized		Special District Taxes	
JUDICIARY		Sale of Acquired Property		Bank Corp. Taxes	
Municipal Courts	600.00	Other Miscellaneous Revenues	69,524.52	Added and Omitted Taxes	48,306.04
PUBLIC SAFETY		Total	1,103,834.36	Total Taxes Levied - ABSTRACT	972,335.16
Fire Protection	57,925.87	Prior Years Surplus Appropriated	79,000.00	Total Taxes Billed	977,940.09
Police Protection	174,561.40	REVENUES TOTAL	1,182,834.36	1988 TAXES COLLECTED	925,165.06
Civil Defense & Disaster Control		Reserve For Uncollected Taxes	24,319.00	1988 Taxes Cancelled, Abated or Adjusted	
Environmental Inspection & Control	13,367.71	CAPITAL OUTLAY TOTAL	21,183.55	Transfer to Tax Title Liens or Foreclosed	
Other Public Safety				Balance Outstanding Dec. 31, 1988	52,775.03
PUBLIC WORKS				PRIOR YEARS TAXES OUTSTANDING	
Streets and Drainage	31,241.43	Public Enterprises		Balance January 1, 1988	3,953.46
Sewers and Sewage Processing		Recreation—Culture	2,825.69	Collected in 1988	3,793.70
Garbage and Trash Disposal	25,453.29	Public Works	17,112.96	Cancelled, Abated or Adjusted 1988	
Public Buildings and Grounds	24,800.00	Buildings and Grounds	1,250.00	Transfers to Tax Title Liens or Foreclosed	
Other Public Works		Library and Education		Balance December 31, 1988	159.76
HEALTH and WELFARE		Conservation		TAX TITLE LIENS OUTSTANDING	
Health Services Except Environmental	6,800.00	All Other		Balance January 1, 1988	
Welfare-Public Assistance		CAPITAL DEBT AUTHORIZED, DECEMBER 31, 1988		Transfer From Taxes	
Hospitals, Clinics, First Aid	500.00	ISSUED AND UNISSUED GROSS DEBT		Redeemed in 1988	
Animal, Insect, & Rodent Control	1,200.00	School		Cancelled, Abated or Adjusted (1988)	
Other Welfare Services		Self-liquidating		Transfers to Foreclosed Property	
RECREATION and CONSERVATION		Other	584,056	Balance December 31, 1988	
Beaches and Boardwalks		Total	584,056	PROPERTY ACQUIRED BY DEED OR	
Parks, Playgrounds, Shade Trees				FORECLOSURE	
Land Reclamation & Conservation		ISSUED AND OUTSTANDING		Balance January 1, 1988	
Other Recreational Services	1,800.00	School		Transfers From Taxes or Liens	
EDUCATION (excluding schools)		Self-Liquidating		Sale for Cash (1988)	
Libraries	1,000.00	Other	445,000.00	Cancelled, Abated or Adjusted (1988)	
Other Educational Services	3,000.00	Total	445,000.00	Balance December 31, 1988	
STATUTORY EXPENDITURES		EQUALIZED VALUATION BASIS		CURRENT FINANCES DECEMBER 31, 1988	
Pensions & F. I. C. A.	5,292.00	FOR NET DEBT COMPUTATION	177,452,069	ASSETS	
Employee Fringe Benefits		REAL PROPERTY VALUATIONS		Cash Dec. 31, 1988	505,989.00
Other Statutory Expenditures	395.00	Code Class # of Parcels % VAL'N	ASSESSED VALUATION	Taxes Receivable	52,934.79
CETA And Other Public Employment Programs		1 Vacant Land 22 2.39	1,994,100.00	Tax Title Liens	
MUNICIPAL FUNCTIONS TOTAL	506,511.64	2 Residential 61 14.76	12,308,500.00	Foreclosed Property	
CAPITAL IMPROVEMENTS *MEMO*	10,000.00	3 Farm		Emergencies & Other Deferred Charges	12,033.53
DEBT SERVICE		4a Commercial 4 5.29	4,407,700.00	State and Federal Aid Receivable	410.00
Principal Payments	100,000.00	4b Industrial 14 77.56	64,673,000.00	Other Receivables	20,077.95
Interest Payments	25,142.62	4c Apartments		Total	591,445.27
		Total 101	83,383,300.00	LIABILITIES, RESERVES, AND SURPLUS	
DEFERRED CHARGES	18,750.44	Land Area 1.00 Sq. Miles		Cash Liabilities	399,352.73
SCHOOL, COUNTY, SPECIAL DISTRICT TAXES	474,371.82	Net Valuation Taxable-Municipal	83,705,770	Reserves for Receivables	73,012.74
RESERVE FOR UNCOLLECTED TAXES	24,319.00	Net Valuation Taxable-County	150,557,372	Surplus Dec. 31, 1988	119,079.80
EXPENDITURES TOTAL	1,150,095.52	State Equalized Valuation	248,054,547	Total	591,445.27
		State Equalization Ratio	33.66		

1817

Population 1980 717
 Population 1988 559
 S & P Rating
 Moody Rating

General Tax Rate Per \$100. 2.30
 State Equalized Tax Rate 1.23

ROCKY HILL BOROUGH - SOMERSET CO.

Form of Government:

Borough Council

Number of Members on Governing Body - 6

PER CAPITA:

Gross Debt 187.19
 Net Debt 87.19
 Debt Service 31.52
 Total Tax Levy 1,054.99
 Municipal Expenditures 465.39

PER CENT:

Gross Debt .27
 Net Debt .12
 Tax Levy Collected 96.35
 Tax Levy Cancelled, Abated or Adjusted .30

EXPENDITURES		REVENUES-REALIZED		1988 PROPERTY TAX	
GENERAL GOVERNMENT				STATE EQUALIZED TAX RATE	
Governing Body & Public Boards		1988 Property Taxes Collected	651,472.43	Local District School Taxes .59	322,646.50
Municipal Clerk	12,095.00	1988 Payments in Lieu of Taxes		Regional & Consolidated School Tax	
Financial Administration	2,590.00	Delinquent Tax & Lien Collections	16,002.78	School Taxes in Municipal Budget	
Assessment of Taxes	5,460.00	Business Personalty Replacement Taxes	26,014.44	County Taxes .44	243,354.08
Collection of Taxes	15,825.00	Taxes from Public Utilities	56,581.00	County Library Taxes .03	14,384.24
Planning, Housing & Development		Other Miscellaneous Tax Revenues		Local Municipal Purpose Taxes .17	92,993.78
Human Resources	950.00	State Aid Revenues	6,163.40	Veteran & Senior Citizen Taxes	5,650.00
Elections	44,480.00	Federal Aid Revenues		Total Taxes for Rate Computation 1.23	679,028.60
General Administration (other)	5,093.00	State and Local Fiscal Assistance Act Utilized		Special District Taxes	30,373.03
JUDICIARY		Sale of Acquired Property	29,509.82	Bank Corp. Taxes	2,035.50
Municipal Courts	21,990.00	Other Miscellaneous Revenues	785,743.92	Added and Omitted Taxes	705,787.13
PUBLIC SAFETY		Total	36,102.85	Total Taxes Levied - ABSTRACT	676,125.25
Fire Protection	14,175.00	Prior Years Surplus Appropriated	871,851.77	Total Taxes Billed	651,472.48
Police Protection	4,375.00	REVENUES TOTAL	45,000.00	1988 TAXES COLLECTED	2,035.50
Civil Defense & Disaster Control		Reserve For Uncollected Taxes	30,937.63	1988 Taxes Cancelled, Abated or Adjusted	
Environmental Inspection & Control		CAPITAL OUTLAY TOTAL		Transfer to Tax Title Liens or Foreclosed	
Other Public Safety		Public Enterprises		Balance Outstanding Dec. 31, 1988	22,617.27
PUBLIC WORKS		Recreation—Culture		PRIOR YEARS TAXES OUTSTANDING	
Streets and Drainage	13,500.00	Public Works	1,934.35	Balance January 1, 1988	16,492.39
Sewers and Sewage Processing	76,100.00	Buildings and Grounds	29,003.28	Collected in 1988	16,002.78
Garbage and Trash Disposal	8,000.00	Library and Education		Cancelled, Abated or Adjusted 1988	
Public Buildings and Grounds		Conservation		Transfers to Tax Title Liens or Foreclosed	
Other Public Works		All Other		Balance December 31, 1988	489.61
HEALTH and WELFARE		CAPITAL DEBT AUTHORIZED, DECEMBER 31, 1988		TAX TITLE LIENS OUTSTANDING	
Health Services Except Environmental	3,213.75	ISSUED AND UNISSUED		Balance January 1, 1988	
Welfare-Public Assistance	260.00	School		Transfer From Taxes	
Hospitals, Clinics, First Aid		Self-liquidating	66,900	Redeemed in 1988	
Animal, Insect, & Rodent Control		Other	58,332	Cancelled, Abated or Adjusted (1988)	
Other Welfare Services		Total	125,232	Transfers to Foreclosed Property	
RECREATION and CONSERVATION		ISSUED AND OUTSTANDING		Balance December 31, 1988	
Beaches and Boardwalks		School		PROPERTY ACQUIRED BY DEED OR	
Parks, Playgrounds, Shade Trees		Self-Liquidating	56,000.00	FORECLOSURE	
Land Reclamation & Conservation		Other	8,332.70	Balance January 1, 1988	
Other Recreational Services	5,000.00	Total	64,332.70	Transfers From Taxes or Liens	
EDUCATION (excluding schools)		EQUALIZED VALUATION BASIS		Sale for Cash (1988)	
Libraries	3,000.00	FOR NET DEBT COMPUTATION	46,877,834	Cancelled, Abated or Adjusted (1988)	
Other Educational Services		REAL PROPERTY VALUATIONS		Balance December 31, 1988	
STATUTORY EXPENDITURES		Code Class # of Parcels % VAL'N	ASSESSED VALUATION	CURRENT FINANCES DECEMBER 31, 1988	
Pensions & F. I. C. A.	4,000.00	1 Vacant Land 15 .92	269,100.00	ASSETS	
Employee Fringe Benefits		2 Residential 244 87.79	25,657,800.00	Cash Dec. 31, 1988	257,551.08
Other Statutory Expenditures		3 Farm 7 .11	33,300.00	Taxes Receivable	23,106.88
CETA And Other Public Employment Programs	245,258.78	4a Commercial 17 5.66	1,654,500.00	Tax Title Liens	
MUNICIPAL FUNCTIONS TOTAL	23,100.00	4b Industrial 1 3.34	975,000.00	Foreclosed Property	
CAPITAL IMPROVEMENTS * MEMO *		4c Apartments 5 2.18	636,450.00	Emergencies & Other Deferred Charges	440.00
DEBT SERVICE		Total 239	29,226,150.00	State and Federal Aid Receivable	1,120.65
Principal Payments	20,334.00	Land Area .60 Sq. Miles		Other Receivables	25,086.35
Interest Payments	750.00	Net Valuation Taxable-Municipal	29,308,250	Total	307,304.96
DEFERRED CHARGES		Net Valuation Taxable-County	51,233,403	LIABILITIES, RESERVES, AND SURPLUS	
SCHOOL, COUNTY, SPECIAL DISTRICT TAXES	580,334.82	State Equalized Valuation	54,659,411	Cash Liabilities	118,833.47
RESERVE FOR UNCOLLECTED TAXES	45,000.00	State Equalization Ratio	53.55	Reserves for Receivables	48,193.23
EXPENDITURES TOTAL	891,727.60			Surplus Dec. 31, 1988	140,278.26
				Total	307,304.96

Population 1980 835
 Population 1988 925
 S & P Rating
 Moody Rating

General Tax Rate Per \$100.

4.08

State Equalized Tax Rate

2.39

ROOSEVELT BOROUGH – MONMOUTH CO.

Form of Government:

Borough Council

Number of Members on Governing Body – 6

PER CAPITA:

Gross Debt 1,220.04

Net Debt

Debt Service

Total Tax Levy 1,024.38

Municipal Expenditures 289.16

PER CENT:

Gross Debt 3.64

Net Debt

Tax Levy Collected 96.72

Tax Levy Cancelled, Abated
or Adjusted

EXPENDITURES		REVENUES-REALIZED		1988 PROPERTY TAX	
GENERAL GOVERNMENT				STATE EQUALIZED TAX RATE → 1.68	
Governing Body & Public Boards		1988 Property Taxes Collected	916,702.30	Local District School Taxes	666,040.00
Municipal Clerk		1988 Payments in Lieu of Taxes		Regional & Consolidated School Tax	
Financial Administration	14,135.00	Delinquent Tax & Lien Collections	19,839.66	School Taxes in Municipal Budget	
Assessment of Taxes	2,233.00	Business Personalty Replacement Taxes	4,603.64	County Taxes	134,315.24
Collection of Taxes	7,371.00	Taxes from Public Utilities	54,364.00	County Library Taxes	5,009.72
Planning, Housing & Development	3,621.00	Other Miscellaneous Tax Revenues		Local Municipal Purpose Taxes	133,610.15
Human Resources	71.77	State Aid Revenues	12,913.94	Veteran & Senior Citizen Taxes	7,550.00
Elections		Federal Aid Revenues		Total Taxes for Rate Computation	951,525.11
General Administration (other)	86,513.00	State and Local Fiscal Assistance Act Utilized		Special District Taxes	
JUDICIARY		Sale of Acquired Property		Bank Corp. Taxes	3,580.59
Municipal Courts	4,000.00	Other Miscellaneous Revenues	36,900.77	Added and Omitted Taxes	
PUBLIC SAFETY		Total	1,045,324.31	Total Taxes Levied - ABSTRACT	947,555.70
Fire Protection	5,008.20	Prior Years Surplus Appropriated	34,500.00	Total Taxes Billed	947,783.36
Police Protection	6,005.00	REVENUES TOTAL	1,129,324.31	1988 TAXES COLLECTED	916,702.30
Civil Defense & Disaster Control	150.00	Reserve For Uncollected Taxes	23,800.00	1988 Taxes Cancelled, Abated or Adjusted	36.94
Environmental Inspection & Control	500.00	CAPITAL OUTLAY TOTAL	107,790.71	Transfer to Tax Title Liens or Foreclosed	
Other Public Safety				Balance Outstanding Dec. 31, 1988	31,044.12
PUBLIC WORKS				PRIOR YEARS TAXES OUTSTANDING	
Streets and Drainage	76,370.41	Public Enterprises	101,765.71	Balance January 1, 1988	26,402.93
Sewers and Sewage Processing	3,000.00	Recreation—Culture		Collected in 1988	19,339.66
Garbage and Trash Disposal		Public Works		Cancelled, Abated or Adjusted 1988	
Public Buildings and Grounds	11,500.00	Buildings and Grounds	6,025.00	Transfers to Tax Title Liens or Foreclosed	
Other Public Works		Library and Education		Balance December 31, 1988	6,563.27
HEALTH and WELFARE		Conservation		TAX TITLE LIENS OUTSTANDING	
Health Services Except Environmental		All Other		Balance January 1, 1988	
Welfare-Public Assistance		CAPITAL DEBT AUTHORIZED, DECEMBER 31, 1988		Transfer From Taxes	
Hospitals, Clinics, First Aid		ISSUED AND UNISSUED		Redeemed in 1988	
Animal, Insect, & Rodent Control		School		Cancelled, Abated or Adjusted (1988)	
Other Welfare Services		Self-liquidating	1,128,533	Transfers to Foreclosed Property	
RECREATION and CONSERVATION		Other		Balance December 31, 1988	
Beaches and Boardwalks		Total	1,128,533	PROPERTY ACQUIRED BY DEED OR	
Parks, Playgrounds, Shade Trees	2,100.00			FORECLOSURE	
Land Reclamation & Conservation		ISSUED AND OUTSTANDING		Balance January 1, 1988	
Other Recreational Services	375.00	School		Transfers From Taxes or Liens	
EDUCATION (excluding schools)		Self-Liquidating	1,128,533.36	Sale for Cash (1988)	
Libraries	50.00	Other		Cancelled, Abated or Adjusted (1988)	
Other Educational Services		Total	1,128,533.36	Balance December 31, 1988	
STATUTORY EXPENDITURES		EQUALIZED VALUATION BASIS		CURRENT FINANCES DECEMBER 31, 1988	
Pensions & F. I. C. A.	5,450.08	FOR NET DEBT COMPUTATION	31,040,715	ASSETS	
Employee Fringe Benefits		REAL PROPERTY VALUATIONS		Cash Dec. 31, 1988	440,151.25
Other Statutory Expenditures	600.00	Code Class # of Parcels % VAL'N	ASSESSED VALUATION	Taxes Receivable	37,607.39
CETA And Other Public Employment Programs		1 Vacant Land 3 1.12	257,500.00	Tax Title Liens	
MUNICIPAL FUNCTIONS TOTAL	229,673.45	2 Residential 293 37.28	20,143,500.00	Foreclosed Property	
CAPITAL IMPROVEMENTS *MEMO*	50,000.00	3 Farm 18 3.54	315,860.00	Emergencies & Other Deferred Charges	
DEBT SERVICE		4a Commercial 6 3.40	735,500.00	State and Federal Aid Receivable	125.00
Principal Payments		4b Industrial 3 1.62	373,900.00	Other Receivables	2,371.30
Interest Payments		4c Apartments 1 3.05	702,900.00	Total	430,754.94
DEFERRED CHARGES	9,000.00	Total 334	23,079,160.00	LIABILITIES, RESERVES, AND SURPLUS	
SCHOOL, COUNTY, SPECIAL DISTRICT TAXES	805,364.96	Land Area 1.93 Sq. Miles		Cash Liabilities	310,065.96
RESERVE FOR UNCOLLECTED TAXES	23,800.00	Net Valuation Taxable-Municipal	23,159,251	Reserves for Receivables	40,478.69
EXPENDITURES TOTAL	1,072,338.42	Net Valuation Taxable-County	31,533,283	Surplus Dec. 31, 1988	130,210.29
		State Equalized Valuation	39,477,769	Total	480,754.94
		State Equalization Ratio	52.53		

0718

Population 1980 5,330
 Population 1988 5,493
 S & P Rating
 Moody Rating A1

General Tax Rate Per \$100.

5.14

State Equalized Tax Rate

1.42

ROSELAND BOROUGH — ESSEX COUNTY

Form of Government:

Borough Council

Number of Members on Governing Body — 6

PER CAPITA:

Gross Debt 1,636.61
 Net Debt 1,266.56
 Debt Service 64.84
 Total Tax Levy 2,264.98
 Municipal Expenditures 825.00

PER CENT:

Gross Debt 1.35
 Net Debt 1.05
 Tax Levy Collected 99.39
 Tax Levy Cancelled, Abated or Adjusted

EXPENDITURES		REVENUES-REALIZED		1988 PROPERTY TAX	
GENERAL GOVERNMENT		1988 Property Taxes Collected		STATE EQUALIZED TAX RATE	
Governing Body & Public Boards			12,357,708.36	Local District School Taxes	.19 1,675,054.00
Municipal Clerk				Regional & Consolidated School Tax	.31 2,755,162.14
Financial Administration	18,500.00	1988 Payments in Lieu of Taxes		School Taxes in Municipal Budget	
Assessment of Taxes	21,636.00	Delinquent Tax & Lien Collections	86,810.62	County Taxes	.58 5,088,277.98
Collection of Taxes	24,700.00	Business Personalty Replacement Taxes	162,787.20	County Library Taxes	
Planning, Housing & Development	43,392.00	Taxes from Public Utilities	652,787.00	Local Municipal Purpose Taxes	.33 2,890,915.68
Human Resources	4,406.57	Other Miscellaneous Tax Revenues		Veteran & Senior Citizen Taxes	32,800.00
Elections	1,300.00	State Aid Revenues	34,665.36	Total Taxes for Rate Computation	1.41 12,442,209.80
General Administration (other)	662,644.00	Federal Aid Revenues		Special District Taxes	
JUDICIARY		State and Local Fiscal Assistance Act Utilized	326.00	Bank Corp. Taxes	36,882.55
Municipal Courts	63,130.00	Sale of Acquired Property		Added and Omitted Taxes	6,553.50
PUBLIC SAFETY		Other Miscellaneous Revenues	549,642.54	Total Taxes Levied - ABSTRACT	12,452,845.85
Fire Protection	70,741.03	Total	13,344,728.03	Total Taxes Billed	12,433,212.82
Police Protection	987,566.77	Prior Years Surplus Appropriated	300,000.00	1988 TAXES COLLECTED	12,357,708.36
Civil Defense & Disaster Control	3,770.00	REVENUES TOTAL	14,144,728.08	1988 Taxes Cancelled, Abated or Adjusted	
Environmental Inspection & Control	134,550.00	Reserve For Uncollected Taxes	241,000.00	Transfer to Tax Title Liens or Foreclosed	143.92
Other Public Safety		CAPITAL OUTLAY TOTAL	1,338,088.10	Balance Outstanding Dec. 31, 1988	75,360.54
PUBLIC WORKS				PRIOR YEARS TAXES OUTSTANDING	
Streets and Drainage	286,450.00	Public Enterprises	333,765.30	Balance January 1, 1988	86,810.62
Sewers and Sewage Processing	147,032.00	Recreation—Culture	407,052.71	Collected in 1988	86,810.62
Garbage and Trash Disposal	449,160.00	Public Works	136,838.13	Cancelled, Abated or Adjusted 1988	
Public Buildings and Grounds	135,370.00	Buildings and Grounds	124,001.33	Transfers to Tax Title Liens or Foreclosed	
Other Public Works		Library and Education	336,430.53	Balance December 31, 1988	
HEALTH and WELFARE		Conservation		TAX TITLE LIENS OUTSTANDING	
Health Services Except Environmental	33,276.00	All Other		Balance January 1, 1988	2,038.22
Welfare-Public Assistance	15,750.00	CAPITAL DEBT AUTHORIZED, DECEMBER 31, 1988		Transfer From Taxes	143.92
Hospitals, Clinics, First Aid		ISSUED AND UNISSUED		Redeemed in 1988	
Animal, Insect, & Rodent Control	2,205.00	School	734,107	Cancelled, Abated or Adjusted (1988)	
Other Welfare Services		Self-liquidating	1,433,572	Transfers to Foreclosed Property	
RECREATION and CONSERVATION		Other	6,830,380	Balance December 31, 1988	2,182.14
Beaches and Boardwalks		Total	8,998,059	PROPERTY ACQUIRED BY DEED OR FORECLOSURE	
Parks, Playgrounds, Shade Trees	15,517.00	ISSUED AND OUTSTANDING		Balance January 1, 1988	247,200.00
Land Reclamation & Conservation	2,535.00	School	734,107.70	Transfers From Taxes or Liens	
Other Recreational Services	83,440.00	Self-liquidating	1,369,500.00	Sale for Cash (1988)	
EDUCATION (excluding schools)		Other	5,498,000.00	Cancelled, Abated or Adjusted (1988)	
Libraries	150,000.00	Total	7,601,607.70	Balance December 31, 1988	247,200.00
Other Educational Services		EQUALIZED VALUATION BASIS		CURRENT FINANCES DECEMBER 31, 1988	
STATUTORY EXPENDITURES		FOR NET DEBT COMPUTATION	666,094,646	ASSETS	
Pensions & F. I. C. A.	228,154.00	REAL PROPERTY VALUATIONS		Cash Dec. 31, 1988	857,864.27
Employee Fringe Benefits	143,054.00	Code Class # of Parcels % VAL'N		Taxes Receivable	75,360.54
Other Statutory Expenditures	2,000.00	1 Vacant Land 82 2.64	6,370,800.00	Tax Title Liens	2,182.14
CETA And Other Public Employment Programs		2 Residential 1501 36.77	83,587,100.00	Foreclosed Property	247,200.00
MUNICIPAL FUNCTIONS TOTAL	3,742,379.42	3 Farm 3 .04	78,800.00	Emergencies & Other Deferred Charges	
CAPITAL IMPROVEMENTS *MEMO*	70,300.00	4a Commercial 63 48.97	117,972,400.00	State and Federal Aid Receivable	
DEBT SERVICE		4b Industrial 23 7.37	18,964,200.00	Other Receivables	250,927.57
Principal Payments	169,305.75	4c Apartments 1 3.71	3,949,800.00	Total	1,433,534.52
Interest Payments	137,177.65	Total 1678	240,923,100.00	LIABILITIES, RESERVES, AND SURPLUS	
DEFERRED CHARGES	195,939.78	Land Area 3.53 Sq. Miles		Cash Liabilities	483,377.16
SCHOOL, COUNTY, SPECIAL DISTRICT TAXES	9,518,494.12	Net Valuation Taxable-Municipal	241,763,800	Reserves for Receivables	575,670.25
RESERVE FOR UNCOLLECTED TAXES	241,000.00	Net Valuation Taxable-County	663,431,312	Surplus Dec. 31, 1988	374,487.11
EXPENDITURES TOTAL	14,054,346.72	State Equalized Valuation	874,060,869	Total	1,433,534.52
		State Equalization Ratio	27.59		

2014

Population 1980 20,641
 Population 1988 20,441
 S & P Rating
 Moody Rating A

General Tax Rate Per \$100. 6.63
 State Equalized Tax Rate 2.43

ROSELLE BOROUGH - UNION COUNTY

Form of Government:

Borough Council

Number of Members on Governing Body - 6

PER CAPITA:		PER CENT:	
Grass Debt	171.90	Grass Debt	.57
Net Debt	171.90	Net Debt	.57
Debt Service	19.04	Tax Levy Collected	96.74
Total Tax Levy	393.90	Tax Levy Cancelled, Abated	
Municipal Expenditures	603.83	or Adjusted	.22

EXPENDITURES		REVENUES-REALIZED		1988 PROPERTY TAX	
GENERAL GOVERNMENT		1988 Property Taxes Collected		STATE EQUALIZED TAX RATE	
Governing Body & Public Boards		1988 Payments in Lieu of Taxes		Local District School Taxes	1.07
Municipal Clerk	69,500.00	Delinquent Tax & Lien Collections		Regional & Consolidated School Tax	8,031,561.50
Financial Administration	400,025.00	Business Personalty Replacement Taxes		School Taxes in Municipal Budget	
Assessment of Taxes	147,400.00	Taxes from Public Utilities		County Taxes	.35
Collection of Taxes	10,720.00	Other Miscellaneous Tax Revenues		County Library Taxes	
Planning, Housing & Development	203,272.87	State Aid Revenues		Local Municipal Purpose Taxes	1.00
Human Resources	373,050.00	Federal Aid Revenues		Veteran & Senior Citizen Taxes	
Elections		State and Local Fiscal Assistance Act Utilized		Total Taxes for Rate Computation	2.42
General Administration (other)		Sale of Acquired Property		Special District Taxes	
JUDICIARY		Other Miscellaneous Revenues		Bank Corp. Taxes	17,173.33
Municipal Courts	100,044.56	Total	2,923.00	Added and Omitted Taxes	82,099.22
PUBLIC SAFETY		Prior Years Surplus Appropriated		Total Taxes Levied - ABSTRACT	18,272,230.55
Fire Protection	1,287,261.25	REVENUES		Total Taxes Billed	18,265,395.92
Police Protection	1,738,922.95	Reserve For Uncollected Taxes		1988 TAXES COLLECTED	17,669,616.18
Civil Defense & Disaster Control	10,000.00	TOTAL	22,236,215.30	1988 Taxes Cancelled, Abated or Adjusted	40,115.52
Environmental Inspection & Control	103,000.00	CAPITAL OUTLAY		Transfer to Tax Title Liens or Foreclosed	27,375.56
Other Public Safety		TOTAL	639,678.54	Balance Outstanding Dec. 31, 1988	527,773.66
PUBLIC WORKS		Public Enterprises		PRIOR YEARS TAXES OUTSTANDING	
Streets and Drainage	969,211.00	Recreation—Culture		Balance January 1, 1988	610,229.00
Sewers and Sewage Processing	934,067.00	Public Works		Collected in 1988	537,308.32
Garbage and Trash Disposal	2,300,000.00	Buildings and Grounds		Cancelled, Abated or Adjusted 1988	
Public Buildings and Grounds	44,600.00	Library and Education		Transfers to Tax Title Liens or Foreclosed	6,310.41
Other Public Works	49,000.00	Conservation		Balance December 31, 1988	16,109.77
HEALTH and WELFARE		All Other		TAX TITLE LIENS OUTSTANDING	
Health Services Except Environmental	117,478.00	CAPITAL DEBT AUTHORIZED, DECEMBER 31, 1988		Balance January 1, 1988	102,605.14
Welfare-Public Assistance	39,300.00	ISSUED AND UNISSUED		Transfer From Taxes	35,295.93
Hospitals, Clinics, First Aid		School		Redeemed in 1988	45,603.32
Animal, Insect, & Rodent Control	13,000.00	Self-liquidating		Cancelled, Abated or Adjusted (1988)	
Other Welfare Services		Other		Transfers to Foreclosed Property	
RECREATION and CONSERVATION		Total	3,513,800	Balance December 31, 1988	92,292.75
Beaches and Boardwalks		ISSUED AND OUTSTANDING		PROPERTY ACQUIRED BY DEED OR	
Parks, Playgrounds, Shade Trees	55,000.00	School		FORECLOSURE	
Land Reclamation & Conservation	125,000.00	Self-Liquidating		Balance January 1, 1988	443,349.64
Other Recreational Services	46,800.00	Other		Transfers From Taxes or Liens	
EDUCATION (excluding schools)		Total	3,247,500.00	Sale for Cash (1988)	60,373.64
Libraries	133,827.50	EQUALIZED VALUATION BASIS		Cancelled, Abated or Adjusted (1988)	
Other Educational Services		FOR NET DEBT COMPUTATION		Balance December 31, 1988	333,476.00
STATUTORY EXPENDITURES		REAL PROPERTY VALUATIONS		CURRENT FINANCES DECEMBER 31, 1988	
Pensions & F. I. C. A.	709,935.95	Code Class # of Parcels % VAL'N		ASSETS	
Employee Fringe Benefits	424,003.00	1 Vacant Land 222 1.10		Cash Dec. 31, 1988	1,935,333.10
Other Statutory Expenditures		2 Residential 5093 72.82		Taxes Receivable	543,388.43
CETA And Other Public Employment Programs		3 Farm		Tax Title Liens	92,292.75
MUNICIPAL FUNCTIONS		4a Commercial 235 10.99		Foreclosed Property	383,476.00
CAPITAL IMPROVEMENTS		4b Industrial 90 7.46		Emergencies & Other Deferred Charges	860,236.31
DEBT SERVICE		4c Apartments 49 7.62		State and Federal Aid Receivable	233.61
Principal Payments	200,000.00	Total 5639		Other Receivables	
Interest Payments	139,170.50	Land Area 2.70 Sq. Miles		Total	1,050,440.48
DEFERRED CHARGES		Net Valuation Taxable-Municipal		LIABILITIES, RESERVES, AND SURPLUS	
SCHOOL, COUNTY, SPECIAL DISTRICT TAXES		Net Valuation Taxable-County		Cash Liabilities	2,074,374.08
RESERVE FOR UNCOLLECTED TAXES		State Equalized Valuation		Reserves for Receivables	1,981,996.54
EXPENDITURES		State Equalization Ratio		Surplus Dec. 31, 1988	809,535.06
TOTAL	23,007,616.80			Total	4,865,905.68

2015

Population 1980 13,377
 Population 1988 12,961
 S & P Rating
 Moody Rating A

General Tax Rate Per \$100.
 4.47
 State Equalized Tax Rate
 2.47

ROSELLE PARK BORO. - UNION CO.

Form of Government:

Borough Council

Number of Members on Governing Body - 6

PER CAPITA:

Gross Debt 474.31
 Net Debt 455.72
 Debt Service 49.91
 Total Tax Levy 1,035.86
 Municipal Expenditures 482.04

PER CENT:

Gross Debt 1.31
 Net Debt 1.26
 Tax Levy Collected 98.96
 Tax Levy Cancelled, Abated or Adjusted .08

EXPENDITURES		REVENUES-REALIZED		1988 PROPERTY TAX	
GENERAL GOVERNMENT				STATE EQUALIZED TAX RATE	
Governing Body & Public Boards				Local District School Taxes	1.23
Municipal Clerk				Regional & Consolidated School Tax	
Financial Administration	21,100.00	1988 Property Taxes Collected	13,297,754.31	School Taxes in Municipal Budget	
Assessment of Taxes	15,554.00	1988 Payments in Lieu of Taxes		County Taxes	.37
Collection of Taxes	60,101.00	Delinquent Tax & Lien Collections	122,956.00	County Library Taxes	
Planning, Housing & Development	3,450.00	Business Personalty Replacement Taxes	115,096.12	Local Municipal Purpose Taxes	.87
Human Resources	53,995.43	Taxes from Public Utilities	598,908.00	Veteran & Senior Citizen Taxes	
Elections		Other Miscellaneous Tax Revenues		Total Taxes for Rate Computation	2.47
General Administration (other)	763,563.00	State Aid Revenues	214,501.66	Special District Taxes	
JUDICIARY		Federal Aid Revenues		Bank Corp. Taxes	7,034.23
Municipal Courts	53,733.00	State and Local Fiscal Assistance Act Utilized	1,327.00	Added and Omitted Taxes	11,462.69
PUBLIC SAFETY		Sole of Acquired Property		Total Taxes Levied - ABSTRACT	13,425,726.08
Fire Protection	164,501.96	Other Miscellaneous Revenues	433,539.33	Total Taxes Billed	13,437,452.92
Police Protection	1,134,350.63		14,784,082.42	1988 TAXES COLLECTED	13,297,754.31
Civil Defense & Disaster Control	4,553.00	Prior Years Surplus Appropriated	300,000.00	1988 Taxes Cancelled, Abated or Adjusted	10,264.14
Environmental Inspection & Control	52,673.00	REVENUES TOTAL	15,084,082.42	Transfer to Tax Title Liens or Foreclosed	1,149.44
Other Public Safety		Reserve For Uncollected Taxes	341,000.00	Balance Outstanding Dec. 31, 1988	128,785.03
PUBLIC WORKS		CAPITAL OUTLAY TOTAL	401,587.73	PRIOR YEARS TAXES OUTSTANDING	
Streets and Drainage	624,071.70			Balance January 1, 1988	130,083.15
Sewers and Sewage Processing		Public Enterprises		Collected in 1988	122,956.00
Garbage and Trash Disposal	1,100,000.00	Recreation—Culture	222.50	Cancelled, Abated or Adjusted 1988	
Public Buildings and Grounds	87,890.00	Public Works	248,275.84	Transfers to Tax Title Liens or Foreclosed	6,627.15
Other Public Works		Buildings and Grounds	129,371.14	Balance December 31, 1988	500.00
HEALTH and WELFARE		Library and Education	23,718.45	TAX TITLE LIENS OUTSTANDING	
Health Services Except Environmental	42,733.00	Conservation		Balance January 1, 1988	21,689.72
Welfare-Public Assistance	33,144.00	All Other		Transfer From Taxes	8,932.77
Hospitals, Clinics, First Aid		CAPITAL DEBT AUTHORIZED, DECEMBER 31, 1988		Redeemed in 1988	18,409.66
Animal, Insect, & Rodent Control	6,650.00	ISSUED AND UNISSUED		Cancelled, Abated or Adjusted (1988)	
Other Welfare Services		School	241,000	Transfers to Foreclosed Property	
RECREATION and CONSERVATION		Self-Liquidating		Balance December 31, 1988	12,212.83
Beaches and Boardwalks		Other	5,906,550	PROPERTY ACQUIRED BY DEED OR FORECLOSURE	
Parks, Playgrounds, Shade Trees	12,979.00	Total	6,147,550	Balance January 1, 1988	138,850.00
Land Reclamation & Conservation	30,000.00	ISSUED AND OUTSTANDING		Transfers From Taxes or Liens	
Other Recreational Services	10,005.00	School	241,000.00	Sale for Cash (1988)	
EDUCATION (excluding schools)		Self-Liquidating		Cancelled, Abated or Adjusted (1988)	
Libraries	150,875.00	Other	4,092,000.00	Balance December 31, 1988	138,850.00
Other Educational Services		Total	4,333,000.00	CURRENT FINANCES DECEMBER 31, 1988	
STATUTORY EXPENDITURES		EQUALIZED VALUATION BASIS		ASSETS	
Pensions & F. I. C. A.	316,132.00	FOR NET DEBT COMPUTATION	463,475,903	Cash Dec. 31, 1988	1,211,533.24
Employee Fringe Benefits	227,027.30	REAL PROPERTY VALUATIONS		Taxes Receivable	129,285.03
Other Statutory Expenditures	10,000.00	Code Class # of Parcels % VAL'N		Tax Title Liens	12,212.83
CETA And Other Public Employment Programs		1 Vacant Land 22 .12		Foreclosed Property	138,850.00
MUNICIPAL FUNCTIONS TOTAL	5,011,357.12	2 Residential 3127 75.35		Emergencies & Other Deferred Charges	
CAPITAL IMPROVEMENTS *MEMO*		3 Farm		State and Federal Aid Receivable	4,226.28
DEBT SERVICE		4a Commercial 184 8.60		Other Receivables	57,373.17
Principal Payments	350,000.00	4b Industrial 27 2.53		Total	1,553,480.55
Interest Payments	286,939.47	4c Apartments 35 13.40		LIABILITIES, RESERVES, AND SURPLUS	
DEFERRED CHARGES	248,472.70	Total 3401		Cash Liabilities	374,400.94
SCHOOL, COUNTY, SPECIAL DISTRICT TAXES	8,685,231.64	Land Area 1.30 Sq. Miles		Reserves for Receivables	326,388.28
RESERVE FOR UNCOLLECTED TAXES	341,000.00	Net Valuation Taxable-Municipal	299,019,827	Surplus Dec. 31, 1988	852,691.33
EXPENDITURES TOTAL	14,933,000.93	Net Valuation Taxable-County	479,058,830	Total	1,553,480.55
		State Equalized Valuation	542,103,578		
		State Equalization Ratio	55.09		

1436

Population 1980 18,878
 Population 1988 19,770
 S & P Rating
 Moody Rating A

General Tax Rate Per \$100.

3.40

State Equalized Tax Rate

1.63

ROXBURY TOWNSHIP - MORRIS COUNTY

Form of Government:

Council-Manager Plan F (OMCL 50)

Number of Members on Governing Body - 5

PER CAPITA:

Gross Debt 1,970.81
 Net Debt 304.46
 Debt Service 40.62
 Total Tax Levy 1,155.18
 Municipal Expenditures 542.42

PER CENT:

Gross Debt 3.56
 Net Debt .55
 Tax Levy Collected 98.47
 Tax Levy Cancelled, Abated or Adjusted .13

EXPENDITURES		REVENUES-REALIZED		1988 PROPERTY TAX	
GENERAL GOVERNMENT				STATE EQUALIZED TAX RATE 1.03	
Governing Body & Public Boards	32,450.00	1988 Property Taxes Collected 22,497,320.45		Local District School Taxes	13,860,714.37
Municipal Clerk		1988 Payments in Lieu of Taxes 563,155.47		Regional & Consolidated School Tax	
Financial Administration	133,264.00	Delinquent Tax & Lien Collections 333,507.00		School Taxes in Municipal Budget	
Assessment of Taxes	54,240.00	Business Personalty Replacement Taxes 1,213,005.00		County Taxes	3,315,255.32
Collection of Taxes	87,334.00	Taxes from Public Utilities 237,243.70		County Library Taxes	
Planning, Housing & Development	294,390.00	Other Miscellaneous Tax Revenues		Local Municipal Purpose Taxes	5,404,463.29
Human Resources	66,166.00	State Aid Revenues		Veteran & Senior Citizen Taxes	135,600.00
Elections	12,000.00	Federal Aid Revenues		Total Taxes for Rate Computation	22,716,038.43
General Administration (other)	1,145,940.64	State and Local Fiscal Assistance Act Utilized		Special District Taxes	
JUDICIARY		Sale of Acquired Property		Bank Corp. Taxes	36,531.03
Municipal Courts	164,743.00	Other Miscellaneous Revenues		Added and Omitted Taxes	221,010.61
PUBLIC SAFETY		Prior Years Surplus Appropriated		Total Taxes Levied - ABSTRACT	22,837,936.17
Fire Protection	213,413.70	REVENUES TOTAL 28,060,202.17		Total Taxes Billed	22,845,883.52
Police Protection	1,393,221.36	Reserve For Uncollected Taxes 375,000.00		1988 TAXES COLLECTED	22,497,320.45
Civil Defense & Disaster Control	500.00	CAPITAL OUTLAY TOTAL 9,440,119.91		1988 Taxes Cancelled, Abated or Adjusted	30,335.76
Environmental Inspection & Control	132,250.00	Public Enterprises 7,975,132.09		Transfer to Tax Title Liens or Foreclosed	6,365.50
Other Public Safety		Recreation—Culture 1,374,863.59		Balance Outstanding Dec. 31, 1988	310,361.71
PUBLIC WORKS		Public Works 90,124.23		PRIOR YEARS TAXES OUTSTANDING	
Streets and Drainage	900,435.00	Buildings and Grounds		Balance January 1, 1988	549,641.46
Sewers and Sewage Processing	1,711,732.00	Library and Education		Collected in 1988	544,326.37
Garbage and Trash Disposal	117,390.00	Conservation		Cancelled, Abated or Adjusted 1988	
Public Buildings and Grounds	80,000.00	All Other		Transfers to Tax Title Liens or Foreclosed	47.65
Other Public Works		CAPITAL DEBT AUTHORIZED, DECEMBER 31, 1988		Balance December 31, 1988	4,766.74
HEALTH and WELFARE		ISSUED AND UNISSUED GROSS DEBT NET DEBT		TAX TITLE LIENS OUTSTANDING	
Health Services Except Environmental	153,148.00	School 3,217,000		Balance January 1, 1988	71,233.95
Welfare-Public Assistance	23,409.00	Self-liquidating 2,674,000		Transfer From Taxes	6,947.74
Hospitals, Clinics, First Aid	1,000.00	Other 6,071,916		Redeemed in 1988	23,323.60
Animal, Insect, & Rodent Control	23,750.00	Total 38,962,916		Cancelled, Abated or Adjusted (1988)	4,344.65
Other Welfare Services		ISSUED AND OUTSTANDING		Transfers to Foreclosed Property	
RECREATION and CONSERVATION		School 3,217,000.00		Balance December 31, 1988	50,553.64
Beaches and Boardwalks	151,614.00	Self-Liquidating 27,350,300.00		PROPERTY ACQUIRED BY DEED OR FORECLOSURE	
Parks, Playgrounds, Shade Trees	155,611.00	Other 5,315,000.00		Balance January 1, 1988	371,960.00
Land Reclamation & Conservation	211,727.00	Total 36,332,300.00		Transfers From Taxes or Liens	
Other Recreational Services		EQUALIZED VALUATION BASIS FOR NET DEBT COMPUTATION 1,095,146,172		Sale for Cash (1988)	
EDUCATION (excluding schools)		REAL PROPERTY VALUATIONS		Cancelled, Abated or Adjusted (1988)	
Libraries	435,122.00	Code Class # of Parcels % VAL'N ASSESSED VALUATION		Balance December 31, 1988	371,960.00
Other Educational Services		1 Vacant Land 664 3.91 25,336,200.00		CURRENT FINANCES DECEMBER 31, 1988	
STATUTORY EXPENDITURES		2 Residential 5152 76.75 497,412,500.00		ASSETS	
Pensions & F. I. C. A.	462,132.00	3 Farm 50 .30 1,923,700.00		Cash Dec. 31, 1988	3,084,973.41
Employee Fringe Benefits	451,539.46	4a Commercial 274 13.44 37,076,600.00		Taxes Receivable	315,623.65
Other Statutory Expenditures	100.00	4b Industrial 35 5.13 33,265,100.00		Tax Title Liens	50,553.64
CETA And Other Public Employment Programs		4c Apartments 3 .48 3,108,300.00		Foreclosed Property	371,960.00
MUNICIPAL FUNCTIONS TOTAL 8,630,227.16		Total 7183 643,122,400.00		Emergencies & Other Deferred Charges	426,041.82
CAPITAL IMPROVEMENTS *MEMO* 95,000.00		Land Area 21.46 Sq. Miles		State and Federal Aid Receivable	10,653.95
DEBT SERVICE		Net Valuation Taxable-Municipal 665,437,262		Other Receivables	223,391.56
Principal Payments 375,000.00		Net Valuation Taxable-County 1,411,806,337		Total	4,435,713.03
Interest Payments 423,036.32		State Equalized Valuation 1,323,594,310		LIABILITIES, RESERVES, AND SURPLUS	
DEFERRED CHARGES 415,330.55		State Equalization Ratio 49.43		Cash Liabilities	1,473,122.03
SCHOOL, COUNTY, SPECIAL DISTRICT TAXES 17,175,970.19				Reserves for Receivables	965,022.51
RESERVE FOR UNCOLLECTED TAXES 875,000.00				Surplus Dec. 31, 1988	2,042,563.44
EXPENDITURES TOTAL 27,899,664.22				Total	4,435,713.03

1342
Population 1980 7,623
Population 1988 7,185
S & P Rating
Moody Rating A1

General Tax Rate Per \$100. 2.74
State Equalized Tax Rate 1.39

RUMSON BOROUGH - MONMOUTH CO.
Form of Government:
Borough Council
Number of Members on Governing Body - 6

PER CAPITA:
Gross Debt 1,073.16
Net Debt 927.03
Debt Service 133.06
Total Tax Levy 1,968.22
Municipal Expenditures 820.16
PER CENT:
Gross Debt .98
Net Debt .85
Tax Levy Collected 96.39
Tax Levy Cancelled, Abated or Adjusted .14

EXPENDITURES		REVENUES-REALIZED		1988 PROPERTY TAX	
GENERAL GOVERNMENT				STATE EQUALIZED TAX RATE	
Governing Body & Public Boards		1988 Property Taxes Collected	13,616,151.67	Local District School Taxes	.36 3,631,505.40
Municipal Clerk		1988 Payments in Lieu of Taxes		Regional & Consolidated School Tax	.35 3,515,264.12
Financial Administration	68,347.00	Delinquent Tax & Lien Collections	453,523.11	School Taxes in Municipal Budget	
Assessment of Taxes	45,821.50	Business Personalty Replacement Taxes	28,282.12	County Taxes	.33 3,273,386.62
Collection of Taxes	43,603.64	Taxes from Public Utilities	574,898.00	County Library Taxes	.01 124,380.49
Planning, Housing & Development	79,322.26	Other Miscellaneous Tax Revenues		Local Municipal Purpose Taxes	.34 3,428,444.56
Human Resources	34,866.35	State Aid Revenues	91,313.47	Veteran & Senior Citizen Taxes	
Elections	1,775.52	Federal Aid Revenues		Total Taxes for Rate Computation	1.39 14,029,581.19
General Administration (other)	337,858.04	State and Local Fiscal Assistance Act Utilized		Special District Taxes	
JUDICIARY		Sale of Acquired Property		Bank Corp. Taxes	16,888.08
Municipal Courts	32,573.27	Other Miscellaneous Revenues	1,259,047.48	Added and Omitted Taxes	151,775.69
PUBLIC SAFETY		Total	16,023,215.85	Total Taxes Levied - ABSTRACT	14,141,644.96
Fire Protection	107,915.16	Prior Years Surplus Appropriated	608,178.95	Total Taxes Billed	14,125,723.97
Police Protection	744,530.97	REVENUES TOTAL	16,631,394.80	1988 TAXES COLLECTED	13,616,151.67
Civil Defense & Disaster Control	1,000.00	Reserve For Uncollected Taxes	923,331.12	1988 Taxes Cancelled, Abated or Adjusted	19,767.34
Environmental Inspection & Control	74,144.26	CAPITAL OUTLAY TOTAL	118,669.00	Transfer to Tax Title Liens or Foreclosed	
Other Public Safety				Balance Outstanding Dec. 31, 1988	489,804.96
PUBLIC WORKS				PRIOR YEARS TAXES OUTSTANDING	
Streets and Drainage	561,874.95	Public Enterprises		Balance January 1, 1988	582,036.68
Sewers and Sewage Processing	491,161.75	Recreation—Culture	113,957.00	Collected in 1988	453,523.11
Garbage and Trash Disposal	165,566.00	Public Works	4,712.00	Cancelled, Abated or Adjusted 1988	
Public Buildings and Grounds	39,325.43	Buildings and Grounds		Transfers to Tax Title Liens or Foreclosed	
Other Public Works		Library and Education		Balance December 31, 1988	128,513.57
HEALTH and WELFARE		Conservation		TAX TITLE LIENS OUTSTANDING	
Health Services Except Environmental	21,637.00	All Other		Balance January 1, 1988	
Welfare-Public Assistance	16,550.00	CAPITAL DEBT AUTHORIZED, DECEMBER 31, 1988		Transfer From Taxes	
Hospitals, Clinics, First Aid	1,500.00	ISSUED AND UNISSUED GROSS DEBT NET DEBT		Redeemed in 1988	
Animal, Insect, & Rodent Control	27,160.00	School 642,954		Cancelled, Abated or Adjusted (1988)	
Other Welfare Services		Self-liquidating 7,067,692	6,660,692	Transfers to Foreclosed Property	
		Other 7,710,646	6,660,692	Balance December 31, 1988	
RECREATION and CONSERVATION		Total 7,710,646		PROPERTY ACQUIRED BY DEED OR FORECLOSURE	
Beaches and Boardwalks		ISSUED AND OUTSTANDING		Balance January 1, 1988	5,800.00
Parks, Playgrounds, Shade Trees	44,600.00	School 642,954.42		Transfers From Taxes or Liens	
Land Reclamation & Conservation	321,442.00	Self-Liquidating		Sale for Cash (1988)	
Other Recreational Services	39,697.00	Other 6,917,820.00		Cancelled, Abated or Adjusted (1988)	
EDUCATION (excluding schools)		Total 7,560,774.42		Balance December 31, 1988	5,800.00
Libraries	32,000.00	EQUALIZED VALUATION BASIS FOR NET DEBT COMPUTATION	785,875,552	CURRENT FINANCES DECEMBER 31, 1988	
Other Educational Services		REAL PROPERTY VALUATIONS		ASSETS	
STATUTORY EXPENDITURES		Code Class # of Parcels % VAL'N ASSESSED VALUATION		Cash Dec. 31, 1988	5,887,710.57
Pensions & F. I. C. A.	323,100.00	1 Vacant Land 92 1.43 7,297,700.00		Taxes Receivable	618,318.53
Employee Fringe Benefits	138,649.28	2 Residential 2379 93.27 474,372,400.00		Tax Title Liens	
Other Statutory Expenditures	100.00	3 Farm 23,987,200.00		Foreclosed Property	5,800.00
CETA And Other Public Employment Programs		4a Commercial 70 4.71 23,987,200.00		Emergencies & Other Deferred Charges	48,956.80
MUNICIPAL FUNCTIONS TOTAL	3,850,701.43	4b Industrial 2,966,200.00		State and Federal Aid Receivable	2,303.43
CAPITAL IMPROVEMENTS *MEMO*	50,000.00	4c Apartments 6 .58 2,966,200.00		Other Receivables	70,791.87
DEBT SERVICE		Total 2547 509,123,500.00		Total	6,633,881.20
Principal Payments	519,330.00	Land Area 5.20 Sq. Miles		LIABILITIES, RESERVES, AND SURPLUS	
Interest Payments	437,653.10	Net Valuation Taxable-Municipal 510,173,556		Cash Liabilities	3,361,434.71
DEFERRED CHARGES	162,776.96	Net Valuation Taxable-County 733,287,088		Reserves for Receivables	674,901.44
SCHOOL, COUNTY, SPECIAL DISTRICT TAXES	10,544,536.63	State Equalized Valuation 1,001,292,689		Surplus Dec. 31, 1988	2,597,545.05
RESERVE FOR UNCOLLECTED TAXES	923,331.12	State Equalization Ratio 50.90		Total	6,633,881.20
EXPENDITURES TOTAL	16,437,404.24				

0430
Population 1980 9,461
Population 1988 9,294
S & P Rating
Moody Rating BAA1

General Tax Rate Per \$100. 6.18
State Equalized Tax Rate 2.62

RUNNEMEDE BOROUGH - CAMDEN CO.
Form of Government:
Borough Council
Number of Members on Governing Body - 6

PER CAPITA:
Gross Debt 153.49
Net Debt 93.73
Debt Service 13.73
Total Tax Levy 646.23
Municipal Expenditures 237.22

PER CENT:
Gross Debt .75
Net Debt .47
Tax Levy Collected 96.61
Tax Levy Cancelled, Abated or Adjusted .02

EXPENDITURES		REVENUES-REALIZED		1988 PROPERTY TAX	
GENERAL GOVERNMENT				STATE EQUALIZED TAX RATE	
Governing Body & Public Boards	23,363.00	1988 Property Taxes Collected	5,792,415.95	Local District School Taxes	.77 1,772,205.30
Municipal Clerk		1988 Payments in Lieu of Taxes		Regional & Consolidated School Tax	.44 1,016,230.52
Financial Administration	26,204.25	Delinquent Tax & Lien Collections	179,027.31	School Taxes in Municipal Budget	
Assessment of Taxes	103,894.08	Business Personalty Replacement Taxes	69,972.08	County Taxes	.33 2,002,842.00
Collection of Taxes	49,777.85	Taxes from Public Utilities	539,651.00	County Library Taxes	
Planning, Housing & Development	19,226.17	Other Miscellaneous Tax Revenues		Local Municipal Purpose Taxes	.52 1,192,000.00
Human Resources	51,655.33	State Aid Revenues	132,572.08	Veteran & Senior Citizen Taxes	
Elections	5,379.82	Federal Aid Revenues		Total Taxes for Rate Computation	2.51 6,144,523.02
General Administration (other)	219,511.75	State and Local Fiscal Assistance Act Utilized	573.00	Special District Taxes	
JUDICIARY		Sale of Acquired Property		Bank Corp. Taxes	12,512.94
Municipal Courts	33,407.00	Other Miscellaneous Revenues	401,932.28	Added and Omitted Taxes	10,282.52
PUBLIC SAFETY		Total	7,166,143.70	Total Taxes Levied - ABSTRACT	6,006,073.48
Fire Protection	88,436.30	Prior Years Surplus Appropriated	195,000.00	Total Taxes Billed	5,995,450.60
Police Protection	465,314.01	REVENUES TOTAL	7,361,143.70	1988 TAXES COLLECTED	5,792,415.95
Civil Defense & Disaster Control		Reserve For Uncollected Taxes	354,476.83	1988 Taxes Cancelled, Abated or Adjusted	1,253.97
Environmental Inspection & Control	23,636.86	CAPITAL OUTLAY TOTAL	140,436.00	Transfer to Tax Title Liens or Foreclosed	
Other Public Safety				Balance Outstanding Dec. 31, 1988	201,780.68
PUBLIC WORKS				PRIOR YEARS TAXES OUTSTANDING	
Streets and Drainage	226,362.22	Public Enterprises		Balance January 1, 1988	185,219.21
Sewers and Sewage Processing		Recreation—Culture		Collected in 1988	179,027.31
Garbage and Trash Disposal	512,800.00	Public Works	5,174.20	Cancelled, Abated or Adjusted 1988	9.59
Public Buildings and Grounds		Buildings and Grounds	135,261.30	Transfers to Tax Title Liens or Foreclosed	
Other Public Works		Library and Education		Balance December 31, 1988	6,182.01
HEALTH and WELFARE		Conservation		TAX TITLE LIENS OUTSTANDING	
Health Services Except Environmental	4,270.76	All Other		Balance January 1, 1988	5,872.87
Welfare-Public Assistance	3,014.86	CAPITAL DEBT AUTHORIZED, DECEMBER 31, 1988		Transfer From Taxes	
Hospitals, Clinics, First Aid		ISSUED AND UNISSUED GROSS DEBT NET DEBT		Redeemed in 1988	
Animal, Insect, & Rodent Control		School 541,871		Cancelled, Abated or Adjusted (1988)	
Other Welfare Services		Self-liquidating		Transfers to Foreclosed Property	
RECREATION and CONSERVATION		Other 931,134	917,634	Balance December 31, 1988	5,872.87
Beaches and Boardwalks		Total 1,473,005	917,634	PROPERTY ACQUIRED BY DEED OR FORECLOSURE	
Parks, Playgrounds, Shade Trees				Balance January 1, 1988	43,352.50
Land Reclamation & Conservation				Transfers From Taxes or Liens	
Other Recreational Services	45,130.00	ISSUED AND OUTSTANDING		Sale for Cash (1988)	24,500.00
EDUCATION (excluding schools)		School	541,871.62	Cancelled, Abated or Adjusted (1988)	
Libraries	43,430.00	Self-Liquidating		Balance December 31, 1988	23,352.50
Other Educational Services		Other 732,850.00		CURRENT FINANCES DECEMBER 31, 1988	
STATUTORY EXPENDITURES		Total 1,274,721.62		ASSETS	
Pensions & F. I. C. A.	112,369.03	EQUALIZED VALUATION BASIS		Cash Dec. 31, 1988	795,200.57
Employee Fringe Benefits	99,000.00	FOR NET DEBT COMPUTATION	197,113.149	Taxes Receivable	207,962.69
Other Statutory Expenditures	3,000.00	REAL PROPERTY VALUATIONS		Tax Title Liens	5,872.87
CETA And Other Public Employment Programs		Code Class # of Parcels % VAL'N ASSESSED VALUATION		Foreclosed Property	23,352.50
MUNICIPAL FUNCTIONS TOTAL	2,179,253.34	1 Vacant Land 119 1.52 1,452,900.00		Emergencies & Other Deferred Charges	103,933.38
CAPITAL IMPROVEMENTS *MEMO*	10,000.00	2 Residential 2444 74.28 71,124,600.00		State and Federal Aid Receivable	
DEBT SERVICE		3 Farm		Other Receivables	252,797.13
Principal Payments	85,000.00	4a Commercial 164 12.72 12,177,600.00		Total	1,394,619.14
Interest Payments	42,606.26	4b Industrial 11 2.74 2,626,300.00		LIABILITIES, RESERVES, AND SURPLUS	
		4c Apartments 22 3.74 8,371,600.00		Cash Liabilities	601,589.58
		Total 2760 95,753,000.00		Reserves for Receivables	490,485.19
DEFERRED CHARGES	8,048.97	Land Area 2.00 Sq. Miles		Surplus Dec. 31, 1988	302,544.37
SCHOOL, COUNTY, SPECIAL DISTRICT TAXES	4,791,278.02	Net Valuation Taxable-Municipal	96,925,690	Total	1,394,619.14
RESERVE FOR UNCOLLECTED TAXES	354,476.83	Net Valuation Taxable-County	194,701,677		
EXPENDITURES TOTAL	7,460,663.42	State Equalized Valuation	227,271,864		
		State Equalization Ratio	42.35		

0255

Population 1980 19,063
 Population 1988 13,092
 S & P Rating
 Moody Rating A1

General Tax Rate Per \$100.

1.79

State Equalized Tax Rate

1.90

RUTHERFORD BOROUGH - BERGEN CO.

Form of Government:

Borough Council

Number of Members on Governing Body - 6

PER CAPITA:

Gross Debt 658.58
 Net Debt 432.84
 Debt Service 33.65
 Total Tax Levy 1,259.00
 Municipal Expenditures 626.21

PER CENT:

Gross Debt 1.18
 Net Debt .78
 Tax Levy Collected 97.53
 Tax Levy Cancelled, Abated or Adjusted .67

EXPENDITURES		REVENUES-REALIZED		1988 PROPERTY TAX	
GENERAL GOVERNMENT		1988 Property Taxes Collected		STATE EQUALIZED TAX RATE	
Governing Body & Public Boards			22,178,393.48	Local District School Taxes	.92
Municipal Clerk		1988 Payments in Lieu of Taxes		Regional & Consolidated School Tax	
Financial Administration	12,000.00	Delinquent Tax & Lien Collections	187,210.83	School Taxes in Municipal Budget	
Assessment of Taxes	55,538.00	Business Personalty Replacement Taxes	157,259.64	County Taxes	.23
Collection of Taxes	135,032.00	Taxes from Public Utilities	977,814.00	County Library Taxes	
Planning, Housing & Development	9,275.00	Other Miscellaneous Tax Revenues		Local Municipal Purpose Taxes	.74
Human Resources	63,728.00	State Aid Revenues	275,904.61	Veteran & Senior Citizen Taxes	
Elections		Federal Aid Revenues		Total Taxes far Rate Computation	1.89
General Administration (other)	1,440,438.00	State and Local Fiscal Assistance Act Utilized		Special District Taxes	
JUDICIARY		Sale of Acquired Property		Bank Corp. Taxes	71,605.08
Municipal Courts	115,950.00	Other Miscellaneous Revenues	784,448.68	Added and Omitted Taxes	7,132.75
PUBLIC SAFETY		Total	24,561,036.24	Total Taxes Levied - ABSTRACT	22,777,845.85
Fire Protection	276,292.00	Prior Years Surplus Appropriated	286,000.00	Total Taxes Billed	22,740,455.90
Police Protection	2,377,773.00	REVENUES	24,847,036.24	1988 TAXES COLLECTED	22,178,398.48
Civil Defense & Disaster Control	2,000.00	Reserve For Uncollected Taxes	332,589.50	1988 Taxes Cancelled, Abated or Adjusted	152,149.27
Environmental Inspection & Control	93,679.00	CAPITAL OUTLAY	3,632,395.09	Transfer to Tax Title Liens or Foreclosed	3,637.28
Other Public Safety		Total		Balance Outstanding Dec. 31, 1988	406,270.87
PUBLIC WORKS				PRIOR YEARS TAXES OUTSTANDING	
Streets and Drainage	703,067.00	Public Enterprises		Balance January 1, 1988	189,467.42
Sewers and Sewage Processing	663,615.00	Recreation—Culture	229,984.92	Collected in 1988	187,210.83
Garbage and Trash Disposal	1,522,480.00	Public Works	39,134.37	Cancelled, Abated or Adjusted 1988	
Public Buildings and Grounds	124,000.00	Buildings and Grounds	3,349,029.95	Transfers to Tax Title Liens or Foreclosed	381.57
Other Public Works	60,000.00	Library and Education	14,245.85	Balance December 31, 1988	1,875.02
HEALTH and WELFARE		Conservation		TAX TITLE LIENS OUTSTANDING	
Health Services Except Environmental	174,199.00	All Other		Balance January 1, 1988	6,349.73
Welfare-Public Assistance	20,150.00	CAPITAL DEBT AUTHORIZED, DECEMBER 31, 1988		Transfer From Taxes	4,191.34
Hospitals, Clinics, First Aid		ISSUED AND UNISSUED		Redeemed in 1988	
Animal, Insect, & Rodent Control		School	4,034,000	Cancelled, Abated or Adjusted (1988)	
Other Welfare Services		Self-liquidating		Transfers to Foreclosed Property	
RECREATION and CONSERVATION		Other	7,831,000	Balance December 31, 1988	10,541.07
Beaches and Boardwalks		Total	11,915,000	PROPERTY ACQUIRED BY DEED OR	
Parks, Playgrounds, Shade Trees	307,633.00	ISSUED AND OUTSTANDING		FORECLOSURE	
Land Reclamation & Conservation		School	4,034,000.00	Balance January 1, 1988	10,925.00
Other Recreational Services	234,370.00	Self-liquidating		Transfers From Taxes or Liens	
EDUCATION (excluding schools)		Other	5,415,000.00	Sale for Cash (1988)	
Libraries	412,780.00	Total	9,499,000.00	Cancelled, Abated or Adjusted (1988)	
Other Educational Services	6,400.00	EQUALIZED VALUATION BASIS		Balance December 31, 1988	10,925.00
STATUTORY EXPENDITURES		FOR NET DEBT COMPUTATION	1,005,656,769	CURRENT FINANCES DECEMBER 31, 1988	
Pensions & F. I. C. A.	374,236.00	REAL PROPERTY VALUATIONS		ASSETS	
Employee Fringe Benefits	540,500.00	Code Class # of Parcels % VAL'N		Cash Dec. 31, 1988	1,012,581.56
Other Statutory Expenditures	5,000.00	1 Vacant Land 115 2.84	35,543,700.00	Taxes Receivable	408,145.89
CETA And Other Public Employment Programs		2 Residential 4820 73.19	916,799,100.00	Tax Title Liens	10,541.07
MUNICIPAL FUNCTIONS		3 Farm		Foreclosed Property	10,925.00
CAPITAL IMPROVEMENTS	150,000.00	4a Commercial 226 15.16	189,891,800.00	Emergencies & Other Deferred Charges	155,479.03
DEBT SERVICE		4b Industrial 25 2.92	36,583,600.00	State and Federal Aid Receivable	12,566.84
Principal Payments	335,000.00	4c Apartments 43 5.89	73,733,700.00	Other Receivables	63,848.57
Interest Payments	223,877.50	Total 5229	1,252,556,900.00	Total	1,674,087.96
DEFERRED CHARGES	97,800.00	Land Area 2.60 Sq. Miles		LIABILITIES, RESERVES, AND SURPLUS	
SCHOOL, COUNTY, SPECIAL DISTRICT TAXES	13,791,039.02	Net Valuation Taxable-Municipal	1,269,835,479	Cash Liabilities	906,555.74
RESERVE FOR UNCOLLECTED TAXES	332,589.50	Net Valuation Taxable-County	1,089,622,341	Reserves for Receivables	429,732.53
EXPENDITURES	25,120,461.02	State Equalized Valuation	1,199,828,522	Surplus Dec. 31, 1988	337,799.69
		State Equalization Ratio	105.92	Total	1,674,087.96

0257

Population 1980 **14,084**
 Population 1988 **13,726**
 S & P Rating **A**
 Moody Rating **A1**

General Tax Rate Per \$100.

3.29

State Equalized Tax Rate

1.33

SADDLE BROOK TWP. - BERGEN CO.**Form of Government:****Mayor-Council Plan B (OMCL 50)****Number of Members on Governing Body - 7****PER CAPITA:**

Gross Debt 376.86
 Net Debt 370.55
 Debt Service 44.48
 Total Tax Levy 1,003.10
 Municipal Expenditures 485.32

PER CENT:

Gross Debt .59
 Net Debt .58
 Tax Levy Collected 98.29
 Tax Levy Cancelled, Abated or Adjusted .07

EXPENDITURES		REVENUES-REALIZED		1988 PROPERTY TAX	
GENERAL GOVERNMENT				STATE EQUALIZED TAX RATE .73	
Governing Body & Public Boards	23,930.00	1988 Property Taxes Collected	13,514,783.00	Local District School Taxes	7,430,646.50
Municipal Clerk	65,464.00	1988 Payments in Lieu of Taxes		Regional & Consolidated School Tax	
Financial Administration	107,476.00	Delinquent Tax & Lien Collections	37,109.00	School Taxes in Municipal Budget	
Assessment of Taxes	21,133.00	Business Personalty Replacement Taxes	362,887.00	County Taxes	2,269,469.44
Collection of Taxes	42,361.00	Taxes from Public Utilities	1,136,639.00	County Library Taxes	
Planning, Housing & Development	37,521.00	Other Miscellaneous Tax Revenues	65,966.00	Local Municipal Purpose Taxes	3,870,732.00
Human Resources		State Aid Revenues	237,347.00	Veteran & Senior Citizen Taxes	202,000.00
Elections	6,697.00	Federal Aid Revenues		Total Taxes for Rate Computation	13,772,347.94
General Administration (other)	630,929.00	State and Local Fiscal Assistance Act Utilized	1,935.00	Special District Taxes	
JUDICIARY		Sale of Acquired Property		Bank Corp. Taxes	43,802.00
Municipal Courts	85,763.00	Other Miscellaneous Revenues	573,072.00	Added and Omitted Taxes	153,855.00
PUBLIC SAFETY		Total	15,984,803.00	Total Taxes Levied - ABSTRACT	13,768,504.94
Fire Protection	119,100.00	Prior Years Surplus Appropriated	300,000.00	Total Taxes Billed	13,749,377.00
Police Protection	1,624,332.00	REVENUES TOTAL	15,284,803.00	1988 TAXES COLLECTED	13,514,783.00
Civil Defense & Disaster Control	6,800.00	Reserve For Uncollected Taxes	173,310.00	1988 Taxes Cancelled, Abated or Adjusted	9,424.00
Environmental Inspection & Control	70,670.00	CAPITAL OUTLAY TOTAL	432,083.00	Transfer to Tax Title Liens or Foreclosed	2,754.00
Other Public Safety		Public Enterprises		Balance Outstanding Dec. 31, 1988	222,411.00
PUBLIC WORKS		Recreation—Culture	110.00	PRIOR YEARS TAXES OUTSTANDING	
Streets and Drainage	411,735.00	Public Works	336,417.00	Balance January 1, 1988	119,271.00
Sewers and Sewage Processing	359,713.00	Buildings and Grounds	95,556.00	Collected in 1988	87,163.00
Garbage and Trash Disposal	1,132,319.00	Library and Education		Cancelled, Abated or Adjusted 1988	1,123.00
Public Buildings and Grounds	9,639.00	Conservation		Transfers to Tax Title Liens or Foreclosed	
Other Public Works		All Other		Balance December 31, 1988	30,979.00
HEALTH and WELFARE		CAPITAL DEBT AUTHORIZED, DECEMBER 31, 1988		TAX TITLE LIENS OUTSTANDING	
Health Services Except Environmental	32,305.00	ISSUED AND UNISSUED		Balance January 1, 1988	17,909.00
Welfare-Public Assistance	14,827.00	School		Transfer From Taxes	2,754.00
Hospitals, Clinics, First Aid		Self-liquidating	65,550	Redeemed in 1988	
Animal, Insect, & Rodent Control	6,743.00	Other	5,107,172	Cancelled, Abated or Adjusted (1988)	
Other Welfare Services		Total	5,172,722	Transfers to Foreclosed Property	
RECREATION and CONSERVATION		ISSUED AND OUTSTANDING		Balance December 31, 1988	20,663.00
Beaches and Boardwalks		School		PROPERTY ACQUIRED BY DEED OR FORECLOSURE	
Parks, Playgrounds, Shade Trees	41,833.00	Self-Liquidating		Balance January 1, 1988	163,642.00
Land Reclamation & Conservation	24,617.00	Other	4,263,300.00	Transfers From Taxes or Liens	
Other Recreational Services	30,033.00	Total	4,263,300.00	Sale for Cash (1988)	
EDUCATION (excluding schools)		EQUALIZED VALUATION BASIS		Cancelled, Abated or Adjusted (1988)	
Libraries	207,309.00	FOR NET DEBT COMPUTATION	882,923,749	Balance December 31, 1988	163,642.00
Other Educational Services		REAL PROPERTY VALUATIONS		CURRENT FINANCES DECEMBER 31, 1988	
STATUTORY EXPENDITURES		Code Class # of Parcels % VAL'N	ASSESSED VALUATION	ASSETS	
Pensions & F. I. C. A.	366,528.00	1 Vacant Land 129 1.56	5,445,900.00	Cash Dec. 31, 1988	1,075,337.00
Employee Fringe Benefits	335,500.00	2 Residential 3894 58.49	241,134,000.00	Taxes Receivable	253,390.00
Other Statutory Expenditures		3 Farm		Tax Title Liens	20,663.00
CETA And Other Public Employment Programs		4a Commercial 118 20.66	85,152,000.00	Foreclosed Property	163,649.00
MUNICIPAL FUNCTIONS TOTAL	5,815,942.00	4b Industrial 38 17.01	70,113,800.00	Emergencies & Other Deferred Charges	347,019.00
CAPITAL IMPROVEMENTS *MEMO*	53,000.00	4c Apartments 6 2.28	9,392,000.00	State and Federal Aid Receivable	13,326.00
DEBT SERVICE		Total 4235	412,237,700.00	Other Receivables	19,502.00
Principal Payments	279,000.00	Land Area 2.70 Sq. Miles		Total	1,893,386.00
Interest Payments	331,532.00	Net Valuation Taxable-Municipal	413,237,746	LIABILITIES, RESERVES, AND SURPLUS	
DEFERRED CHARGES	61,699.00	Net Valuation Taxable-County	895,634,783	Cash Liabilities	734,969.00
SCHOOL, COUNTY, SPECIAL DISTRICT TAXES	9,700,115.94	State Equalized Valuation	1,021,947,497	Reserves for Receivables	457,204.00
RESERVE FOR UNCOLLECTED TAXES	173,310.00	State Equalization Ratio	40.38	Surplus Dec. 31, 1988	701,213.00
EXPENDITURES TOTAL	16,361,598.94			Total	1,893,386.00

0258

Population 1980 2,763
 Population 1988 3,054
 S & P Rating
 Moody Rating

General Tax Rate Per \$100.

1.36

State Equalized Tax Rate

.59

SADDLE RIVER BOROUGH – BERGEN CO.**Form of Government:****Borough Council****Number of Members on Governing Body – 6**

PER CAPITA:

Gross Debt 875.46
 Net Debt 827.66
 Debt Service 122.48
 Total Tax Levy 1,960.51
 Municipal Expenditures 1,034.51

PER CENT:

Gross Debt .35
 Net Debt .33
 Tax Levy Collected 96.28
 Tax Levy Cancelled, Abated or Adjusted .05

EXPENDITURES		REVENUES-REALIZED		1988 PROPERTY TAX	
GENERAL GOVERNMENT				STATE EQUALIZED TAX RATE .23	
Governing Body & Public Boards				Local District School Taxes	2,204,224.29
Municipal Clerk				Regional & Consolidated School Tax	
Financial Administration	63,000.00	1988 Property Taxes Collected		School Taxes in Municipal Budget	
Assessment of Taxes	17,800.00	1988 Payments in Lieu of Taxes		County Taxes	1,949,739.01
Collection of Taxes	25,150.00	Delinquent Tax & Lien Collections		County Library Taxes	
Planning, Housing & Development	30,865.00	Business Personalty Repacement Taxes		Local Municipal Purpose Taxes	1,621,519.17
Human Resources	51,427.46	Taxes from Public Utilities		Veteron & Senior Citizen Taxes	11,100.00
Elections		Other Miscellaneous Tax Revenues		Total Taxes for Rate Computation	5,786,582.47
General Administration (other)	323,189.82	State Aid Revenues		Special District Taxes	
JUDICIARY		Federal Aid Revenues		Bank Corp. Taxes	23,673.01
Municipal Courts	32,300.00	State and Local Fiscal Assistance Act Utilized		Added and Omitted Taxes	188,228.07
PUBLIC SAFETY		Sole of Acquired Property		Total Taxes Levied - ABSTRACT	5,987,383.55
Fire Protection	64,600.00	Other Miscellaneous Revenues		Total Taxes Billed	6,003,042.25
Police Protection	659,449.72			1988 TAXES COLLECTED	5,779,668.18
Civil Defense & Disaster Control	100.00	Prior Years Surplus Appropriated		1988 Taxes Cancelled, Abated or Adjusted	2,815.20
Environmental Inspection & Control	107,750.00	REVENUES TOTAL		Transfer to Tax Title Liens or Foreclosed	
Other Public Safety		Reserve For Uncollected Taxes		Balance Outstanding Dec. 31, 1988	220,558.87
PUBLIC WORKS		CAPITAL OUTLAY TOTAL		PRIOR YEARS TAXES OUTSTANDING	
Streets and Drainage	165,500.00			Balance January 1, 1988	191,811.70
Sewers and Sewage Processing		Public Enterprises		Collected in 1988	181,439.17
Garbage and Trash Disposal	363,000.00	Recreation—Culture		Cancelled, Abated or Adjusted 1988	10,372.53
Public Buildings and Grounds	56,000.00	Public Works		Transfers to Tax Title Liens or Foreclosed	
Other Public Works	1,000.00	Buildings and Grounds		Balance December 31, 1988	
HEALTH and WELFARE		Library and Education		TAX TITLE LIENS OUTSTANDING	
Health Services Except Environmental	28,260.00	Conservation		Balance January 1, 1988	
Welfare-Public Assistance	500.00	All Other		Transfer From Taxes	
Hospitals, Clinics, First Aid	2,231.00	CAPITAL DEBT AUTHORIZED, DECEMBER 31, 1988		Redeemed in 1988	
Animal, Insect, & Radent Control		ISSUED AND UNISSUED GROSS DEBT NET DEBT		Cancelled, Abated or Adjusted (1988)	
Other Welfare Services		School 146,000		Transfers to Foreclosed Property	
RECREATION and CONSERVATION		Self-liquidating 2,527,667		Balance December 31, 1988	
Beaches and Boardwalks		Other 2,673,667		PROPERTY ACQUIRED BY DEED OR	
Parks, Playgrounds, Shade Trees	25,000.00	Total 2,673,667		FORECLOSURE	
Land Reclamation & Conservation	14,900.00	ISSUED AND OUTSTANDING		Balance January 1, 1988	
Other Recreational Services	600.00	School 146,000.00		Transfers From Taxes or Liens	
EDUCATION (excluding schools)		Self-Liquidating 2,457,667.00		Sale for Cash (1988)	
Libraries		Other 2,603,667.00		Cancelled, Abated or Adjusted (1988)	
Other Educational Services		Total 2,603,667.00		Balance December 31, 1988	
STATUTORY EXPENDITURES		EQUALIZED VALUATION BASIS		CURRENT FINANCES DECEMBER 31, 1988	
Pensions & F. I. C. A.	162,000.00	FOR NET DEBT COMPUTATION		ASSETS	
Employee Fringe Benefits	69,800.00	REAL PROPERTY VALUATIONS		Cash Dec. 31, 1988	3,463,030.80
Other Statutory Expenditures		Code Class # of Parcels % VAL'N ASSESSED VALUATION		Taxes Receivable	220,558.87
CETA And Other Public Employment Programs		1 Vacant Land 153 5.31 22,684,900.00		Tax Title Liens	
MUNICIPAL FUNCTIONS TOTAL	2,274,473.00	2 Residential 1044 92.98 396,964,400.00		Foreclosed Property	
CAPITAL IMPROVEMENTS *MEMO*	90,000.00	3 Farm 21 .66 2,813,700.00		Emergencies & Other Deferred Charges	
DEBT SERVICE		4a Commercial 15 1.04 4,451,700.00		State and Federal Aid Receivable	
Principal Payments	279,000.00	4b Industrial		Other Receivables	6,089.54
Interest Payments	95,067.07	4c Apartments		Total	3,689,679.21
DEFERRED CHARGES	152.60	Total 1238 426,914,700.00		LIABILITIES, RESERVES, AND SURPLUS	
SCHOOL, COUNTY, SPECIAL DISTRICT TAXES	4,153,963.30	Land Area 4.90 Sq. Miles		Cash Liabilities	2,087,483.67
RESERVE FOR UNCOLLECTED TAXES	510,637.51	Net Valuation Taxable-Municipal		Reserves for Receivables	226,648.41
EXPENDITURES TOTAL	7,313,343.43	Net Valuation Taxable-County		Surplus Dec. 31, 1988	1,375,547.13
		State Equalized Valuation		Total	3,689,679.21
		State Equalization Ratio			

1712

Population 1980 6,959
 Population 1988 6,867
 S & P Rating
 Moody Rating BAA1

General Tax Rate Per \$100.

6.30

State Equalized Tax Rate

3.47

SALEM CITY - SALEM COUNTY

Form of Government:

Special Charter (P.L. 1858 c. 65)

Number of Members on Governing Body - 9

PER CAPITA.

Gross Debt 1,362.36
 Net Debt 34.59
 Debt Service 60.30
 Total Tax Levy 473.16
 Municipal Expenditures 524.35

PER CENT

Gross Debt 11.39
 Net Debt .29
 Tax Levy Collected 9.35
 Tax Levy Cancelled, Abated or Adjusted .32

EXPENDITURES		REVENUES-REALIZED		1988 PROPERTY TAX	
GENERAL GOVERNMENT				STATE EQUALIZED TAX RATE 1.39	
Governing Body & Public Boards				Local District School Taxes	1,300,000.00
Municipal Clerk				Regional & Consolidated School Tax	
Financial Administration	98,574.58	1988 Property Taxes Collected		School Taxes in Municipal Budget	31,377.63
Assessment of Taxes	151,039.00	1988 Payments in Lieu of Taxes		County Taxes	735,721.58
Collection of Taxes	23,094.00	Delinquent Tax & Lien Collections		County Library Taxes	
Planning, Housing & Development	9,500.00	Business Personalty Replacement Taxes		Local Municipal Purpose Taxes	1,168,777.04
Human Resources	134,147.51	Taxes from Public Utilities		Veteran & Senior Citizen Taxes	63,150.00
Elections		Other Miscellaneous Tax Revenues		Total Taxes for Rate Computation	3,305,526.35
General Administration (other)	321,335.12	State Aid Revenues		Special District Taxes	
JUDICIARY		Federal Aid Revenues		Bank Corp. Taxes	3,410.14
Municipal Courts	141,561.35	State and Local Fiscal Assistance Act Utilized		Added and Omitted Taxes	3,394.58
PUBLIC SAFETY		Sale of Acquired Property		Total Taxes Levied - ABSTRACT	3,249,181.07
Fire Protection	84,812.11	Other Miscellaneous Revenues		Total Taxes Billed	3,245,613.24
Police Protection	826,647.93	Prior Years Surplus Appropriated		1988 TAXES COLLECTED	2,875,586.05
Civil Defense & Disaster Control	5,479.00	REVENUES TOTAL		1988 Taxes Cancelled, Abated or Adjusted	10,253.33
Environmental Inspection & Control	65,010.00	Reserve For Uncollected Taxes		Transfer to Tax Title Liens or Foreclosed	43,337.14
Other Public Safety		CAPITAL OUTLAY TOTAL		Balance Outstanding Dec. 31, 1988	311,931.72
PUBLIC WORKS				PRIOR YEARS TAXES OUTSTANDING	
Streets and Drainage	341,636.26	Public Enterprises		Balance January 1, 1988	230,458.63
Sewers and Sewage Processing		Recreation—Culture		Collected in 1988	203,739.54
Gorbage and Trash Disposal	137,572.53	Public Works		Cancelled, Abated or Adjusted 1988	17,228.89
Public Buildings and Grounds	17,200.00	Buildings and Grounds		Transfers to Tax Title Liens or Foreclosed	4,433.08
Other Public Works	4,051.41	Library and Education		Balance December 31, 1988	2.12
HEALTH and WELFARE		Conservation		TAX TITLE LIENS OUTSTANDING	
Health Services Except Environmental	2,077.00	All Other		Balance January 1, 1988	64,350.43
Welfare-Public Assistance	24,543.00	CAPITAL DEBT AUTHORIZED, DECEMBER 31, 1988		Transfer From Taxes	54,523.58
Hospitals, Clinics, First Aid	1,000.00	ISSUED AND UNISSUED		Redeemed in 1988	34,047.72
Animal, Insect, & Radent Control	5,200.00	GROSS DEBT		Cancelled, Abated or Adjusted (1988)	
Other Welfare Services		NET DEBT		Transfers to Foreclosed Property	
RECREATION and CONSERVATION				Balance December 31, 1988	85,331.29
Beaches and Boardwalks				PROPERTY ACQUIRED BY DEED OR FORECLOSURE	
Parks, Playgrounds, Shade Trees	34,293.54			Balance January 1, 1988	76,800.00
Land Reclamation & Conservation	1,232.10			Transfers From Taxes or Liens	
Other Recreational Services	3,500.00			Sale for Cash (1988)	500.00
EDUCATION (excluding schools)				Cancelled, Abated or Adjusted (1988)	
Libraries	78,000.00			Balance December 31, 1988	76,300.00
Other Educational Services				CURRENT FINANCES DECEMBER 31, 1988	
STATUTORY EXPENDITURES				ASSETS	
Pensions & F. I. C. A.	174,728.05			Cash Dec. 31, 1988	733,212.64
Employee Fringe Benefits	90,550.00			Taxes Receivable	311,933.84
Other Statutory Expenditures	6,500.00			Tax Title Liens	85,331.29
CETA And Other Public Employment Programs				Foreclosed Property	78,300.00
MUNICIPAL FUNCTIONS TOTAL	2,839,384.39			Emergencies & Other Deferred Charges	115,794.40
CAPITAL IMPROVEMENTS *MEMO*	42,942.00			State and Federal Aid Receivable	
DEBT SERVICE				Other Receivables	57,748.52
Principal Payments	225,000.00			Total	1,382,320.69
Interest Payments	189,076.75			LIABILITIES, RESERVES, AND SURPLUS	
DEFERRED CHARGES				Cash Liabilities	503,086.41
SCHOOL, COUNTY, SPECIAL DISTRICT TAXES	2,068,599.31			Reserves for Receivables	493,421.44
RESERVE FOR UNCOLLECTED TAXES	351,665.46			Surplus Dec. 31, 1988	385,812.84
EXPENDITURES TOTAL	5,672,725.91			Total	1,382,320.69

1917
Population 1980 1,435
Population 1988 1,571
S & P Rating
Moody Rating

General Tax Rate Per \$100. 2.17
State Equalized Tax Rate 1.53

SANDYSTON TOWNSHIP - SUSSEX CO.
Form of Government:
Township Committee
Number of Members on Governing Body - 3

PER CAPITA:
Gross Debt 155.87
Net Debt
Debt Service
Total Tax Levy 1,014.83
Municipal Expenditures 331.27
PER CENT:
Gross Debt .30
Net Debt
Tax Levy Collected 88.78
Tax Levy Cancelled, Abated or Adjusted .93

EXPENDITURES		REVENUES-REALIZED		1988 PROPERTY TAX	
GENERAL GOVERNMENT				STATE EQUALIZED TAX RATE	
Governing Body & Public Boards		1988 Property Taxes Collected	1,415,676.14	Local District School Taxes	
Municipal Clerk		1988 Payments in Lieu of Taxes		Regional & Consolidated School Tax 1.08	1,064,647.06
Financial Administration	16,250.00	Delinquent Tax & Lien Collections	139,762.21	School Taxes in Municipal Budget	
Assessment of Taxes	13,295.00	Business Personalty Replacement Taxes	14,602.84	County Taxes .47 *	459,735.52
Collection of Taxes	12,110.00	Taxes from Public Utilities	124,756.00	County Library Taxes .03	31,692.96
Planning, Housing & Development	25,155.00	Other Miscellaneous Tax Revenues		Local Municipal Purpose Taxes	
Human Resources		State Aid Revenues	10,022.43	Veteran & Senior Citizen Taxes	27,050.00
Elections		Federal Aid Revenues		Total Taxes for Rate Computation 1.58	1,583,125.54
General Administration (other)	63,390.00	State and Local Fiscal Assistance Act Utilized		Special District Taxes	
JUDICIARY		Sale of Acquired Property		Bank Corp. Taxes	
Municipal Courts	24,170.00	Other Miscellaneous Revenues	197,136.15	Added and Omitted Taxes	38,216.89
PUBLIC SAFETY		Total	1,901,955.77	Total Taxes Levied - ABSTRACT	1,594,292.43
Fire Protection	24,540.00	Prior Years Surplus Appropriated	160,000.00	Total Taxes Billed	1,594,500.51
Police Protection	2,500.00	REVENUES TOTAL	2,061,955.77	1988 TAXES COLLECTED	1,415,676.14
Civil Defense & Disaster Control		Reserve For Uncollected Taxes	199,902.00	1988 Taxes Cancelled, Abated or Adjusted	14,765.56
Environmental Inspection & Control	21,330.00			Transfer to Tax Title Liens or Foreclosed	4,865.05
Other Public Safety				Balance Outstanding Dec. 31, 1988	159,193.76
PUBLIC WORKS		CAPITAL OUTLAY TOTAL		PRIOR YEARS TAXES OUTSTANDING	
Streets and Drainage	79,900.00	Public Enterprises		Balance January 1, 1988	152,383.32
Sewers and Sewage Processing		Recreation—Culture		Collected in 1988	132,413.30
Garbage and Trash Disposal		Public Works		Cancelled, Abated or Adjusted 1988	16,735.58
Public Buildings and Grounds	9,050.00	Buildings and Grounds		Transfers to Tax Title Liens or Foreclosed	121.59
Other Public Works		Library and Education		Balance December 31, 1988	3,112.85
HEALTH and WELFARE		Conservation		TAX TITLE LIENS OUTSTANDING	
Health Services Except Environmental	1,500.00	All Other		Balance January 1, 1988	19,399.32
Welfare-Public Assistance	1,150.00			Transfer From Taxes	5,022.14
Hospitals, Clinics, First Aid	2,500.00			Redeemed in 1988	7,348.91
Animal, Insect, & Rodent Control				Cancelled, Abated or Adjusted (1988)	
Other Welfare Services				Transfers to Foreclosed Property	
RECREATION and CONSERVATION				Balance December 31, 1988	17,072.55
Beaches and Boardwalks				PROPERTY ACQUIRED BY DEED OR	
Parks, Playgrounds, Shade Trees				FORECLOSURE	
Land Reclamation & Conservation				Balance January 1, 1988	53,100.00
Other Recreational Services	730.00			Transfers From Taxes or Liens	
EDUCATION (excluding schools)				Sale for Cash (1988)	
Libraries				Cancelled, Abated or Adjusted (1988)	
Other Educational Services				Balance December 31, 1988	53,100.00
STATUTORY EXPENDITURES				CURRENT FINANCES DECEMBER 31, 1988	
Pensions & F. I. C. A.	13,230.00			ASSETS	
Employee Fringe Benefits				Cash Dec. 31, 1988	316,632.11
Other Statutory Expenditures				Taxes Receivable	162,306.61
CETA And Other Public Employment Programs				Tax Title Liens	17,072.55
MUNICIPAL FUNCTIONS TOTAL	315,920.00			Foreclosed Property	53,100.00
CAPITAL IMPROVEMENTS *MEMO*				Emergencies & Other Deferred Charges	9,200.00
DEBT SERVICE				State and Federal Aid Receivable	
Principal Payments				Other Receivables	17,187.99
Interest Payments				Total	575,499.26
DEFERRED CHARGES	4,600.00			LIABILITIES, RESERVES, AND SURPLUS	
SCHOOL, COUNTY, SPECIAL DISTRICT TAXES	1,556,075.54			Cash Liabilities	73,317.40
RESERVE FOR UNCOLLECTED TAXES	199,902.00			Reserves for Receivables	249,667.15
EXPENDITURES TOTAL	2,076,497.54			Surplus Dec. 31, 1988	252,514.71
				Total	575,499.26

Population 1980 29,969
 Population 1988 35,881
 S & P Rating
 Moody Rating AA

General Tax Rate Per \$100.

3.89

State Equalized Tax Rate

1.53

SAYREVILLE BOROUGH — MIDDLESEX CO.

Form of Government:

Borough Council

Number of Members on Governing Body — 6

PER CAPITA:

Gross Debt 1,023.79
 Net Debt 349.30
 Debt Service 66.25
 Total Tax Levy 781.94
 Municipal Expenditures 603.56

PER CENT:

Gross Debt 2.64
 Net Debt 2.19
 Tax Levy Collected 97.25
 Tax Levy Cancelled, Abated or Adjusted .13

EXPENDITURES		REVENUES-REALIZED		1988 PROPERTY TAX	
GENERAL GOVERNMENT				STATE EQUALIZED TAX RATE → .91	
Governing Body & Public Boards		1988 Property Taxes Collected	27,200,831.91	Local District School Taxes	15,933,637.00
Municipal Clerk		1988 Payments in Lieu of Taxes		Regional & Consolidated School Tax	
Financial Administration	305,931.03	Delinquent Tax & Lien Collections	522,693.40	School Taxes in Municipal Budget	
Assessment of Taxes	222,600.00	Business Personalty Replacement Taxes	1,449,161.53	County Taxes	7,399,564.03
Collection of Taxes	121,200.00	Taxes from Public Utilities	9,992,503.00	County Library Taxes	
Planning, Housing & Development	120,200.00	Other Miscellaneous Tax Revenues		Local Municipal Purpose Taxes	3,822,507.75
Human Resources	349,139.25	State Aid Revenues	321,302.72	Veteran & Senior Citizen Taxes	372,300.00
Elections	22,000.00	Federal Aid Revenues		Total Taxes for Rate Computation	28,023,053.73
General Administration (other)	1,934,830.00	State and Local Fiscal Assistance Act Utilized		Special District Taxes	
JUDICIARY		Sale of Acquired Property		Bank Corp Taxes	37,924.07
Municipal Courts	206,300.00	Other Miscellaneous Revenues	4,207,211.49	Added and Omitted Taxes	313,153.59
PUBLIC SAFETY		Total	43,700,259.20	Total Taxes Levied - ABSTRACT	23,050,901.44
Fire Protection	277,694.00	Prior Years Surplus Appropriated	2,735,000.00	Total Taxes Billed	27,962,917.37
Police Protection	4,643,026.93	REVENUES TOTAL	46,435,259.20	1988 TAXES COLLECTED	27,200,831.91
Civil Defense & Disaster Control	13,300.00	Reserve For Uncollected Taxes	1,711,751.00	1988 Taxes Cancelled, Abated or Adjusted	36,744.09
Environmental Inspection & Control	230,900.00	CAPITAL OUTLAY TOTAL	2,019,624.40	Transfer to Tax Title Liens or Foreclosed	25,963.27
Other Public Safety				Balance Outstanding Dec. 31, 1988	705,123.10
PUBLIC WORKS				PRIOR YEARS TAXES OUTSTANDING	
Streets and Drainage	1,301,500.00	Public Enterprises	144,293.42	Balance January 1, 1988	518,414.11
Sewers and Sewage Processing	1,426,500.00	Recreation—Culture	13,955.00	Collected in 1988	504,613.00
Garbage and Trash Disposal	2,103,300.00	Public Works	555,080.95	Cancelled, Abated or Adjusted 1988	2,361.46
Public Buildings and Grounds	803,000.00	Buildings and Grounds	1,306,295.03	Transfers to Tax Title Liens or Foreclosed	10,052.48
Other Public Works		Library and Education		Balance December 31, 1988	1,337.17
HEALTH and WELFARE		Conservation		TAX TITLE LIENS OUTSTANDING	
Health Services Except Environmental	84,550.00	All Other		Balance January 1, 1988	111,393.60
Welfare-Public Assistance	27,350.00	CAPITAL DEBT AUTHORIZED, DECEMBER 31, 1988		Transfer From Taxes	37,927.10
Hospitals, Clinics, First Aid		ISSUED AND UNISSUED		Redeemed in 1988	13,080.40
Animal, Insect, & Rodent Control	3,000.00	School	1,095,000.00	Cancelled, Abated or Adjusted (1988)	434.26
Other Welfare Services		Self-liquidating	2,356,000.00	Transfers to Foreclosed Property	
RECREATION and CONSERVATION		Other	33,273,572.00	Balance December 31, 1988	130,303.04
Beaches and Boardwalks		Total	36,734,572.00	PROPERTY ACQUIRED BY DEED OR FORECLOSURE	
Parks, Playgrounds, Shade Trees	719,900.00	ISSUED AND OUTSTANDING		Balance January 1, 1988	179,400.00
Land Reclamation & Conservation	44,300.00	School	1,095,000.00	Transfers From Taxes or Liens	
Other Recreational Services	12,500.00	Self-Liquidating	2,364,000.00	Sole for Cash (1988)	
EDUCATION (excluding schools)		Other	18,570,000.00	Cancelled, Abated or Adjusted (1988)	
Libraries	429,000.00	Total	22,029,000.00	Balance December 31, 1988	179,400.00
Other Educational Services	3,150.00	EQUALIZED VALUATION BASIS		CURRENT FINANCES DECEMBER 31, 1988	
STATUTORY EXPENDITURES		FOR NET DEBT COMPUTATION	1,391,277,364	ASSETS	
Pensions & F. I. C. A.	1,120,000.00	REAL PROPERTY VALUATIONS		Cash Dec. 31, 1988	14,470,950.32
Employee Fringe Benefits	683,000.00	Code Class # of Parcels % VAL'N		Taxes Receivable	706,510.27
Other Statutory Expenditures		1 Vacant Land 1462 5.00	35,150,900.00	Tax Title Liens	130,808.04
CETA And Other Public Employment Programs		2 Residential 9580 69.21	456,410,800.00	Foreclosed Property	179,400.00
MUNICIPAL FUNCTIONS TOTAL	17,213,641.21	3 Farm 4 .02	130,300.00	Emergencies & Other Deferred Charges	90,000.00
CAPITAL IMPROVEMENTS *MEMO*	710,175.00	4a Commercial 372 8.68	60,990,300.00	State and Federal Aid Receivable	
DEBT SERVICE		4b Industrial 30 12.27	36,259,100.00	Other Receivables	469,763.43
Principal Payments	1,040,000.00	4c Apartments 15 4.31	33,925,700.00	Total	16,047,437.56
Interest Payments	1,337,273.93	Total 11463	702,767,600.00	LIABILITIES, RESERVES, AND SURPLUS	
DEFERRED CHARGES	343,717.29	Land Area 16.60 Sq. Miles		Cash Liabilities	11,767,343.87
SCHOOL, COUNTY, SPECIAL DISTRICT TAXES	23,833,251.03	Net Valuation Taxable-Municipal	711,249,913	Reserves for Receivables	1,486,485.74
RESERVE FOR UNCOLLECTED TAXES	1,711,751.00	Net Valuation Taxable-County	1,964,027,362	Surplus Dec. 31, 1988	2,793,101.95
EXPENDITURES TOTAL	45,489,639.51	State Equalized Valuation	1,743,710,955	Total	16,047,437.56
		State Equalization Ratio	40.50		

2016

Population 1980 20,774
 Population 1988 21,519
 S & P Rating
 Moody Rating AA

General Tax Rate Per \$100.

3.11

State Equalized Tax Rate

1.70

SCOTCH PLAINS TOWNSHIP - UNION CO.

Form of Government:

Council-Manager Plan E (OMCL 50)

Number of Members on Governing Body - 5

PER CAPITA:

Gross Debt 133.01
 Net Debt 124.11
 Debt Service 20.96
 Total Tax Levy 1,238.65
 Municipal Expenditures 452.46

PER CENT:

Gross Debt .22
 Net Debt .21
 Tax Levy Collected 98.08
 Tax Levy Cancelled, Abated or Adjusted .12

EXPENDITURES		REVENUES-REALIZED		1988 PROPERTY TAX	
GENERAL GOVERNMENT				STATE EQUALIZED TAX RATE →	
Governing Body & Public Boards		1988 Property Taxes Collected	26,137,783.52	Local District School Taxes	
Municipal Clerk		1988 Payments in Lieu of Taxes		Regional & Consolidated School Tax 1.06	16,495,007.34
Financial Administration	103,070.00	Delinquent Tax & Lien Collections	554,451.03	School Taxes in Municipal Budget	
Assessment of Taxes	57,325.00	Business Personalty Replacement Taxes	134,129.92	County Taxes	.35 5,515,995.95
Collection of Taxes	79,143.00	Taxes from Public Utilities	1,747,024.00	County Library Taxes	
Planning, Housing & Development	487,250.00	Other Miscellaneous Tax Revenues		Local Municipal Purpose Taxes	.29 4,510,656.53
Human Resources	47,072.00	State Aid Revenues	603,211.65	Veteran & Senior Citizen Taxes	162,750.00
Elections	4,000.00	Federal Aid Revenues		Total Taxes far Rate Computation	1.70 26,684,409.82
General Administration (other)	1,321,274.00	State and Local Fiscal Assistance Act Utilized	1,482.00	Special District Taxes	
JUDICIARY		State of Acquired Property		Bank Corp. Taxes	4,733.60
Municipal Courts	64,735.00	Other Miscellaneous Revenues	1,913,437.39	Added and Omitted Taxes	128,068.06
PUBLIC SAFETY		Total	31,031,519.51	Total Taxes Levied - ABSTRACT	26,654,461.48
Fire Protection	334,779.00	Prior Years Surplus Appropriated	1,175,000.00	Total Taxes Billed	26,649,727.88
Police Protection	1,395,239.33	REVENUES TOTAL	32,266,519.51	1988 TAXES COLLECTED	26,137,783.52
Civil Defense & Disaster Control	16,374.00	Reserve For Uncollected Taxes	813,000.00	1988 Taxes Cancelled, Abated or Adjusted	32,574.79
Environmental Inspection & Control	153,003.00	CAPITAL OUTLAY TOTAL	526,314.33	Transfer to Tax Title Liens or Foreclosed	20,659.73
Other Public Safety		Public Enterprises		Balance Outstanding Dec. 31, 1988	458,709.84
PUBLIC WORKS		Recreation—Culture	15,761.35	PRIOR YEARS TAXES OUTSTANDING	
Streets and Drainage	1,400,426.43	Public Works	38,816.56	Balance January 1, 1988	546,512.26
Sewers and Sewage Processing	821,537.71	Buildings and Grounds	414,782.07	Collected in 1988	540,416.05
Garbage and Trash Disposal		Library and Education	6,954.35	Cancelled, Abated or Adjusted 1988	30.79
Public Buildings and Grounds	109,325.00	Conservation		Transfers to Tax Title Liens or Foreclosed	4,081.87
Other Public Works	53,700.00	All Other		Balance December 31, 1988	1,983.55
HEALTH and WELFARE		CAPITAL DEBT AUTHORIZED, DECEMBER 31, 1988		TAX TITLE LIENS OUTSTANDING	
Health Services Except Environmental	33,453.00	ISSUED AND UNISSUED GROSS DEBT		Balance January 1, 1988	91,890.48
Welfare-Public Assistance	34,946.00	School	191,496	Transfer From Taxes	25,643.40
Hospitals, Clinics, First Aid	2,000.00	Self-liquidating	2,670,789	Redeemed in 1988	14,034.98
Animal, Insect, & Rodent Control		Other	2,670,739	Cancelled, Abated or Adjusted (1988)	
Other Welfare Services	500.00	Total	2,862,285	Transfers to Foreclosed Property	
RECREATION and CONSERVATION		ISSUED AND OUTSTANDING		Balance December 31, 1988	103,498.90
Beaches and Boardwalks		School	191,496.49	PROPERTY ACQUIRED BY DEED OR FORECLOSURE	
Parks, Playgrounds, Shade Trees	193,142.00	Self-Liquidating		Balance January 1, 1988	195,754.00
Land Reclamation & Conservation		Other	2,155,000.00	Transfers From Taxes or Liens	
Other Recreational Services	142,596.00	Total	2,346,496.49	Sale for Cash (1988)	
EDUCATION (excluding schools)		EQUALIZED VALUATION BASIS		Cancelled, Abated or Adjusted (1988)	
Libraries	399,331.00	FOR NET DEBT COMPUTATION	1,296,255,966	Balance December 31, 1988	195,754.00
Other Educational Services		REAL PROPERTY VALUATIONS		CURRENT FINANCES DECEMBER 31, 1988	
STATUTORY EXPENDITURES		Code Class # of Parcels % VAL'N ASSESSED VALUATION		ASSETS	
Pensions & F. I. C. A.	695,741.00	1 Vacant Land 275 1.13 9,629,450.00		Cash Dec. 31, 1988	5,536,095.39
Employee Fringe Benefits		2 Residential 6599 87.13 741,493,900.00		Taxes Receivable	460,693.39
Other Statutory Expenditures		3 Farm 23 .37 3,192,700.00		Tax Title Liens	103,498.90
CETA And Other Public Employment Programs		4a Commercial 240 7.46 63,469,500.00		Foreclosed Property	195,754.00
MUNICIPAL FUNCTIONS TOTAL	3,461,117.52	4b Industrial 27 .33 7,099,500.00		Emergencies & Other Deferred Charges	
CAPITAL IMPROVEMENTS *MEMO*	15,000.00	4c Apartments 7 3.07 26,143,900.00		State and Federal Aid Receivable	57,947.95
DEBT SERVICE		Total 7171 851,028,950.00		Other Receivables	2,502.23
Principal Payments	286,000.00	Land Area 9.20 Sq. Miles		Total	6,356,491.86
Interest Payments	164,935.00	Net Valuation Taxable-Municipal	853,270,438	LIABILITIES, RESERVES, AND SURPLUS	
DEFERRED CHARGES	11,466.00	Net Valuation Taxable-County	1,313,026,181	Cash Liabilities	4,020,846.29
SCHOOL, COUNTY, SPECIAL DISTRICT TAXES	22,011,003.29	State Equalized Valuation	1,561,473,716	Reserves for Receivables	762,448.52
RESERVE FOR UNCOLLECTED TAXES	813,000.00	State Equalization Ratio	54.53	Surplus Dec. 31, 1988	1,573,197.05
EXPENDITURES TOTAL	31,747,571.81			Total	6,356,491.86

1343
Population 1980 1,312
Population 1988 1,347
S & P Rating
Moody Rating BAA1

General Tax Rate Per \$100. 2.43
State Equalized Tax Rate 1.57

SEA BRIGHT BOROUGH - MONMOUTH CO.
Form of Government:
Borough Council
Number of Members on Governing Body - 6

PER CAPITA
Gross Debt 914.65
Net Debt 896.53
Debt Service 86.97
Total Tax Levy 1,849.57
Municipal Expenditures 1,224.07

PER CENT:
Gross Debt .97
Net Debt .95
Tax Levy Collected 95.21
Tax Levy Cancelled, Abated or Adjusted

EXPENDITURES		REVENUES-REALIZED		1988 PROPERTY TAX	
GENERAL GOVERNMENT				STATE EQUALIZED TAX RATE → .15	
Governing Body & Public Boards		1988 Property Taxes Collected	3,243,094.53	Local District School Taxes	317,297.00
Municipal Clerk		1988 Payments in Lieu of Taxes		Regional & Consolidated School Tax	850,173.54
Financial Administration	14,429.00	Delinquent Tax & Lien Collections	119,004.16	School Taxes in Municipal Budget	
Assessment of Taxes	13,263.00	Business Personalty Replacement Taxes	34,871.76	County Taxes	786,393.23
Collection of Taxes	24,596.00	Taxes from Public Utilities	129,827.55	County Library Taxes	29,900.35
Planning, Housing & Development	12,179.00	Other Miscellaneous Tax Revenues		Local Municipal Purpose Taxes	1,417,923.00
Human Resources	10,000.00	State Aid Revenues	33,162.74	Veteran & Senior Citizen Taxes	13,750.00
Elections		Federal Aid Revenues		Total Taxes for Rate Computation	3,415,952.17
General Administration (other)	257,330.00	State and Local Fiscal Assistance Act Utilized		Special District Taxes	
JUDICIARY		Sale of Acquired Property		Bank Corp. Taxes	10,023.01
Municipal Courts	46,431.05	Other Miscellaneous Revenues	376,929.24	Added and Omitted Taxes	3,921.17
PUBLIC SAFETY		Total	3,941,950.03	Total Taxes Levied - ABSTRACT	3,416,151.35
Fire Protection	48,748.63	Prior Years Surplus Appropriated	250,000.00	Total Taxes Billed	3,406,123.34
Police Protection	473,501.39	REVENUES TOTAL	4,191,950.03	1988 TAXES COLLECTED	3,243,094.58
Civil Defense & Disaster Control	1,500.00	Reserve For Uncollected Taxes	199,023.42	1988 Taxes Cancelled, Abated or Adjusted	
Environmental Inspection & Control	13,267.00	CAPITAL OUTLAY TOTAL	43,534.76	Transfer to Tax Title Liens or Foreclosed	
Other Public Safety				Balance Outstanding Dec. 31, 1988	163,028.76
PUBLIC WORKS				PRIOR YEARS TAXES OUTSTANDING	
Streets and Drainage	129,434.40	Public Enterprises		Balance January 1, 1988	119,016.94
Sewers and Sewage Processing	360,229.85	Recreation—Culture		Collected in 1988	119,004.16
Garbage and Trash Disposal	144,654.10	Public Works	27,526.30	Cancelled, Abated or Adjusted 1988	
Public Buildings and Grounds	15,000.00	Buildings and Grounds	21,008.46	Transfers to Tax Title Liens or Foreclosed	
Other Public Works		Library and Education		Balance December 31, 1988	12.73
HEALTH and WELFARE		Conservation		TAX TITLE LIENS OUTSTANDING	
Health Services Except Environmental	24,119.00	All Other		Balance January 1, 1988	234.32
Welfare-Public Assistance	1,700.00	CAPITAL DEBT AUTHORIZED, DECEMBER 31, 1988		Transfer From Taxes	
Hospitals, Clinics, First Aid		ISSUED AND UNISSUED		Redeemed in 1988	
Animal, Insect, & Rodent Control	800.00	School	33,467	Cancelled, Abated or Adjusted (1988)	
Other Welfare Services		Self-liquidating		Transfers to Foreclosed Property	
RECREATION and CONSERVATION		Other	1,655,883	Balance December 31, 1988	234.32
Beaches and Boardwalks	61,229.00	Total	1,689,351	PROPERTY ACQUIRED BY DEED OR	
Parks, Playgrounds, Shade Trees	18,155.40			FORECLOSURE	
Land Reclamation & Conservation	40,000.00	ISSUED AND OUTSTANDING		Balance January 1, 1988	6,600.00
Other Recreational Services		School		Transfers From Taxes or Liens	
EDUCATION (excluding schools)		Self-Liquidating		Sale for Cash (1988)	
Libraries		Other		Cancelled, Abated or Adjusted (1988)	
Other Educational Services		Total	869,000.00	Balance December 31, 1988	6,600.00
STATUTORY EXPENDITURES		EQUALIZED VALUATION BASIS		CURRENT FINANCES DECEMBER 31, 1988	
Pensions & F. I. C. A.	96,498.00	FOR NET DEBT COMPUTATION	174,283,743	ASSETS	
Employee Fringe Benefits	66,000.00	REAL PROPERTY VALUATIONS		Cash Dec. 31, 1988	980,021.69
Other Statutory Expenditures	2,000.00	Code Class # of Parcels % VAL'N		Taxes Receivable	163,041.54
CETA And Other Public Employment Programs		1 Vacant Land 155 1.26	1,760,300.00	Tax Title Liens	284.32
MUNICIPAL FUNCTIONS TOTAL	1,890,114.87	2 Residential 989 76.68	106,943,100.00	Foreclosed Property	6,600.00
CAPITAL IMPROVEMENTS *MEMO*	4,000.00	3 Farm		Emergencies & Other Deferred Charges	21,076.66
DEBT SERVICE		4a Commercial 71 19.81	27,633,600.00	State and Federal Aid Receivable	
Principal Payments	105,000.00	4b Industrial		Other Receivables	6,553.31
Interest Payments	55,658.00	4c Apartments 9 2.24	3,122,100.00	Total	1,177,578.02
DEFERRED CHARGES	11,048.87	Total 1224	139,459,100.00	LIABILITIES, RESERVES, AND SURPLUS	
SCHOOL, COUNTY, SPECIAL DISTRICT TAXES	1,984,274.17	Land Area .60 Sq. Miles		Cash Liabilities	419,929.90
RESERVE FOR UNCOLLECTED TAXES	199,023.42	Net Valuation Taxable-Municipal	139,973,097	Reserves for Receivables	176,479.67
EXPENDITURES TOTAL	4,245,129.33	Net Valuation Taxable-County	187,589,308	Surplus Dec. 31, 1988	581,168.45
		State Equalized Valuation	216,394,957	Total	1,177,578.02
		State Equalization Ratio	64.60		

1344
 Population 1980 2,550
 Population 1988 2,556
 S & P Rating
 Moody Rating A
 General Tax Rate Per \$100. 2.22
 State Equalized Tax Rate .90

SEA GIRT BOROUGH - MONMOUTH CO.
Form of Government:
Borough Council
Number of Members on Governing Body - 6

PER CAPITA:
 Gross Debt 1,070.09
 Net Debt 1,070.09
 Debt Service 85.98
 Total Tax Levy 1,677.24
 Municipal Expenditures 913.62
 PER CENT:
 Gross Debt .71
 Net Debt .71
 Tax Levy Collected 97.50
 Tax Levy Cancelled, Abated or Adjusted

EXPENDITURES		REVENUES-REALIZED		1988 PROPERTY TAX	
GENERAL GOVERNMENT				STATE EQUALIZED TAX RATE	
Governing Body & Public Boards		1988 Property Taxes Collected	4,173,174.12	Local District School Taxes	.29 1,374,912.00
Municipal Clerk		1988 Payments in Lieu of Taxes		Regional & Consolidated School Tax	
Financial Administration	7,200.00	Delinquent Tax & Lien Collections	76,663.87	School Taxes in Municipal Budget	
Assessment of Taxes	7,477.00	Business Personalty Replacement Taxes	9,693.72	County Taxes	.34 1,612,922.16
Collection of Taxes	34,911.00	Taxes from Public Utilities	142,766.00	County Library Taxes	.01 61,287.37
Planning, Housing & Development	15,572.00	Other Miscellaneous Tax Revenues		Local Municipal Purpose Taxes	.26 1,214,607.00
Human Resources	37,943.53	State Aid Revenues	36,262.61	Veteran & Senior Citizen Taxes	
Elections		Federal Aid Revenues		Total Taxes far Rate Computation	.90 4,281,678.53
General Administration (other)	267,330.00	State and Local Fiscal Assistance Act Utilized		Special District Taxes	
JUDICIARY		Sale of Acquired Property		Bank Corp. Taxes	2,582.83
Municipal Courts	20,555.00	Other Miscellaneous Revenues	549,003.02	Added and Omitted Taxes	20,726.54
PUBLIC SAFETY		Total	5,042,563.34	Total Taxes Levied - ABSTRACT	4,287,037.90
Fire Protection	24,035.52	Prior Years Surplus Appropriated	359,000.00	Total Taxes Billed	4,285,345.87
Police Protection	430,313.14	REVENUES TOTAL	5,401,563.34	1988 TAXES COLLECTED	4,178,174.12
Civil Defense & Disaster Control	3,400.00	Reserve For Uncollected Taxes	153,022.99	1988 Taxes Cancelled, Abated or Adjusted	
Environmental Inspection & Control	15,179.00			Transfer to Tax Title Liens or Foreclosed	
Other Public Safety				Balance Outstanding Dec. 31, 1988	107,171.75
PUBLIC WORKS		CAPITAL OUTLAY TOTAL	301,521.63	PRIOR YEARS TAXES OUTSTANDING	
Streets and Drainage	176,059.20	Public Enterprises	19,368.39	Balance January 1, 1988	76,663.87
Sewers and Sewage Processing		Recreation—Culture		Collected in 1988	76,663.87
Garbage and Trash Disposal	327,114.00	Public Works	230,952.79	Cancelled, Abated or Adjusted 1988	
Public Buildings and Grounds	26,233.00	Buildings and Grounds	1,200.00	Transfers to Tax Title Liens or Foreclosed	
Other Public Works		Library and Education		Balance December 31, 1988	
HEALTH and WELFARE		Conservation		TAX TITLE LIENS OUTSTANDING	
Health Services Except Environmental	7,627.00	All Other		Balance January 1, 1988	
Welfare-Public Assistance	100.00			Transfer From Taxes	
Hospitals, Clinics, First Aid				Redeemed in 1988	
Animal, Insect, & Rodent Control				Cancelled, Abated or Adjusted (1988)	
Other Welfare Services				Transfers to Foreclosed Property	
RECREATION and CONSERVATION				Balance December 31, 1988	
Beaches and Boardwalks	220,150.00			PROPERTY ACQUIRED BY DEED OR	
Parks, Playgrounds, Shade Trees	41,279.00			FORECLOSURE	
Land Reclamation & Conservation				Balance January 1, 1988	3,200.00
Other Recreational Services	13,000.00			Transfers From Taxes or Liens	
EDUCATION (excluding schools)				Sale for Cash (1988)	
Libraries	4,074.00			Cancelled, Abated or Adjusted (1988)	
Other Educational Services				Balance December 31, 1988	3,200.00
STATUTORY EXPENDITURES				CURRENT FINANCES DECEMBER 31, 1988	
Pensions & F. I. C. A.	127,630.00			ASSETS	
Employee Fringe Benefits	70,000.00			Cash Dec. 31, 1988	1,307,952.19
Other Statutory Expenditures				Taxes Receivable	107,171.75
CETA And Other Public Employment Programs				Tax Title Liens	
MUNICIPAL FUNCTIONS TOTAL	1,932,912.33			Foreclosed Property	3,200.00
CAPITAL IMPROVEMENTS *MEMO*	27,000.00			Emergencies & Other Deferred Charges	127,978.63
DEBT SERVICE				State and Federal Aid Receivable	50.00
Principal Payments	120,000.00			Other Receivables	17,025.77
Interest Payments	99,772.00			Total	1,563,378.34
DEFERRED CHARGES	29,496.33			LIABILITIES, RESERVES, AND SURPLUS	
SCHOOL, COUNTY, SPECIAL DISTRICT TAXES	3,049,121.53			Cash Liabilities	936,471.70
RESERVE FOR UNCOLLECTED TAXES	153,022.99			Reserves for Receivables	110,371.75
EXPENDITURES TOTAL	5,334,325.24			Surplus Dec. 31, 1988	516,534.89
				Total	1,563,378.34

0509

Population 1980 2,644
 Population 1988 2,955
 S & P Rating
 Moody Rating BAA1

General Tax Rate Per \$100.

1.25

State Equalized Tax Rate

1.25

SEA ISLE CITY CITY - CAPE MAY COUNTY

Form of Government:

Commission (1911)

Number of Members on Governing Body - 3

PER CAPITA:

Gross Debt 6,392.54
 Net Debt 4,477.48
 Debt Service 433.39
 Total Tax Levy 3,085.03
 Municipal Expenditures 2,379.52

PER CENT:

Gross Debt 3.03
 Net Debt 2.12
 Tax Levy Collected 95.99
 Tax Levy Cancelled, Abated or Adjusted .39

EXPENDITURES		REVENUES-REALIZED		1988 PROPERTY TAX	
GENERAL GOVERNMENT				STATE EQUALIZED TAX RATE .25	
Governing Body & Public Boards		1988 Property Taxes Collected	8,748,325.10	Local District School Taxes	1,778,273.00
Municipal Clerk		1988 Payments in Lieu of Taxes		Regional & Consolidated School Tax	
Financial Administration	202,000.00	Delinquent Tax & Lien Collections	405,352.62	School Taxes in Municipal Budget	.01 61,818.75
Assessment of Taxes	52,629.92	Business Personalty Replacement Taxes	18,816.52	County Taxes	.38 2,711,504.87
Collection of Taxes	80,544.53	Taxes from Public Utilities	302,576.00	County Library Taxes	.02 155,759.95
Planning, Housing & Development	32,855.20	Other Miscellaneous Tax Revenues		Local Municipal Purpose Taxes	.59 4,254,517.01
Human Resources	50,612.00	State Aid Revenues	179,934.15	Veteran & Senior Citizen Taxes	
Elections	1,661.50	Federal Aid Revenues		Total Taxes for Rate Computation	1.25 9,006,623.58
General Administration (other)	912,754.39	State and Local Fiscal Assistance Act Utilized	1,157.00	Special District Taxes	
JUDICIARY		Sale of Acquired Property		Bank Corp. Taxes	2,751.27
Municipal Courts	122,038.66	Other Miscellaneous Revenues	1,834,380.13	Added and Omitted Taxes	151,651.62
PUBLIC SAFETY		Total	11,490,541.52	Total Taxes Levied - ABSTRACT	9,116,276.47
Fire Protection	29,572.71	Prior Years Surplus Appropriated	800,000.00	Total Taxes Billed	9,113,525.20
Police Protection	1,134,965.11	REVENUES TOTAL	12,290,541.52	1988 TAXES COLLECTED	3,748,325.10
Civil Defense & Disaster Control	13,658.96	Reserve For Uncollected Taxes	627,000.00	1988 Taxes Cancelled, Abated or Adjusted	35,397.74
Environmental Inspection & Control	156,355.22			Transfer to Tax Title Liens or Foreclosed	5,264.49
Other Public Safety				Balance Outstanding Dec. 31, 1988	324,627.87
PUBLIC WORKS		CAPITAL OUTLAY TOTAL	2,382,833.22	PRIOR YEARS TAXES OUTSTANDING	
Streets and Drainage	439,011.57	Public Enterprises	969,620.22	Balance January 1, 1988	339,309.36
Sewers and Sewage Processing	10,939.35	Recreation—Culture	119,369.60	Collected in 1988	381,464.05
Gorbage and Trash Disposal	395,200.00	Public Works	950,031.26	Cancelled, Abated or Adjusted 1988	130.42
Public Buildings and Grounds	127,058.21	Buildings and Grounds	343,812.14	Transfers to Tax Title Liens or Foreclosed	6,590.10
Other Public Works	23,225.50	Library and Education		Balance December 31, 1988	1,075.29
HEALTH and WELFARE		Conservation		TAX TITLE LIENS OUTSTANDING	
Health Services Except Environmental	1,000.00	All Other		Balance January 1, 1988	44,594.17
Welfare-Public Assistance	3,150.00			Transfer From Taxes	12,723.93
Hospitals, Clinics, First Aid		CAPITAL DEBT AUTHORIZED, DECEMBER 31, 1988		Redeemed in 1988	23,383.57
Animal, Insect, & Rodent Control		ISSUED AND UNISSUED GROSS DEBT NET DEBT		Cancelled, Abated or Adjusted (1988)	
Other Welfare Services		School 107,000		Transfers to Foreclosed Property	
RECREATION and CONSERVATION		Self-liquidating 4,602,000		Balance December 31, 1988	33,429.53
Beaches and Boardwalks	347,303.33	Other 14,180,950	13,230,950	PROPERTY ACQUIRED BY DEED OR FORECLOSURE	
Parks, Playgrounds, Shade Trees	2,575.00	Total 18,889,950	13,230,950	Balance January 1, 1988	41,233.00
Land Reclamation & Conservation	23,000.00			Transfers From Taxes or Liens	
Other Recreational Services	133,553.43	ISSUED AND OUTSTANDING		Sale for Cash (1988)	
EDUCATION (excluding schools)		School 107,000.00		Cancelled, Abated or Adjusted (1988)	
Libraries	3,000.00	Self-Liquidating 1,522,000.00		Balance December 31, 1988	41,233.00
Other Educational Services	2,000.00	Other 9,610,000.00		CURRENT FINANCES DECEMBER 31, 1988	
STATUTORY EXPENDITURES		Total 11,239,000.00		ASSETS	
Pensions & F. I. C. A.	377,291.05	EQUALIZED VALUATION BASIS		Cash Dec. 31, 1988	3,630,019.87
Employee Fringe Benefits	305,000.00	FOR NET DEBT COMPUTATION	523,719,176	Taxes Receivable	325,703.16
Other Statutory Expenditures	25,000.00	REAL PROPERTY VALUATIONS		Tax Title Liens	33,429.53
CETA And Other Public Employment Programs		Code Class # of Parcels % VAL'N		Foreclosed Property	41,233.00
MUNICIPAL FUNCTIONS TOTAL	5,075,570.69	1 Vacant Land 526 3.21	23,036,100.00	Emergencies & Other Deferred Charges	94,920.00
CAPITAL IMPROVEMENTS *MEMO*	125,000.00	2 Residential 4476 90.81	650,779,394.00	State and Federal Aid Receivable	
DEBT SERVICE		3 Farm		Other Receivables	565,446.23
Principal Payments	673,000.00	4a Commercial 138 5.84	41,835,100.00	Total	4,690,751.79
Interest Payments	593,809.75	4b Industrial		LIABILITIES, RESERVES, AND SURPLUS	
TYPE I SCHL DEBT *MEMO	61,818.75	4c Apartments 3 .14	997,700.00	Cash Liabilities	2,123,577.29
DEFERRED CHARGES	57,103.00	Total 5143	716,647,294.00	Reserves for Receivables	852,811.92
SCHOOL, COUNTY, SPECIAL DISTRICT TAXES	4,707,356.57	Land Area 2.39 Sq. Miles		Surplus Dec. 31, 1988	1,709,362.58
RESERVE FOR UNCOLLECTED TAXES	627,000.00	Net Valuation Taxable-Municipal	719,669,694	Total	4,690,751.79
EXPENDITURES TOTAL	11,733,840.01	Net Valuation Taxable-County	622,790,520		
		State Equalized Valuation	717,167,177		
		State Equalization Ratio	100.35		

Population 1980 1,802
 Population 1988 2,188
 S & P Rating
 Moody Rating BAA

General Tax Rate Per \$100. 1.69
 State Equalized Tax Rate 1.41

SEASIDE HEIGHTS BOROUGH - OCEAN CO.
Form of Government:
Borough Council
Number of Members on Governing Body - 6

PER CAPITA:
 Gross Debt 2,788.07
 Net Debt 1,765.31
 Debt Service 253.33
 Total Tax Levy 2,063.02
 Municipal Expenditures 2,502.37

PER CENT:
 Gross Debt 2.32
 Net Debt 1.47
 Tax Levy Collected 87.93
 Tax Levy Cancelled, Abated or Adjusted 87.93

EXPENDITURES		REVENUES-REALIZED		1988 PROPERTY TAX	
GENERAL GOVERNMENT				STATE EQUALIZED TAX RATE	
Governing Body & Public Boards	17,302.70	1988 Property Taxes Collected	3,958,099.36	Local District School Taxes .23	737,938.00
Municipal Clerk		1988 Payments in Lieu of Taxes		Regional & Consolidated School Tax .32	1,010,121.60
Financial Administration	45,605.00	Delinquent Tax & Lien Collections	344,766.80	School Taxes in Municipal Budget	
Assessment of Taxes	10,175.00	Business Personalty Replacement Taxes	47,688.60	County Taxes .36 *	1,135,661.02
Collection of Taxes	29,845.00	Taxes from Public Utilities	131,925.00	County Library Taxes .02	73,912.88
Planning, Housing & Development	23,598.00	Other Miscellaneous Tax Revenues		Local Municipal Purpose Taxes .48	1,512,774.00
Human Resources	45,324.00	State Aid Revenues	37,499.71	Veteran & Senior Citizen Taxes	27,700.00
Elections		Federal Aid Revenues		Total Taxes for Rate Computation 1.41	4,498,107.50
General Administration (other)	830,931.92	State and Local Fiscal Assistance Act Utilized		Special District Taxes	
JUDICIARY		Sale of Acquired Property		Bank Corp. Taxes	12,256.86
Municipal Courts	169,675.00	Other Miscellaneous Revenues	3,096,332.85	Added and Omitted Taxes	31,216.95
PUBLIC SAFETY		Total	7,616,312.32	Total Taxes Levied - ABSTRACT	4,513,881.31
Fire Protection	31,593.40	Prior Years Surplus Appropriated		Total Taxes Billed	4,501,624.45
Police Protection	1,308,214.00	REVENUES TOTAL	7,616,312.32	1988 TAXES COLLECTED	3,958,099.36
Civil Defense & Disaster Control	900.00	Reserve For Uncollected Taxes	414,716.34	1988 Taxes Cancelled, Abated or Adjusted	3,958,099.36
Environmental Inspection & Control	50,791.00	CAPITAL OUTLAY TOTAL	278,053.07	Transfer to Tax Title Liens or Foreclosed	
Other Public Safety		Public Enterprises	130,580.32	Balance Outstanding Dec. 31, 1988	543,525.09
PUBLIC WORKS		Recreation—Culture	2,704.06	PRIOR YEARS TAXES OUTSTANDING	
Streets and Drainage	221,633.30	Public Works	141,768.69	Balance January 1, 1988	352,118.73
Sewers and Sewage Processing		Buildings and Grounds		Collected in 1988	344,766.80
Garbage and Trash Disposal	290,732.00	Library and Education		Cancelled, Abated or Adjusted 1988	
Public Buildings and Grounds	122,590.03	Conservation		Transfers to Tax Title Liens or Foreclosed	
Other Public Works		All Other		Balance December 31, 1988	7,351.93
HEALTH and WELFARE		CAPITAL DEBT AUTHORIZED, DECEMBER 31, 1988		TAX TITLE LIENS OUTSTANDING	
Health Services Except Environmental	33,630.04	ISSUED AND UNISSUED		Balance January 1, 1988	
Welfare-Public Assistance	11,265.38	School	409,293	Transfer From Taxes	
Hospitals, Clinics, First Aid		Self-liquidating	1,998,500	Redeemed in 1988	
Animal, Insect, & Rodent Control	4,170.00	Other	3,692,500	Cancelled, Abated or Adjusted (1988)	
Other Welfare Services		Total	6,100,293	Transfers to Foreclosed Property	
RECREATION and CONSERVATION		ISSUED AND OUTSTANDING		Balance December 31, 1988	
Beaches and Boardwalks	464,525.53	School	409,293.28	PROPERTY ACQUIRED BY DEED OR FORECLOSURE	
Parks, Playgrounds, Shade Trees	10,875.00	Self-Liquidating	1,950,000.00	Balance January 1, 1988	
Land Reclamation & Conservation	6,524.25	Other	3,692,500.00	Transfers From Taxes or Liens	
Other Recreational Services	30,700.00	Total	6,051,793.28	Sale for Cash (1988)	
EDUCATION (excluding schools)		EQUALIZED VALUATION BASIS FOR NET DEBT COMPUTATION	262,952,050	Cancelled, Abated or Adjusted (1988)	
Libraries		REAL PROPERTY VALUATIONS		Balance December 31, 1988	
Other Educational Services		Code Class # of Parcels % VAL'N		CURRENT FINANCES DECEMBER 31, 1988	
STATUTORY EXPENDITURES				ASSETS	
Pensions & F. I. C. A.	372,934.00	1 Vacant Land 135 3.72	9,317,700.00	Cash Dec. 31, 1988	1,723,440.35
Employee Fringe Benefits	236,395.00	2 Residential 1489 56.20	143,325,100.00	Taxes Receivable	550,877.02
Other Statutory Expenditures	19,006.00	3 Farm		Tax Title Liens	
CETA And Other Public Employment Programs		4a Commercial 183 29.82	78,711,740.00	Foreclosed Property	
MUNICIPAL FUNCTIONS TOTAL	4,339,035.63	4b Industrial		Emergencies & Other Deferred Charges	73,609.55
CAPITAL IMPROVEMENTS *MEMO*	10,000.00	4c Apartments 81 10.26	27,036,100.00	State and Federal Aid Receivable	6,151.39
DEBT SERVICE		Total 1893	263,940,640.00	Other Receivables	43,736.71
Principal Payments	298,000.00	Land Area .35 Sq. Miles		Total	2,397,815.02
Interest Payments	256,237.35	Net Valuation Taxable-Municipal	264,563,790	LIABILITIES, RESERVES, AND SURPLUS	
DEFERRED CHARGES	117,101.26	Net Valuation Taxable-County	265,699,322	Cash Liabilities	1,507,491.68
SCHOOL, COUNTY, SPECIAL DISTRICT TAXES	2,957,633.50	State Equalized Valuation	316,731,874	Reserves for Receivables	594,613.73
RESERVE FOR UNCOLLECTED TAXES	414,716.34	State Equalization Ratio 83.51		Surplus Dec. 31, 1988	295,709.61
EXPENDITURES TOTAL	8,432,824.10			Total	2,397,815.02

1527

Population 1980 1,795
 Population 1988 1,300
 S & P Rating
 Moody Rating

General Tax Rate Per \$100.

.97

State Equalized Tax Rate

1.15

SEASIDE PARK BOROUGH – OCEAN CO.

Form of Government:

Borough Council

Number of Members on Governing Body – 6

PER CAPITA

Gross Debt 1,572.92

Net Debt 1,293.17

Debt Service 46.53

Total Tax Levy 2,633.83

Municipal Expenditures 2,022.91

PER CENT

Gross Debt .87

Net Debt .71

Tax Levy Collected 93.95

Tax Levy Cancelled, Abated or Adjusted .65

EXPENDITURES		REVENUES-REALIZED		1988 PROPERTY TAX	
GENERAL GOVERNMENT				STATE EQUALIZED TAX RATE → .16	
Governing Body & Public Boards		1988 Property Taxes Collected	4,443,079.96	Local District School Taxes	.16 660,058.00
Municipal Clerk		1988 Payments in Lieu of Taxes		Regional & Consolidated School Tax	.31 1,285,751.53
Financial Administration	41,025.00	Delinquent Tax & Lien Collections	257,004.14	School Taxes in Municipal Budget	
Assessment of Taxes	7,730.00	Business Personalty Replacement Taxes	19,667.23	County Taxes	.34 * 1,391,363.75
Collection of Taxes	31,050.00	Taxes from Public Utilities	195,157.00	County Library Taxes	.02 90,544.55
Planning, Housing & Development	61,100.00	Other Miscellaneous Tax Revenues		Local Municipal Purpose Taxes	.31 1,280,000.00
Human Resources	30,365.00	State Aid Revenues	33,970.71	Veteran & Senior Citizen Taxes	30,350.00
Elections		Federal Aid Revenues		Total Taxes for Rate Computation	1.14 4,738,567.83
General Administration (other)	493,900.00	State and Local Fiscal Assistance Act Utilized	93,900.00	Special District Taxes	
JUDICIARY		Sale of Acquired Property		Bank Corp. Taxes	11,265.14
Municipal Courts	119,800.00	Other Miscellaneous Revenues	1,655,310.31	Added and Omitted Taxes	21,997.59
PUBLIC SAFETY		Total	6,703,032.40	Total Taxes Levied - ABSTRACT	4,740,980.56
Fire Protection	41,591.00	Prior Years Surplus Appropriated	146,900.00	Total Taxes Billed	4,734,480.80
Police Protection	734,500.00	REVENUES TOTAL	6,849,929.40	1988 TAXES COLLECTED	4,443,079.96
Civil Defense & Disaster Control	5,800.00	Reserve For Uncollected Taxes	295,250.00	1988 Taxes Cancelled, Abated or Adjusted	30,851.26
Environmental Inspection & Control	66,500.00	CAPITAL OUTLAY	593,792.23	Transfer to Tax Title Liens or Foreclosed	1,231.82
Other Public Safety		TOTAL	693,792.23	Balance Outstanding Dec. 31, 1988	254,317.76
PUBLIC WORKS				PRIOR YEARS TAXES OUTSTANDING	
Streets and Drainage	214,300.00	Public Enterprises	129,821.45	Balance January 1, 1988	236,132.39
Sewers and Sewage Processing		Recreation—Culture		Collected in 1988	235,173.57
Garbage and Trash Disposal	268,800.00	Public Works	130,267.14	Cancelled, Abated or Adjusted 1988	20.38
Public Buildings and Grounds	33,700.00	Buildings and Grounds	333,703.64	Transfers to Tax Title Liens or Foreclosed	537.36
Other Public Works	344,200.00	Library and Education		Balance December 31, 1988	251.08
HEALTH and WELFARE		Conservation		TAX TITLE LIENS OUTSTANDING	
Health Services Except Environmental		All Other		Balance January 1, 1988	23,466.50
Welfare-Public Assistance	6,610.00	CAPITAL DEBT AUTHORIZED, DECEMBER 31, 1988		Transfer From Taxes	1,988.61
Hospitals, Clinics, First Aid	1,000.00	ISSUED AND UNISSUED		Redeemed in 1988	21,330.57
Animal, Insect, & Rodent Control	3,000.00	GROSS DEBT		Cancelled, Abated or Adjusted (1988)	
Other Welfare Services		School	476,107	Transfers to Foreclosed Property	
RECREATION and CONSERVATION		Self-liquidating	1,025,063	Balance December 31, 1988	3,624.54
Beaches and Boardwalks	225,900.00	Other	1,342,684	PROPERTY ACQUIRED BY DEED OR	
Parks, Playgrounds, Shade Trees	3,000.00	Total	2,843,855	FORECLOSURE	
Land Reclamation & Conservation	75,000.00	ISSUED AND OUTSTANDING		Balance January 1, 1988	
Other Recreational Services	15,631.00	School	476,107.90	Transfers From Taxes or Liens	
EDUCATION (excluding schools)		Self-liquidating	933,700.00	Sale for Cash (1988)	
Libraries		Other	1,207,000.00	Cancelled, Abated or Adjusted (1988)	
Other Educational Services	2,200.00	Total	2,666,307.90	Balance December 31, 1988	
STATUTORY EXPENDITURES		EQUALIZED VALUATION BASIS		CURRENT FINANCES DECEMBER 31, 1988	
Pensions & F. I. C. A.	259,978.00	FOR NET DEBT COMPUTATION	327,305,687	ASSETS	
Employee Fringe Benefits	162,000.00	REAL PROPERTY VALUATIONS		Cash Dec. 31, 1988	1,857,437.19
Other Statutory Expenditures		Code Class # of Parcels % VAL'N		Taxes Receivable	254,568.84
CETA And Other Public Employment Programs		1 Vacant Land 82 3.44	15,616,200.00	Tax Title Liens	3,624.54
MUNICIPAL FUNCTIONS		2 Residential 1692 81.15	392,399,900.00	Foreclosed Property	
CAPITAL IMPROVEMENTS		3 Farm		Emergencies & Other Deferred Charges	39,000.00
MEMO		4a Commercial 107 9.67	46,781,500.00	State and Federal Aid Receivable	2,746.50
DEBT SERVICE		4b Industrial		Other Receivables	51,385.10
Principal Payments	40,000.00	4c Apartments 71 5.74	27,734,386.00	Total	2,208,812.17
Interest Payments	43,840.49	Total 1952	483,531,986.00	LIABILITIES, RESERVES, AND SURPLUS	
DEFERRED CHARGES		Land Area .60 Sq. Miles		Cash Liabilities	1,670,551.07
SCHOOL, COUNTY, SPECIAL DISTRICT TAXES	3,427,717.83	Net Valuation Taxable-Municipal	484,325,016	Reserves for Receivables	309,578.48
RESERVE FOR UNCOLLECTED TAXES	295,250.00	Net Valuation Taxable-County	325,013,692	Surplus Dec. 31, 1988	228,682.62
EXPENDITURES		State Equalized Valuation	409,768,743	Total	2,208,812.17
TOTAL	7,068,958.32	State Equalization Ratio	118.23		

9999

Population 1980 13,719
 Population 1988 15,311
 S & P Rating AA-
 Moody Rating AA

General Tax Rate Per \$100.

2.62

State Equalized Tax Rate

1.75

SECAUCUS TOWN - HUDSON COUNTY

Form of Government.

Town Council

Number of Members on Governing Body - 7

PER CAPITA:

Gross Debt 921.82
 Net Debt 836.32
 Debt Service 138.01
 Total Tax Levy 2,277.25
 Municipal Expenditures 1,179.97

PER CENT:

Gross Debt .19
 Net Debt .17
 Tax Levy Collected 97.70
 Tax Levy Cancelled, Abated
 or Adjusted

EXPENDITURES		REVENUES-REALIZED		1988 PROPERTY TAX	
GENERAL GOVERNMENT				STATE EQUALIZED TAX RATE .50	
Governing Body & Public Boards		1988 Property Taxes Collected	33,971,606.60	Local District School Taxes	9,737,070.50
Municipal Clerk		1988 Payments in Lieu of Taxes		Regional & Consolidated School Tax	79,900.00
Financial Administration	236,228.00	Delinquent Tax & Lien Collections	615,939.33	School Taxes in Municipal Budget	
Assessment of Taxes	86,459.00	Business Personalty Repacement Taxes	646,635.44	County Taxes	.60 * 11,736,354.82
Collection of Taxes	37,343.00	Taxes from Public Utilities	1,440,741.00	County Library Taxes	
Planning, Housing & Development	31,175.00	Other Miscellaneous Tax Revenues		Local Municipal Purpose Taxes	.64 12,519,267.62
Human Resources	149,418.88	State Aid Revenues	229,257.39	Veteran & Senior Citizen Taxes	138,150.00
Elections	6,665.50	Federal Aid Revenues		Total Taxes for Rate Computation	1.74 34,210,742.94
General Administration (other)	4,069,762.50	State and Local Fiscal Assistance Act Utilized	5,571.43	Special District Taxes	
JUDICIARY		Sale of Acquired Property		Bank Corp. Taxes	103,741.84
Municipal Courts	162,939.00	Other Miscellaneous Revenues	2,014,109.92	Added and Omitted Taxes	690,650.75
PUBLIC SAFETY		Total	38,923,861.11	Total Taxes Levied - ABSTRACT	34,866,985.53
Fire Protection	355,452.56	Prior Years Surplus Appropriated	2,000,000.00	Total Taxes Billed	34,769,652.03
Police Protection	3,301,333.77	REVENUES TOTAL	40,923,861.11	1988 TAXES COLLECTED	33,971,606.60
Civil Defense & Disaster Control	6,029.00	Reserve For Uncollected Taxes	1,036,000.00	1988 Taxes Cancelled, Abated or Adjusted	784.58
Environmental Inspection & Control	175,257.00			Transfer to Tax Title Liens or Foreclosed	299.13
Other Public Safety		CAPITAL OUTLAY TOTAL	736,678.58	Balance Outstanding Dec. 31, 1988	796,961.72
PUBLIC WORKS				PRIOR YEARS TAXES OUTSTANDING	
Streets and Drainage	914,746.00	Public Enterprises		Balance January 1, 1988	1,034,380.13
Sewers and Sewage Processing	1,643,020.52	Recreation—Culture	5,952.00	Collected in 1988	606,733.78
Garbage and Trash Disposal	670,119.31	Public Works	316,375.81	Cancelled, Abated or Adjusted 1988	
Public Buildings and Grounds	543,463.02	Buildings and Grounds	414,350.77	Transfers to Tax Title Liens or Foreclosed	
Other Public Works		Library and Education		Balance December 31, 1988	427,646.35
HEALTH and WELFARE		Conservation		TAX TITLE LIENS OUTSTANDING	
Health Services Except Environmental	202,607.40	All Other		Balance January 1, 1988	11,680.54
Welfare-Public Assistance	20,000.00			Transfer From Taxes	299.13
Hospitals, Clinics, First Aid		CAPITAL DEBT AUTHORIZED, DECEMBER 31, 1988		Redeemed in 1988	9,205.55
Animal, Insect, & Rodent Control	10,200.00	ISSUED AND UNISSUED GROSS DEBT		Cancelled, Abated or Adjusted (1988)	
Other Welfare Services		School	1,309,000	Transfers to Foreclosed Property	
RECREATION and CONSERVATION		Self-Liquidating		Balance December 31, 1988	2,774.12
Beaches and Boardwalks		Other	12,804,966	PROPERTY ACQUIRED BY DEED OR	
Parks, Playgrounds, Shade Trees	219,346.00	Total	14,113,966	FORECLOSURE	
Land Reclamation & Conservation				Balance January 1, 1988	
Other Recreational Services	151,502.93	ISSUED AND OUTSTANDING		Transfers From Taxes or Liens	
EDUCATION (excluding schools)		School	1,309,000.00	Sale for Cash (1988)	
Libraries	482,928.00	Self-Liquidating		Cancelled, Abated or Adjusted (1988)	
Other Educational Services		Other	12,432,000.00	Balance December 31, 1988	
STATUTORY EXPENDITURES		Total	13,741,000.00	CURRENT FINANCES DECEMBER 31, 1988	
Pensions & F. I. C. A.	716,505.00	EQUALIZED VALUATION BASIS		ASSETS	
Employee Fringe Benefits	520,577.00	FOR NET DEBT COMPUTATION	1,596,718,326	Cash Dec. 31, 1988	4,968,587.54
Other Statutory Expenditures	25,000.00	REAL PROPERTY VALUATIONS		Taxes Receivable	1,224,608.07
CETA And Other Public Employment Programs		Code Class # of Parcels % VAL'N		Tax Title Liens	2,774.12
MUNICIPAL FUNCTIONS TOTAL	14,789,638.39	1 Vacant Land 238 5.37	69,340,000.00	Foreclosed Property	
CAPITAL IMPROVEMENTS *MEMO*	100,000.00	2 Residential 4199 31.33	404,769,000.00	Emergencies & Other Deferred Charges	215,200.00
DEBT SERVICE		3 Farm		State and Federal Aid Receivable	10,436.65
Principal Payments	765,000.00	4a Commercial 173 23.99	309,990,700.00	Other Receivables	33,834.20
Interest Payments	1,143,044.75	4b Industrial 157 38.45	496,708,800.00	Total	6,455,440.58
TYPE I SCHL DEBT *MEMO	79,900.00	4c Apartments 13 .86	11,117,900.00	LIABILITIES, RESERVES, AND SURPLUS	
DEFERRED CHARGES	127,801.44	Total 4780	1,291,826,400.00	Cash Liabilities	1,953,153.13
SCHOOL, COUNTY, SPECIAL DISTRICT TAXES	21,553,325.32	Land Area 5.80 Sq. Miles		Reserves for Receivables	1,261,216.39
RESERVE FOR UNCOLLECTED TAXES	1,036,000.00	Net Valuation Taxable-Municipal	1,298,742,443	Surplus Dec. 31, 1988	3,241,071.06
EXPENDITURES TOTAL	39,619,809.90	Net Valuation Taxable-County	1,641,917,459	Total	6,455,440.58
		State Equalized Valuation	1,944,645,638		
		State Equalization Ratio	66.68		

1987/3000

* ABOVE DEBT SERVICE INCLUDES TYPE I SCHOOL DEBT

*Includes County Health Service Taxes or County Vocational School Taxes. See Table 13.

0332

Population 1980 4,537
 Population 1988 5,350
 S & P Rating
 Moody Rating

General Tax Rate Per \$100. 2.54
 State Equalized Tax Rate 1.81

SHAMONG TOWNSHIP — BURLINGTON CO.

Form of Government:

Township Committee

Number of Members on Governing Body — 3

PER CAPITA:

Gross Debt 1,502.22
 Net Debt 359.49
 Debt Service 7.43
 Total Tax Levy 753.25
 Municipal Expenditures 185.77

PER CENT:

Gross Debt 4.71
 Net Debt 1.13
 Tax Levy Collected 96.03
 Tax Levy Cancelled, Abated or Adjusted .64

EXPENDITURES		REVENUES-REALIZED		1988 PROPERTY TAX	
GENERAL GOVERNMENT				STATE EQUALIZED TAX RATE — .95	
Governing Body & Public Boards		1988 Property Taxes Collected	3,370,173.00	Local District School Taxes	2,041,500.00
Municipal Clerk		1988 Payments in Lieu of Taxes		Regional & Consolidated School Tax	719,202.96
Financial Administration	19,973.00	Delinquent Tax & Lien Collections	181,040.00	School Taxes in Municipal Budget	
Assessment of Taxes	13,103.00	Business Personalty Replacement Taxes	12,909.00	County Taxes	1,076,472.91
Collection of Taxes	30,500.00	Taxes from Public Utilities	234,566.00	County Library Taxes	61,130.33
Planning, Housing & Development	32,433.00	Other Miscellaneous Tax Revenues		Local Municipal Purpose Taxes	
Human Resources	2,000.00	State Aid Revenues	13,761.00	Veteran & Senior Citizen Taxes	20,750.00
Elections		Federal Aid Revenues		Total Taxes for Rate Computation	3,919,056.70
General Administration (other)	127,837.00	State and Local Fiscal Assistance Act Utilized	385.00	Special District Taxes	
JUDICIARY		Sale of Acquired Property		Bank Corp. Taxes	2,569.00
Municipal Courts	21,738.00	Other Miscellaneous Revenues		Added and Omitted Taxes	129,011.00
PUBLIC SAFETY		Total	4,535,687.00	Total Taxes Levied - ABSTRACT	4,029,386.70
Fire Protection	39,394.00	Prior Years Surplus Appropriated	469,076.00	Total Taxes Billed	4,029,386.70
Police Protection	31,850.00	REVENUES TOTAL	5,054,763.00	1988 TAXES COLLECTED	3,370,173.00
Civil Defense & Disaster Control	2,544.00	Reserve For Uncollected Taxes	335,000.00	1988 Taxes Cancelled, Abated or Adjusted	25,740.00
Environmental Inspection & Control	27,650.00	CAPITAL OUTLAY TOTAL	119,995.00	Transfer to Tax Title Liens or Foreclosed	13,157.00
Other Public Safety				Balance Outstanding Dec. 31, 1988	119,163.00
PUBLIC WORKS				PRIOR YEARS TAXES OUTSTANDING	
Streets and Drainage	166,835.00	Public Enterprises		Balance January 1, 1988	181,374.00
Sewers and Sewage Processing		Recreation—Culture		Collected in 1988	169,566.00
Garbage and Trash Disposal	5,000.00	Public Works		Cancelled, Abated or Adjusted 1988	4,926.00
Public Buildings and Grounds	29,000.00	Buildings and Grounds	119,995.00	Transfers to Tax Title Liens or Foreclosed	348.00
Other Public Works		Library and Education		Balance December 31, 1988	6,534.00
HEALTH and WELFARE		Conservation		TAX TITLE LIENS OUTSTANDING	
Health Services Except Environmental	524.00	All Other		Balance January 1, 1988	74,095.00
Welfare-Public Assistance	3,316.00	CAPITAL DEBT AUTHORIZED, DECEMBER 31, 1988		Transfer From Taxes	13,560.00
Hospitals, Clinics, First Aid		ISSUED AND UNISSUED		Redeemed in 1988	11,474.00
Animal, Insect, & Rodent Control	5,750.00	School	7,852,363	Cancelled, Abated or Adjusted (1988)	1,110.00
Other Welfare Services		Self-liquidating		Transfers to Foreclosed Property	
RECREATION and CONSERVATION		Other	134,000	Balance December 31, 1988	75,071.00
Beaches and Boardwalks		Total	8,036,868	PROPERTY ACQUIRED BY DEED OR FORECLOSURE	
Parks, Playgrounds, Shade Trees	15,000.00	ISSUED AND OUTSTANDING		Balance January 1, 1988	3,925.00
Land Reclamation & Conservation	5,000.00	School	742,115.66	Transfers From Taxes or Liens	
Other Recreational Services	250.00	Self-Liquidating		Sale for Cash (1988)	
EDUCATION (excluding schools)		Other	134,000.00	Cancelled, Abated or Adjusted (1988)	
Libraries		Total	926,115.66	Balance December 31, 1988	3,925.00
Other Educational Services		EQUALIZED VALUATION BASIS		CURRENT FINANCES DECEMBER 31, 1988	
STATUTORY EXPENDITURES		FOR NET DEBT COMPUTATION	170,624,996	ASSETS	
Pensions & F. I. C. A.	23,000.00	REAL PROPERTY VALUATIONS		Cash Dec. 31, 1988	2,403,545.00
Employee Fringe Benefits		Code Class # of Parcels % VAL'N		Taxes Receivable	125,697.00
Other Statutory Expenditures	500.00	1 Vacant Land 531 6.40		Tax Title Liens	75,071.00
CETA And Other Public Employment Programs		2 Residential 1411 37.11		Foreclosed Property	3,925.00
MUNICIPAL FUNCTIONS TOTAL	603,872.00	3 Farm 217 3.30		Emergencies & Other Deferred Charges	60,000.00
CAPITAL IMPROVEMENTS *MEMO*	40,000.00	4a Commercial 45 2.76		State and Federal Aid Receivable	4,379.00
DEBT SERVICE		4b Industrial 6 .44		Other Receivables	20,416.00
Principal Payments	40,000.00	4c Apartments		Total	2,698,533.00
Interest Payments		Total 2210		LIABILITIES, RESERVES, AND SURPLUS	
DEFERRED CHARGES	15,000.00	Land Area 46.61 Sq. Miles		Cash Liabilities	1,499,215.00
SCHOOL, COUNTY, SPECIAL DISTRICT TAXES	3,893,306.70	Net Valuation Taxable-Municipal	153,694,146	Reserves for Receivables	225,109.00
RESERVE FOR UNCOLLECTED TAXES	335,000.00	Net Valuation Taxable-County	182,694,741	Surplus Dec. 31, 1988	974,209.00
EXPENDITURES TOTAL	4,892,178.70	State Equalized Valuation	214,905,239	Total	2,698,533.00
		State Equalization Ratio	71.23		

0611

Population 1980 604
 Population 1988 583
 S & P Rating
 Moody Rating

General Tax Rate Per \$100.

3.26

State Equalized Tax Rate

3.50

SHILOH BOROUGH - CUMBERLAND CO.**Form of Government:****Borough Council****Number of Members on Governing Body - 6****PER CAPITA:**

Gross Debt 285.52

Net Debt

Debt Service .90

Total Tax Levy 588.41

Municipal Expenditures 209.21

PER CENT:

Gross Debt 1.82

Net Debt

Tax Levy Collected 87.89

Tax Levy Cancelled, Abated

or Adjusted .06

EXPENDITURES		REVENUES-REALIZED		1988 PROPERTY TAX	
GENERAL GOVERNMENT				STATE EQUALIZED TAX RATE	
Governing Body & Public Boards		1988 Property Taxes Collected	302,597.66	Local District School Taxes	1.18
Municipal Clerk		1988 Payments in Lieu of Taxes		Regional & Consolidated School Tax	.50
Financial Administration	3,575.00	Delinquent Tax & Lien Collections	35,040.37	School Taxes in Municipal Budget	
Assessment of Taxes	1,300.00	Business Personalty Replacement Taxes	4,597.85	County Taxes	1.19 *
Collection of Taxes	2,000.00	Taxes from Public Utilities	17,365.00	County Library Taxes	
Planning, Housing & Development		Other Miscellaneous Tax Revenues		Local Municipal Purpose Taxes	.63
Human Resources		State Aid Revenues	4,344.34	Veteran & Senior Citizen Taxes	
Elections		Federal Aid Revenues		Total Taxes for Rate Computation	3.50
General Administration (other)	27,750.00	State and Local Fiscal Assistance Act Utilized		Special District Taxes	
JUDICIARY		Sale of Acquired Property		Bank Corp. Taxes	
Municipal Courts	300.00	Other Miscellaneous Revenues	12,417.63	Added and Omitted Taxes	
PUBLIC SAFETY		Total	376,362.85	Total Taxes Levied - ABSTRACT	343,042.94
Fire Protection	5,009.69	Prior Years Surplus Appropriated		Total Taxes Billed	344,300.17
Police Protection		REVENUES TOTAL	376,362.85	1988 TAXES COLLECTED	302,597.66
Civil Defense & Disaster Control		Reserve For Uncollected Taxes	39,730.32	1988 Taxes Cancelled, Abated or Adjusted	208.64
Environmental Inspection & Control	676.83	CAPITAL OUTLAY TOTAL	485.58	Transfer to Tax Title Liens or Foreclosed	
Other Public Safety		Public Enterprises		Balance Outstanding Dec. 31, 1988	41,493.87
PUBLIC WORKS		Recreation—Culture		PRIOR YEARS TAXES OUTSTANDING	
Streets and Drainage	6,250.00	Public Works		Balance January 1, 1988	34,946.76
Sewers and Sewage Processing		Buildings and Grounds	485.58	Collected in 1988	34,807.92
Garbage and Trash Disposal	24,500.00	Library and Education		Cancelled, Abated or Adjusted 1988	
Public Buildings and Grounds		Conservation		Transfers to Tax Title Liens or Foreclosed	138.84
Other Public Works		All Other		Balance December 31, 1988	
HEALTH and WELFARE		CAPITAL DEBT AUTHORIZED, DECEMBER 31, 1988		TAX TITLE LIENS OUTSTANDING	
Health Services Except Environmental	200.00	ISSUED AND UNISSUED		Balance January 1, 1988	
Welfare-Public Assistance		SCHOOL	166,456	Transfer From Taxes	232.45
Hospitals, Clinics, First Aid		Self-liquidating		Redeemed in 1988	232.45
Animal, Insect, & Rodent Control	250.00	Other		Cancelled, Abated or Adjusted (1988)	
Other Welfare Services		Total	166,456	Transfers to Foreclosed Property	
RECREATION and CONSERVATION		ISSUED AND OUTSTANDING		Balance December 31, 1988	
Beaches and Boardwalks		School	89,981.97	PROPERTY ACQUIRED BY DEED OR	
Parks, Playgrounds, Shade Trees		Self-Liquidating		FORECLOSURE	
Land Reclamation & Conservation		Other		Balance January 1, 1988	
Other Recreational Services		Total	89,981.97	Transfers From Taxes or Liens	
EDUCATION (excluding schools)		EQUALIZED VALUATION BASIS		Sale for Cash (1988)	
Libraries		FOR NET DEBT COMPUTATION	9,149,287	Cancelled, Abated or Adjusted (1988)	
Other Educational Services		REAL PROPERTY VALUATIONS		Balance December 31, 1988	
STATUTORY EXPENDITURES		Code Class # of Parcels % VAL'N		CURRENT FINANCES DECEMBER 31, 1988	
Pensions & F. I. C. A.	350.00	1 Vacant Land 13 1.15	118,825.00	ASSETS	
Employee Fringe Benefits		2 Residential 164 78.75	8,153,800.00	Cash Dec. 31, 1988	77,844.93
Other Statutory Expenditures	35.00	3 Farm 30 12.94	1,339,405.00	Taxes Receivable	41,493.87
CETA And Other Public Employment Programs		4a Commercial 16 7.04	729,100.00	Tax Title Liens	
MUNICIPAL FUNCTIONS TOTAL	72,746.52	4b Industrial		Foreclosed Property	
CAPITAL IMPROVEMENTS *MEMO*		4c Apartments 1 .12	12,900.00	Emergencies & Other Deferred Charges	3,920.00
DEBT SERVICE		Total	10,354,030.00	State and Federal Aid Receivable	
Principal Payments		Land Area 1.18 Sq. Miles		Other Receivables	10.53
Interest Payments	522.00	Net Valuation Taxable-Municipal	10,553,686	Total	123,269.33
DEFERRED CHARGES		Net Valuation Taxable-County	9,916,493	LIABILITIES, RESERVES, AND SURPLUS	
SCHOOL, COUNTY, SPECIAL DISTRICT TAXES	8,958.04	State Equalized Valuation	9,841,178	Cash Liabilities	34,983.46
RESERVE FOR UNCOLLECTED TAXES	281,251.93	State Equalization Ratio	107.39	Reserves for Receivables	41,504.40
EXPENDITURES TOTAL	403,218.81			Surplus Dec. 31, 1988	46,781.47
				Total	123,269.33

1528
 Population 1980 1,427
 Population 1988 1,567
 S & P Rating AAA
 Moody Rating

General Tax Rate Per \$100. 1.93
 State Equalized Tax Rate 1.02

SHIP BOTTOM BOROUGH – OCEAN COUNTY

Form of Government:
 Borough Council
 Number of Members on Governing Body – 6

PER CAPITA:
 Gross Debt 1,256.93
 Net Debt 1,122.34
 Debt Service 79.93
 Total Tax Levy 2,336.13
 Municipal Expenditures 1,500.30
 PER CENT.
 Gross Debt .63
 Net Debt .61
 Tax Levy Collected 95.76
 Tax Levy Cancelled, Abated or Adjusted

EXPENDITURES		REVENUES-REALIZED		1988 PROPERTY TAX	
GENERAL GOVERNMENT				STATE EQUALIZED TAX RATE →	
Governing Body & Public Boards		1988 Property Taxes Collected	3,537,506.81	Local District School Taxes	
Municipal Clerk		1988 Payments in Lieu of Taxes		Regional & Consolidated School Tax	.31 1,084,461.66
Financial Administration	22,850.00	Delinquent Tax & Lien Collections	181,003.84	School Taxes in Municipal Budget	
Assessment of Taxes	93,800.00	Business Personalty Replacement Taxes	23,691.83	County Taxes	* .38 1,319,338.96
Collection of Taxes	32,500.00	Taxes from Public Utilities	231,045.00	County Library Taxes	.02 85,359.25
Planning, Housing & Development	45,325.00	Other Miscellaneous Tax Revenues		Local Municipal Purpose Taxes	.30 1,024,500.00
Human Resources	24,678.24	State Aid Revenues	17,068.99	Veteran & Senior Citizen Taxes	
Elections		Federal Aid Revenues		Total Taxes for Rate Computation	1.01 3,548,559.87
General Administration (other)	336,500.00	State and Local Fiscal Assistance Act Utilized	765.30	Special District Taxes	
JUDICIARY		Sale of Acquired Property		Bank Corp. Taxes	45,101.83
Municipal Courts	29,300.00	Other Miscellaneous Revenues	522,167.94	Added and Omitted Taxes	179,306.79
PUBLIC SAFETY		Total	4,513,249.71	Total Taxes Levied - ABSTRACT	3,739,068.49
Fire Protection	27,615.43	Prior Years Surplus Appropriated	559,000.00	Total Taxes Billed	3,693,766.66
Police Protection	421,917.82	REVENUES TOTAL	5,072,249.71	1988 TAXES COLLECTED	3,537,506.81
Civil Defense & Disaster Control	1,900.00	Reserve For Uncollected Taxes	253,167.70	1988 Taxes Cancelled, Abated or Adjusted	
Environmental Inspection & Control	3,500.00	CAPITAL OUTLAY TOTAL	161,139.76	Transfer to Tax Title Liens or Foreclosed Balance Outstanding Dec. 31, 1988	156,459.85
Other Public Safety				PRIOR YEARS TAXES OUTSTANDING	
PUBLIC WORKS		Public Enterprises		Balance January 1, 1988	191,717.20
Streets and Drainage	184,902.30	Recreation—Culture		Collected in 1988	181,003.84
Sewers and Sewage Processing		Public Works	45,314.94	Cancelled, Abated or Adjusted 1988	
Garbage and Trash Disposal	226,500.00	Buildings and Grounds	115,824.82	Transfers to Tax Title Liens or Foreclosed Balance December 31, 1988	10,713.36
Public Buildings and Grounds	40,750.00	Library and Education		TAX TITLE LIENS OUTSTANDING	
Other Public Works		Conservation		Balance January 1, 1988	
HEALTH and WELFARE		All Other		Transfer From Taxes	
Health Services Except Environmental	3,150.00	CAPITAL DEBT AUTHORIZED, DECEMBER 31, 1988		Redeemed in 1988	
Welfare-Public Assistance	2,300.00	ISSUED AND UNISSUED		Cancelled, Abated or Adjusted (1988)	
Hospitals, Clinics, First Aid	2,940.00	School	210,976	Transfers to Foreclosed Property	
Animal, Insect, & Rodent Control	4,500.00	Self-liquidating	1,758,710	Balance December 31, 1988	
Other Welfare Services		Other		PROPERTY ACQUIRED BY DEED OR FORECLOSURE	
RECREATION and CONSERVATION		Total	1,969,636	Balance January 1, 1988	20,010.00
Beaches and Boardwalks	171,500.00	ISSUED AND OUTSTANDING		Transfers From Taxes or Liens	
Parks, Playgrounds, Shade Trees		School	210,976.02	Sale for Cash (1988)	
Land Reclamation & Conservation		Self-Liquidating		Cancelled, Abated or Adjusted (1988)	
Other Recreational Services	12,275.00	Other	860,250.00	Balance December 31, 1988	20,010.00
EDUCATION (excluding schools)		Total	1,071,226.02	CURRENT FINANCES DECEMBER 31, 1988	
Libraries	500.00	EQUALIZED VALUATION BASIS		ASSETS	
Other Educational Services	300.00	FOR NET DEBT COMPUTATION	290,094,472	Cash Dec. 31, 1988	1,539,444.32
STATUTORY EXPENDITURES		REAL PROPERTY VALUATIONS		Taxes Receivable	167,173.21
Pensions & F. I. C. A.	97,696.00	Code Class # of Parcels % VAL'N		Tax Title Liens	
Employee Fringe Benefits	109,000.00	1 Vacant Land 187 4.12	7,491,400.00	Foreclosed Property	20,010.00
Other Statutory Expenditures	9,690.00	2 Residential 1590 79.79	145,155,250.00	Emergencies & Other Deferred Charges	124,350.00
CETA And Other Public Employment Programs		3 Farm		State and Federal Aid Receivable	1,937.37
MUNICIPAL FUNCTIONS TOTAL	1,910,889.84	4a Commercial 143 14.59	26,544,094.00	Other Receivables	78,220.20
CAPITAL IMPROVEMENTS *MEMO*	8,500.00	4b Industrial		Total	1,931,135.10
DEBT SERVICE		4c Apartments 11 1.51	2,739,500.00	LIABILITIES, RESERVES, AND SURPLUS	
Principal Payments	77,750.00	Total 1931	181,940,244.00	Cash Liabilities	828,475.46
Interest Payments	47,493.00	Land Area .71 Sq. Miles		Reserves for Receivables	265,403.41
DEFERRED CHARGES	62,450.00	Net Valuation Taxable-Municipal	182,280,729	Surplus Dec. 31, 1988	837,256.23
SCHOOL, COUNTY, SPECIAL DISTRICT TAXES	2,489,659.87	Net Valuation Taxable-County	308,285,205	Total	1,931,135.10
RESERVE FOR UNCOLLECTED TAXES	253,167.70	State Equalized Valuation	344,272,893		
EXPENDITURES TOTAL	4,841,410.41	State Equalization Ratio	52.90		

1345

Population 1980 2,962
 Population 1988 3,093
 S & P Rating
 Maady Rating A

General Tax Rate Per \$100.

3.61

State Equalized Tax Rate

1.59

SHREWSBURY BORO. — MONMOUTH CO.**Form of Government:****Borough Council****Number of Members on Governing Body — 6****PER CAPITA:**

Grass Debt 1,558.55
 Net Debt 1,097.40
 Debt Service 154.61
 Total Tax Levy 1,989.59
 Municipal Expenditures 895.61

PER CENT:

Grass Debt 1.78
 Net Debt 1.26
 Tax Levy Collected 98.58
 Tax Levy Cancelled, Abated or Adjusted

EXPENDITURES		REVENUES-REALIZED		1988 PROPERTY TAX	
GENERAL GOVERNMENT				STATE EQUALIZED TAX RATE	
Governing Body & Public Boards		1988 Property Taxes Collected	5,978,881.31	Local District School Taxes	.54
Municipal Clerk		1988 Payments in Lieu of Taxes		Regional & Consolidated School Tax	.33
Financial Administration	11,095.00	Delinquent Tax & Lien Collections	64,422.63	School Taxes in Municipal Budget	
Assessment of Taxes	49,373.00	Business Personalty Replacement Taxes	38,329.76	County Taxes	.32
Collection of Taxes	54,591.00	Taxes from Public Utilities	260,096.00	County Library Taxes	.01
Planning, Housing & Development	35,259.00	Other Miscellaneous Tax Revenues		Local Municipal Purpose Taxes	.39
Human Resources	33,005.34	State Aid Revenues	44,839.76	Veteran & Senior Citizen Taxes	
Elections		Federal Aid Revenues		Total Taxes for Rate Computation	1.59
General Administration (other)	296,825.00	State and Local Fiscal Assistance Act Utilized		Special District Taxes	
JUDICIARY		Sale of Acquired Property		Bank Corp Taxes	98,664.33
Municipal Courts	47,239.00	Other Miscellaneous Revenues	460,669.89	Added and Omitted Taxes	174,515.50
PUBLIC SAFETY		Total	6,897,239.40	Total Taxes Levied - ABSTRACT	6,163,747.59
Fire Protection	63,730.72	Prior Years Surplus Appropriated	630,000.00	Total Taxes Billed	6,065,083.26
Police Protection	598,759.99	REVENUES TOTAL	7,577,239.40	1988 TAXES COLLECTED	5,978,881.31
Civil Defense & Disaster Control	19,800.00	Reserve For Uncollected Taxes	151,358.07	1988 Taxes Cancelled, Abated or Adjusted	
Environmental Inspection & Control	20,797.00	CAPITAL OUTLAY	TOTAL	Transfer to Tax Title Liens or Foreclosed	
Other Public Safety			323,203.64	Balance Outstanding Dec. 31, 1988	86,201.95
PUBLIC WORKS		Public Enterprises		PRIOR YEARS TAXES OUTSTANDING	
Streets and Drainage	279,891.00	Recreation—Culture	10,784.29	Balance January 1, 1988	67,974.33
Sewers and Sewage Processing		Public Works	162,119.57	Collected in 1988	64,422.68
Garbage and Trash Disposal	250,750.00	Buildings and Grounds	150,299.78	Cancelled, Abated or Adjusted 1988	
Public Buildings and Grounds	14,500.00	Library and Education		Transfers to Tax Title Liens or Foreclosed	
Other Public Works	16,519.00	Conservation		Balance December 31, 1988	3,551.65
HEALTH and WELFARE		All Other		TAX TITLE LIENS OUTSTANDING	
Health Services Except Environmental	18,120.00	CAPITAL DEBT AUTHORIZED, DECEMBER 31, 1988		Balance January 1, 1988	303.37
Welfare-Public Assistance	1,508.00	ISSUED AND UNISSUED	GROSS DEBT	Transfer From Taxes	
Hospitals, Clinics, First Aid		School	1,428,637	Redeemed in 1988	
Animal, Insect, & Rodent Control		Self-liquidating		Cancelled, Abated or Adjusted (1988)	
Other Welfare Services		Other	3,399,735	Transfers to Foreclosed Property	
RECREATION and CONSERVATION		Total	4,828,372	Balance December 31, 1988	303.37
Beaches and Boardwalks		ISSUED AND OUTSTANDING		PROPERTY ACQUIRED BY DEED OR	
Parks, Playgrounds, Shade Trees	6,200.00	School	190,000.00	FORECLOSURE	
Land Reclamation & Conservation	32,925.00	Self-Liquidating		Balance January 1, 1988	
Other Recreational Services		Other	2,814,000.00	Transfers From Taxes or Liens	
EDUCATION (excluding schools)		Total	3,004,000.00	Sale for Cash (1988)	
Libraries		EQUALIZED VALUATION BASIS		Cancelled, Abated or Adjusted (1988)	
Other Educational Services		FOR NET DEBT COMPUTATION	270,880,678	Balance December 31, 1988	
STATUTORY EXPENDITURES		REAL PROPERTY VALUATIONS		CURRENT FINANCES DECEMBER 31, 1988	
Pensions & F. I. C. A.	137,963.13	Code Class # of Parcels % VAL'N	ASSESSED VALUATION	ASSETS	
Employee Fringe Benefits	138,700.00	1 Vacant Land 161 5.84	9,419,000.00	Cash Dec. 31, 1988	3,178,039.22
Other Statutory Expenditures		2 Residential 1018 58.09	93,751,000.00	Taxes Receivable	89,753.60
CETA And Other Public Employment Programs		3 Farm		Tax Title Liens	303.37
MUNICIPAL FUNCTIONS		4a Commercial 161 36.07	58,217,200.00	Foreclosed Property	
TOTAL	2,129,052.73	4b Industrial		Emergencies & Other Deferred Charges	70,500.00
CAPITAL IMPROVEMENTS	*MEMO*	4c Apartments		State and Federal Aid Receivable	5,017.22
DEBT SERVICE		Total	1340	Other Receivables	
Principal Payments	290,000.00	Land Area 2.30 Sq. Miles		Total	3,343,613.41
Interest Payments	138,982.50	Net Valuation Taxable-Municipal	163,202,823	LIABILITIES, RESERVES, AND SURPLUS	
DEFERRED CHARGES	15,136.25	Net Valuation Taxable-County	281,186,992	Cash Liabilities	2,149,993.29
SCHOOL, COUNTY, SPECIAL DISTRICT TAXES	4,431,969.76	State Equalized Valuation	367,110,326	Reserves for Receivables	90,056.97
RESERVE FOR UNCOLLECTED TAXES	151,358.07	State Equalization Ratio	44.18	Surplus Dec. 31, 1988	1,103,563.15
EXPENDITURES	TOTAL			Total	3,343,613.41
	7,206,559.31				

1346
Population 1980 995
Population 1988 1,148
S & P Rating
Moody Rating

General Tax Rate Per \$100.

4.13

State Equalized Tax Rate

2.31

SHREWSBURY TWP. — MONMOUTH CO.

Form of Government:

Township Committee

Number of Members on Governing Body — 3

PER CAPITA:

Gross Debt 201.53

Net Debt 201.53

Debt Service 10.99

Total Tax Levy 647.22

Municipal Expenditures 393.36

PER CENT:

Gross Debt .94

Net Debt .94

Tax Levy Collected 99.26

Tax Levy Cancelled, Abated

or Adjusted

EXPENDITURES		REVENUES-REALIZED		1988 PROPERTY TAX	
GENERAL GOVERNMENT				STATE EQUALIZED TAX RATE →	
Governing Body & Public Boards		1988 Property Taxes Collected	736,792.93	Local District School Taxes	
Municipal Clerk	12,500.00	1988 Payments in Lieu of Taxes		Regional & Consolidated School Tax 1.01	325,692.20
Financial Administration	4,000.00	Delinquent Tax & Lien Collections		School Taxes in Municipal Budget	
Assessment of Taxes	3,750.00	Business Personalty Replacement Taxes	749.00	County Taxes .35	112,923.64
Collection of Taxes		Taxes from Public Utilities	31,952.00	County Library Taxes .01	4,290.34
Planning, Housing & Development		Other Miscellaneous Tax Revenues		Local Municipal Purpose Taxes .93	279,362.00
Human Resources	1,900.00	State Aid Revenues	31,713.42	Veteran & Senior Citizen Taxes	
Elections	147,863.00	Federal Aid Revenues		Total Taxes for Rate Computation 2.30	742,268.63
General Administration (other)		State and Local Fiscal Assistance Act Utilized	298.00	Special District Taxes	
JUDICIARY		Sale of Acquired Property		Bank Corp. Taxes	734.41
Municipal Courts	7,500.00	Other Miscellaneous Revenues	34,358.97	Added and Omitted Taxes	
PUBLIC SAFETY		Total	335,864.32	Total Taxes Levied - ABSTRACT	743,003.09
Fire Protection	5,600.00	Prior Years Surplus Appropriated	31,191.93	Total Taxes Billed	742,268.09
Police Protection	3,200.00	REVENUES TOTAL	917,056.25	1988 TAXES COLLECTED	736,792.93
Civil Defense & Disaster Control	1,000.00	Reserve For Uncollected Taxes	590.00	1988 Taxes Cancelled, Abated or Adjusted	
Environmental Inspection & Control	6,000.00	CAPITAL OUTLAY TOTAL	90,416.52	Transfer to Tax Title Liens or Foreclosed	
Other Public Safety		Public Enterprises		Balance Outstanding Dec. 31, 1988	5,475.75
PUBLIC WORKS		Recreation—Culture	41,526.50	PRIOR YEARS TAXES OUTSTANDING	
Streets and Drainage	49,796.91	Public Works	48,890.02	Balance January 1, 1988	2,996.11
Sewers and Sewage Processing	60,637.00	Buildings and Grounds	30,000.00	Collected in 1988	2,996.11
Garbage and Trash Disposal	50,000.00	Library and Education		Cancelled, Abated or Adjusted 1988	
Public Buildings and Grounds	25,696.91	Conservation		Transfers to Tax Title Liens or Foreclosed	
Other Public Works		All Other		Balance December 31, 1988	
HEALTH and WELFARE		CAPITAL DEBT AUTHORIZED, DECEMBER 31, 1988		TAX TITLE LIENS OUTSTANDING	
Health Services Except Environmental	3,127.00	ISSUED AND UNISSUED		Balance January 1, 1988	
Welfare-Public Assistance		School		Transfer From Taxes	
Hospitals, Clinics, First Aid		Self-liquidating		Redeemed in 1988	
Animal, Insect, & Rodent Control		Other	231,361	Cancelled, Abated or Adjusted (1988)	
Other Welfare Services		Total	231,361	Transfers to Foreclosed Property	
RECREATION and CONSERVATION		ISSUED AND OUTSTANDING		Balance December 31, 1988	
Beaches and Boardwalks	6,000.00	School		PROPERTY ACQUIRED BY DEED OR	
Parks, Playgrounds, Shade Trees	26,000.00	Self-Liquidating		FORECLOSURE	
Land Reclamation & Conservation	2,300.00	Other	65,950.00	Balance January 1, 1988	
Other Recreational Services		Total	65,950.00	Transfers From Taxes or Liens	
EDUCATION (excluding schools)		EQUALIZED VALUATION BASIS		Sale for Cash (1988)	
Libraries		FOR NET DEBT COMPUTATION	24,577.973	Cancelled, Abated or Adjusted (1988)	
Other Educational Services		REAL PROPERTY VALUATIONS		Balance December 31, 1988	
STATUTORY EXPENDITURES		Code Class # of Parcels % VAL'N		CURRENT FINANCES DECEMBER 31, 1988	
Pensions & F. I. C. A.	11,200.00	1 Vacant Land		ASSETS	
Employee Fringe Benefits	300.00	2 Residential 122 39.80	7,139,000.00	Cash Dec. 31, 1988	343,972.97
Other Statutory Expenditures		3 Farm		Taxes Receivable	5,475.75
CETA And Other Public Employment Programs	433,920.82	4a Commercial		Tax Title Liens	
MUNICIPAL FUNCTIONS TOTAL		4b Industrial		Foreclosed Property	
CAPITAL IMPROVEMENTS *MEMO*		4c Apartments 2 60.20	10,797,000.00	Emergencies & Other Deferred Charges	15,945.40
DEBT SERVICE		Total 124	17,936,000.00	State and Federal Aid Receivable	1,260.00
Principal Payments	3,000.00	Land Area .09 Sq. Miles		Other Receivables	19,935.35
Interest Payments	4,613.00	Net Valuation Taxable-Municipal	17,990,524	Total	336,589.47
DEFERRED CHARGES	5,031.93	Net Valuation Taxable-County	27,003,390	LIABILITIES, RESERVES, AND SURPLUS	
SCHOOL, COUNTY, SPECIAL DISTRICT TAXES	442,906.68	State Equalized Valuation	32,151,875	Cash Liabilities	132,102.40
RESERVE FOR UNCOLLECTED TAXES	590.00	State Equalization Ratio	55.33	Reserves for Receivables	25,411.10
EXPENDITURES TOTAL	395,062.43			Surplus Dec. 31, 1988	229,075.97
				Total	386,589.47

0431

Population 1980 5,900
 Population 1988 5,835
 S & P Rating
 Moody Rating BAA1

General Tax Rate Per \$100.

State Equalized Tax Rate

3.21

2.75

SOMERDALE BOROUGH - CAMDEN CO.**Form of Government:****Borough Council****Number of Members on Governing Body - 6****PER CAPITA:**

Gross Debt 669.29
 Net Debt 424.85
 Debt Service 72.40
 Total Tax Levy 682.95
 Municipal Expenditures 348.80

PER CENT:

Gross Debt 3.26
 Net Debt 2.07
 Tax Levy Collected 96.09
 Tax Levy Cancelled, Abated or Adjusted

EXPENDITURES		REVENUES-REALIZED		1988 PROPERTY TAX	
GENERAL GOVERNMENT		STATE EQUALIZED TAX RATE		Local District School Taxes	
Governing Body & Public Boards		1988 Property Taxes Collected	3,328,493.14	.62	841,101.00
Municipal Clerk		1988 Payments in Lieu of Taxes		.51	699,409.78
Financial Administration	28,136.36	Delinquent Tax & Lien Collections	144,911.98		
Assessment of Taxes	10,950.00	Business Personality Replacement Taxes	40,415.31	.94	1,283,526.00
Collection of Taxes	21,407.60	Taxes from Public Utilities	344,497.00	.02	33,736.00
Planning, Housing & Development	5,327.50	Other Miscellaneous Tax Revenues		.65	890,000.00
Human Resources		State Aid Revenues	106,721.11		80,150.00
Elections	3,700.00	Federal Aid Revenues		2.74	3,827,922.78
General Administration (other)	173,840.00	State and Local Fiscal Assistance Act Utilized			
JUDICIARY		Sale of Acquired Property			
Municipal Courts	46,812.82	Other Miscellaneous Revenues	275,023.64		
PUBLIC SAFETY		Total	4,740,062.18		
Fire Protection	56,569.21	Prior Years Surplus Appropriated	310,000.00		
Police Protection	339,343.10	REVENUES TOTAL	5,050,062.18		
Civil Defense & Disaster Control	25.00	Reserve For Uncollected Taxes	180,000.00		
Environmental Inspection & Control	50,235.80	CAPITAL OUTLAY TOTAL	821,222.78		
Other Public Safety		Public Enterprises			
PUBLIC WORKS		Recreation—Culture			
Streets and Drainage	86,131.60	Public Works			
Sewers and Sewage Processing		Buildings and Grounds	821,222.78		
Garbage and Trash Disposal	397,140.00	Library and Education			
Public Buildings and Grounds	36,250.00	Conservation			
Other Public Works		All Other			
HEALTH and WELFARE		CAPITAL DEBT AUTHORIZED, DECEMBER 31, 1988			
Health Services Except Environmental	2,945.00	ISSUED AND UNISSUED			
Welfare-Public Assistance	17,550.00	GROSS DEBT			
Hospitals, Clinics, First Aid		School	1,426,297		
Animal, Insect, & Rodent Control	1,960.00	Self-liquidating	145,000		
Other Welfare Services		Other	2,334,000		
RECREATION and CONSERVATION		Total	3,905,297		
Beaches and Boardwalks		ISSUED AND OUTSTANDING			
Parks, Playgrounds, Shade Trees	500.00	School	531,297.36		
Land Reclamation & Conservation		Self-Liquidating	145,000.00		
Other Recreational Services	11,970.04	Other	2,334,000.00		
EDUCATION (excluding schools)		Total	3,010,297.36		
Libraries	4,400.00	EQUALIZED VALUATION BASIS			
Other Educational Services		FOR NET DEBT COMPUTATION	119,842,920		
STATUTORY EXPENDITURES		REAL PROPERTY VALUATIONS			
Pensions & F. I. C. A.	56,935.42	Code Class # of Parcels % VAL'N			
Employee Fringe Benefits	64,965.00	1 Vacant Land 181 4.07	4,721,900.00		
Other Statutory Expenditures	945.55	2 Residential 1570 72.40	33,967,550.00		
CETA And Other Public Employment Programs		3 Farm			
MUNICIPAL FUNCTIONS TOTAL	1,418,120.00	4a Commercial 115 13.40	15,537,900.00		
CAPITAL IMPROVEMENTS *MEMO*	4,000.00	4b Industrial 40 5.86	6,791,300.00		
DEBT SERVICE		4c Apartments 7 4.27	4,957,900.00		
Principal Payments	195,000.00	Total 1913	115,976,550.00		
Interest Payments	227,473.43	Land Area 1.36 Sq. Miles			
DEFERRED CHARGES	14,600.00	Net Valuation Taxable-Municipal	116,778,308		
SCHOOL, COUNTY, SPECIAL DISTRICT TAXES	2,857,772.73	Net Valuation Taxable-County	124,486,093		
RESERVE FOR UNCOLLECTED TAXES	180,000.00	State Equalized Valuation	136,272,556		
EXPENDITURES TOTAL	4,893,041.21	State Equalization Ratio	85.61		

1988 PROPERTY TAX	
STATE EQUALIZED TAX RATE	
Local District School Taxes	.62
Regional & Consolidated School Tax	.51
School Taxes in Municipal Budget	
County Taxes	.94
County Library Taxes	.02
Local Municipal Purpose Taxes	.65
Veteran & Senior Citizen Taxes	
Total Taxes for Rate Computation	2.74
Special District Taxes	
Bank Corp. Taxes	715.11
Added and Omitted Taxes	236,552.56
Total Taxes Levied - ABSTRACT	3,985,040.45
Total Taxes Billed	3,984,325.34
1988 TAXES COLLECTED	3,828,493.14
1988 Taxes Cancelled, Abated or Adjusted	
Transfer to Tax Title Liens or Foreclosed	
Balance Outstanding Dec. 31, 1988	155,832.20
PRIOR YEARS TAXES OUTSTANDING	
Balance January 1, 1988	150,949.88
Collected in 1988	134,930.93
Cancelled, Abated or Adjusted 1988	
Transfers to Tax Title Liens or Foreclosed	
Balance December 31, 1988	16,018.95
TAX TITLE LIENS OUTSTANDING	
Balance January 1, 1988	60,032.55
Transfer From Taxes	
Redeemed in 1988	9,981.05
Cancelled, Abated or Adjusted (1988)	
Transfers to Foreclosed Property	
Balance December 31, 1988	50,051.50
PROPERTY ACQUIRED BY DEED OR FORECLOSURE	
Balance January 1, 1988	20,850.00
Transfers From Taxes or Liens	
Sale for Cash (1988)	
Cancelled, Abated or Adjusted (1988)	
Balance December 31, 1988	20,850.00
CURRENT FINANCES DECEMBER 31, 1988	
ASSETS	
Cash Dec. 31, 1988	668,022.08
Taxes Receivable	171,851.15
Tax Title Liens	50,051.50
Foreclosed Property	20,850.00
Emergencies & Other Deferred Charges	178,660.00
State and Federal Aid Receivable	
Other Receivables	62,497.90
Total	1,151,932.63
LIABILITIES, RESERVES, AND SURPLUS	
Cash Liabilities	340,895.92
Reserves for Receivables	305,250.55
Surplus Dec. 31, 1988	505,786.16
Total	1,151,932.63

0121

Population 1980 10,330

Population 1988 10,565

S & P Rating

Moody Rating BAA1

General Tax Rate Per \$100.

2.06

State Equalized Tax Rate

1.86

SOMERS POINT CITY - ATLANTIC COUNTY

Form of Government:

City Charter Act (P.L. 1897 c. 30)

Number of Members on Governing Body - 7

PER CAPITA:

Gross Debt 230.05

Net Debt 217.84

Debt Service 25.95

Total Tax Levy 942.85

Municipal Expenditures 414.15

PER CENT:

Gross Debt .56

Net Debt .53

Tax Levy Collected 93.08

Tax Levy Cancelled, Abated

or Adjusted 1.91

EXPENDITURES		REVENUES-REALIZED		1988 PROPERTY TAX	
GENERAL GOVERNMENT				STATE EQUALIZED TAX RATE	
Governing Body & Public Boards		1988 Property Taxes Collected	9,231,261.82	Local District School Taxes .56	2,922,235.01
Municipal Clerk		1988 Payments in Lieu of Taxes		Regional & Consolidated School Tax .37	1,922,992.64
Financial Administration	61,533.93	Delinquent Tax & Lien Collections	327,236.83	School Taxes in Municipal Budget	13,442.55
Assessment of Taxes	18,234.49	Business Personalty Replacement Taxes	32,193.69	County Taxes .41 *	2,127,394.84
Collection of Taxes	74,453.00	Taxes from Public Utilities	576,150.00	County Library Taxes .03	146,623.95
Planning, Housing & Development	1,720.00	Other Miscellaneous Tax Revenues		Local Municipal Purpose Taxes .49	2,548,163.48
Human Resources	75,862.76	State Aid Revenues	143,873.08	Veteran & Senior Citizen Taxes	121,400.00
Elections	5,975.40	Federal Aid Revenues		Total Taxes for Rate Computation 1.36	9,802,262.47
General Administration (other)	459,033.99	State and Local Fiscal Assistance Act Utilized	2,563.33	Special District Taxes	
JUDICIARY		Sale of Acquired Property		Bank Corp. Taxes	8,427.43
Municipal Courts	54,214.00	Other Miscellaneous Revenues	432,205.35	Added and Omitted Taxes	271,953.46
PUBLIC SAFETY		Total	10,895,489.10	Total Taxes Levied - ABSTRACT	9,961,243.36
Fire Protection	133,101.00	Prior Years Surplus Appropriated	233,500.00	Total Taxes Billed	9,971,052.96
Police Protection	1,040,993.94	REVENUES TOTAL	11,178,989.10	1988 TAXES COLLECTED	9,231,261.82
Civil Defense & Disaster Control	2,200.00	Reserve For Uncollected Taxes	552,313.39	1988 Taxes Cancelled, Abated or Adjusted	190,396.64
Environmental Inspection & Control	87,995.00	CAPITAL OUTLAY TOTAL	438,030.27	Transfer to Tax Title Liens or Foreclosed	6,561.27
Other Public Safety				Balance Outstanding Dec. 31, 1988	492,333.23
PUBLIC WORKS				PRIOR YEARS TAXES OUTSTANDING	
Streets and Drainage	328,842.00	Public Enterprises		Balance January 1, 1988	390,917.94
Sewers and Sewage Processing		Recreation—Culture	94,349.05	Collected in 1988	319,424.75
Garbage and Trash Disposal	479,247.00	Public Works	327,164.34	Cancelled, Abated or Adjusted 1988	16,252.07
Public Buildings and Grounds	39,630.00	Buildings and Grounds	66,516.83	Transfers to Tax Title Liens or Foreclosed	959.31
Other Public Works	34,200.00	Library and Education		Balance December 31, 1988	54,281.81
HEALTH and WELFARE		Conservation		TAX TITLE LIENS OUTSTANDING	
Health Services Except Environmental		All Other		Balance January 1, 1988	24,498.87
Welfare-Public Assistance	9,100.00	CAPITAL DEBT AUTHORIZED, DECEMBER 31, 1988		Transfer From Taxes	7,639.70
Hospitals, Clinics, First Aid		ISSUED AND UNISSUED GROSS DEBT NET DEBT		Redeemed in 1988	7,312.08
Animal, Insect, & Rodent Control	5,600.00	School 128,991		Cancelled, Abated or Adjusted (1988)	
Other Welfare Services		Self-liquidating		Transfers to Foreclosed Property	
RECREATION and CONSERVATION		Other 2,301,525	2,301,525	Balance December 31, 1988	24,326.49
Beaches and Boardwalks	5,988.00	Total 2,430,516	2,301,525	PROPERTY ACQUIRED BY DEED OR	
Parks, Playgrounds, Shade Trees	22,000.00			FORECLOSURE	
Land Reclamation & Conservation	20,225.00	ISSUED AND OUTSTANDING		Balance January 1, 1988	13,412.50
Other Recreational Services	1,500.00	School 128,991.28		Transfers From Taxes or Liens	
EDUCATION (excluding schools)		Self-Liquidating		Sale for Cash (1988)	
Libraries	43,800.00	Other 2,301,525.00	2,430,516.23	Cancelled, Abated or Adjusted (1988)	
Other Educational Services		Total		Balance December 31, 1988	13,412.50
STATUTORY EXPENDITURES		EQUALIZED VALUATION BASIS		CURRENT FINANCES DECEMBER 31, 1988	
Pensions & F. I. C. A.	260,860.00	FOR NET DEBT COMPUTATION	437,460,572	ASSETS	
Employee Fringe Benefits	151,500.00	REAL PROPERTY VALUATIONS		Cash Dec. 31, 1988	631,162.90
Other Statutory Expenditures		Code Class # of Parcels % VAL'N	ASSESSED VALUATION	Taxes Receivable	546,615.04
CETA And Other Public Employment Programs		1 Vacant Land 459 4.05	18,736,600.00	Tax Title Liens	24,326.49
MUNICIPAL FUNCTIONS TOTAL	3,422,829.51	2 Residential 3612 65.82	304,234,900.00	Foreclosed Property	13,412.50
CAPITAL IMPROVEMENTS *MEMO*	24,620.00	3 Farm		Emergencies & Other Deferred Charges	88,000.00
DEBT SERVICE		4a Commercial 218 21.32	98,533,100.00	State and Federal Aid Receivable	24,695.86
Principal Payments	182,000.00	4b Industrial		Other Receivables	18,709.51
Interest Payments	92,121.93	4c Apartments 29 8.81	40,740,400.00	Total	1,346,922.30
TYPE I SCHL DEBT *MEMO	49,063.00	Total 4318	462,245,000.00	LIABILITIES, RESERVES, AND SURPLUS	
DEFERRED CHARGES	126,271.06	Land Area 4.08 Sq. Miles		Cash Liabilities	407,789.86
SCHOOL, COUNTY, SPECIAL DISTRICT TAXES	7,132,693.99	Net Valuation Taxable-Municipal	469,517,995	Reserves for Receivables	603,063.54
RESERVE FOR UNCOLLECTED TAXES	552,313.39	Net Valuation Taxable-County	453,516,060	Surplus Dec. 31, 1988	336,068.90
EXPENDITURES TOTAL	11,508,229.88	State Equalized Valuation	520,251,577	Total	1,346,922.30
		State Equalization Ratio	90.11		

Population 1980 11,973
 Population 1988 11,269
 S & P Rating
 Moody Rating A1

General Tax Rate Per \$100.

2.89

State Equalized Tax Rate

2.15

SOMERVILLE BOROUGH — SOMERSET CO.**Form of Government:****Borough Council****Number of Members on Governing Body — 6****PER CAPITA:**

Gross Debt 909.03
 Net Debt 497.36
 Debt Service 51.72
 Total Tax Levy 1,209.32
 Municipal Expenditures 662.92

PER CENT:

Gross Debt 1.95
 Net Debt 1.07
 Tax Levy Collected 95.94
 Tax Levy Cancelled, Abated or Adjusted .01

EXPENDITURES		REVENUES-REALIZED		1988 PROPERTY TAX	
GENERAL GOVERNMENT:				STATE EQUALIZED TAX RATE → 1.05	
Governing Body & Public Boards		1988 Property Taxes Collected	12,984,924.47	Local District School Taxes	6,528,346.25
Municipal Clerk		1988 Payments in Lieu of Taxes		Regional & Consolidated School Tax	
Financial Administration	67,230.00	Delinquent Tax & Lien Collections	492,636.63	School Taxes in Municipal Budget	
Assessment of Taxes	31,600.00	Business Personalty Replacement Taxes	252,385.28	County Taxes	2,406,827.64
Collection of Taxes	43,650.00	Taxes from Public Utilities	1,030,780.00	County Library Taxes	
Planning, Housing & Development	77,440.00	Other Miscellaneous Tax Revenues		Local Municipal Purpose Taxes	4,428,144.53
Human Resources	37,473.00	State Aid Revenues	172,712.16	Veteran & Senior Citizen Taxes	94,250.00
Elections	4,447.00	Federal Aid Revenues		Total Taxes for Rate Computation	13,457,568.42
General Administration (other)	730,174.00	State and Local Fiscal Assistance Act Utilized		Special District Taxes	
JUDICIARY		Sale of Acquired Property		Bank Corp. Taxes	134,904.49
Municipal Courts	81,433.00	Other Miscellaneous Revenues	913,217.05	Added and Omitted Taxes	129,550.58
PUBLIC SAFETY		Total	15,846,655.59	Total Taxes Levied - ABSTRACT	13,627,773.49
Fire Protection	186,665.00	Prior Years Surplus Appropriated	158,700.00	Total Taxes Billed	13,534,452.81
Police Protection	1,619,123.79	REVENUES	16,005,355.59	1988 TAXES COLLECTED	12,984,924.47
Civil Defense & Disaster Control	3,000.00	Reserve For Uncollected Taxes	683,184.56	1988 Taxes Cancelled, Abated or Adjusted	1,637.80
Environmental Inspection & Control	84,820.33	CAPITAL OUTLAY	499,863.39	Transfer to Tax Title Liens or Foreclosed	11,949.29
Other Public Safety		Total	57,478.33	Balance Outstanding Dec. 31, 1988	535,941.25
PUBLIC WORKS		Public Enterprises	214,302.17	PRIOR YEARS TAXES OUTSTANDING	
Streets and Drainage	557,723.40	Recreation—Culture	219,087.89	Balance January 1, 1988	494,356.93
Sewers and Sewage Processing	73,825.00	Public Works		Collected in 1988	492,636.63
Garbage and Trash Disposal	946,250.00	Buildings and Grounds		Cancelled, Abated or Adjusted 1988	1,715.00
Public Buildings and Grounds	156,270.00	Library and Education		Transfers to Tax Title Liens or Foreclosed	
Other Public Works		Conservation		Balance December 31, 1988	5.30
HEALTH and WELFARE		All Other		TAX TITLE LIENS OUTSTANDING	
Health Services Except Environmental	143,216.00	CAPITAL DEBT AUTHORIZED, DECEMBER 31, 1988		Balance January 1, 1988	42,475.02
Welfare-Public Assistance	49,265.00	ISSUED AND UNISSUED		Transfer From Taxes	11,949.29
Hospitals, Clinics, First Aid	18,200.00	School	3,984,000	Redeemed in 1988	
Animal, Insect, & Rodent Control	17,970.00	Self-liquidating	655,000	Cancelled, Abated or Adjusted (1988)	
Other Welfare Services		Other	5,604,803	Transfers to Foreclosed Property	
RECREATION and CONSERVATION		Total	10,243,803	Balance December 31, 1988	54,424.31
Beaches and Boardwalks		ISSUED AND OUTSTANDING		PROPERTY ACQUIRED BY DEED OR FORECLOSURE	
Parks, Playgrounds, Shade Trees	65,900.00	School	3,984,000.00	Balance January 1, 1988	4,800.00
Land Reclamation & Conservation		Self-Liquidating		Transfers From Taxes or Liens	
Other Recreational Services	90,100.00	Other	3,356,700.00	Sale for Cash (1988)	
EDUCATION (excluding schools)		Total	7,340,700.00	Cancelled, Abated or Adjusted (1988)	
Libraries	188,727.00	EQUALIZED VALUATION BASIS		Balance December 31, 1988	4,800.00
Other Educational Services		FOR NET DEBT COMPUTATION	524,435,769	CURRENT FINANCES DECEMBER 31, 1988	
STATUTORY EXPENDITURES		REAL PROPERTY VALUATIONS		ASSETS	
Pensions & F. I. C. A.	532,705.00	Code Class # of Parcels % VAL'N		Cash Dec. 31, 1988	1,184,578.40
Employee Fringe Benefits	242,620.00	1 Vacant Land 105 1.01	4,568,970.00	Taxes Receivable	535,946.55
Other Statutory Expenditures	100.00	2 Residential 2667 63.63	287,691,155.00	Tax Title Liens	54,424.31
CETA And Other Public Employment Programs		3 Farm		Foreclosed Property	4,800.00
MUNICIPAL FUNCTIONS		4a Commercial 397 25.71	116,149,350.00	Emergencies & Other Deferred Charges	156,892.83
CAPITAL IMPROVEMENTS		4b Industrial 18 3.20	14,448,200.00	State and Federal Aid Receivable	518.39
DEBT SERVICE		4c Apartments 29 6.40	28,903,700.00	Other Receivables	5,819.40
Principal Payments	383,300.00	Total 3216	451,761,375.00	Total	1,942,979.88
Interest Payments	199,532.07	Land Area 2.30 Sq. Miles		LIABILITIES, RESERVES, AND SURPLUS	
DEFERRED CHARGES		Net Valuation Taxable-Municipal	463,837,447	Cash Liabilities	526,268.27
SCHOOL, COUNTY, SPECIAL DISTRICT TAXES	8,935,173.89	Net Valuation Taxable-County	558,966,951	Reserves for Receivables	600,990.26
RESERVE FOR UNCOLLECTED TAXES	683,184.56	State Equalized Valuation	618,690,486	Surplus Dec. 31, 1988	815,721.35
EXPENDITURES		State Equalization Ratio	74.48	Total	1,942,979.88
TOTAL	16,405,569.63				

1220
Population 1980 3,322
Population 1988 7,639
S & P Rating
Moody Rating AAA

General Tax Rate Per \$100. 2.92
State Equalized Tax Rate 1.62

SOUTH AMBOY CITY – MIDD. COUNTY
Form of Government:
Mayor-Council Plan D (OMCL 50)
Number of Members on Governing Body – 5

PER CAPITA:
Gross Debt 552.06
Net Debt 552.06
Debt Service 57.20
Total Tax Levy 682.21
Municipal Expenditures 854.09
PER CENT:
Gross Debt 1.60
Net Debt 1.60
Tax Levy Collected 94.79
Tax Levy Cancelled, Abated or Adjusted .23

EXPENDITURES		REVENUES-REALIZED		1988 PROPERTY TAX	
GENERAL GOVERNMENT				STATE EQUALIZED TAX RATE	
Governing Body & Public Boards	111,800.00	1988 Property Taxes Collected		Local District School Taxes .97	3,087,017.00
Municipal Clerk		1988 Payments in Lieu of Taxes		Regional & Consolidated School Tax	
Financial Administration	163,414.00	Delinquent Tax & Lien Collections		School Taxes in Municipal Budget	
Assessment of Taxes	13,155.00	Business Personalty Replacement Taxes		County Taxes .39	1,237,060.16
Collection of Taxes		Taxes from Public Utilities		County Library Taxes	
Planning, Housing & Development	30,215.00	Other Miscellaneous Tax Revenues		Local Municipal Purpose Taxes .26	317,718.23
Human Resources	54,146.92	State Aid Revenues		Veteran & Senior Citizen Taxes	117,250.00
Elections	3,000.00	Federal Aid Revenues		Total Taxes for Rate Computation 1.62	5,259,045.44
General Administration (other)	670,326.00	State and Local Fiscal Assistance Act Utilized		Special District Taxes	
JUDICIARY		Sale of Acquired Property		Bank Corp. Taxes	52,221.73
Municipal Courts	57,243.00	Other Miscellaneous Revenues		Added and Omitted Taxes	15,774.44
PUBLIC SAFETY		Total		Total Taxes Levied - ABSTRACT	5,211,391.61
Fire Protection	159,921.54	Prior Years Surplus Appropriated		Total Taxes Billed	5,163,229.74
Police Protection	1,417,355.45	REVENUES TOTAL		1988 TAXES COLLECTED	4,894,420.04
Civil Defense & Disaster Control	1,850.00	Reserve For Uncollected Taxes		1988 Taxes Cancelled, Abated or Adjusted	12,132.52
Environmental Inspection & Control	31,075.00	CAPITAL OUTLAY TOTAL		Transfer to Tax Title Liens or Foreclosed	9,943.44
Other Public Safety				Balance Outstanding Dec. 31, 1988	246,723.74
PUBLIC WORKS		Public Enterprises		PRIOR YEARS TAXES OUTSTANDING	
Streets and Drainage	426,940.00	Recreation—Culture		Balance January 1, 1988	209,688.17
Sewers and Sewage Processing	466,056.00	Public Works		Collected in 1988	197,091.91
Garbage and Trash Disposal	418,000.00	Buildings and Grounds		Cancelled, Abated or Adjusted 1988	
Public Buildings and Grounds	363,318.00	Library and Education		Transfers to Tax Title Liens or Foreclosed	3,390.39
Other Public Works		Conservation		Balance December 31, 1988	8,105.37
HEALTH and WELFARE		All Other		TAX TITLE LIENS OUTSTANDING	
Health Services Except Environmental	103,452.00	CAPITAL DEBT AUTHORIZED, DECEMBER 31, 1988		Balance January 1, 1988	73,391.35
Welfare-Public Assistance	3,000.00	ISSUED AND UNISSUED GROSS DEBT NET DEBT		Transfer From Taxes	14,403.15
Hospitals, Clinics, First Aid		School		Redeemed in 1988	6,939.10
Animal, Insect, & Rodent Control	6,700.00	Self-liquidating		Cancelled, Abated or Adjusted (1988)	
Other Welfare Services	9,578.00	Other		Transfers to Foreclosed Property	
RECREATION and CONSERVATION		Total		Balance December 31, 1988	30,860.90
Beaches and Boardwalks		ISSUED AND OUTSTANDING		PROPERTY ACQUIRED BY DEED OR FORECLOSURE	
Parks, Playgrounds, Shade Trees	10,000.00	School		Balance January 1, 1988	393,200.00
Land Reclamation & Conservation	5,300.00	Self-Liquidating		Transfers From Taxes or Liens	
Other Recreational Services	190,530.00	Other		Sale for Cash (1988)	
EDUCATION (excluding schools)		Total		Cancelled, Abated or Adjusted (1988)	
Libraries	154,000.00	EQUALIZED VALUATION BASIS		Balance December 31, 1988	393,200.00
Other Educational Services		FOR NET DEBT COMPUTATION		CURRENT FINANCES DECEMBER 31, 1988	
STATUTORY EXPENDITURES		REAL PROPERTY VALUATIONS		ASSETS	
Pensions & F. I. C. A.	439,767.00	Code Class # of Parcels % VAL'N		Cash Dec. 31, 1988	389,973.56
Employee Fringe Benefits	363,000.00	ASSESSED VALUATION		Taxes Receivable	254,334.11
Other Statutory Expenditures		1 Vacant Land 107 2.44		Tax Title Liens	30,860.90
CETA And Other Public Employment Programs		2 Residential 2145 78.89		Foreclosed Property	393,200.00
MUNICIPAL FUNCTIONS TOTAL	5,748,702.92	3 Farm		Emergencies & Other Deferred Charges	
CAPITAL IMPROVEMENTS *MEMO*	5,000.00	4a Commercial 159 10.61		State and Federal Aid Receivable	12,777.00
DEBT SERVICE		4b Industrial 12 6.99		Other Receivables	443,369.96
Principal Payments	143,000.00	4c Apartments 3 1.07		Total	2,080,020.53
Interest Payments	293,969.59	Total 2431		LIABILITIES, RESERVES, AND SURPLUS	
DEFERRED CHARGES	70,736.51	Land Area 1.45 Sq. Miles		Cash Liabilities	611,339.04
SCHOOL, COUNTY, SPECIAL DISTRICT TAXES	4,324,077.16	Net Valuation Taxable-Municipal		Reserves for Receivables	1,050,492.97
RESERVE FOR UNCOLLECTED TAXES	263,000.00	Net Valuation Taxable-County		Surplus Dec. 31, 1988	412,133.52
EXPENDITURES TOTAL	10,848,436.18	State Equalized Valuation		Total	2,080,020.53
		State Equalization Ratio			

Population 1980 1,566
 Population 1988 1,573
 S & P Rating
 Moody Rating

General Tax Rate Per \$100. 4.84
 State Equalized Tax Rate 1.91

SOUTH BELMAR BORO. - MONMOUTH CO.

Form of Government:

Borough Council

Number of Members on Governing Body - 6

PER CAPITA:

Gross Debt 235.88
 Net Debt 226.92
 Debt Service 25.33
 Total Tax Levy 1,219.87
 Municipal Expenditures 771.71

PER CENT:

Gross Debt .47
 Net Debt .45
 Tax Levy Collected 93.62
 Tax Levy Cancelled, Abated or Adjusted .84

EXPENDITURES		REVENUES-REALIZED		1988 PROPERTY TAX	
GENERAL GOVERNMENT				STATE EQUALIZED TAX RATE → .93	
Governing Body & Public Boards	46,150.00	1988 Property Taxes Collected		Local District School Taxes	93,148.50
Municipal Clerk		1988 Payments in Lieu of Taxes		Regional & Consolidated School Tax	
Financial Administration	22,678.02	Delinquent Tax & Lien Collections		School Taxes in Municipal Budget	
Assessment of Taxes	59,143.07	Business Personalty Replacement Taxes		County Taxes	.35 *
Collection of Taxes	10,341.02	Taxes from Public Utilities		County Library Taxes	.01
Planning, Housing & Development	7,132.00	Other Miscellaneous Tax Revenues		Local Municipal Purpose Taxes	.62
Human Resources		State Aid Revenues		Veteran & Senior Citizen Taxes	
Elections	501.42	Federal Aid Revenues		Total Taxes for Rate Computation	1.91
General Administration (other)	149,173.72	State and Local Fiscal Assistance Act Utilized		Special District Taxes	
JUDICIARY		Sole of Acquired Property		Bank Corp. Taxes	2,267.28
Municipal Courts	27,105.62	Other Miscellaneous Revenues		Added and Omitted Taxes	9,052.17
PUBLIC SAFETY		Total		Total Taxes Levied - ABSTRACT	1,924,962.23
Fire Protection	11,772.00	Prior Years Surplus Appropriated		Total Taxes Billed	1,922,694.95
Police Protection	364,157.79	REVENUES TOTAL		1988 TAXES COLLECTED	1,800,072.60
Civil Defense & Disaster Control		Reserve For Uncollected Taxes		1988 Taxes Cancelled, Abated or Adjusted	16,234.45
Environmental Inspection & Control	20,977.00	CAPITAL OUTLAY TOTAL		Transfer to Tax Title Liens or Foreclosed	5,706.32
Other Public Safety				Balance Outstanding Dec. 31, 1988	100,681.58
PUBLIC WORKS				PRIOR YEARS TAXES OUTSTANDING	
Streets and Drainage	42,072.46			Balance January 1, 1988	169,580.95
Sewers and Sewage Processing				Collected in 1988	169,546.82
Garbage and Trash Disposal	160,359.00			Cancelled, Abated or Adjusted 1988	29.69
Public Buildings and Grounds	15,065.00			Transfers to Tax Title Liens or Foreclosed	
Other Public Works				Balance December 31, 1988	4.44
HEALTH and WELFARE				TAX TITLE LIENS OUTSTANDING	
Health Services Except Environmental	600.00			Balance January 1, 1988	14,012.80
Welfare-Public Assistance	3,637.95			Transfer From Taxes	5,706.32
Hospitals, Clinics, First Aid				Redeemed in 1988	
Animal, Insect, & Rodent Control				Cancelled, Abated or Adjusted (1988)	.72
Other Welfare Services				Transfers to Foreclosed Property	
RECREATION and CONSERVATION				Balance December 31, 1988	19,718.40
Beaches and Boardwalks				PROPERTY ACQUIRED BY DEED OR FORECLOSURE	
Parks, Playgrounds, Shade Trees				Balance January 1, 1988	1,270.00
Land Reclamation & Conservation				Transfers From Taxes or Liens	
Other Recreational Services	1,046.50			Sale for Cash (1988)	
EDUCATION (excluding schools)				Cancelled, Abated or Adjusted (1988)	
Libraries				Balance December 31, 1988	1,270.00
Other Educational Services				CURRENT FINANCES DECEMBER 31, 1988	
STATUTORY EXPENDITURES				ASSETS	
Pensions & F. I. C. A.	53,454.76			Cash Dec. 31, 1988	295,414.03
Employee Fringe Benefits				Taxes Receivable	100,686.02
Other Statutory Expenditures	4,000.21			Tax Title Liens	19,718.40
CETA And Other Public Employment Programs				Foreclosed Property	1,270.00
MUNICIPAL FUNCTIONS TOTAL	1,004,502.54			Emergencies & Other Deferred Charges	74,070.00
CAPITAL IMPROVEMENTS *MEMO*	5,000.00			State and Federal Aid Receivable	91,558.86
DEBT SERVICE				Other Receivables	66,561.57
Principal Payments	29,000.00			Total	649,278.88
Interest Payments	10,976.99			LIABILITIES, RESERVES, AND SURPLUS	
DEFERRED CHARGES	21,824.45			Cash Liabilities	226,225.16
SCHOOL, COUNTY, SPECIAL DISTRICT TAXES	1,291,301.73			Reserves for Receivables	192,644.85
RESERVE FOR UNCOLLECTED TAXES	151,454.17			Surplus Dec. 31, 1988	230,408.87
EXPENDITURES TOTAL	2,509,619.93			Total	649,278.88

1819
 Population 1980 4,331
 Population 1988 3,949
 S & P Rating
 Moody Rating A
 General Tax Rate Per \$100. 4.94
 State Equalized Tax Rate 2.20

SOUTH BOUND BROOK BORO. — SOM. CO.

Form of Government:
 Borough Council
 Number of Members on Governing Body — 6

PER CAPITA:
 Gross Debt 313.51
 Net Debt 303.45
 Debt Service 58.45
 Total Tax Levy 906.30
 Municipal Expenditures 471.41
 PER CENT
 Gross Debt .91
 Net Debt .89
 Tax Levy Collected 97.82
 Tax Levy Cancelled, Abated or Adjusted

EXPENDITURES		REVENUES-REALIZED		1988 PROPERTY TAX	
GENERAL GOVERNMENT		1988 Property Taxes Collected		STATE EQUALIZED TAX RATE — 1.05	
Governing Body & Public Boords		1988 Poyments in Lieu of Taxes	3,492,178.94	Local District School Taxes	1,707,962.25
Municipal Clerk		Delinquent Tax & Lien Collections	40,069.72	Regional & Consolidated School Tax	
Finoncial Administration	27,451.33	Business Personolty Replacement Taxes	77,440.32	School Taxes in Municipal Budget	
Assessment of Taxes	5,710.00	Taxes from Public Utilities	232,823.00	County Taxes	.41 667,624.74
Collection of Taxes	27,559.00	Other Miscellaneous Tax Revenues		County Library Taxes	
Planning, Housing & Development	3,376.00	State Aid Revenues	115,535.92	Local Municipal Purpose Taxes	.73 1,189,330.14
Human Resources	12,730.75	Federal Aid Revenues		Veteran & Senior Citizen Taxes	50,500.00
Elections	700.00	State and Local Fiscal Assistance Act Utilized		Total Taxes for Rate Computation	2.19 3,615,967.13
General Administration (other)	139,040.00	Sole of Acquired Property		Special District Taxes	
JUDICIARY		Other Miscellaneous Revenues	155,105.10	Bank Corp. Taxes	9,582.80
Municipal Courts	23,346.00	Priar Years Surplus Appropriated	175,000.00	Added and Omitted Taxes	3,941.28
PUBLIC SAFETY		REVENUES TOTAL	4,238,213.00	Total Taxes Levied - ABSTRACT	3,578,991.21
Fire Protection	71,823.32	Reserve For Uncollected Taxes	173,000.00	Total Taxes Billed	3,570,154.55
Police Protection	405,212.94	CAPITAL OUTLAY TOTAL	131,198.22	1988 TAXES COLLECTED	3,492,178.94
Civil Defense & Disaster Control	258.00	Public Enterprises		1988 Taxes Cancelled, Abated or Adjusted	
Environmental Inspection & Control	15,240.00	Recreation—Culture		Transfer to Tax Title Liens or Foreclosed	2,316.70
Other Public Safety		Public Works	106,765.50	Balance Outstanding Dec. 31, 1988	75,159.01
PUBLIC WORKS		Buildings and Grounds	24,432.72	PRIOR YEARS TAXES OUTSTANDING	
Streets and Drainage	91,877.00	Library and Education		Balance January 1, 1988	36,349.24
Sewers and Sewoge Processing	111,268.00	Conservation		Collected in 1988	36,547.71
Garbage and Trash Disposol	284,839.00	All Other		Cancelled, Abated or Adjusted 1988	
Public Buildings and Grounds	7,700.00	CAPITAL DEBT AUTHORIZED, DECEMBER 31, 1988		Transfers to Tax Title Liens or Foreclosed	
Other Public Works		ISSUED AND UNISSUED		Balance December 31, 1988	301.53
HEALTH and WELFARE		School	20,000	TAX TITLE LIENS OUTSTANDING	
Health Services Except Environmental	22,335.00	Self-liquidoting	1,213,050	Balance January 1, 1988	7,861.51
Welfare-Public Assistance	4,000.00	Other	1,213,050	Transfer From Taxes	2,316.70
Hospitals, Clinics, First Aid		Total	1,233,050	Redeemed in 1988	3,522.01
Animal, Insect, & Rodent Control	1,500.00	ISSUED AND OUTSTANDING		Cancelled, Abated or Adjusted (1988)	
Other Welfare Services		School	20,000.00	Transfers to Foreclosed Property	
RECREATION and CONSERVATION		Self-Liquidoting		Balance December 31, 1988	7,156.20
Beoches and Boordwalks		Other		PROPERTY ACQUIRED BY DEED OR	
Parks, Playgrounds, Shade Trees	1,019.00	Total		FORECLOSURE	
Land Reclomation & Conservation	50.00			Balance January 1, 1988	12,735.00
Other Recreational Services	10,520.00			Transfers From Taxes or Liens	
EDUCATION (excluding schools)				Sole for Cosh (1988)	
Libraries	32,075.00			Cancelled, Abated or Adjusted (1988)	
Other Educational Services				Balance December 31, 1988	12,735.00
STATUTORY EXPENDITURES				CURRENT FINANCES DECEMBER 31, 1988	
Pensions & F. I. C. A.	115,036.08			ASSETS	
Employee Fringe Benefits	37,517.00			Cash Dec. 31, 1988	479,055.13
Other Statutory Expenditures	7,500.00			Taxes Receivable	75,460.54
CETA And Other Public Employment Programs				Tax Title Liens	7,156.20
MUNICIPAL FUNCTIONS TOTAL	1,461,763.92			Foreclosed Property	12,735.00
CAPITAL IMPROVEMENTS *MEMO*	10,000.00			Emergencies & Other Deferred Charges	7,227.08
DEBT SERVICE				State and Federal Aid Receivable	
Principal Payments	130,000.00			Other Receivables	28,480.20
Interest Payments	100,816.56			Total	610,114.15
DEFERRED CHARGES	70,000.00			LIABILITIES, RESERVES, AND SURPLUS	
SCHOOL, COUNTY, SPECIAL DISTRICT TAXES	2,375,586.99			Cash Liabilities	217,497.50
RESERVE FOR UNCOLLECTED TAXES	178,000.00			Reserves for Receivables	123,831.94
EXPENDITURES TOTAL	4,316,167.47			Surplus Dec. 31, 1988	268,784.71
				Total	610,114.15

1221

Population 1980 17,127
 Population 1988 25,441
 S & P Rating AA
 Moody Rating AA

General Tax Rate Per \$100.

2.49

State Equalized Tax Rate

1.60

SOUTH BRUNSWICK TWP. - MIDD. CO.

Form of Government:

Township Committee

Number of Members on Governing Body - 5

PER CAPITA:

Gross Debt 2,073.70
 Net Debt 861.21
 Debt Service 98.46
 Total Tax Levy 1,504.39
 Municipal Expenditures 600.68

PER CENT:

Gross Debt 3.18
 Net Debt 1.32
 Tax Levy Collected 97.48
 Tax Levy Cancelled, Abated or Adjusted .11

EXPENDITURES		REVENUES-REALIZED		1988 PROPERTY TAX	
GENERAL GOVERNMENT		1988 Property Taxes Collected		STATE EQUALIZED TAX RATE .99	
Governing Body & Public Boards		1988 Payments in Lieu of Taxes	36,620,648.09	Local District School Taxes	21,209,754.00
Municipal Clerk		Delinquent Tax & Lien Collections	1,291,169.02	Regional & Consolidated School Tax	
Financial Administration	150,902.00	Business Personalty Replacement Taxes	607,979.16	School Taxes in Municipal Budget	
Assessment of Taxes	163,456.00	Taxes from Public Utilities	3,864,883.00	County Taxes	9,555,192.88
Collection of Taxes	143,843.00	Other Miscellaneous Tax Revenues		County Library Taxes	
Planning, Housing & Development	303,940.00	State Aid Revenues	159,928.40	Local Municipal Purpose Taxes	3,601,395.20
Human Resources	1,165.00	Federal Aid Revenues		Veteran & Senior Citizen Taxes	117,300.00
Elections	10,540.00	State and Local Fiscal Assistance Act Utilized		Total Taxes for Rate Computation	34,483,642.08
General Administration (other)	1,768,657.00	Sale of Acquired Property		Special District Taxes	681,884.50
JUDICIARY		Other Miscellaneous Revenues	3,213,626.15	Bank Corp. Taxes	23,662.63
Municipal Courts	119,493.31	Total	45,758,233.82	Added and Omitted Taxes	3,201,359.33
PUBLIC SAFETY		Prior Years Surplus Appropriated	3,900,000.00	Total Taxes Levied - ABSTRACT	38,273,248.54
Fire Protection	117,801.00	REVENUES TOTAL	49,658,233.82	Total Taxes Billed	37,567,701.41
Police Protection	2,728,374.67	Reserve For Uncollected Taxes	992,284.00	1988 TAXES COLLECTED	36,620,648.09
Civil Defense & Disaster Control	11,850.00	CAPITAL OUTLAY TOTAL	7,879,150.15	1988 Taxes Cancelled, Abated or Adjusted	39,702.62
Environmental Inspection & Control	431,966.00	Public Enterprises	4,281,501.86	Transfer to Tax Title Liens or Foreclosed	1,390.76
Other Public Safety		Recreation—Culture	2,000.00	Balance Outstanding Dec. 31, 1988	905,959.94
PUBLIC WORKS		Public Works	666,604.02	PRIOR YEARS TAXES OUTSTANDING	
Streets and Drainage	902,130.00	Buildings and Grounds	2,419,646.75	Balance January 1, 1988	1,342,891.36
Sewers and Sewage Processing		Library and Education	509,397.52	Collected in 1988	1,291,169.02
Garbage and Trash Disposal	1,225,065.00	Conservation		Cancelled, Abated or Adjusted 1988	111.68
Public Buildings and Grounds	162,531.00	All Other		Transfers to Tax Title Liens or Foreclosed	43,578.81
Other Public Works		CAPITAL DEBT AUTHORIZED, DECEMBER 31, 1988		Balance December 31, 1988	8,031.85
HEALTH and WELFARE		ISSUED AND UNISSUED		TAX TITLE LIENS OUTSTANDING	
Health Services Except Environmental	117,104.00	SCHOOL	7,463,000.00	Balance January 1, 1988	7,400.23
Welfare-Public Assistance	104,736.00	Self-Liquidating	23,334,000.00	Transfer From Taxes	52,678.14
Hospitals, Clinics, First Aid		Other	21,910,113.00	Redeemed in 1988	
Animal, Insect, & Radent Control	41,020.00	Total	52,757,113.00	Cancelled, Abated or Adjusted (1988)	
Other Welfare Services		ISSUED AND OUTSTANDING		Transfers to Foreclosed Property	
RECREATION and CONSERVATION		SCHOOL	7,463,000.00	Balance December 31, 1988	60,078.37
Beaches and Boardwalks		Self-Liquidating	17,986,000.00	PROPERTY ACQUIRED BY DEED OR	
Parks, Playgrounds, Shade Trees	53,860.00	Other	18,480,000.00	FORECLOSURE	
Land Reclamation & Conservation	173,943.98	Total	43,929,000.00	Balance January 1, 1988	212,080.00
Other Recreational Services	344,415.00	EQUALIZED VALUATION BASIS		Transfers From Taxes or Liens	
EDUCATION (excluding schools)		FOR NET DEBT COMPUTATION	1,659,357.180	Sale for Cash (1988)	
Libraries	793,144.00	REAL PROPERTY VALUATIONS		Cancelled, Abated or Adjusted (1988)	
Other Educational Services	25,331.00	Code Class # of Parcels % VAL'N		Balance December 31, 1988	212,080.00
STATUTORY EXPENDITURES				CURRENT FINANCES DECEMBER 31, 1988	
Pensions & F. I. C. A.	954,014.00			ASSETS	
Employee Fringe Benefits	643,400.00			Cash Dec. 31, 1988	6,519,250.63
Other Statutory Expenditures	500.00			Taxes Receivable	913,991.79
CETA And Other Public Employment Programs				Tax Title Liens	60,078.37
MUNICIPAL FUNCTIONS TOTAL	11,493,741.96			Foreclosed Property	212,080.00
CAPITAL IMPROVEMENTS *MEMO*	111,035.00			Emergencies & Other Deferred Charges	222,000.00
DEBT SERVICE				State and Federal Aid Receivable	
Principal Payments	1,125,000.00			Other Receivables	117,867.14
Interest Payments	1,379,894.75			Total	8,045,267.93
DEFERRED CHARGES	286,000.00			LIABILITIES, RESERVES, AND SURPLUS	
SCHOOL, COUNTY, SPECIAL DISTRICT TAXES	31,446,831.38			Cash Liabilities	2,607,458.71
RESERVE FOR UNCOLLECTED TAXES	992,284.00			Reserves for Receivables	1,304,017.30
EXPENDITURES TOTAL	46,728,752.09			Surplus Dec. 31, 1988	4,133,791.92
				Total	8,045,267.93

0259

Population 1980 2,229
 Population 1988 2,188
 S & P Rating A
 Moody Rating A

General Tax Rate Per \$100.

1.30

State Equalized Tax Rate

1.23

SOUTH HACKENSACK TWP. - BERGEN CO.**Form of Government:****Township Committee****Number of Members on Governing Body - 5****PER CAPITA:**

Gross Debt 1,033.75
 Net Debt 1,033.75
 Debt Service 88.00
 Total Tax Levy 2,127.05
 Municipal Expenditures 1,453.99

PER CENT.

Gross Debt .76
 Net Debt .76
 Tax Levy Collected 95.26
 Tax Levy Cancelled, Abated or Adjusted .36

EXPENDITURES		REVENUES-REALIZED		1988 PROPERTY TAX	
GENERAL GOVERNMENT				STATE EQUALIZED TAX RATE → .47	
Governing Body & Public Boards		1988 Property Taxes Collected	4,442,914.06	Local District School Taxes	1,676,300.00
Municipal Clerk		1988 Payments in Lieu of Taxes		Regional & Consolidated School Tax	
Financial Administration	35,110.00	Delinquent Tax & Lien Collections	72,844.93	School Taxes in Municipal Budget	
Assessment of Taxes	28,950.00	Business Personalty Replacement Taxes	297,378.00	County Taxes	.22 793,313.93
Collection of Taxes	12,076.00	Taxes from Public Utilities	339,939.00	County Library Taxes	
Planning, Housing & Development	8,000.00	Other Miscellaneous Tax Revenues		Local Municipal Purpose Taxes	.59 2,130,775.76
Human Resources	15,825.00	State Aid Revenues	20,712.18	Veteran & Senior Citizen Taxes	35,850.00
Elections	1,800.00	Federal Aid Revenues		Total Taxes for Rate Computation	1.28 4,632,239.69
General Administration (other)	425,395.00	State and Local Fiscal Assistance Act Utilized		Special District Taxes	
JUDICIARY		Sale of Acquired Property		Bank Corp. Taxes	10,084.79
Municipal Courts	35,900.00	Other Miscellaneous Revenues	390,422.79	Added and Omitted Taxes	47,506.66
PUBLIC SAFETY		Total	5,564,261.01	Total Taxes Levied - ABSTRACT	4,653,981.14
Fire Protection	112,693.00	Prior Years Surplus Appropriated		Total Taxes Billed	4,664,001.18
Police Protection	959,125.91	REVENUES TOTAL	5,564,261.01	1988 TAXES COLLECTED	4,442,914.06
Civil Defense & Disaster Control	1,250.00	Reserve For Uncollected Taxes	138,759.00	1988 Taxes Cancelled, Abated or Adjusted	16,696.77
Environmental Inspection & Control	21,000.00	CAPITAL OUTLAY TOTAL	378,745.93	Transfer to Tax Title Liens or Foreclosed Balance Outstanding Dec. 31, 1988	204,390.35
Other Public Safety				PRIOR YEARS TAXES OUTSTANDING	
PUBLIC WORKS				Balance January 1, 1988	153,332.72
Streets and Drainage	220,350.00	Public Enterprises		Collected in 1988	72,844.93
Sewers and Sewage Processing	350,929.00	Recreation—Culture		Cancelled, Abated or Adjusted 1988	
Garbage and Trash Disposal	170,000.00	Public Works	335,431.98	Transfers to Tax Title Liens or Foreclosed Balance December 31, 1988	35,037.74
Public Buildings and Grounds	20,000.00	Buildings and Grounds	43,313.95	TAX TITLE LIENS OUTSTANDING	
Other Public Works	16,000.00	Library and Education		Balance January 1, 1988	2,234.07
HEALTH and WELFARE		Conservation		Transfer From Taxes	
Health Services Except Environmental	12,537.00	All Other		Redeemed in 1988	
Welfare-Public Assistance	5,300.00	CAPITAL DEBT AUTHORIZED, DECEMBER 31, 1988		Cancelled, Abated or Adjusted (1988)	
Hospitals, Clinics, First Aid		ISSUED AND UNISSUED GROSS DEBT NET DEBT		Transfers to Foreclosed Property	
Animal, Insect, & Rodent Control	3,857.00	School		Balance December 31, 1988	2,234.07
Other Welfare Services		Self-Liquidating		PROPERTY ACQUIRED BY DEED OR FORECLOSURE	
RECREATION and CONSERVATION		Other	2,261,841	Balance January 1, 1988	2,375.00
Beaches and Boardwalks		Total	2,261,841	Transfers From Taxes or Liens	
Parks, Playgrounds, Shade Trees				Sale for Cash (1988)	
Land Reclamation & Conservation				Cancelled, Abated or Adjusted (1988)	
Other Recreational Services	26,150.00	ISSUED AND OUTSTANDING		Balance December 31, 1988	2,375.00
EDUCATION (excluding schools)		School		CURRENT FINANCES DECEMBER 31, 1988	
Libraries		Self-Liquidating		ASSETS	
Other Educational Services	1,249.82	Other	2,112,000.00	Cash Dec. 31, 1988	394,522.89
STATUTORY EXPENDITURES		Total	2,112,000.00	Taxes Receivable	290,423.09
Pensions & F. I. C. A.	232,038.72	EQUALIZED VALUATION BASIS		Tax Title Liens	2,284.07
Employee Fringe Benefits	141,750.00	FOR NET DEBT COMPUTATION	297,513,502	Foreclosed Property	2,375.00
Other Statutory Expenditures	1,500.00	REAL PROPERTY VALUATIONS		Emergencies & Other Deferred Charges	96,950.12
CETA And Other Public Employment Programs		Code Class # of Parcels % VAL'N		State and Federal Aid Receivable	
MUNICIPAL FUNCTIONS		1 Vacant Land 32 6.21	22,006,600.00	Other Receivables	53,945.30
CAPITAL IMPROVEMENTS		2 Residential 501 27.33	96,353,300.00	Total	841,005.47
DEBT SERVICE		3 Farm		LIABILITIES, RESERVES, AND SURPLUS	
Principal Payments	70,000.00	4a Commercial 50 10.17	36,062,600.00	Cash Liabilities	249,571.76
Interest Payments	122,539.34	4b Industrial 143 56.29	199,519,500.00	Reserves for Receivables	349,532.46
DEFERRED CHARGES		4c Apartments		Surplus Dec. 31, 1988	241,901.25
SCHOOL, COUNTY, SPECIAL DISTRICT TAXES		Total 776	354,442,000.00	Total	841,005.47
RESERVE FOR UNCOLLECTED TAXES		Land Area .50 Sq. Miles			
EXPENDITURES		Net Valuation Taxable-Municipal	355,114,963		
TOTAL	5,657,874.63	Net Valuation Taxable-County	311,656,730		
		State Equalized Valuation	360,220,539		
		State Equalization Ratio	98.53		

0316
Population 1980 1,486
Population 1988 1,831
S & P Rating
Moody Rating

General Tax Rate Per \$100. 2.74
State Equalized Tax Rate 2.52

SOUTH HARRISON TWP. - GLOUCESTER CO.

Form of Government: Township Committee
Number of Members on Governing Body - 3

PER CAPITA:		PER CENT:	
Gross Debt	156.85	Gross Debt	.65
Net Debt	103.77	Net Debt	.43
Debt Service		Tax Levy Collected	90.45
Total Tax Levy	712.36	Tax Levy Cancelled, Abated or Adjusted	.04
Municipal Expenditures	279.42		

EXPENDITURES		REVENUES-REALIZED		1988 PROPERTY TAX	
GENERAL GOVERNMENT				STATE EQUALIZED TAX RATE	
Governing Body & Public Boards		1988 Property Taxes Collected	1,182,912.49	Local District School Taxes	.87 427,888.65
Municipal Clerk		1988 Payments in Lieu of Taxes		Regional & Consolidated School Tax	.64 313,882.81
Financial Administration	11,365.00	Delinquent Tax & Lien Collections	135,898.79	School Taxes in Municipal Budget	
Assessment of Taxes	4,714.00	Business Personalty Replacement Taxes	20,756.92	County Taxes	.76 372,737.99
Collection of Taxes	6,014.00	Taxes from Public Utilities	72,034.00	County Library Taxes	.02 10,525.78
Planning, Housing & Development	4,960.00	Other Miscellaneous Tax Revenues		Local Municipal Purpose Taxes	.23 113,267.10
Human Resources		State Aid Revenues	8,730.13	Veteran & Senior Citizen Taxes	14,000.00
Elections	1,015.00	Federal Aid Revenues		Total Taxes for Rate Computation	2.52 1,252,302.33
General Administration (other)	81,548.00	State and Local Fiscal Assistance Act Utilized	19.68	Special District Taxes	
JUDICIARY		Sale of Acquired Property		Bank Corp. Taxes	
Municipal Courts	9,760.00	Other Miscellaneous Revenues	254,503.51	Added and Omitted Taxes	66,036.41
PUBLIC SAFETY		Total	1,674,855.52	Total Taxes Levied - ABSTRACT	1,304,338.74
Fire Protection	16,322.68	Prior Years Surplus Appropriated	48,624.00	Total Taxes Billed	1,307,745.77
Police Protection	76,747.00	REVENUES TOTAL	1,723,479.52	1988 TAXES COLLECTED	1,182,912.49
Civil Defense & Disaster Control	500.00	Reserve For Uncollected Taxes	145,972.05	1988 Taxes Cancelled, Abated or Adjusted	545.19
Environmental Inspection & Control	30,332.00			Transfer to Tax Title Liens or Foreclosed	7,389.78
Other Public Safety				Balance Outstanding Dec. 31, 1988	116,898.31
PUBLIC WORKS		CAPITAL OUTLAY TOTAL		PRIOR YEARS TAXES OUTSTANDING	
Streets and Drainage	37,853.39	Public Enterprises		Balance January 1, 1988	181,963.71
Sewers and Sewage Processing	5,854.00	Recreation—Culture		Collected in 1988	135,898.79
Garbage and Trash Disposal	39,500.00	Public Works		Cancelled, Abated or Adjusted 1988	8,047.12
Public Buildings and Grounds		Buildings and Grounds		Transfers to Tax Title Liens or Foreclosed	952.85
Other Public Works		Library and Education		Balance December 31, 1988	37,064.95
HEALTH and WELFARE		Conservation		TAX TITLE LIENS OUTSTANDING	
Health Services Except Environmental	100.00	All Other		Balance January 1, 1988	9,665.03
Welfare-Public Assistance	1,328.00			Transfer From Taxes	8,517.19
Hospitals, Clinics, First Aid		CAPITAL DEBT AUTHORIZED, DECEMBER 31, 1988		Redeemed in 1988	
Animal, Insect, & Radent Control	750.00	ISSUED AND UNISSUED GROSS DEBT NET DEBT		Cancelled, Abated or Adjusted (1988)	
Other Welfare Services		School 97,198		Transfers to Foreclosed Property	
RECREATION and CONSERVATION		Self-liquidating 190,000	190,000	Balance December 31, 1988	18,182.22
Beaches and Boardwalks		Other 237,198	190,000	PROPERTY ACQUIRED BY DEED OR FORECLOSURE	
Parks, Playgrounds, Shade Trees		Total	190,000	Balance January 1, 1988	
Land Reclamation & Conservation	800.00	ISSUED AND OUTSTANDING		Transfers From Taxes or Liens	
Other Recreational Services	4,000.00	School 97,198.15		Sale for Cash (1988)	
EDUCATION (excluding schools)		Self-Liquidating		Cancelled, Abated or Adjusted (1988)	
Libraries		Other		Balance December 31, 1988	
Other Educational Services		Total	97,198.15	CURRENT FINANCES DECEMBER 31, 1988	
STATUTORY EXPENDITURES		EQUALIZED VALUATION BASIS FOR NET DEBT COMPUTATION	43,854,110	ASSETS	
Pensions & F. I. C. A.	14,200.00	REAL PROPERTY VALUATIONS		Cash Dec. 31, 1988	749,501.86
Employee Fringe Benefits	4,919.74	Code Class # of Parcels % VAL'N ASSESSED VALUATION		Taxes Receivable	153,963.26
Other Statutory Expenditures	2,000.00	1 Vacant Land 117 6.53 2,917,100.00		Tax Title Liens	18,182.22
CETA And Other Public Employment Programs		2 Residential 352 61.52 27,490,000.00		Foreclosed Property	
MUNICIPAL FUNCTIONS TOTAL	355,172.81	3 Farm 367 29.78 13,304,800.00		Emergencies & Other Deferred Charges	7,140.13
CAPITAL IMPROVEMENTS *MEMO*		4a Commercial 10 1.84 822,700.00		State and Federal Aid Receivable	
DEBT SERVICE		4b Industrial		Other Receivables	1,723.50
Principal Payments		4c Apartments 1 .33 148,100.00		Total	930,510.97
Interest Payments		Total 847 44,682,700.00		LIABILITIES, RESERVES, AND SURPLUS	
DEFERRED CHARGES	10,469.28	Land Area 15.63 Sq. Miles		Cash Liabilities	69,049.55
SCHOOL, COUNTY, SPECIAL DISTRICT TAXES	1,125,035.23	Net Valuation Taxable-Municipal	45,317,860	Reserves for Receivables	173,868.98
RESERVE FOR UNCOLLECTED TAXES	145,972.05	Net Valuation Taxable-County	47,531,735	Surplus Dec. 31, 1988	687,592.44
EXPENDITURES TOTAL	1,636,649.37	State Equalized Valuation	49,250,871	Total	930,510.97
		State Equalization Ratio	91.91		

0719
 Population 1980 15,864
 Population 1988 16,229
 S & P Rating
 Maady Rating AA

General Tax Rate Per \$100. 10.11
 State Equalized Tax Rate 2.47

SOUTH ORANGE VILLAGE TWP. - ESSEX CO.
Form of Government:
Special Charter (P.L. 1977 c. 183)
Number of Members on Governing Body - 7

PER CAPITA:
 Gross Debt 745.19
 Net Debt 347.50
 Debt Service 60.89
 Total Tax Levy 1,606.61
 Municipal Expenditures 772.33

PER CENT:
 Gross Debt 1.44
 Net Debt .67
 Tax Levy Collected 98.04
 Tax Levy Cancelled, Abated or Adjusted

EXPENDITURES		REVENUES-REALIZED		1988 PROPERTY TAX	
GENERAL GOVERNMENT				STATE EQUALIZED TAX RATE	
Governing Body & Public Boards		1988 Property Taxes Collected	25,495,394.41	Local District School Taxes	1.35 11,041,476.59
Municipal Clerk		1988 Payments in Lieu of Taxes		Regional & Consolidated School Tax	
Financial Administration	238,977.00	Delinquent Tax & Lien Collections	667,179.31	School Taxes in Municipal Budget	
Assessment of Taxes		Business Personalty Replacement Taxes	164,009.44	County Taxes	.63 6,621,399.35
Collection of Taxes		Taxes from Public Utilities	1,134,201.00	County Library Taxes	
Planning, Housing & Development	23,630.00	Other Miscellaneous Tax Revenues		Local Municipal Purpose Taxes	.79 8,262,665.62
Human Resources	81,066.13	State Aid Revenues	203,102.70	Veteran & Senior Citizen Taxes	62,300.00
Elections		Federal Aid Revenues		Total Taxes for Rate Computation	2.47 25,988,342.06
General Administration (other)	1,264,346.00	State and Local Fiscal Assistance Act Utilized		Special District Taxes	
JUDICIARY		Sale of Acquired Property		Bank Corp. Taxes	75,437.83
Municipal Courts	127,191.00	Other Miscellaneous Revenues	1,267,194.21	Added and Omitted Taxes	72,249.41
PUBLIC SAFETY		Total	28,936,081.57	Total Taxes Levied - ABSTRACT	26,073,729.30
Fire Protection	1,398,936.00	Prior Years Surplus Appropriated	1,340,000.00	Total Taxes Billed	26,004,116.33
Police Protection	2,313,676.00	REVENUES TOTAL	30,276,081.57	1988 TAXES COLLECTED	25,495,394.41
Civil Defense & Disaster Control	8,350.00	Reserve For Uncollected Taxes	1,236,308.62	1988 Taxes Cancelled, Abated or Adjusted	556.05
Environmental Inspection & Control	102,946.00			Transfer to Tax Title Liens or Foreclosed	
Other Public Safety				Balance Outstanding Dec. 31, 1988	508,165.87
PUBLIC WORKS		CAPITAL OUTLAY TOTAL	929,633.47	PRIOR YEARS TAXES OUTSTANDING	
Streets and Drainage	946,055.00	Public Enterprises	132,528.75	Balance January 1, 1988	670,534.74
Sewers and Sewage Processing	509,576.00	Recreation—Culture	69,789.43	Collected in 1988	667,179.31
Garbage and Trash Disposal	262,920.00	Public Works	410,941.30	Cancelled, Abated or Adjusted 1988	
Public Buildings and Grounds	90,000.00	Buildings and Grounds	316,373.99	Transfers to Tax Title Liens or Foreclosed	
Other Public Works		Library and Education		Balance December 31, 1988	3,354.93
HEALTH and WELFARE		Conservation		TAX TITLE LIENS OUTSTANDING	
Health Services Except Environmental	156,508.99	All Other		Balance January 1, 1988	5,914.51
Welfare-Public Assistance	14,734.00			Transfer From Taxes	556.05
Hospitals, Clinics, First Aid		CAPITAL DEBT AUTHORIZED, DECEMBER 31, 1988		Redeemed in 1988	
Animal, Insect, & Radent Control	28,618.00	ISSUED AND UNISSUED		Cancelled, Abated or Adjusted (1988)	
Other Welfare Services		School	5,096,369	Transfers to Foreclosed Property	
RECREATION and CONSERVATION		Self-liquidating	965,700	Balance December 31, 1988	6,470.56
Beaches and Boardwalks		Other	6,031,571	PROPERTY ACQUIRED BY DEED OR	
Parks, Playgrounds, Shade Trees		Total	12,093,640	FORECLOSURE	
Land Reclamation & Conservation				Balance January 1, 1988	69,300.00
Other Recreational Services	703,100.00	ISSUED AND OUTSTANDING		Transfers From Taxes or Liens	
EDUCATION (excluding schools)		School	5,096,369.60	Sale for Cash (1988)	
Libraries	444,001.00	Self-Liquidating	520,000.00	Cancelled, Abated or Adjusted (1988)	
Other Educational Services		Other	5,227,191.82	Balance December 31, 1988	69,300.00
STATUTORY EXPENDITURES		Total	10,843,561.42	CURRENT FINANCES DECEMBER 31, 1988	
Pensions & F. I. C. A.	1,130,950.00	EQUALIZED VALUATION BASIS		ASSETS	
Employee Fringe Benefits	372,000.00	FOR NET DEBT COMPUTATION	842,445,613	Cash Dec. 31, 1988	3,647,760.41
Other Statutory Expenditures		REAL PROPERTY VALUATIONS		Taxes Receivable	511,520.80
CETA And Other Public Employment Programs		Code Class # of Parcels % VAL'N		Tax Title Liens	6,470.56
MUNICIPAL FUNCTIONS TOTAL	10,232,581.12	1 Vacant Land 81 1.06		Foreclosed Property	69,300.00
CAPITAL IMPROVEMENTS *MEMO*	60,000.00	2 Residential 4097 34.27		Emergencies & Other Deferred Charges	159,056.99
DEBT SERVICE		3 Farm		State and Federal Aid Receivable	1,260.06
Principal Payments	622,728.00	4a Commercial 199 10.28	25,975,800.00	Other Receivables	67,671.08
Interest Payments	365,524.00	4b Industrial 17 .49	1,226,600.00	Total	4,463,039.90
		4c Apartments 23 3.90	9,852,900.00	LIABILITIES, RESERVES, AND SURPLUS	
		Total 4422	252,654,500.00	Cash Liabilities	1,468,140.10
DEFERRED CHARGES	57,000.00	Land Area 2.70 Sq. Miles		Reserves for Receivables	654,962.44
SCHOOL, COUNTY, SPECIAL DISTRICT TAXES	17,663,376.44	Net Valuation Taxable-Municipal	256,497,200	Surplus Dec. 31, 1988	2,339,937.36
RESERVE FOR UNCOLLECTED TAXES	1,256,308.62	Net Valuation Taxable-County	859,197,434	Total	4,463,039.90
EXPENDITURES TOTAL	30,197,518.18	State Equalized Valuation	1,037,689,790		
		State Equalization Ratio	24.44		

Population 1980 20,521
 Population 1988 20,570
 S & P Rating AA-
 Moody Rating AAA

General Tax Rate Per \$100.

2.25

State Equalized Tax Rate

1.87

SOUTH PLAINFIELD BORO.—MIDDLESEX CO.**Form of Government:****Borough Council****Number of Members on Governing Body — 6****PER CAPITA:**

Gross Debt 882.58
 Net Debt 623.56
 Debt Service 88.17
 Total Tax Levy 1,494.05
 Municipal Expenditures 596.38

PER CENT:

Gross Debt 1.31
 Net Debt .92
 Tax Levy Collected 97.62
 Tax Levy Cancelled, Abated or Adjusted .20

EXPENDITURES		REVENUES-REALIZED		1988 PROPERTY TAX	
GENERAL GOVERNMENT				STATE EQUALIZED TAX RATE → 1.15	
Governing Body & Public Boards		1988 Property Taxes Collected	30,052,976.52	Local District School Taxes	18,689,596.00
Municipal Clerk		1988 Payments in Lieu of Taxes		Regional & Consolidated School Tax	
Financial Administration	166,932.40	Delinquent Tax & Lien Collections	786,725.31	School Taxes in Municipal Budget	
Assessment of Taxes	93,455.00	Business Personalty Replacement Taxes	583,461.03	County Taxes	6,857,367.74
Collection of Taxes	94,399.00	Taxes from Public Utilities	1,355,271.00	County Library Taxes	
Planning, Housing & Development	26,510.00	Other Miscellaneous Tax Revenues		Local Municipal Purpose Taxes	4,821,000.00
Human Resources	40,047.50	State Aid Revenues	214,493.46	Veteran & Senior Citizen Taxes	242,100.00
Elections		Federal Aid Revenues		Total Taxes for Rate Computation	30,610,063.74
General Administration (other)	1,062,375.00	State and Local Fiscal Assistance Act Utilized		Special District Taxes	
JUDICIARY		Sale of Acquired Property		Bank Corp. Taxes	33,149.88
Municipal Courts	114,147.55	Other Miscellaneous Revenues		Added and Omitted Taxes	331,563.71
PUBLIC SAFETY		Total	36,737,021.16	Total Taxes Levied - ABSTRACT	30,732,677.33
Fire Protection	553,448.00	Prior Years Surplus Appropriated	772,000.00	Total Taxes Billed	30,786,203.72
Police Protection	2,597,667.75	REVENUES TOTAL	37,509,021.16	1988 TAXES COLLECTED	30,052,976.52
Civil Defense & Disaster Control	28,530.00	Reserve For Uncollected Taxes	1,209,250.00	1988 Taxes Cancelled, Abated or Adjusted	62,331.86
Environmental Inspection & Control	240,719.00	CAPITAL OUTLAY TOTAL	436,542.15	Transfer to Tax Title Liens or Foreclosed	192,505.50
Other Public Safety				Balance Outstanding Dec. 31, 1988	478,389.84
PUBLIC WORKS				PRIOR YEARS TAXES OUTSTANDING	
Streets and Drainage	1,150,731.00	Public Enterprises	247.37	Balance January 1, 1988	948,009.89
Sewers and Sewage Processing	262,000.00	Recreation—Culture	63,126.02	Collected in 1988	766,521.45
Garbage and Trash Disposal		Public Works	146,007.21	Cancelled, Abated or Adjusted 1988	129,382.24
Public Buildings and Grounds	372,360.00	Buildings and Grounds	225,604.48	Transfers to Tax Title Liens or Foreclosed	49,918.09
Other Public Works	65,000.00	Library and Education		Balance December 31, 1988	2,188.11
HEALTH and WELFARE		Conservation	1,557.07	TAX TITLE LIENS OUTSTANDING	
Health Services Except Environmental	182,397.00	All Other		Balance January 1, 1988	248,280.10
Welfare-Public Assistance	25,255.00	CAPITAL DEBT AUTHORIZED, DECEMBER 31, 1988		Transfer From Taxes	252,826.75
Hospitals, Clinics, First Aid		ISSUED AND UNISSUED		Redeemed in 1988	20,203.86
Animal, Insect, & Rodent Control	10,000.00	School	2,198,000	Cancelled, Abated or Adjusted (1988)	
Other Welfare Services		Self-liquidating	3,055,000	Transfers to Foreclosed Property	2,909.62
RECREATION and CONSERVATION		Other	12,901,750	Balance December 31, 1988	477,993.37
Beaches and Boardwalks		Total	13,154,750	PROPERTY ACQUIRED BY DEED OR FORECLOSURE	
Parks, Playgrounds, Shade Trees				Balance January 1, 1988	5,671,370.38
Land Reclamation & Conservation	39,392.07	ISSUED AND OUTSTANDING		Transfers From Taxes or Liens	2,909.62
Other Recreational Services	219,275.00	School	2,198,000.00	Sale for Cash (1988)	
EDUCATION (excluding schools)		Self-Liquidating	3,055,000.00	Cancelled, Abated or Adjusted (1988)	
Libraries	353,516.00	Other	9,393,000.00	Balance December 31, 1988	5,674,280.00
Other Educational Services		Total	14,646,000.00	CURRENT FINANCES DECEMBER 31, 1988	
STATUTORY EXPENDITURES		EQUALIZED VALUATION BASIS FOR NET DEBT COMPUTATION	1,388,703,292	ASSETS	
Pensions & F. I. C. A.	690,210.82	REAL PROPERTY VALUATIONS		Cash Dec. 31, 1988	3,527,745.92
Employee Fringe Benefits	527,522.00	Code Class # of Parcels % VAL'N		Taxes Receivable	480,577.95
Other Statutory Expenditures		1 Vacant Land 672 2.78	37,307,800.00	Tax Title Liens	477,993.37
CETA And Other Public Employment Programs		2 Residential 6403 52.57	705,923,300.00	Foreclosed Property	5,674,280.00
MUNICIPAL FUNCTIONS TOTAL	8,927,910.09	3 Farm 16 .01	181,300.00	Emergencies & Other Deferred Charges	52,000.00
CAPITAL IMPROVEMENTS *MEMO*	195,050.00	4a Commercial 211 10.41	139,789,800.00	State and Federal Aid Receivable	9,000.00
DEBT SERVICE		4b Industrial 278 34.23	459,687,700.00	Other Receivables	1,025,473.11
Principal Payments	1,140,000.00	4c Apartments		Total	11,247,070.35
Interest Payments	673,741.03	Total 7530	1,342,889,900.00	LIABILITIES, RESERVES, AND SURPLUS	
DEFERRED CHARGES	316,737.30	Land Area 8.20 Sq. Miles		Cash Liabilities	2,475,399.90
SCHOOL, COUNTY, SPECIAL DISTRICT TAXES	25,546,953.74	Net Valuation Taxable-Municipal	1,353,539,556	Reserves for Receivables	7,658,324.43
RESERVE FOR UNCOLLECTED TAXES	1,209,250.00	Net Valuation Taxable-County	1,712,165,769	Surplus Dec. 31, 1988	1,113,346.02
EXPENDITURES TOTAL	37,814,602.16	State Equalized Valuation	1,629,564,544	Total	11,247,070.35
		State Equalization Ratio	82.95		

1223

Population 1980 14,361

Population 1988 13,248

S & P Rating

Maady Rating

A

General Tax Rate Per \$100.

3.54

State Equalized Tax Rate

2.19

SOUTH RIVER BOROUGH – MIDDLESEX CO.**Form of Government:****Borough Council****Number of Members on Governing Body – 6**

PER CAPITA:

Gross Debt

517.39

Net Debt

296.16

Debt Service

44.16

Total Tax Levy

961.13

Municipal Expenditures

423.43

PER CENT:

Gross Debt

1.41

Net Debt

.81

Tax Levy Collected

93.14

Tax Levy Cancelled, Abated

or Adjusted

.05

EXPENDITURES		REVENUES-REALIZED		1988 PROPERTY TAX	
GENERAL GOVERNMENT				STATE EQUALIZED TAX RATE	
Governing Body & Public Boards	20,450.00	1988 Property Taxes Collected	12,503,643.39	Local District School Taxes	1.21 7,033,347.12
Municipal Clerk	51,210.00	1988 Payments in Lieu of Taxes		Regional & Consolidated School Tax	
Financial Administration	55,958.00	Delinquent Tax & Lien Collections	373,962.57	School Taxes in Municipal Budget	
Assessment of Taxes	42,538.00	Business Personalty Replacement Taxes	126,010.33	County Taxes	.39 2,234,900.64
Collection of Taxes	45,035.00	Taxes from Public Utilities	317,983.00	County Library Taxes	
Planning, Housing & Development	57,547.00	Other Miscellaneous Tax Revenues		Local Municipal Purpose Taxes	.59 3,403,213.13
Human Resources	117,709.00	State Aid Revenues	157,547.35	Veteran & Senior Citizen Taxes	230,650.00
Elections	7,470.00	Federal Aid Revenues		Total Taxes for Rate Computation	2.19 12,907,115.94
General Administration (other)	523,745.00	State and Local Fiscal Assistance Act Utilized	60,851.53	Special District Taxes	
JUDICIARY		Sale of Acquired Property		Bank Corp. Taxes	22,518.51
Municipal Courts	49,875.00	Other Miscellaneous Revenues	654,295.25	Added and Omitted Taxes	34,084.05
PUBLIC SAFETY		Total	14,199,299.02	Total Taxes Levied - ABSTRACT	12,733,053.50
Fire Protection	105,444.79	Prior Years Surplus Appropriated	750,000.00	Total Taxes Billed	12,740,737.12
Police Protection	1,193,300.17	REVENUES	14,949,299.02	1988 TAXES COLLECTED	12,503,643.39
Civil Defense & Disaster Control	3,500.00	Reserve For Uncollected Taxes	366,596.55	1988 Taxes Cancelled, Abated or Adjusted	5,766.66
Environmental Inspection & Control	62,216.00	CAPITAL OUTLAY	521,840.11	Transfer to Tax Title Liens or Foreclosed	5,530.74
Other Public Safety		TOTAL		Balance Outstanding Dec. 31, 1988	225,745.33
PUBLIC WORKS				PRIOR YEARS TAXES OUTSTANDING	
Streets and Drainage	341,430.00	Public Enterprises	40,545.22	Balance January 1, 1988	343,563.39
Sewers and Sewage Processing	35,560.79	Recreation—Culture	3,460.00	Collected in 1988	347,313.77
Garbage and Trash Disposal	1,099,378.00	Public Works	463,147.22	Cancelled, Abated or Adjusted 1988	
Public Buildings and Grounds	56,525.00	Buildings and Grounds	14,637.67	Transfers to Tax Title Liens or Foreclosed	
Other Public Works	39,530.00	Library and Education		Balance December 31, 1988	354.62
HEALTH and WELFARE		Conservation		TAX TITLE LIENS OUTSTANDING	
Health Services Except Environmental	55,911.00	All Other		Balance January 1, 1988	28,353.79
Welfare-Public Assistance	5,700.00	CAPITAL DEBT AUTHORIZED, DECEMBER 31, 1988		Transfer From Taxes	5,530.74
Hospitals, Clinics, First Aid		ISSUED AND UNISSUED		Redeemed in 1988	31,143.80
Animal, Insect, & Radent Control	1,000.00	School		Cancelled, Abated or Adjusted (1988)	
Other Welfare Services		Self-liquidating	2,930,000	Transfers to Foreclosed Property	
RECREATION and CONSERVATION		Other	3,924,373	Balance December 31, 1988	3,235.73
Beaches and Boardwalks		Total	6,854,373	PROPERTY ACQUIRED BY DEED OR FORECLOSURE	
Parks, Playgrounds, Shade Trees	67,900.00	ISSUED AND OUTSTANDING		Balance January 1, 1988	96,720.00
Land Reclamation & Conservation	5,600.00	School		Transfers From Taxes or Liens	
Other Recreational Services	45,800.00	Self-Liquidating	2,771,000.00	Sale for Cash (1988)	
EDUCATION (excluding schools)		Other	3,345,500.00	Cancelled, Abated or Adjusted (1988)	
Libraries	163,000.00	Total	6,136,500.00	Balance December 31, 1988	96,720.00
Other Educational Services		EQUALIZED VALUATION BASIS		CURRENT FINANCES DECEMBER 31, 1988	
STATUTORY EXPENDITURES		FOR NET DEBT COMPUTATION	437,362,950	ASSETS	
Pensions & F. I. C. A.	369,335.34	REAL PROPERTY VALUATIONS		Cash Dec. 31, 1988	1,240,339.27
Employee Fringe Benefits		Code Class # of Parcels % VAL'N		Taxes Receivable	225,600.95
Other Statutory Expenditures	2,000.00	1 Vacant Land 330 1.72		Tax Title Liens	3,235.73
CETA And Other Public Employment Programs		2 Residential 3933 34.37		Foreclosed Property	96,720.00
MUNICIPAL FUNCTIONS		3 Farm 1		Emergencies & Other Deferred Charges	56,629.00
CAPITAL IMPROVEMENTS	27,600.00	4a Commercial 242 8.06		State and Federal Aid Receivable	10,082.31
DEBT SERVICE		4b Industrial 33 1.90		Other Receivables	44,479.43
Principal Payments	275,000.00	4c Apartments 9 3.45		Total	1,673,196.74
Interest Payments	310,000.56	Total 4553		LIABILITIES, RESERVES, AND SURPLUS	
DEFERRED CHARGES		Land Area 2.20 Sq. Miles		Cash Liabilities	443,623.66
SCHOOL, COUNTY, SPECIAL DISTRICT TAXES	9,273,247.76	Net Valuation Taxable-Municipal	353,945,002	Reserves for Receivables	371,086.16
RESERVE FOR UNCOLLECTED TAXES	366,576.55	Net Valuation Taxable-County	553,427,521	Surplus Dec. 31, 1988	353,431.92
EXPENDITURES		State Equalized Valuation	573,665,725	Total	1,673,196.74
TOTAL	14,949,742.64	State Equalization Ratio	61.95		

1529
 Population 1980 3,954
 Population 1988 3,351
 S & P Rating
 Moody Rating

General Tax Rate Per \$100. 1.95
 State Equalized Tax Rate 1.96

SOUTH TOMS RIVER BORO. - OCEAN CO.
Form of Government:
Borough Council
Number of Members on Governing Body - 6

PER CAPITA:
 Gross Debt 137.59
 Net Debt 49.58
 Debt Service 6.00
 Total Tax Levy 466.10
 Municipal Expenditures 264.85

PER CENT:
 Gross Debt .70
 Net Debt .25
 Tax Levy Collected 94.33
 Tax Levy Cancelled, Abated or Adjusted

EXPENDITURES		REVENUES-REALIZED		1988 PROPERTY TAX	
GENERAL GOVERNMENT				STATE EQUALIZED TAX RATE →	
Governing Body & Public Boards	53,991.90	1988 Property Taxes Collected	1,691,835.75	Local District School Taxes	
Municipal Clerk	24,350.00	1988 Payments in Lieu of Taxes		Regional & Consolidated School Tax	
Financial Administration	3,100.00	Delinquent Tax & Lien Collections	101,129.68	School Taxes in Municipal Budget	1.06 973,425.24
Assessment of Taxes	21,400.00	Business Personalty Replacement Taxes	19,093.40	County Taxes	.35 * 316,582.64
Planning, Housing & Development	11,000.00	Taxes from Public Utilities	176,156.00	County Library Taxes	.02 20,601.71
Human Resources	21,854.99	Other Miscellaneous Tax Revenues		Local Municipal Purpose Taxes	.53 481,468.22
Elections		State Aid Revenues	77,761.56	Veteran & Senior Citizen Taxes	33,850.00
General Administration (other)	152,451.00	Federal Aid Revenues		Total Taxes for Rate Computation	1.96 1,825,927.81
JUDICIARY		State and Local Fiscal Assistance Act Utilized		Special District Taxes	
Municipal Courts	9,100.00	Sale of Acquired Property		Bank Corp. Taxes	1,368.87
PUBLIC SAFETY		Other Miscellaneous Revenues	143,140.55	Added and Omitted Taxes	1,519.97
Fire Protection	21,357.32	Total	2,209,116.94	Total Taxes Levied - ABSTRACT	1,794,966.65
Police Protection	193,703.78	Prior Years Surplus Appropriated	105,000.00	Total Taxes Billed	1,793,597.78
Civil Defense & Disaster Control	300.00	REVENUES TOTAL	2,314,116.94	1988 TAXES COLLECTED	1,691,835.75
Environmental Inspection & Control	1,857.00	Reserve For Uncollected Taxes	147,000.00	1988 Taxes Cancelled, Abated or Adjusted	
Other Public Safety		CAPITAL OUTLAY TOTAL	58,272.37	Transfer to Tax Title Liens or Foreclosed	
PUBLIC WORKS				Balance Outstanding Dec. 31, 1988	101,762.03
Streets and Drainage	75,378.00	Public Enterprises		PRIOR YEARS TAXES OUTSTANDING	
Sewers and Sewage Processing	1,200.00	Recreation—Culture		Balance January 1, 1988	111,082.79
Garbage and Trash Disposal	130,900.00	Public Works	45,325.80	Collected in 1988	92,498.86
Public Buildings and Grounds	9,300.00	Buildings and Grounds	5,836.57	Cancelled, Abated or Adjusted 1988	
Other Public Works	13,400.00	Library and Education		Transfers to Tax Title Liens or Foreclosed	
HEALTH and WELFARE		Conservation	7,110.00	Balance December 31, 1988	18,583.93
Health Services Except Environmental	28,260.00	All Other		TAX TITLE LIENS OUTSTANDING	
Welfare-Public Assistance	3,326.00			Balance January 1, 1988	35,732.70
Hospitals, Clinics, First Aid		CAPITAL DEBT AUTHORIZED, DECEMBER 31, 1988		Transfer From Taxes	
Animal, Insect, & Rodent Control		ISSUED AND UNISSUED GROSS DEBT NET DEBT		Redeemed in 1988	8,630.82
Other Welfare Services		School 338,922		Cancelled, Abated or Adjusted (1988)	
RECREATION and CONSERVATION		Self-Liquidating		Transfers to Foreclosed Property	
Beaches and Boardwalks		Other 190,920	190,920	Balance December 31, 1988	27,101.88
Parks, Playgrounds, Shade Trees		Total 529,842	190,920	PROPERTY ACQUIRED BY DEED OR FORECLOSURE	
Land Reclamation & Conservation				Balance January 1, 1988	617,400.00
Other Recreational Services	150.00	ISSUED AND OUTSTANDING		Transfers From Taxes or Liens	
EDUCATION (excluding schools)		School 338,922.39		Sale for Cash (1988)	
Libraries		Self-Liquidating		Cancelled, Abated or Adjusted (1988)	
Other Educational Services		Other 143,920.00	432,842.39	Balance December 31, 1988	617,400.00
STATUTORY EXPENDITURES		Total 432,842.39		CURRENT FINANCES DECEMBER 31, 1988	
Pensions & F. I. C. A.	43,709.96	EQUALIZED VALUATION BASIS FOR NET DEBT COMPUTATION	75,621,357	ASSETS	
Employee Fringe Benefits		REAL PROPERTY VALUATIONS		Cash Dec. 31, 1988	374,123.27
Other Statutory Expenditures	6,300.00	Code Class # of Parcels % VAL'N ASSESSED VALUATION		Taxes Receivable	120,345.96
CETA And Other Public Employment Programs		1 Vacant Land 91 2.77 2,532,500.00		Tax Title Liens	27,101.88
MUNICIPAL FUNCTIONS TOTAL	831,910.01	2 Residential 1061 31.77 74,777,400.00		Foreclosed Property	617,400.00
CAPITAL IMPROVEMENTS *MEMO*		3 Farm 13,412,400.00		Emergencies & Other Deferred Charges	47,300.00
DEBT SERVICE		4a Commercial 46 14.67 725,300.00		State and Federal Aid Receivable	9,673.00
Principal Payments	18,260.00	4b Industrial 2 .79		Other Receivables	4,987.22
Interest Payments	4,355.51	4c Apartments		Total	1,200,931.33
		Total 1200 91,447,600.00		LIABILITIES, RESERVES, AND SURPLUS	
DEFERRED CHARGES	17,916.75	Land Area 1.20 Sq. Miles		Cash Liabilities	195,875.34
SCHOOL, COUNTY, SPECIAL DISTRICT TAXES	1,310,609.59	Net Valuation Taxable-Municipal	92,054,330	Reserves for Receivables	769,835.06
RESERVE FOR UNCOLLECTED TAXES	147,000.00	Net Valuation Taxable-County	73,938,844	Surplus Dec. 31, 1988	235,220.93
EXPENDITURES TOTAL	2,330,551.36	State Equalized Valuation	91,490,848	Total	1,200,931.33
		State Equalization Ratio	100.62		

0333

Population 1980 8,808
 Population 1988 9,384
 S & P Rating
 Moody Rating

General Tax Rate Per \$100. 1.56
 State Equalized Tax Rate 1.57

SOUTHAMPTON TWP. - BURLINGTON CO.
Form of Government:
Township Committee
Number of Members on Governing Body - 5

PER CAPITA:
 Gross Debt 217.73
 Net Debt 9.59
 Debt Service .72
 Total Tax Levy 685.44
 Municipal Expenditures 220.67

PER CENT:
 Gross Debt .61
 Net Debt .03
 Tax Levy Collected 95.35
 Tax Levy Cancelled, Abated or Adjusted .47

EXPENDITURES		REVENUES-REALIZED		1988 PROPERTY TAX	
GENERAL GOVERNMENT		1988 Property Taxes Collected		STATE EQUALIZED TAX RATE	
Governing Body & Public Boards			6,113,756.00	Local District School Taxes	.69
Municipal Clerk		1988 Payments in Lieu of Taxes		Regional & Consolidated School Tax	.33
Financial Administration	22,375.00	Delinquent Tax & Lien Collections	234,026.00	School Taxes in Municipal Budget	
Assessment of Taxes	50,500.00	Business Personalty Replacement Taxes	40,674.00	County Taxes	.52
Collection of Taxes	36,100.00	Taxes from Public Utilities	780,980.00	County Library Taxes	.03
Planning, Housing & Development	18,000.00	Other Miscellaneous Tax Revenues		Local Municipal Purpose Taxes	
Human Resources		State Aid Revenues	49,343.00	Veteran & Senior Citizen Taxes	
Elections	3,213.00	Federal Aid Revenues		Total Taxes for Rate Computation	1.57
General Administration (other)	382,675.00	State and Local Fiscal Assistance Act Utilized		Special District Taxes	
JUDICIARY		Sale of Acquired Property	591,701.00	Bank Corp. Taxes	21,608.00
Municipal Courts	59,741.00	Other Miscellaneous Revenues	7,810,480.00	Added and Omitted Taxes	179,335.00
PUBLIC SAFETY		Total	7,810,480.00	Total Taxes Levied - ABSTRACT	6,432,207.57
Fire Protection	87,861.00	Prior Years Surplus Appropriated	971,000.00	Total Taxes Billed	6,412,202.00
Police Protection	30,000.00	REVENUES TOTAL	8,781,480.00	1988 TAXES COLLECTED	6,113,756.00
Civil Defense & Disaster Control	1,748.00	Reserve For Uncollected Taxes	349,233.00	1988 Taxes Cancelled, Abated or Adjusted	30,211.00
Environmental Inspection & Control	61,128.00	CAPITAL OUTLAY TOTAL		Transfer to Tax Title Liens or Foreclosed	9,248.00
Other Public Safety		Public Enterprises		Balance Outstanding Dec. 31, 1988	253,937.00
PUBLIC WORKS		Recreation—Culture		PRIOR YEARS TAXES OUTSTANDING	
Streets and Drainage	444,137.00	Public Works		Balance January 1, 1988	239,522.00
Sewers and Sewage Processing		Buildings and Grounds		Collected in 1988	234,026.00
Garbage and Trash Disposal	207,000.00	Library and Education		Cancelled, Abated or Adjusted 1988	4,377.00
Public Buildings and Grounds	32,500.00	Conservation		Transfers to Tax Title Liens or Foreclosed	119.00
Other Public Works		All Other		Balance December 31, 1988	
HEALTH and WELFARE		CAPITAL DEBT AUTHORIZED, DECEMBER 31, 1988		TAX TITLE LIENS OUTSTANDING	
Health Services Except Environmental	9,000.00	ISSUED AND UNISSUED	GROSS DEBT	Balance January 1, 1988	74,597.00
Welfare-Public Assistance	5,800.00	School	1,953,205	Transfer From Taxes	9,421.00
Hospitals, Clinics, First Aid		Self-liquidating		Redeemed in 1988	
Animal, Insect, & Rodent Control	15,500.00	Other	90,000	Cancelled, Abated or Adjusted (1988)	
Other Welfare Services		Total	2,043,205	Transfers to Foreclosed Property	
RECREATION and CONSERVATION		ISSUED AND OUTSTANDING		Balance December 31, 1988	84,018.00
Beaches and Boardwalks		School		PROPERTY ACQUIRED BY DEED OR FORECLOSURE	
Parks, Playgrounds, Shade Trees	14,260.00	Self-Liquidating		Balance January 1, 1988	22,900.00
Land Reclamation & Conservation	700.00	Other		Transfers From Taxes or Liens	
Other Recreational Services	27,000.00	Total		Sale for Cash (1988)	
EDUCATION (excluding schools)		EQUALIZED VALUATION BASIS		Cancelled, Abated or Adjusted (1988)	
Libraries	25,000.00	FOR NET DEBT COMPUTATION	334,984,737	Balance December 31, 1988	22,900.00
Other Educational Services		REAL PROPERTY VALUATIONS		CURRENT FINANCES DECEMBER 31, 1988	
STATUTORY EXPENDITURES		Code Class # of Parcels % VAL'N		ASSETS	
Pensions & F. I. C. A.	94,000.00	1 Vacant Land 691 3.28	12,897,500.00	Cash Dec. 31, 1988	1,924,637.00
Employee Fringe Benefits	80,000.00	2 Residential 3603 85.02	334,657,400.00	Taxes Receivable	258,987.00
Other Statutory Expenditures	4,000.00	3 Farm 472 4.85	19,037,850.00	Tax Title Liens	84,018.00
CETA And Other Public Employment Programs		4a Commercial 123 5.03	19,818,400.00	Foreclosed Property	22,900.00
MUNICIPAL FUNCTIONS TOTAL		4b Industrial 23 1.82	7,154,750.00	Emergencies & Other Deferred Charges	12,148.00
CAPITAL IMPROVEMENTS *MEMO*		4c Apartments		State and Federal Aid Receivable	23,080.00
DEBT SERVICE		Total	4912	Other Receivables	64,436.00
Principal Payments	6,799.00	Land Area 43.31 Sq. Miles		Total	2,390,206.00
Interest Payments		Net Valuation Taxable-Municipal	398,520,936	LIABILITIES, RESERVES, AND SURPLUS	
DEFERRED CHARGES		Net Valuation Taxable-County	350,682,596	Cash Liabilities	989,948.00
SCHOOL, COUNTY, SPECIAL DISTRICT TAXES	6,231,264.57	State Equalized Valuation	395,358,265	Reserves for Receivables	430,341.00
RESERVE FOR UNCOLLECTED TAXES	349,233.00	State Equalization Ratio	100.81	Surplus Dec. 31, 1988	969,917.00
EXPENDITURES TOTAL	8,302,046.57			Total	2,390,206.00

1713
 Population 1980 13,333
 Population 1988 14,554
 S & P Rating A+
 Moody Rating A
 General Tax Rate Per \$100 2.35
 State Equalized Tax Rate 1.81

SPARTA TOWNSHIP - SUSSEX COUNTY
Form of Government:
Council-Manager Plan B (OMCL 50)
Number of Members on Governing Body - 5

PER CAPITA:
 Gross Debt 525.13
 Net Debt 238.81
 Debt Service 60.86
 Total Tax Levy 1,463.99
 Municipal Expenditures 537.84
 PER CENT:
 Gross Debt .81
 Net Debt .37
 Tax Levy Collected 95.84
 Tax Levy Cancelled, Abated or Adjusted .42

EXPENDITURES		REVENUES-REALIZED		1988 PROPERTY TAX	
GENERAL GOVERNMENT				STATE EQUALIZED TAX RATE	
Governing Body & Public Boards	21,150.00	1988 Property Taxes Collected		Local District School Taxes	11,725,824.00
Municipal Clerk	63,600.00	1988 Payments in Lieu of Taxes		Regional & Consolidated School Tax	
Financial Administration		Delinquent Tax & Lien Collections		School Taxes in Municipal Budget	
Assessment of Taxes	80,230.00	Business Personalty Replacement Taxes		County Taxes	5,150,057.08
Collection of Taxes	169,930.00	Taxes from Public Utilities		County Library Taxes	
Planning, Housing & Development	102,430.00	Other Miscellaneous Tax Revenues		Local Municipal Purpose Taxes	4,059,121.42
Human Resources	66,910.72	State Aid Revenues		Veteran & Senior Citizen Taxes	66,850.00
Elections	14,425.00	Federal Aid Revenues		Total Taxes for Rate Computation	21,001,852.50
General Administration (other)	446,855.00	State and Local Fiscal Assistance Act Utilized		Special District Taxes	
JUDICIARY		Sale of Acquired Property		Bank Corp. Taxes	48,939.59
Municipal Courts	99,928.47	Other Miscellaneous Revenues		Added and Omitted Taxes	323,028.01
PUBLIC SAFETY		Total		Total Taxes Levied - ABSTRACT	21,306,970.10
Fire Protection	84,932.24	Prior Years Surplus Appropriated		Total Taxes Billed	21,265,735.65
Police Protection	1,559,220.63	REVENUES		1988 TAXES COLLECTED	20,380,653.50
Civil Defense & Disaster Control	100.00	Reserve For Uncollected Taxes		1988 Taxes Cancelled, Abated or Adjusted	89,831.08
Environmental Inspection & Control	152,336.00	CAPITAL OUTLAY		Transfer to Tax Title Liens or Foreclosed	19,737.00
Other Public Safety		TOTAL		Balance Outstanding Dec. 31, 1988	775,514.07
PUBLIC WORKS				PRIOR YEARS TAXES OUTSTANDING	
Streets and Drainage	919,920.00	Public Enterprises		Balance January 1, 1988	979,017.81
Sewers and Sewage Processing		Recreation—Culture		Collected in 1988	924,173.35
Garbage and Trash Disposal		Public Works		Cancelled, Abated or Adjusted 1988	39,724.32
Public Buildings and Grounds	56,175.00	Buildings and Grounds		Transfers to Tax Title Liens or Foreclosed	8,049.57
Other Public Works		Library and Education		Balance December 31, 1988	7,070.57
HEALTH and WELFARE		Conservation		TAX TITLE LIENS OUTSTANDING	
Health Services Except Environmental	215,840.00	All Other		Balance January 1, 1988	58,494.47
Welfare-Public Assistance	3,500.00	CAPITAL DEBT AUTHORIZED, DECEMBER 31, 1988		Transfer From Taxes	28,930.38
Hospitals, Clinics, First Aid		ISSUED AND UNISSUED		Redeemed in 1988	3,213.58
Animal, Insect, & Rodent Control	6,000.00	GROSS DEBT		Cancelled, Abated or Adjusted (1988)	
Other Welfare Services		NET DEBT		Transfers to Foreclosed Property	
RECREATION and CONSERVATION				Balance December 31, 1988	84,211.27
Beaches and Boardwalks		SCHOOL		PROPERTY ACQUIRED BY DEED OR FORECLOSURE	
Parks, Playgrounds, Shade Trees	3,000.00	Self-Liquidating		Balance January 1, 1988	236,305.00
Land Reclamation & Conservation	103,735.00	Other		Transfers From Taxes or Liens	
Other Recreational Services	173,550.00	Total		Sale for Cash (1988)	
EDUCATION (excluding schools)				Cancelled, Abated or Adjusted (1988)	
Libraries	292,634.00	ISSUED AND OUTSTANDING		Balance December 31, 1988	236,305.00
Other Educational Services		SCHOOL		CURRENT FINANCES DECEMBER 31, 1988	
STATUTORY EXPENDITURES		Self-Liquidating		ASSETS	
Pensions & F. I. C. A.	436,967.19	Other		Cash Dec. 31, 1988	2,304,417.87
Employee Fringe Benefits	324,000.00	Total		Taxes Receivable	782,584.64
Other Statutory Expenditures	100.00	EQUALIZED VALUATION BASIS		Tax Title Liens	84,211.27
CETA And Other Public Employment Programs		FOR NET DEBT COMPUTATION		Foreclosed Property	236,305.00
MUNICIPAL FUNCTIONS		REAL PROPERTY VALUATIONS		Emergencies & Other Deferred Charges	137,200.00
CAPITAL IMPROVEMENTS				State and Federal Aid Receivable	10,780.00
DEBT SERVICE				Other Receivables	15,189.02
Principal Payments	676,531.48	Code Class # of Parcels % VAL'N		Total	3,570,687.80
Interest Payments	209,135.41	ASSESSED VALUATION		LIABILITIES, RESERVES, AND SURPLUS	
		1 Vacant Land 1499 7.11		Cash Liabilities	923,144.97
DEFERRED CHARGES		2 Residential 5089 83.61		Reserves for Receivables	1,118,289.93
SCHOOL, COUNTY, SPECIAL DISTRICT TAXES	130,066.61	3 Farm 243 1.37		Surplus Dec. 31, 1988	1,529,252.90
RESERVE FOR UNCOLLECTED TAXES	16,875,831.08	4a Commercial 167 5.95		Total	3,570,687.80
EXPENDITURES	1,363,527.19	4b Industrial 26 1.83			
	24,703,661.02	4c Apartments 2 .13			
		Total 7026			
		Land Area 38.50 Sq. Miles			
		Net Valuation Taxable-Municipal			
		Net Valuation Taxable-County			
		State Equalized Valuation			
		State Equalization Ratio			

1224
Population 1980 7,840
Population 1988 3,579
S & P Rating
Moody Rating A

General Tax Rate Per \$100. 3.41
State Equalized Tax Rate 1.83

SPOTSWOOD BOROUGH — MIDDLESEX CO.
Form of Government:
Mayor—Council Plan B (OMCL 50)
Number of Members on Governing Body — 5

PER CAPITA:
Gross Debt 865.78
Net Debt 244.19
Debt Service 26.15
Total Tax Levy 734.99
Municipal Expenditures 373.03
PER CENT:
Gross Debt 2.77
Net Debt .73
Tax Levy Collected 96.82
Tax Levy Cancelled, Abated or Adjusted .02

EXPENDITURES		REVENUES-REALIZED		1988 PROPERTY TAX	
GENERAL GOVERNMENT				STATE EQUALIZED TAX RATE \rightarrow 1.05	
Governing Body & Public Boards	20,300.00	1988 Property Taxes Collected	5,206,593.73	Local District School Taxes	3,515,539.00
Municipal Clerk	43,765.00	1988 Payments in Lieu of Taxes		Regional & Consolidated School Tax	
Financial Administration	123,269.00	Delinquent Tax & Lien Collections	156,957.65	School Taxes in Municipal Budget	
Assessment of Taxes	10,325.00	Business Personality Replacement Taxes	236,686.34	County Taxes	1,308,281.91
Collection of Taxes		Taxes from Public Utilities	426,397.00	County Library Taxes	
Planning, Housing & Development	9,733.00	Other Miscellaneous Tax Revenues		Local Municipal Purpose Taxes	1,467,542.11
Human Resources	56,713.51	State Aid Revenues	113,451.51	Veteran & Senior Citizen Taxes	62,900.00
Elections	13,538.00	Federal Aid Revenues		Total Taxes for Rate Computation	6,354,263.02
General Administration (other)	307,527.00	State and Local Fiscal Assistance Act Utilized		Special District Taxes	
JUDICIARY		Sale of Acquired Property		Bank Corp. Taxes	13,221.09
Municipal Courts	54,125.00	Other Miscellaneous Revenues	539,147.03	Added and Omitted Taxes	
PUBLIC SAFETY		Total	7,729,733.31	Total Taxes Levied - ABSTRACT	6,304,584.11
Fire Protection	46,974.00	Prior Years Surplus Appropriated	198,000.00	Total Taxes Billed	6,410,183.30
Police Protection	937,935.00	REVENUES TOTAL	7,927,733.31	1988 TAXES COLLECTED	6,206,593.73
Civil Defense & Disaster Control	1,200.00	Reserve For Uncollected Taxes	171,730.65	1988 Taxes Cancelled, Abated or Adjusted	1,476.53
Environmental Inspection & Control	73,823.00	CAPITAL OUTLAY TOTAL	566,029.05	Transfer to Tax Title Liens or Foreclosed	7,774.30
Other Public Safety		Public Enterprises	66,442.01	Balance Outstanding Dec. 31, 1988	194,343.19
PUBLIC WORKS		Recreation—Culture	938.84	PRIOR YEARS TAXES OUTSTANDING	
Streets and Drainage	296,513.00	Public Works	229,916.04	Balance January 1, 1988	156,533.79
Sewers and Sewage Processing		Buildings and Grounds	268,382.16	Collected in 1988	156,957.65
Garbage and Trash Disposal	290,634.00	Library and Education		Cancelled, Abated or Adjusted 1988	
Public Buildings and Grounds	50,600.00	Conservation		Transfers to Tax Title Liens or Foreclosed	
Other Public Works		All Other		Balance December 31, 1988	1,576.14
HEALTH and WELFARE		CAPITAL DEBT AUTHORIZED, DECEMBER 31, 1988		TAX TITLE LIENS OUTSTANDING	
Health Services Except Environmental	15,209.00	ISSUED AND UNISSUED		Balance January 1, 1988	46,337.37
Welfare-Public Assistance	4,106.00	School	4,253,000.00	Transfer From Taxes	7,774.30
Hospitals, Clinics, First Aid		Self-liquidating	1,140,000.00	Redeemed in 1988	
Animal, Insect, & Rodent Control	9,950.00	Other	2,034,500.00	Cancelled, Abated or Adjusted (1988)	
Other Welfare Services		Total	7,427,500.00	Transfers to Foreclosed Property	
RECREATION and CONSERVATION		ISSUED AND OUTSTANDING		Balance December 31, 1988	54,112.17
Beaches and Boardwalks		School	4,253,000.00	PROPERTY ACQUIRED BY DEED OR FORECLOSURE	
Parks, Playgrounds, Shade Trees		Self-liquidating	1,036,000.00	Balance January 1, 1988	93,300.00
Land Reclamation & Conservation	6,500.00	Other	1,234,500.00	Transfers From Taxes or Liens	
Other Recreational Services	23,630.00	Total	6,523,500.00	Sale for Cash (1988)	
EDUCATION (excluding schools)		EQUALIZED VALUATION BASIS		Cancelled, Abated or Adjusted (1988)	20,150.00
Libraries	95,673.00	FOR NET DEBT COMPUTATION	263,142,639	Balance December 31, 1988	73,650.00
Other Educational Services		REAL PROPERTY VALUATIONS		CURRENT FINANCES DECEMBER 31, 1988	
STATUTORY EXPENDITURES		Code Class # of Parcels % VAL'N	ASSESSED VALUATION	ASSETS	
Pensions & F. I. C. A.	231,203.76	1 Vacant Land 475 2.32	4,236,700.00	Cash Dec. 31, 1988	531,537.29
Employee Fringe Benefits		2 Residential 2063 31.09	148,402,000.00	Taxes Receivable	195,919.33
Other Statutory Expenditures	5,000.00	3 Farm 2 .05	93,300.00	Tax Title Liens	54,112.17
CETA And Other Public Employment Programs		4a Commercial 54 6.69	12,242,900.00	Foreclosed Property	73,550.00
MUNICIPAL FUNCTIONS TOTAL	2,740,396.27	4b Industrial 7 6.50	11,836,000.00	Emergencies & Other Deferred Charges	36,256.49
CAPITAL IMPROVEMENTS *MEMO*	10,000.00	4c Apartments 5 3.35	6,139,300.00	State and Federal Aid Receivable	
DEBT SERVICE		Total 2606	183,000,700.00	Other Receivables	1,398.01
Principal Payments	167,000.00	Land Area 2.15 Sq. Miles		Total	944,973.29
Interest Payments	57,299.46	Net Valuation Taxable-Municipal	134,943,362	LIABILITIES, RESERVES, AND SURPLUS	
DEFERRED CHARGES	63,774.50	Net Valuation Taxable-County	325,353,090	Cash Liabilities	384,423.16
SCHOOL, COUNTY, SPECIAL DISTRICT TAXES	4,823,320.91	State Equalized Valuation	334,504,326	Reserves for Receivables	325,079.51
RESERVE FOR UNCOLLECTED TAXES	171,730.65	State Equalization Ratio	55.06	Surplus Dec. 31, 1988	235,470.62
EXPENDITURES TOTAL	3,024,021.79			Total	944,973.29

Population 1980 4,215
 Population 1988 4,360
 S & P Rating
 Moody Rating

General Tax Rate Per \$100. 2.20
 State Equalized Tax Rate .91

SPRING LAKE BOROUGH – MONMOUTH CO.

Form of Government:

Borough Council

Number of Members on Governing Body – 6

PER CAPITA:

Gross Debt 1,511.54
 Net Debt 1,298.17
 Debt Service 79.18
 Total Tax Levy 1,430.45
 Municipal Expenditures 902.45

PER CENT:

Gross Debt 1.23
 Net Debt 1.06
 Tax Levy Collected 96.02
 Tax Levy Cancelled, Abated or Adjusted .05

EXPENDITURES		REVENUES-REALIZED		1988 PROPERTY TAX	
GENERAL GOVERNMENT				STATE EQUALIZED TAX RATE → .25	
Governing Body & Public Boards				Local District School Taxes	1,706,743.00
Municipal Clerk				Regional & Consolidated School Tax	
Financial Administration	15,500.00	1988 Property Taxes Collected 5,979,572.08		School Taxes in Municipal Budget	
Assessment of Taxes	10,235.00	1988 Payments in Lieu of Taxes		County Taxes	2,265,347.59
Collection of Taxes	36,407.00	Delinquent Tax & Lien Collections 136,030.49		County Library Taxes	
Planning, Housing & Development	43,933.00	Business Personalty Replacement Taxes 26,136.64		Local Municipal Purpose Taxes	2,225,000.00
Human Resources	16,551.78	Taxes from Public Utilities 273,417.00		Veteran & Senior Citizen Taxes	30,000.00
Elections		Other Miscellaneous Tax Revenues		Total Taxes for Rate Computation	6,227,090.59
General Administration (other)	539,698.32	State Aid Revenues 65,314.12		Special District Taxes	
JUDICIARY		Federal Aid Revenues		Bank Corp. Taxes	9,667.49
Municipal Courts	25,504.92	State and Local Fiscal Assistance Act Utilized 422.00		Added and Omitted Taxes	30,025.38
PUBLIC SAFETY		Sole of Acquired Property		Total Taxes Levied - ABSTRACT	6,236,783.46
Fire Protection	34,824.48	Other Miscellaneous Revenues		Total Taxes Billed	6,227,115.97
Police Protection	633,346.00	Total 7,689,458.94		1988 TAXES COLLECTED	5,979,572.08
Civil Defense & Disaster Control	235.00	Prior Years Surplus Appropriated 285,286.00		1988 Taxes Cancelled, Abated or Adjusted	3,184.89
Environmental Inspection & Control	39,762.00	REVENUES TOTAL 7,974,744.94		Transfer to Tax Title Liens or Foreclosed	1,283.05
Other Public Safety		Reserve For Uncollected Taxes 227,603.14		Balance Outstanding Dec. 31, 1988	243,075.95
PUBLIC WORKS		CAPITAL OUTLAY TOTAL 760,856.96		PRIOR YEARS TAXES OUTSTANDING	
Streets and Drainage	296,938.00	Public Enterprises 17,784.68		Balance January 1, 1988	139,662.04
Sewers and Sewage Processing		Recreation—Culture 133,426.15		Collected in 1988	136,065.26
Garbage and Trash Disposal	422,157.00	Public Works 536,923.96		Cancelled, Abated or Adjusted 1988	3,596.78
Public Buildings and Grounds	119,756.00	Buildings and Grounds 72,722.17		Transfers to Tax Title Liens or Foreclosed	
Other Public Works		Library and Education		Balance December 31, 1988	
HEALTH and WELFARE		Conservation		TAX TITLE LIENS OUTSTANDING	
Health Services Except Environmental	14,457.00	All Other		Balance January 1, 1988	6,344.36
Welfare Public Assistance	5,151.00	CAPITAL DEBT AUTHORIZED, DECEMBER 31, 1988		Transfer From Taxes	1,283.05
Hospitals, Clinics, First Aid		ISSUED AND UNISSUED GROSS DEBT NET DEBT		Redeemed in 1988	
Animal, Insect, & Rodent Control	1,000.00	School 789,679		Cancelled, Abated or Adjusted (1988)	
Other Welfare Services		Self-liquidating 5,800,639		Transfers to Foreclosed Property	
RECREATION and CONSERVATION		Other 5,660,013		Balance December 31, 1988	7,627.41
Beaches and Boardwalks	390,871.00	Total 6,590,319		PROPERTY ACQUIRED BY DEED OR FORECLOSURE	
Parks, Playgrounds, Shade Trees	123,258.00	ISSUED AND OUTSTANDING		Balance January 1, 1988	56,400.00
Land Reclamation & Conservation		School		Transfers From Taxes or Liens	
Other Recreational Services	50,371.00	Self-liquidating 263,000.00		Sole for Cash (1988)	
EDUCATION (excluding schools)		Other 2,673,180.74		Cancelled, Abated or Adjusted (1988)	
Libraries	72,928.00	Total 2,936,180.74		Balance December 31, 1988	56,400.00
Other Educational Services		EQUALIZED VALUATION BASIS		CURRENT FINANCES DECEMBER 31, 1988	
STATUTORY EXPENDITURES		FOR NET DEBT COMPUTATION		ASSETS	
Pensions & F. I. C. A.	247,806.65	REAL PROPERTY VALUATIONS		Cash Dec. 31, 1988	982,353.03
Employee Fringe Benefits	146,157.13	Code Class # of Parcels % VAL'N ASSESSED VALUATION		Taxes Receivable	243,075.95
Other Statutory Expenditures		1 Vacant Land 94 2.16 6,047,700.00		Tax Title Liens	7,627.41
CETA And Other Public Employment Programs		2 Residential 1591 38.72 243,486,200.00		Foreclosed Property	56,400.00
MUNICIPAL FUNCTIONS TOTAL 3,302,033.33		3 Farm 101 9.02 25,256,400.00		Emergencies & Other Deferred Charges	75,498.98
CAPITAL IMPROVEMENTS *MEMO* 173,500.00		4a Commercial 1 0.11 294,100.00		State and Federal Aid Receivable	
DEBT SERVICE		Total 1787 280,034,400.00		Other Receivables	5,341.48
Principal Payments 196,168.92		Land Area 1.30 Sq. Miles		Total 1,370,296.85	
Interest Payments 149,040.47		Net Valuation Taxable-Municipal 282,071,798		LIABILITIES, RESERVES, AND SURPLUS	
DEFERRED CHARGES 59,808.30		Net Valuation Taxable-County 541,875,421		Cash Liabilities 546,253.42	
SCHOOL, COUNTY, SPECIAL DISTRICT TAXES 3,972,070.59		State Equalized Valuation 675,753,094		Reserves for Receivables 312,444.84	
RESERVE FOR UNCOLLECTED TAXES 227,603.14		State Equalization Ratio 41.57		Surplus Dec. 31, 1988 511,598.59	
EXPENDITURES TOTAL 7,906,770.25				Total 1,370,296.85	

1349

Population 1980 5,424
 Population 1988 5,434
 S & P Rating
 Moody Rating A

General Tax Rate Per \$100.

2.09

State Equalized Tax Rate

1.29

SPRING LAKE HEIGHTS - MONMOUTH CO.

Form of Government:

Borough Council

Number of Members on Governing Body - 6

PER CAPITA.

Gross Debt 532.32
 Net Debt 432.13
 Debt Service 55.76
 Total Tax Levy 965.55
 Municipal Expenditures 436.81

PER CENT.

Gross Debt .90
 Net Debt .73
 Tax Levy Collected 95.92
 Tax Levy Cancelled, Abated or Adjusted

EXPENDITURES		REVENUES-REALIZED		1988 PROPERTY TAX	
GENERAL GOVERNMENT				STATE EQUALIZED TAX RATE → .52	
Governing Body & Public Boords				Local District School Taxes	2,102,647.00
Municipal Clerk				Regional & Consolidated School Tax	
Financial Administration	23,039.60			School Taxes in Municipal Budget	
Assessment of Taxes	13,670.00			County Taxes	.33 * 1,330,453.62
Collection of Taxes	23,534.55			County Library Taxes	.01 50,554.20
Planning, Housing & Development	21,253.00			Local Municipal Purpose Taxes	.43 1,735,293.86
Human Resources				Veteran & Senior Citizen Taxes	54,150.00
Elections	7,040.00			Total Taxes for Rate Computation	1.29 5,273,103.63
General Administration (other)	353,291.33			Special District Taxes	
JUDICIARY				Bank Corp. Taxes	13,165.27
Municipal Courts	37,433.96			Added and Omitted Taxes	14,674.97
PUBLIC SAFETY				Total Taxes Levied - ABSTRACT	5,246,793.92
Fire Protection	59,318.00			Total Taxes Billed	5,233,628.65
Police Protection	694,723.71			1988 TAXES COLLECTED	5,072,487.52
Civil Defense & Disaster Control	1,805.00			1988 Taxes Cancelled, Abated or Adjusted	
Environmental Inspection & Control	25,713.00			Transfer to Tax Title Liens or Foreclosed	
Other Public Safety				Balance Outstanding Dec. 31, 1988	161,141.13
PUBLIC WORKS				PRIOR YEARS TAXES OUTSTANDING	
Streets and Drainage	233,029.25			Balance January 1, 1988	140,345.67
Sewers and Sewage Processing				Collected in 1988	136,172.80
Garbage and Trash Disposal	240,360.18			Cancelled, Abated or Adjusted 1988	
Public Buildings and Grounds	60,170.36			Transfers to Tax Title Liens or Foreclosed	
Other Public Works	31,356.96			Balance December 31, 1988	4,172.87
HEALTH and WELFARE				TAX TITLE LIENS OUTSTANDING	
Health Services Except Environmental	12,229.00			Balance January 1, 1988	3,040.26
Welfare-Public Assistance	10,662.00			Transfer From Taxes	
Hospitals, Clinics, First Aid				Redeemed in 1988	
Animal, Insect, & Rodent Control				Cancelled, Abated or Adjusted (1988)	
Other Welfare Services				Transfers to Foreclosed Property	
RECREATION and CONSERVATION				Balance December 31, 1988	3,040.26
Beaches and Boardwalks				PROPERTY ACQUIRED BY DEED OR	
Parks, Playgrounds, Shade Trees	21,260.00			FORECLOSURE	
Land Reclamation & Conservation				Balance January 1, 1988	28,900.00
Other Recreational Services				Transfers From Taxes or Liens	
EDUCATION (excluding schools)				Sole for Cash (1988)	
Libraries				Cancelled, Abated or Adjusted (1988)	
Other Educational Services				Balance December 31, 1988	23,900.00
STATUTORY EXPENDITURES				CURRENT FINANCES DECEMBER 31, 1988	
Pensions & F. I. C. A.	203,734.52			ASSETS	
Employee Fringe Benefits	57,131.16			Cash Dec. 31, 1988	911,342.63
Other Statutory Expenditures	8,292.00			Taxes Receivable	165,314.00
CETA And Other Public Employment Programs				Tax Title Liens	3,040.26
MUNICIPAL FUNCTIONS TOTAL	2,144,202.58			Foreclosed Property	28,900.00
CAPITAL IMPROVEMENTS *MEMO*	62,000.00			Emergencies & Other Deferred Charges	73,423.73
DEBT SERVICE				State and Federal Aid Receivable	4,579.09
Principal Payments	164,000.00			Other Receivables	57,312.11
Interest Payments	139,016.37			Total	1,249,416.82
DEFERRED CHARGES	28,112.25			LIABILITIES, RESERVES, AND SURPLUS	
SCHOOL, COUNTY, SPECIAL DISTRICT TAXES	3,483,654.82			Cash Liabilities	508,782.29
RESERVE FOR UNCOLLECTED TAXES	170,000.00			Reserves for Receivables	255,066.37
EXPENDITURES TOTAL	6,128,936.02			Surplus Dec. 31, 1988	485,568.17
				Total	1,249,416.82

Population 1980 2,691
 Population 1988 2,391
 S & P Rating
 Moody Rating

General Tax Rate Per \$100. 3.47
 State Equalized Tax Rate 1.55

SPRINGFIELD TWP. — BURLINGTON CO.

Form of Government:

Township Committee

Number of Members on Governing Body — 3

PER CAPITA:

Gross Debt 101.87
 Net Debt 84.12
 Debt Service 2.08
 Total Tax Levy 780.39
 Municipal Expenditures 355.93

PER CENT:

Gross Debt .26
 Net Debt .21
 Tax Levy Collected 90.92
 Tax Levy Cancelled, Abated or Adjusted .89

EXPENDITURES		REVENUES-REALIZED		1988 PROPERTY TAX	
GENERAL GOVERNMENT				STATE EQUALIZED TAX RATE → .44	
Governing Body & Public Boards		1988 Property Taxes Collected 2,051,300.00		Local District School Taxes .44	636,553.00
Municipal Clerk		1988 Payments in Lieu of Taxes		Regional & Consolidated School Tax .48	695,651.15
Financial Administration	26,250.00	Delinquent Tax & Lien Collections 167,958.00		School Taxes in Municipal Budget	
Assessment of Taxes	16,000.00	Business Personalty Replacement Taxes 40,111.00		County Taxes .46	669,797.49
Collection of Taxes	19,700.00	Taxes from Public Utilities 272,951.00		County Library Taxes .03	38,228.64
Planning, Housing & Development	21,900.00	Other Miscellaneous Tax Revenues		Local Municipal Purpose Taxes .13	188,412.00
Human Resources		State Aid Revenues 18,135.00		Veteran & Senior Citizen Taxes	22,450.00
Elections		Federal Aid Revenues		Total Taxes for Rate Computation 1.54	2,251,092.28
General Administration (other)	202,500.00	State and Local Fiscal Assistance Act Utilized 335.00		Special District Taxes	922.00
JUDICIARY		Sale of Acquired Property		Bank Corp. Taxes	26,536.00
Municipal Courts	51,320.00	Other Miscellaneous Revenues		Added and Omitted Taxes	2,256,100.28
PUBLIC SAFETY		Total 2,837,181.00		Total Taxes Levied - ABSTRACT	2,256,176.00
Fire Protection	51,333.00	Prior Years Surplus Appropriated 290,000.00		Total Taxes Billed	2,051,300.00
Police Protection	39,000.00	REVENUES TOTAL 3,127,181.00		1988 TAXES COLLECTED	20,008.00
Civil Defense & Disaster Control	2,800.00	Reserve For Uncollected Taxes 191,525.00		1988 Taxes Cancelled, Abated or Adjusted	5,437.00
Environmental Inspection & Control	32,250.00	CAPITAL OUTLAY TOTAL		Transfer to Tax Title Liens or Foreclosed	179,431.00
Other Public Safety				Balance Outstanding Dec. 31, 1988	
PUBLIC WORKS				PRIOR YEARS TAXES OUTSTANDING	
Streets and Drainage	107,000.00	Public Enterprises		Balance January 1, 1988	179,521.00
Sewers and Sewage Processing		Recreation—Culture		Collected in 1988	161,385.00
Garbage and Trash Disposal	112,000.00	Public Works		Cancelled, Abated or Adjusted 1988	1,709.00
Public Buildings and Grounds	23,600.00	Buildings and Grounds		Transfers to Tax Title Liens or Foreclosed	7,574.00
Other Public Works		Library and Education		Balance December 31, 1988	8,853.00
HEALTH and WELFARE		Conservation		TAX TITLE LIENS OUTSTANDING	
Health Services Except Environmental	2,000.00	All Other		Balance January 1, 1988	
Welfare-Public Assistance	2,650.00	CAPITAL DEBT AUTHORIZED, DECEMBER 31, 1988		Transfer From Taxes	13,609.00
Hospitals, Clinics, First Aid		ISSUED AND UNISSUED GROSS DEBT NET DEBT		Redeemed in 1988	6,573.00
Animal, Insect, & Rodent Control	6,000.00	School 51,315		Cancelled, Abated or Adjusted (1988)	
Other Welfare Services		Self-liquidating 243,192		Transfers to Foreclosed Property	
RECREATION and CONSERVATION		Other 243,192		Balance December 31, 1988	7,036.00
Beaches and Boardwalks		Total 294,507		PROPERTY ACQUIRED BY DEED OR FORECLOSURE	
Parks, Playgrounds, Shade Trees	14,330.00	ISSUED AND OUTSTANDING		Balance January 1, 1988	32,915.00
Land Reclamation & Conservation	500.00	School 51,315.00		Transfers From Taxes or Liens	
Other Recreational Services	5,000.00	Self-Liquidating 5,320.00		Sale for Cash (1988)	
EDUCATION (excluding schools)		Other 56,635.00		Cancelled, Abated or Adjusted (1988)	
Libraries		Total 114,087,925		Balance December 31, 1988	32,915.00
Other Educational Services		EQUALIZED VALUATION BASIS		CURRENT FINANCES DECEMBER 31, 1988	
STATUTORY EXPENDITURES		FOR NET DEBT COMPUTATION		ASSETS	
Pensions & F. I. C. A.	26,923.00	REAL PROPERTY VALUATIONS		Cash Dec. 31, 1988	584,566.00
Employee Fringe Benefits		Code Class # of Parcels % VAL'N ASSESSED VALUATION		Taxes Receivable	188,284.00
Other Statutory Expenditures	2,800.00	1 Vacant Land 231 5.10 3,227,360.00		Tax Title Liens	7,036.00
CETA And Other Public Employment Programs		2 Residential 703 60.73 38,449,950.00		Foreclosed Property	32,915.00
MUNICIPAL FUNCTIONS TOTAL 320,356.00		3 Farm 466 24.03 15,207,300.00		Emergencies & Other Deferred Charges	41,623.00
CAPITAL IMPROVEMENTS *MEMO* 5,000.00		4a Commercial 70 10.08 6,330,210.00		State and Federal Aid Receivable	401.00
DEBT SERVICE		4b Industrial		Other Receivables	27,899.00
Principal Payments 5,320.00		4c Apartments		Total	882,724.00
Interest Payments 630.00		Total 1470 63,264,820.00		LIABILITIES, RESERVES, AND SURPLUS	
DEFERRED CHARGES 10,600.00		Land Area 29.34 Sq. Miles		Cash Liabilities	130,220.00
SCHOOL, COUNTY, SPECIAL DISTRICT TAXES 2,040,230.28		Net Valuation Taxable-Municipal 64,304,362		Reserves for Receivables	256,134.00
RESERVE FOR UNCOLLECTED TAXES 191,525.00		Net Valuation Taxable-County 114,249,585		Surplus Dec. 31, 1988	496,370.00
EXPENDITURES TOTAL 3,069,211.23		State Equalized Valuation 143,048,117		Total	882,724.00
		State Equalization Ratio 44.55			

2017

Population 1980 13,955

Population 1988 14,100

S & P Rating

Moody Rating A1

General Tax Rate Per \$100.

2.29

State Equalized Tax Rate

1.72

SPRINGFIELD TWP. — UNION CO.

Form of Government:

Township Council

Number of Members on Governing Body — 5

PER CAPITA:

Gross Debt 403.21

Net Debt 343.22

Debt Service 35.91

Total Tax Levy 1,549.54

Municipal Expenditures 762.17

PER CENT:

Gross Debt .51

Net Debt .44

Tax Levy Collected 97.37

Tax Levy Cancelled, Abated

or Adjusted .21

EXPENDITURES		REVENUES-REALIZED		1988 PROPERTY TAX	
GENERAL GOVERNMENT		1988 Property Taxes Collected		STATE EQUALIZED TAX RATE	
Governing Body & Public Boards			22,601,530.75	Local District School Taxes	.41 5,528,876.00
Municipal Clerk	52,132.00	1988 Payments in Lieu of Taxes	60,934.61	Regional & Consolidated School Tax	.41 5,564,112.13
Financial Administration	74,991.00	Delinquent Tax & Lien Collections	979,892.37	School Taxes in Municipal Budget	
Assessment of Taxes	55,146.00	Business Personalty Replacement Taxes	450,545.33	County Taxes	.35 4,663,357.07
Collection of Taxes	25,318.00	Taxes from Public Utilities	1,239,700.00	County Library Taxes	
Planning, Housing & Development		Other Miscellaneous Tax Revenues		Local Municipal Purpose Taxes	.54 7,320,332.74
Human Resources		State Aid Revenues	255,834.73	Veteran & Senior Citizen Taxes	136,600.00
Elections		Federal Aid Revenues		Total Taxes for Rate Computation	1.71 23,213,277.94
General Administration (other)	636,469.00	State and Local Fiscal Assistance Act Utilized	1,761.47	Special District Taxes	
JUDICIARY		Sale of Acquired Property		Bank Corp. Taxes	46,076.06
Municipal Courts	74,396.00	Other Miscellaneous Revenues	911,796.03	Added and Omitted Taxes	135,744.27
PUBLIC SAFETY		Total	26,551,996.44	Total Taxes Levied - ABSTRACT	23,258,498.27
Fire Protection	1,037,027.03	Prior Years Surplus Appropriated	265,000.00	Total Taxes Billed	23,212,422.21
Police Protection	2,071,233.06	REVENUES TOTAL	26,816,996.44	1988 TAXES COLLECTED	22,601,530.75
Civil Defense & Disaster Control	30,725.00	Reserve For Uncollected Taxes	796,222.30	1988 Taxes Cancelled, Abated or Adjusted	47,602.04
Environmental Inspection & Control	114,341.00	CAPITAL OUTLAY TOTAL	762,633.30	Transfer to Tax Title Liens or Foreclosed	43,701.43
Other Public Safety				Balance Outstanding Dec. 31, 1988	514,537.99
PUBLIC WORKS				PRIOR YEARS TAXES OUTSTANDING	
Streets and Drainage	353,563.00	Public Enterprises	34,237.59	Balance January 1, 1988	940,565.19
Sewers and Sewage Processing	576,512.00	Recreation—Culture	6,077.60	Collected in 1988	940,565.19
Garbage and Trash Disposal	1,675,000.00	Public Works	301,493.06	Cancelled, Abated or Adjusted 1988	
Public Buildings and Grounds	257,770.00	Buildings and Grounds	420,710.74	Transfers to Tax Title Liens or Foreclosed	
Other Public Works	201,046.00	Library and Education	114.31	Balance December 31, 1988	
HEALTH and WELFARE		Conservation		TAX TITLE LIENS OUTSTANDING	
Health Services Except Environmental	66,559.00	All Other		Balance January 1, 1988	137,015.53
Welfare-Public Assistance	13,554.00	CAPITAL DEBT AUTHORIZED, DECEMBER 31, 1988		Transfer From Taxes	48,701.43
Hospitals, Clinics, First Aid		ISSUED AND UNISSUED GROSS DEBT NET DEBT		Redeemed in 1988	39,327.63
Animal, Insect, & Rodent Control	10,475.00	School 613,910		Cancelled, Abated or Adjusted (1988)	
Other Welfare Services		Self-liquidating 227,000		Transfers to Foreclosed Property	
RECREATION and CONSERVATION		Other 4,909,897	4,909,833	Balance December 31, 1988	146,339.33
Beaches and Boardwalks		Total 5,755,807	4,909,833	PROPERTY ACQUIRED BY DEED OR	
Parks, Playgrounds, Shade Trees	131,040.00			FORECLOSURE	
Land Reclamation & Conservation	821.00	ISSUED AND OUTSTANDING		Balance January 1, 1988	32,650.00
Other Recreational Services	22,300.00	School 613,910.42		Transfers From Taxes or Liens	
EDUCATION (excluding schools)		Self-Liquidating 2,413,000.00		Sale for Cash (1988)	
Libraries	410,721.00	Other 3,037,910.42		Cancelled, Abated or Adjusted (1988)	
Other Educational Services		Total 3,037,910.42		Balance December 31, 1988	32,650.00
STATUTORY EXPENDITURES		EQUALIZED VALUATION BASIS		CURRENT FINANCES DECEMBER 31, 1988	
Pensions & F. I. C. A.	600,631.27	FOR NET DEBT COMPUTATION	1,113,014.339	ASSETS	
Employee Fringe Benefits	425,774.73	REAL PROPERTY VALUATIONS		Cash Dec. 31, 1988	7,750,754.76
Other Statutory Expenditures		Code Class # of Parcels % VAL'N ASSESSED VALUATION		Taxes Receivable	514,537.99
CETA And Other Public Employment Programs		1 Vacant Land 115 .83 3,417,100.00		Tax Title Liens	146,339.33
MUNICIPAL FUNCTIONS TOTAL	8,923,146.09	2 Residential 4375 67.53 680,399,200.00		Foreclosed Property	32,650.00
CAPITAL IMPROVEMENTS *MEMO*	50,000.00	3 Farm 12 .07 674,900.00		Emergencies & Other Deferred Charges	576,015.51
DEBT SERVICE		4a Commercial 227 19.52 196,353,700.00		State and Federal Aid Receivable	
Principal Payments	370,000.00	4b Industrial 75 7.59 76,513,100.00		Other Receivables	145,328.86
Interest Payments	136,297.03	4c Apartments 15 4.46 44,954,000.00		Total	9,166,326.45
DEFERRED CHARGES	521,000.00	Total 4820 1,003,312,000.00		LIABILITIES, RESERVES, AND SURPLUS	
SCHOOL, COUNTY, SPECIAL DISTRICT TAXES	15,756,345.20	Land Area 5.20 Sq. Miles		Cash Liabilities	6,163,223.99
RESERVE FOR UNCOLLECTED TAXES	796,222.30	Net Valuation Taxable-Municipal	1,010,707,262	Reserves for Receivables	838,955.13
EXPENDITURES TOTAL	26,503,010.62	Net Valuation Taxable-County	1,122,020,604	Surplus Dec. 31, 1988	2,159,141.23
		State Equalized Valuation	1,345,021,094	Total	9,166,326.45
		State Equalization Ratio	75.10		

1530

Population 1980 10,385
 Population 1988 13,276
 S & P Rating
 Moody Rating AAA

General Tax Rate Per \$100.

2.37

State Equalized Tax Rate

1.30

STAFFORD TOWNSHIP - OCEAN COUNTY**Form of Government:****Small Municipality Plan A (OMCL 50)****Number of Members on Governing Body - 3****PER CAPITA:**

Gross Debt 1,682.25
 Net Debt 469.02
 Debt Service 15.90
 Total Tax Levy 1,164.55
 Municipal Expenditures 662.59

PER CENT:

Gross Debt 2.47
 Net Debt .69
 Tax Levy Collected 95.58
 Tax Levy Cancelled, Abated or Adjusted .05

EXPENDITURES		REVENUES-REALIZED		1988 PROPERTY TAX	
GENERAL GOVERNMENT				STATE EQUALIZED TAX RATE	
Governing Body & Public Boards	83,165.00	1988 Property Taxes Collected	14,750,257.05	Local District School Taxes .54	6,333,865.00
Municipal Clerk		1988 Payments in Lieu of Taxes		Regional & Consolidated School Tax .16	1,819,362.24
Financial Administration	131,635.00	Delinquent Tax & Lien Collections	643,591.31	School Taxes in Municipal Budget	
Assessment of Taxes	477,730.00	Business Personalty Replacement Taxes	32,873.03	County Taxes .34 *	3,942,769.54
Collection of Taxes	113,579.95	Taxes from Public Utilities	2,254,366.00	County Library Taxes .02	256,764.06
Planning, Housing & Development	84,235.00	Other Miscellaneous Tax Revenues		Local Municipal Purpose Taxes .24	2,808,000.00
Human Resources	109,877.39	State Aid Revenues	155,922.99	Veteran & Senior Citizen Taxes	240,100.00
Elections	11,500.00	Federal Aid Revenues		Total Taxes for Rate Computation 1.30	15,400,860.84
General Administration (other)	945,951.41	State and Local Fiscal Assistance Act Utilized	9,680.45	Special District Taxes	
JUDICIARY		Sale of Acquired Property		Bank Corp. Taxes	31,309.57
Municipal Courts	134,395.85	Other Miscellaneous Revenues	1,184,724.56	Added and Omitted Taxes	268,495.43
PUBLIC SAFETY		Total	19,031,415.44	Total Taxes Levied - ABSTRACT	15,460,565.84
Fire Protection	38,154.76	Prior Years Surplus Appropriated	2,250,123.19	Total Taxes Billed	15,432,809.03
Police Protection	2,028,009.59	REVENUES TOTAL	21,231,538.63	1988 TAXES COLLECTED	14,750,257.05
Civil Defense & Disaster Control	600.00	Reserve For Uncollected Taxes	900,000.00	1988 Taxes Cancelled, Abated or Adjusted	7,199.31
Environmental Inspection & Control	82,830.00	CAPITAL OUTLAY TOTAL	2,107,177.81	Transfer to Tax Title Liens or Foreclosed	11,996.49
Other Public Safety				Balance Outstanding Dec. 31, 1988	663,356.18
PUBLIC WORKS				PRIOR YEARS TAXES OUTSTANDING	
Streets and Drainage	354,259.00	Public Enterprises		Balance January 1, 1988	632,840.56
Sewers and Sewage Processing		Recreation—Culture	9,715.13	Collected in 1988	603,010.84
Garbage and Trash Disposal	1,207,106.00	Public Works	188,363.81	Cancelled, Abated or Adjusted 1988	2,973.86
Public Buildings and Grounds	179,020.00	Buildings and Grounds	1,872,957.25	Transfers to Tax Title Liens or Foreclosed	22,403.50
Other Public Works	351,130.72	Library and Education	36,141.57	Balance December 31, 1988	4,452.36
HEALTH and WELFARE		Conservation		TAX TITLE LIENS OUTSTANDING	
Health Services Except Environmental	37,555.00	All Other		Balance January 1, 1988	35,896.64
Welfare-Public Assistance	23,915.00	CAPITAL DEBT AUTHORIZED, DECEMBER 31, 1988		Transfer From Taxes	34,399.99
Hospitals, Clinics, First Aid	5,500.00	ISSUED AND UNISSUED		Redeemed in 1988	40,580.47
Animal, Insect, & Rodent Control	37,070.00	School	16,106,740	Cancelled, Abated or Adjusted (1988)	2,522.15
Other Welfare Services		Self-liquidating		Transfers to Foreclosed Property	
RECREATION and CONSERVATION		Other	6,226,752	Balance December 31, 1988	27,194.01
Beaches and Boardwalks		Total	22,333,492	PROPERTY ACQUIRED BY DEED OR FORECLOSURE	
Parks, Playgrounds, Shade Trees	115,105.00	ISSUED AND OUTSTANDING		Balance January 1, 1988	311,195.00
Land Reclamation & Conservation	33,990.00	School	16,106,740.39	Transfers From Taxes or Liens	
Other Recreational Services	15,600.00	Self-Liquidating		Sale for Cash (1988)	
EDUCATION (excluding schools)		Other	2,833,424.00	Cancelled, Abated or Adjusted (1988)	
Libraries	2,500.00	Total	18,995,164.39	Balance December 31, 1988	311,195.00
Other Educational Services	1,600.00	EQUALIZED VALUATION BASIS		CURRENT FINANCES DECEMBER 31, 1988	
STATUTORY EXPENDITURES		FOR NET DEBT COMPUTATION	903,025,637	ASSETS	
Pensions & F. I. C. A.	594,238.00	REAL PROPERTY VALUATIONS		Cash Dec. 31, 1988	7,649,583.30
Employee Fringe Benefits	409,000.00	Code Class # of Parcels % VAL'N		Taxes Receivable	667,808.54
Other Statutory Expenditures		1 Vacant Land 5865 9.44	59,835,500.00	Tax Title Liens	27,194.01
CETA And Other Public Employment Programs		2 Residential 7666 79.52	503,799,500.00	Foreclosed Property	311,195.00
MUNICIPAL FUNCTIONS TOTAL	7,659,432.57	3 Farm 23 .07	475,600.00	Emergencies & Other Deferred Charges	448,000.00
CAPITAL IMPROVEMENTS *MEMO*	75,000.00	4a Commercial 257 10.96	69,432,300.00	State and Federal Aid Receivable	295,712.42
DEBT SERVICE		4b Industrial		Other Receivables	142,432.08
Principal Payments	75,000.00	4c Apartments		Total	9,541,925.35
Interest Payments	136,101.62	Total 13811	633,542,900.00	LIABILITIES, RESERVES, AND SURPLUS	
DEFERRED CHARGES	25,990.60	Land Area 47.05 Sq. Miles		Cash Liabilities	6,003,785.64
SCHOOL, COUNTY, SPECIAL DISTRICT TAXES	12,352,760.84	Net Valuation Taxable-Municipal	639,308,926	Reserves for Receivables	1,148,629.63
RESERVE FOR UNCOLLECTED TAXES	900,000.00	Net Valuation Taxable-County	930,089,337	Surplus Dec. 31, 1988	2,389,510.08
EXPENDITURES TOTAL	21,149,235.73	State Equalized Valuation	1,160,180,931	Total	9,541,925.35
		State Equalization Ratio	54.88		

1919

Population 1980 3,633
 Population 1988 3,627
 S & P Rating
 Maady Rating 3AA

General Tax Rate Per \$100. 4.63
 State Equalized Tax Rate 2.35

STANHOPE BOROUGH – SUSSEX COUNTY**Form of Government:****Borough Council****Number of Members on Governing Body – 6**

PER CAPITA:		PER CENT:
Gross Debt	1,275.65	Gross Debt
Net Debt	525.91	Net Debt
Debt Service	57.94	Tax Levy Collected
Total Tax Levy	1,128.12	Tax Levy Cancelled, Abated or Adjusted
Municipal Expenditures	535.20	

EXPENDITURES		REVENUES-REALIZED		1988 PROPERTY TAX	
GENERAL GOVERNMENT				STATE EQUALIZED TAX RATE	
Governing Body & Public Boards		1988 Property Taxes Collected	3,959,052.03	Local District School Taxes	.77 1,334,339.39
Municipal Clerk		1988 Payments in Lieu of Taxes		Regional & Consolidated School Tax	.51 976,463.60
Financial Administration	47,294.00	Delinquent Tax & Lien Collections	119,646.46	School Taxes in Municipal Budget	
Assessment of Taxes	17,232.00	Business Personalty Replacement Taxes	40,217.23	County Taxes	.46 * 733,463.49
Collection of Taxes	23,572.00	Taxes from Public Utilities	104,301.00	County Library Taxes	.03 54,349.23
Planning, Housing & Development	25,275.00	Other Miscellaneous Tax Revenues		Local Municipal Purpose Taxes	.58 1,007,132.71
Human Resources	27,493.00	State Aid Revenues	45,433.25	Veteran & Senior Citizen Taxes	
Elections		Federal Aid Revenues		Total Taxes for Rate Computation	2.35 4,036,703.42
General Administration (other)	193,351.00	State and Local Fiscal Assistance Act Utilized		Special District Taxes	
JUDICIARY		Sale of Acquired Property		Bank Corp. Taxes	3,135.77
Municipal Courts	22,498.82	Other Miscellaneous Revenues	453,544.01	Added and Omitted Taxes	27,236.92
PUBLIC SAFETY		Total	4,727,744.03	Total Taxes Levied - ABSTRACT	4,091,676.11
Fire Protection	32,718.36	Prior Years Surplus Appropriated	235,149.36	Total Taxes Billed	4,094,091.37
Police Protection	313,335.00	REVENUES	5,012,993.39	1988 TAXES COLLECTED	3,959,052.03
Civil Defense & Disaster Control	90.00	Reserve For Uncollected Taxes	267,445.02	1988 Taxes Cancelled, Abated or Adjusted	34.81
Environmental Inspection & Control	22,530.00	CAPITAL OUTLAY	730,602.47	Transfer to Tax Title Liens or Foreclosed	7,183.39
Other Public Safety		TOTAL		Balance Outstanding Dec. 31, 1988	127,771.14
PUBLIC WORKS				PRIOR YEARS TAXES OUTSTANDING	
Streets and Drainage	23,200.00	Public Enterprises	249,712.21	Balance January 1, 1988	110,030.40
Sewers and Sewage Processing	45,023.00	Recreation—Culture		Collected in 1988	103,553.62
Garbage and Trash Disposal	362,000.00	Public Works	113,474.07	Cancelled, Abated or Adjusted 1988	
Public Buildings and Grounds	23,530.00	Buildings and Grounds	367,416.19	Transfers to Tax Title Liens or Foreclosed	1,476.73
Other Public Works	111,232.00	Library and Education		Balance December 31, 1988	
HEALTH and WELFARE		Conservation		TAX TITLE LIENS OUTSTANDING	
Health Services Except Environmental	3,396.00	All Other		Balance January 1, 1988	17,493.31
Welfare-Public Assistance	5,804.00	CAPITAL DEBT AUTHORIZED, DECEMBER 31, 1988		Transfer From Taxes	3,335.29
Hospitals, Clinics, First Aid		ISSUED AND UNISSUED		Redeemed in 1988	11,092.34
Animal, Insect, & Rodent Control		GROSS DEBT		Cancelled, Abated or Adjusted (1988)	
Other Welfare Services		School	637,654	Transfers to Foreclosed Property	1,305.03
RECREATION and CONSERVATION		Self-liquidating	2,362,616	Balance December 31, 1988	13,930.73
Beaches and Boardwalks		Other	1,576,535	PROPERTY ACQUIRED BY DEED OR	
Parks, Playgrounds, Shade Trees	3,700.00	Total	4,626,806	FORECLOSURE	
Land Reclamation & Conservation	2,472.00	ISSUED AND OUTSTANDING		Balance January 1, 1988	326,994.97
Other Recreational Services	10,832.00	School	500,654.96	Transfers From Taxes or Liens	1,305.03
EDUCATION (excluding schools)		Self-Liquidating	2,313,028.84	Sale for Cash (1988)	
Libraries		Other	1,423,000.00	Cancelled, Abated or Adjusted (1988)	
Other Educational Services		Total	4,236,683.80	Balance December 31, 1988	323,300.00
STATUTORY EXPENDITURES		EQUALIZED VALUATION BASIS		CURRENT FINANCES DECEMBER 31, 1988	
Pensions & F. I. C. A.	60,932.00	FOR NET DEBT COMPUTATION	146,353.350	ASSETS	
Employee Fringe Benefits	64,000.00	REAL PROPERTY VALUATIONS		Cash Dec. 31, 1988	944,975.73
Other Statutory Expenditures	1,000.00	Code Class # of Parcels % VAL'N		Taxes Receivable	127,771.14
CETA And Other Public Employment Programs		1 Vacant Land 298 2.96	2,536,650.00	Tax Title Liens	13,930.73
MUNICIPAL FUNCTIONS		2 Residential 1243 88.50	77,321,200.00	Foreclosed Property	323,300.00
CAPITAL IMPROVEMENTS	*MEMO*	3 Farm		Emergencies & Other Deferred Charges	42,000.00
DEBT SERVICE		4a Commercial 46 5.49	4,799,400.00	State and Federal Aid Receivable	
Principal Payments	183,565.00	4b Industrial 4 2.40	2,097,200.00	Other Receivables	96,246.84
Interest Payments	26,591.00	4c Apartments 6 .64	559,900.00	Total	1,553,224.44
		Total 1597	87,364,350.00	LIABILITIES, RESERVES, AND SURPLUS	
DEFERRED CHARGES		Land Area 1.70 Sq. Miles		Cash Liabilities	512,774.66
SCHOOL, COUNTY, SPECIAL DISTRICT TAXES		Net Valuation Taxable-Municipal	87,835,949	Reserves for Receivables	566,248.71
RESERVE FOR UNCOLLECTED TAXES		Net Valuation Taxable-County	148,882,807	Surplus Dec. 31, 1988	474,201.07
EXPENDITURES	TOTAL	State Equalized Valuation	172,313,357	Total	1,553,224.44
		State Equalization Ratio	50.84		

1920

Population 1980 3,337
 Population 1988 4,214
 S & P Rating
 Maady Rating

General Tax Rate Per \$100.

State Equalized Tax Rate

3.57
 1.69

STILLWATER TOWNSHIP - SUSSEX CO.**Form of Government:****Township Committee****Number of Members on Governing Body - 5****PER CAPITA:**

Gross Debt 605.58
 Net Debt 113.81
 Debt Service 35.25
 Total Tax Levy 929.83
 Municipal Expenditures 394.81

PER CENT:

Gross Debt 1.48
 Net Debt .28
 Tax Levy Collected 93.04
 Tax Levy Cancelled, Abated or Adjusted .03

EXPENDITURES		REVENUES-REALIZED		1988 PROPERTY TAX	
GENERAL GOVERNMENT				STATE EQUALIZED TAX RATE	
Governing Body & Public Boards		1988 Property Taxes Collected	3,638,724.44	Local District School Taxes .45	1,010,751.00
Municipal Clerk		1988 Payments in Lieu of Taxes		Regional & Consolidated School Tax .50	1,117,581.90
Financial Administration	22,560.00	Delinquent Tax & Lien Collections	258,233.19	School Taxes in Municipal Budget	
Assessment of Taxes	22,835.00	Business Personalty Replacement Taxes	21,577.96	County Taxes .42 *	932,069.77
Collection of Taxes	33,425.00	Taxes from Public Utilities	198,330.00	County Library Taxes .03	64,255.76
Planning, Housing & Development	55,272.00	Other Miscellaneous Tax Revenues		Local Municipal Purpose Taxes .29	634,703.22
Human Resources		State Aid Revenues	63,356.94	Veteran & Senior Citizen Taxes	38,050.00
Elections		Federal Aid Revenues		Total Taxes for Rate Computation 1.69	3,797,411.65
General Administration (other)	245,670.00	State and Local Fiscal Assistance Act Utilized	433.00	Special District Taxes	49,500.00
JUDICIARY		Sale of Acquired Property		Bank Corp. Taxes	6,829.40
Municipal Courts	23,237.00	Other Miscellaneous Revenues	190,320.78	Added and Omitted Taxes	102,601.65
PUBLIC SAFETY		Total	4,371,481.31	Total Taxes Levied - ABSTRACT	3,918,292.70
Fire Protection	50,925.28	Prior Years Surplus Appropriated	470,000.00	Total Taxes Billed	3,911,054.16
Police Protection	127,712.95	REVENUES TOTAL	4,841,481.31	1988 TAXES COLLECTED	3,638,724.44
Civil Defense & Disaster Control	1,950.00	Reserve For Uncollected Taxes	432,138.06	1988 Taxes Cancelled, Abated or Adjusted	1,209.55
Environmental Inspection & Control	43,000.00			Transfer to Tax Title Liens or Foreclosed	9,275.20
Other Public Safety				Balance Outstanding Dec. 31, 1988	261,844.97
PUBLIC WORKS		CAPITAL OUTLAY TOTAL	93,123.16	PRIOR YEARS TAXES OUTSTANDING	
Streets and Drainage	255,871.67	Public Enterprises		Balance January 1, 1988	258,601.07
Sewers and Sewage Processing		Recreation—Culture		Collected in 1988	254,328.41
Garbage and Trash Disposal	19,300.00	Public Works	93,123.16	Cancelled, Abated or Adjusted 1988	127.93
Public Buildings and Grounds	25,900.00	Buildings and Grounds		Transfers to Tax Title Liens or Foreclosed	2,159.51
Other Public Works		Library and Education		Balance December 31, 1988	1,985.22
HEALTH and WELFARE		Conservation		TAX TITLE LIENS OUTSTANDING	
Health Services Except Environmental	2,135.00	All Other		Balance January 1, 1988	15,179.71
Welfare-Public Assistance	6,525.00			Transfer From Taxes	11,949.29
Hospitals, Clinics, First Aid				Redeemed in 1988	3,909.78
Animal, Insect, & Rodent Control				Cancelled, Abated or Adjusted (1988)	
Other Welfare Services				Transfers to Foreclosed Property	
RECREATION and CONSERVATION				Balance December 31, 1988	23,219.22
Beaches and Boardwalks				PROPERTY ACQUIRED BY DEED OR FORECLOSURE	
Parks, Playgrounds, Shade Trees				Balance January 1, 1988	734,700.00
Land Reclamation & Conservation	54,624.00			Transfers From Taxes or Liens	
Other Recreational Services	13,872.00			Sale for Cash (1988)	
EDUCATION (excluding schools)				Cancelled, Abated or Adjusted (1988)	
Libraries				Balance December 31, 1988	734,700.00
Other Educational Services				CURRENT FINANCES DECEMBER 31, 1988	
STATUTORY EXPENDITURES				ASSETS	
Pensions & F. I. C. A.	40,000.00			Cash Dec. 31, 1988	962,107.59
Employee Fringe Benefits				Taxes Receivable	263,830.19
Other Statutory Expenditures	2,700.00			Tax Title Liens	23,219.22
CETA And Other Public Employment Programs				Foreclosed Property	734,700.00
MUNICIPAL FUNCTIONS TOTAL	1,053,054.92			Emergencies & Other Deferred Charges	
CAPITAL IMPROVEMENTS *MEMO*	50,000.00			State and Federal Aid Receivable	38,394.83
DEBT SERVICE				Other Receivables	15,445.50
Principal Payments	124,115.61			Total	2,037,697.33
Interest Payments	24,427.33			LIABILITIES, RESERVES, AND SURPLUS	
DEFERRED CHARGES	30,000.00			Cash Liabilities	385,575.90
SCHOOL, COUNTY, SPECIAL DISTRICT TAXES	3,174,153.43			Reserves for Receivables	1,037,194.91
RESERVE FOR UNCOLLECTED TAXES	432,138.06			Surplus Dec. 31, 1988	614,926.52
EXPENDITURES TOTAL	4,837,894.40			Total	2,037,697.33

Population 1980 643
Population 1988 624
S & P Rating
Moody Rating

General Tax Rate Per \$100. 3.24
State Equalized Tax Rate 1.76

STOCKTON BOROUGH - HUNTERDON CO.

Form of Government:

Borough Council

Number of Members on Governing Body - 6

PER CAPITA:
Gross Debt 936.44
Net Debt 604.24
Debt Service
Total Tax Levy 952.49
Municipal Expenditures 416.90

PER CENT:
Gross Debt 2.08
Net Debt 1.34
Tax Levy Collected 96.85
Tax Levy Cancelled, Abated or Adjusted .29

EXPENDITURES		REVENUES-REALIZED		1988 PROPERTY TAX	
GENERAL GOVERNMENT				STATE EQUALIZED TAX RATE	
Governing Body & Public Boards	3,500.00	1988 Property Taxes Collected	574,861.73	Local District School Taxes .55	184,242.50
Municipal Clerk	4,235.00	1988 Payments in Lieu of Taxes	529.75	Regional & Consolidated School Tax .53	192,533.53
Financial Administration	6,245.00	Delinquent Tax & Lien Collections	16,045.56	School Taxes in Municipal Budget	
Assessment of Taxes	20,650.00	Business Personalty Replacement Taxes	5,690.00	County Taxes .33	126,655.31
Collection of Taxes	5,005.00	Taxes from Public Utilities	35,923.00	County Library Taxes .02	6,333.77
Planning, Housing & Development	990.00	Other Miscellaneous Tax Revenues		Local Municipal Purpose Taxes .23	76,000.00
Human Resources		State Aid Revenues	4,535.28	Veteran & Senior Citizen Taxes	9,350.00
Elections	410.00	Federal Aid Revenues		Total Taxes for Rate Computation 1.76	595,120.46
General Administration (other)	20,825.00	State and Local Fiscal Assistance Act Utilized		Special District Taxes	
JUDICIARY		Sale of Acquired Property		Bank Corp. Taxes	1,769.71
Municipal Courts	5,270.00	Other Miscellaneous Revenues	33,057.37	Added and Omitted Taxes	6,816.41
PUBLIC SAFETY		Total	670,642.69	Total Taxes Levied - ABSTRACT	594,356.53
Fire Protection	13,816.16	Prior Years Surplus Appropriated	98,000.00	Total Taxes Billed	593,540.34
Police Protection	3,135.00	REVENUES TOTAL	768,642.69	1988 TAXES COLLECTED	574,861.73
Civil Defense & Disaster Control	25.00	Reserve For Uncollected Taxes	51,800.00	1988 Taxes Cancelled, Abated or Adjusted	1,726.92
Environmental Inspection & Control	4,270.00			Transfer to Tax Title Liens or Foreclosed Balance Outstanding Dec. 31, 1988	16,952.19
Other Public Safety				PRIOR YEARS TAXES OUTSTANDING	
PUBLIC WORKS		CAPITAL OUTLAY TOTAL		Balance January 1, 1988	16,045.56
Streets and Drainage	20,700.00	Public Enterprises		Collected in 1988	16,045.56
Sewers and Sewage Processing		Recreation—Culture		Cancelled, Abated or Adjusted 1988	
Garbage and Trash Disposal	61,300.00	Public Works		Transfers to Tax Title Liens or Foreclosed Balance December 31, 1988	
Public Buildings and Grounds	5,935.00	Buildings and Grounds		TAX TITLE LIENS OUTSTANDING	
Other Public Works		Library and Education		Balance January 1, 1988	
HEALTH and WELFARE		Conservation		Transfer From Taxes	
Health Services Except Environmental	305.00	All Other		Redeemed in 1988	
Welfare-Public Assistance	255.00			Cancelled, Abated or Adjusted (1988)	
Hospitals, Clinics, First Aid		CAPITAL DEBT AUTHORIZED, DECEMBER 31, 1988		Transfers to Foreclosed Property	
Animal, Insect, & Rodent Control	1,115.00	ISSUED AND UNISSUED		Balance December 31, 1988	
Other Welfare Services		School		PROPERTY ACQUIRED BY DEED OR FORECLOSURE	
RECREATION and CONSERVATION		Self-liquidating	584,341	Balance January 1, 1988	
Beaches and Boardwalks		Other		Transfers From Taxes or Liens	
Parks, Playgrounds, Shade Trees	25.00	Total	584,341	Sale for Cash (1988)	
Land Reclamation & Conservation	3,000.00	ISSUED AND OUTSTANDING		Cancelled, Abated or Adjusted (1988)	
Other Recreational Services	1,900.00	School		Balance December 31, 1988	
EDUCATION (excluding schools)		Self-Liquidating	534,341.10	CURRENT FINANCES DECEMBER 31, 1988	
Libraries		Other		ASSETS	
Other Educational Services		Total	534,341.10	Cash Dec. 31, 1988	221,315.77
STATUTORY EXPENDITURES		EQUALIZED VALUATION BASIS		Taxes Receivable	16,952.19
Pensions & F. I. C. A.	5,705.00	FOR NET DEBT COMPUTATION	28,076,723	Tax Title Liens	
Employee Fringe Benefits		REAL PROPERTY VALUATIONS		Foreclosed Property	
Other Statutory Expenditures	350.00	Code Class # of Parcels % VAL'N		Emergencies & Other Deferred Charges	13,000.00
CETA And Other Public Employment Programs		1 Vacant Land 21 1.40	252,200.00	State and Federal Aid Receivable	
MUNICIPAL FUNCTIONS TOTAL	193,966.16	2 Residential 206 53.10	14,923,950.00	Other Receivables	15,139.53
CAPITAL IMPROVEMENTS *MEMO*		3 Farm 10 2.78	499,820.00	Total	271,407.49
DEBT SERVICE		4a Commercial 23 12.30	2,208,100.00	LIABILITIES, RESERVES, AND SURPLUS	
Principal Payments		4b Industrial 1 .42	74,900.00	Cash Liabilities	147,323.02
Interest Payments		4c Apartments		Reserves for Receivables	32,091.72
DEFERRED CHARGES	9,376.75	Total 261	17,953,970.00	Surplus Dec. 31, 1988	91,992.75
SCHOOL, COUNTY, SPECIAL DISTRICT TAXES	509,770.46	Land Area .55 Sq. Miles		Total	271,407.49
RESERVE FOR UNCOLLECTED TAXES	51,800.00	Net Valuation Taxable-Municipal	13,108,779		
EXPENDITURES TOTAL	769,913.37	Net Valuation Taxable-County	28,306,365		
		State Equalized Valuation	33,260,004		
		State Equalization Ratio	54.24		

0510

Population 1980 1,187
 Population 1988 1,327
 S & P Rating 33B
 Moody Rating A

General Tax Rate Per \$100.

State Equalized Tax Rate

.73

.76

STONE HARBOR BORO. - CAPE MAY CO.**Form of Government:****Borough Council****Number of Members on Governing Body - 6****PER CAPITA:**

Gross Debt 5,636.84
 Net Debt 4,780.02
 Debt Service 302.99
 Total Tax Levy 4,377.30
 Municipal Expenditures 3,472.27

PER CENT:

Gross Debt 1.16
 Net Debt .98
 Tax Levy Collected 96.02
 Tax Levy Cancelled, Abated or Adjusted .33

EXPENDITURES		REVENUES-REALIZED		1988 PROPERTY TAX	
GENERAL GOVERNMENT				STATE EQUALIZED TAX RATE	
Governing Body & Public Boords				Local District School Taxes	.09 651,548.00
Municipal Clerk				Regional & Consolidated School Tax	
Financial Administration	24,657.78	1988 Property Taxes Collected		School Taxes in Municipal Budget	
Assessment of Taxes	14,970.00	1988 Payments in Lieu of Taxes		County Taxes	.36 2,752,883.54
Collection of Taxes	29,944.00	Delinquent Tax & Lien Collections		County Library Taxes	.02 158,135.68
Planning, Housing & Development	17,733.00	Business Personalty Replacement Taxes		Local Municipal Purpose Taxes	.29 2,214,800.00
Human Resources	78,300.55	Taxes from Public Utilities		Veteran & Senior Citizen Taxes	18,800.00
Elections	4,100.00	Other Miscellaneous Tax Revenues		Total Taxes for Rate Computation	.76 5,796,167.22
General Administration (other)	850,323.86	State Aid Revenues		Special District Taxes	
JUDICIARY		Federal Aid Revenues		Bank Corp. Taxes	10,666.05
Municipal Courts	49,130.00	State and Local Fiscal Assistance Act Utilized		Added and Omitted Taxes	20,642.70
PUBLIC SAFETY		Sole of Acquired Property		Total Taxes Levied - ABSTRACT	5,808,675.97
Fire Protection	32,655.20	Other Miscellaneous Revenues		Total Taxes Billed	5,797,058.45
Police Protection	975,055.10	Prior Years Surplus Appropriated		1988 TAXES COLLECTED	5,566,067.46
Civil Defense & Disaster Control	4,110.00	REVENUES TOTAL		1988 Taxes Cancelled, Abated or Adjusted	19,193.09
Environmental Inspection & Control	91,763.00	Reserve For Uncollected Taxes		Transfer to Tax Title Liens or Foreclosed	
Other Public Safety		CAPITAL OUTLAY TOTAL		Balance Outstanding Dec. 31, 1988	211,797.90
PUBLIC WORKS				PRIOR YEARS TAXES OUTSTANDING	
Streets and Drainage	175,631.00	Public Enterprises		Balance January 1, 1988	190,494.90
Sewers and Sewage Processing		Recreation—Culture		Collected in 1988	188,625.02
Gorbage and Trash Disposal	429,316.00	Public Works		Cancelled, Abated or Adjusted 1988	
Public Buildings and Grounds	177,254.39	Buildings and Grounds		Transfers to Tax Title Liens or Foreclosed	
Other Public Works	13,500.00	Library and Education		Balance December 31, 1988	1,869.88
HEALTH and WELFARE		Conservation		TAX TITLE LIENS OUTSTANDING	
Health Services Except Environmental	1,400.00	All Other		Balance January 1, 1988	13,467.07
Welfare-Public Assistance	1,350.00	CAPITAL DEBT AUTHORIZED, DECEMBER 31, 1988		Transfer From Taxes	
Hospitals, Clinics, First Aid		ISSUED AND UNISSUED GROSS DEBT NET DEBT		Redeemed in 1988	13,467.07
Animal, Insect, & Rodent Control	1,500.00	School		Cancelled, Abated or Adjusted (1988)	
Other Welfare Services		Self-liquidating 1,137,000		Transfers to Foreclosed Property	
RECREATION and CONSERVATION		Other 6,343,092		Balance December 31, 1988	
Beaches and Boardwalks	302,119.00	Total 7,480,092		PROPERTY ACQUIRED BY DEED OR	
Parks, Playgrounds, Shode Trees	59,655.00	ISSUED AND OUTSTANDING		FORECLOSURE	
Land Reclamation & Conservation	167,200.00	School		Balance January 1, 1988	121,521.00
Other Recreational Services	7,030.00	Self-Liquidating		Transfers From Taxes or Liens	
EDUCATION (excluding schools)		Other		Sale for Cash (1988)	
Libraries		Total		Cancelled, Abated or Adjusted (1988)	
Other Educational Services		EQUALIZED VALUATION BASIS		Balance December 31, 1988	121,521.00
STATUTORY EXPENDITURES		FOR NET DEBT COMPUTATION		CURRENT FINANCES DECEMBER 31, 1988	
Pensions & F. I. C. A.	331,015.66	REAL PROPERTY VALUATIONS		ASSETS	
Employee Fringe Benefits	114,649.71	Code Class # of Parcels % VAL'N		Cash Dec. 31, 1988	3,380,909.98
Other Statutory Expenditures	21,000.00	1 Vacant Land 81 2.42		Taxes Receivable	213,667.78
CETA And Other Public Employment Programs		2 Residential 2747 87.57		Tax Title Liens	
MUNICIPAL FUNCTIONS TOTAL	3,980,433.25	3 Farm		Foreclosed Property	121,521.00
CAPITAL IMPROVEMENTS *MEMO*	100,000.00	4a Commercial 157 9.81		Emergencies & Other Deferred Charges	84,300.00
DEBT SERVICE		4b Industrial		State and Federal Aid Receivable	729.15
Principal Payments	30,000.00	4c Apartments 7 .20		Other Receivables	16,560.86
Interest Payments	322,073.75	Total 2992		Total	3,817,688.77
DEFERRED CHARGES		Land Area 1.24 Sq. Miles		LIABILITIES, RESERVES, AND SURPLUS	
SCHOOL, COUNTY, SPECIAL DISTRICT TAXES	3,562,567.22	Net Valuation Taxable-Municipal		Cash Liabilities	622,926.72
RESERVE FOR UNCOLLECTED TAXES	225,137.49	Net Valuation Taxable-County		Reserves for Receivables	351,749.64
EXPENDITURES TOTAL	8,170,266.71	State Equalized Valuation		Surplus Dec. 31, 1988	2,843,012.41
		State Equalization Ratio		Total	3,817,688.77

0612
Population 1980 1,365
Population 1988 1,457
S & P Rating
Moody Rating

General Tax Rate Per \$100. 3.57
State Equalized Tax Rate 2.20

STOW CREEK TWP. - CUMBERLAND CO.
Form of Government:
Township Committee
Number of Members on Governing Body - 3

PER CAPITA:
Gross Debt 376.06
Net Debt
Debt Service
Total Tax Levy 512.91
Municipal Expenditures 347.13
PER CENT
Gross Debt 1.32
Net Debt
Tax Levy Collected 98.79
Tax Levy Cancelled, Abated or Adjusted .06

EXPENDITURES		REVENUES-REALIZED		1988 PROPERTY TAX	
GENERAL GOVERNMENT				STATE EQUALIZED TAX RATE	
Governing Body & Public Boards		1988 Property Taxes Collected	673,692.00	Local District School Taxes .71	242,135.00
Municipal Clerk		1988 Payments in Lieu of Taxes		Regional & Consolidated School Tax .38	127,583.86
Financial Administration	10,900.00	Delinquent Tax & Lien Collections	35,240.00	School Taxes in Municipal Budget	
Assessment of Taxes	31,400.00	Business Personalty Replacement Taxes	20,750.00	County Taxes 1.11 *	377,170.96
Collection of Taxes	6,700.00	Taxes from Public Utilities	77,967.00	County Library Taxes	
Planning, Housing & Development	6,000.00	Other Miscellaneous Tax Revenues		Local Municipal Purpose Taxes	
Human Resources		State Aid Revenues	60,035.00	Veteran & Senior Citizen Taxes	14,350.00
Elections		Federal Aid Revenues		Total Taxes for Rate Computation 2.20	761,739.32
General Administration (other)	57,000.00	State and Local Fiscal Assistance Act Utilized		Special District Taxes	
JUDICIARY		Sale of Acquired Property		Bank Corp. Taxes	
Municipal Courts	6,300.00	Other Miscellaneous Revenues	36,329.00	Added and Omitted Taxes	10,526.00
PUBLIC SAFETY		Total	1,004,023.00	Total Taxes Levied - ABSTRACT	757,515.32
Fire Protection	21,600.00	Prior Years Surplus Appropriated	260,305.00	Total Taxes Billed	753,780.00
Police Protection	3,000.00	REVENUES TOTAL	1,264,328.00	1988 TAXES COLLECTED	673,692.00
Civil Defense & Disaster Control	3,000.00	Reserve For Uncollected Taxes	123,200.00	1988 Taxes Cancelled, Abated or Adjusted	486.00
Environmental Inspection & Control	7,000.00			Transfer to Tax Title Liens or Foreclosed	535.00
Other Public Safety				Balance Outstanding Dec. 31, 1988	83,767.00
PUBLIC WORKS		CAPITAL OUTLAY TOTAL		PRIOR YEARS TAXES OUTSTANDING	
Streets and Drainage	119,000.00	Public Enterprises		Balance January 1, 1988	86,754.00
Sewers and Sewage Processing		Recreation—Culture		Collected in 1988	35,240.00
Garbage and Trash Disposal	73,200.00	Public Works		Cancelled, Abated or Adjusted 1988	50.00
Public Buildings and Grounds	20,000.00	Buildings and Grounds		Transfers to Tax Title Liens or Foreclosed	234.00
Other Public Works		Library and Education		Balance December 31, 1988	1,230.00
HEALTH and WELFARE		Conservation		TAX TITLE LIENS OUTSTANDING	
Health Services Except Environmental	200.00	All Other		Balance January 1, 1988	1,684.00
Welfare-Public Assistance	4,600.00			Transfer From Taxes	869.00
Hospitals, Clinics, First Aid	200.00	CAPITAL DEBT AUTHORIZED, DECEMBER 31, 1988		Redeemed in 1988	
Animal, Insect, & Rabid Control	2,700.00	ISSUED AND UNISSUED GROSS DEBT NET DEBT		Cancelled, Abated or Adjusted (1988)	
Other Welfare Services		School 547,925		Transfers to Foreclosed Property	
RECREATION and CONSERVATION		Self-liquidating		Balance December 31, 1988	2,553.00
Beaches and Boardwalks		Other		PROPERTY ACQUIRED BY DEED OR FORECLOSURE	
Parks, Playgrounds, Shade Trees		Total 547,925		Balance January 1, 1988	
Land Reclamation & Conservation				Transfers From Taxes or Liens	
Other Recreational Services		ISSUED AND OUTSTANDING		Sale for Cash (1988)	
EDUCATION (excluding schools)		School 296,193.00		Cancelled, Abated or Adjusted (1988)	
Libraries		Self-liquidating		Balance December 31, 1988	
Other Educational Services		Other		CURRENT FINANCES DECEMBER 31, 1988	
STATUTORY EXPENDITURES		Total 296,193.00		ASSETS	
Pensions & F. I. C. A.	3,000.00	EQUALIZED VALUATION BASIS		Cash Dec. 31, 1988	964,632.00
Employee Fringe Benefits		FOR NET DEBT COMPUTATION	30,116,658	Taxes Receivable	85,197.00
Other Statutory Expenditures	1,800.00	REAL PROPERTY VALUATIONS		Tax Title Liens	2,553.00
CETA And Other Public Employment Programs		Code Class # of Parcels % VAL'N		Foreclosed Property	
MUNICIPAL FUNCTIONS TOTAL	382,600.00	1 Vacant Land 53 1.09	223,900.00	Emergencies & Other Deferred Charges	22,700.00
CAPITAL IMPROVEMENTS *MEMO*		2 Residential 319 56.17	11,485,000.00	State and Federal Aid Receivable	10,041.00
DEBT SERVICE		3 Farm 467 37.36	7,743,200.00	Other Receivables	9,910.00
Principal Payments		4a Commercial 14 4.87	995,700.00	Total	1,095,083.00
Interest Payments		4b Industrial		LIABILITIES, RESERVES, AND SURPLUS	
		4c Apartments		Cash Liabilities	515,964.00
		Total 863	20,447,800.00	Reserves for Receivables	97,660.00
DEFERRED CHARGES		Land Area 18.90 Sq. Miles		Surplus Dec. 31, 1988	481,459.00
SCHOOL, COUNTY, SPECIAL DISTRICT TAXES	746,889.82	Net Valuation Taxable-Municipal	20,956,694	Total	1,095,083.00
RESERVE FOR UNCOLLECTED TAXES	123,200.00	Net Valuation Taxable-County	31,957,995		
EXPENDITURES TOTAL	1,252,689.82	State Equalized Valuation	33,660,321		
		State Equalization Ratio	61.68		

Population 1980 3,005
 Population 1988 7,321
 S & P Rating
 Moody Rating 2AA1

General Tax Rate Per \$100. 5.23
 State Equalized Tax Rate 2.49

STRATFORD BOROUGH — CAMDEN COUNTY

Form of Government:

Borough Council

Number of Members on Governing Body — 6

PER CAPITA:
 Gross Debt 164.84
 Net Debt 95.84
 Debt Service 9.65
 Total Tax Levy 705.34
 Municipal Expenditures 243.98

PER CENT:
 Gross Debt .65
 Net Debt .38
 Tax Levy Collected 97.83
 Tax Levy Cancelled, Abated or Adjusted .02

EXPENDITURES		REVENUES-REALIZED		1988 PROPERTY TAX	
GENERAL GOVERNMENT				STATE EQUALIZED TAX RATE	
Governing Body & Public Boards		1988 Property Taxes Collected	5,338,728.36	Local District School Taxes	.69
Municipal Clerk		1988 Payments in Lieu of Taxes		Regional & Consolidated School Tax	.48
Financial Administration	16,957.63	Delinquent Tax & Lien Collections	122,040.62	School Taxes in Municipal Budget	
Assessment of Taxes	84,613.27	Business Personalty Replacement Taxes	59,597.72	County Taxes	.98
Collection of Taxes	10,521.00	Taxes from Public Utilities	455,761.00	County Library Taxes	
Planning, Housing & Development	3,625.71	Other Miscellaneous Tax Revenues		Local Municipal Purpose Taxes	.34
Human Resources	31,578.66	State Aid Revenues	123,013.37	Veteran & Senior Citizen Taxes	
Elections	5,259.62	Federal Aid Revenues	4,000.00	Total Taxes for Rate Computation	2.49
General Administration (other)	230,538.71	State and Local Fiscal Assistance Act Utilized	633.87	Special District Taxes	
JUDICIARY		Sale of Acquired Property		Bank Corp. Taxes	9,218.01
Municipal Courts	31,277.65	Other Miscellaneous Revenues	220,994.32	Added and Omitted Taxes	19,174.21
PUBLIC SAFETY		Total	6,374,769.26	Total Taxes Levied - ABSTRACT	5,516,497.59
Fire Protection	75,018.24	Prior Years Surplus Appropriated	207,985.50	Total Taxes Billed	5,508,205.50
Police Protection	365,643.03	REVENUES TOTAL	6,582,754.76	1988 TAXES COLLECTED	5,388,728.36
Civil Defense & Disaster Control	140.00	Reserve For Uncollected Taxes	180,582.50	1988 Taxes Cancelled, Abated or Adjusted	1,081.04
Environmental Inspection & Control	13,330.44	CAPITAL OUTLAY TOTAL	131,579.91	Transfer to Tax Title Liens or Foreclosed	973.33
Other Public Safety				Balance Outstanding Dec. 31, 1988	117,422.77
PUBLIC WORKS				PRIOR YEARS TAXES OUTSTANDING	
Streets and Drainage	131,320.06	Public Enterprises		Balance January 1, 1988	107,089.03
Sewers and Sewage Processing		Recreation—Culture		Collected in 1988	103,501.32
Garbage and Trash Disposal	405,416.55	Public Works	4,032.02	Cancelled, Abated or Adjusted 1988	69.93
Public Buildings and Grounds	23,000.00	Buildings and Grounds	127,547.89	Transfers to Tax Title Liens or Foreclosed	
Other Public Works		Library and Education		Balance December 31, 1988	3,517.78
HEALTH and WELFARE		Conservation		TAX TITLE LIENS OUTSTANDING	
Health Services Except Environmental	2,241.87	All Other		Balance January 1, 1988	24,209.05
Welfare-Public Assistance	7,335.00	CAPITAL DEBT AUTHORIZED, DECEMBER 31, 1988		Transfer From Taxes	973.33
Hospitals, Clinics, First Aid		ISSUED AND UNISSUED		Redeemed in 1988	19,839.30
Animal, Insect, & Rodent Control		School	539,647	Cancelled, Abated or Adjusted (1988)	
Other Welfare Services		Self-Liquidating		Transfers to Foreclosed Property	
RECREATION and CONSERVATION		Other	749,550	Balance December 31, 1988	5,343.08
Beaches and Boardwalks		Total	1,289,197	PROPERTY ACQUIRED BY DEED OR FORECLOSURE	
Parks, Playgrounds, Shade Trees	26,138.19	ISSUED AND OUTSTANDING		Balance January 1, 1988	12,863.00
Land Reclamation & Conservation	1,802.19	School	539,647.00	Transfers From Taxes or Liens	
Other Recreational Services	5,023.65	Self-Liquidating		Sale for Cash (1988)	
EDUCATION (excluding schools)		Other	641,820.00	Cancelled, Abated or Adjusted (1988)	
Libraries	51,395.00	Total	1,181,467.00	Balance December 31, 1988	12,863.00
Other Educational Services		EQUALIZED VALUATION BASIS		CURRENT FINANCES DECEMBER 31, 1988	
STATUTORY EXPENDITURES		FOR NET DEBT COMPUTATION	198,202,253	ASSETS	
Pensions & F. I. C. A.	75,814.93	REAL PROPERTY VALUATIONS		Cash Dec. 31, 1988	255,718.60
Employee Fringe Benefits	47,266.00	Code Class # of Parcels % VAL'N		Taxes Receivable	120,940.55
Other Statutory Expenditures	3,202.58	1 Vacant Land 51 .99	1,030,600.00	Tax Title Liens	5,343.08
CETA And Other Public Employment Programs		2 Residential 2037 70.95	73,721,200.00	Foreclosed Property	12,863.00
MUNICIPAL FUNCTIONS TOTAL	1,648,930.03	3 Farm		Emergencies & Other Deferred Charges	84,703.01
CAPITAL IMPROVEMENTS *MEMO*	3,000.00	4a Commercial 111 23.01	23,908,400.00	State and Federal Aid Receivable	
DEBT SERVICE		4b Industrial		Other Receivables	143,006.03
Principal Payments	30,500.00	4c Apartments 11 5.05	5,248,200.00	Total	622,574.27
Interest Payments	44,964.93	Total 2260	103,908,400.00	LIABILITIES, RESERVES, AND SURPLUS	
DEFERRED CHARGES	3,133.64	Land Area 1.59 Sq. Miles		Cash Liabilities	171,614.40
SCHOOL, COUNTY, SPECIAL DISTRICT TAXES	4,736,338.64	Net Valuation Taxable-Municipal	104,892,608	Reserves for Receivables	282,152.66
RESERVE FOR UNCOLLECTED TAXES	180,582.50	Net Valuation Taxable-County	211,351,910	Surplus Dec. 31, 1988	168,807.21
EXPENDITURES TOTAL	6,644,519.79	State Equalized Valuation	219,141,672	Total	622,574.27
		State Equalization Ratio	47.63		

2018
 Population 1980 21,071
 Population 1988 20,643
 S & P Rating AA
 Moody Rating AAA
 General Tax Rate Per \$100. 2.98
 State Equalized Tax Rate 1.43

SUMMIT CITY – UNION COUNTY
Form of Government:
City Charter Act (P.L. 1899 c. 52)
Number of Members on Governing Body – 7

PER CAPITA
 Gross Debt 788.67
 Net Debt 507.14
 Debt Service 90.20
 Total Tax Levy 1,653.23
 Municipal Expenditures 868.41
 PER CENT:
 Gross Debt .80
 Net Debt .52
 Tax Levy Collected 98.26
 Tax Levy Cancelled, Abated or Adjusted .34

EXPENDITURES		REVENUES-REALIZED		1988 PROPERTY TAX	
GENERAL GOVERNMENT				STATE EQUALIZED TAX RATE →	
Governing Body & Public Boards	228,238.00	1988 Property Taxes Collected	33,427,222.85	Local District School Taxes .64	15,225,733.50
Municipal Clerk	141,460.00	1988 Payments in Lieu of Taxes	13,780.00	Regional & Consolidated School Tax	
Financial Administration	56,477.00	Delinquent Tax & Lien Collections	331,335.52	School Taxes in Municipal Budget .04	866,604.00
Assessment of Taxes	80,210.00	Business Personalty Replacement Taxes	429,229.96	County Taxes .38	9,002,250.31
Collection of Taxes	32,658.00	Taxes from Public Utilities	2,507,067.00	County Library Taxes	
Planning, Housing & Development	46,819.00	Other Miscellaneous Tax Revenues	15,643.73	Local Municipal Purpose Taxes .37	3,723,101.57
Human Resources		State Aid Revenues	201,375.93	Veteran & Senior Citizen Taxes	124,300.00
Elections		Federal Aid Revenues	3,823.07	Total Taxes for Rate Computation 1.43	33,942,139.38
General Administration (other)	1,831,229.62	State and Local Fiscal Assistance Act Utilized		Special District Taxes	
JUDICIARY		Sale of Acquired Property		Bank Corp. Taxes	176,993.94
Municipal Courts	153,415.23	Other Miscellaneous Revenues		Added and Omitted Taxes	132,340.50
PUBLIC SAFETY		Total	39,529,921.71	Total Taxes Levied - ABSTRACT	34,127,723.82
Fire Protection	1,573,636.00	Prior Years Surplus Appropriated	3,325,000.00	Total Taxes Billed	34,019,473.22
Police Protection	2,397,134.98	REVENUES TOTAL	42,854,921.71	1988 TAXES COLLECTED	33,427,222.85
Civil Defense & Disaster Control	3,006.00	Reserve For Uncollected Taxes	2,737,754.92	1988 Taxes Cancelled, Abated or Adjusted	114,595.67
Environmental Inspection & Control	179,617.00	CAPITAL OUTLAY TOTAL	1,059,454.04	Transfer to Tax Title Liens or Foreclosed	11,240.52
Other Public Safety				Balance Outstanding Dec. 31, 1988	466,313.13
PUBLIC WORKS				PRIOR YEARS TAXES OUTSTANDING	
Streets and Drainage	761,510.00	Public Enterprises		Balance January 1, 1988	337,732.37
Sewers and Sewage Processing	1,393,623.00	Recreation—Culture	643.51	Collected in 1988	391,335.52
Garbage and Trash Disposal	722,437.00	Public Works	62,012.42	Cancelled, Abated or Adjusted 1988	
Public Buildings and Grounds	65,324.00	Buildings and Grounds	973,041.06	Transfers to Tax Title Liens or Foreclosed	5,896.35
Other Public Works		Library and Education	23,757.05	Balance December 31, 1988	
HEALTH and WELFARE		Conservation		TAX TITLE LIENS OUTSTANDING	
Health Services Except Environmental	236,688.00	All Other		Balance January 1, 1988	23,002.78
Welfare-Public Assistance	45,527.00	CAPITAL DEBT AUTHORIZED, DECEMBER 31, 1988		Transfer From Taxes	18,531.55
Hospitals, Clinics, First Aid		ISSUED AND UNISSUED GROSS DEBT NET DEBT		Redeemed in 1988	
Animal, Insect, & Rodent Control	14,000.00	School 5,311,600		Cancelled, Abated or Adjusted (1988)	
Other Welfare Services		Self-liquidating		Transfers to Foreclosed Property	
RECREATION and CONSERVATION		Other 10,468,974	10,468,974	Balance December 31, 1988	40,534.33
Beaches and Boardwalks		Total 16,230,574	10,463,974	PROPERTY ACQUIRED BY DEED OR FORECLOSURE	
Parks, Playgrounds, Shade Trees	265,707.00	ISSUED AND OUTSTANDING		Balance January 1, 1988	4,300.00
Land Reclamation & Conservation	191,552.65	School	4,474,000.00	Transfers From Taxes or Liens	
Other Recreational Services	546,696.00	Self-Liquidating		Sale for Cash (1988)	
EDUCATION (excluding schools)		Other	7,717,000.00	Cancelled, Abated or Adjusted (1988)	
Libraries	631,317.75	Total	12,191,000.00	Balance December 31, 1988	4,300.00
Other Educational Services		EQUALIZED VALUATION BASIS		CURRENT FINANCES DECEMBER 31, 1988	
STATUTORY EXPENDITURES		FOR NET DEBT COMPUTATION	2,023,597.525	ASSETS	
Pensions & F. I. C. A.	1,243,507.79	REAL PROPERTY VALUATIONS		Cash Dec. 31, 1988	6,895,015.78
Employee Fringe Benefits	467,899.00	Code Class # of Parcels % VAL'N		Taxes Receivable	466,313.13
Other Statutory Expenditures		1 Vacant Land 195 .90	10,195,500.00	Tax Title Liens	46,534.33
CETA And Other Public Employment Programs		2 Residential 5764 77.34	377,504,600.00	Foreclosed Property	4,800.00
MUNICIPAL FUNCTIONS TOTAL	13,314,790.07	3 Farm		Emergencies & Other Deferred Charges	34,000.00
CAPITAL IMPROVEMENTS *MEMO*	130,000.00	4a Commercial 296 10.19	114,837,600.00	State and Federal Aid Receivable	
DEBT SERVICE		4b Industrial 14 7.52	34,763,300.00	Other Receivables	1,026.32
Principal Payments	830,000.00	4c Apartments 50 3.55	40,053,000.00	Total	7,448,290.11
Interest Payments	981,996.67	Total 6319	1,127,354,500.00	LIABILITIES, RESERVES, AND SURPLUS	
TYPE I SCHL DEBT *MEMO	801,604.00	Land Area 6.00 Sq. Miles		Cash Liabilities	1,831,398.13
DEFERRED CHARGES	12,000.00	Net Valuation Taxable-Municipal	1,137,135,494	Reserves for Receivables	519,274.33
SCHOOL, COUNTY, SPECIAL DISTRICT TAXES	25,094,737.81	Net Valuation Taxable-County	2,142,220,550	Surplus Dec. 31, 1988	5,097,117.65
RESERVE FOR UNCOLLECTED TAXES	2,737,754.92	State Equalized Valuation	2,366,583,347	Total	7,448,290.11
EXPENDITURES TOTAL	43,021,329.47	State Equalization Ratio	47.84		

1531

Population 1980 1,571
 Population 1988 1,619
 S & P Rating
 Moody Rating

General Tax Rate Per \$100.

1.63

State Equalized Tax Rate

.89

SURF CITY BOROUGH – OCEAN COUNTY**Form of Government:****Borough Council****Number of Members on Governing Body – 6****PER CAPITA:**

Gross Debt 2,059.09
 Net Debt 462.96
 Debt Service 15.44
 Total Tax Levy 2,522.64
 Municipal Expenditures 1,329.40

PER CENT:

Gross Debt .87
 Net Debt .19
 Tax Levy Collected 93.96
 Tax Levy Cancelled, Abated or Adjusted

EXPENDITURES		REVENUES-REALIZED		1988 PROPERTY TAX	
GENERAL GOVERNMENT				STATE EQUALIZED TAX RATE	
Governing Body & Public Boards		1988 Property Taxes Collected	3,837,288.40	Local District School Taxes	
Municipal Clerk	22,800.00	1988 Payments in Lieu of Taxes		Regional & Consolidated School Tax	.28 1,259,796.52
Financial Administration	85,000.00	Delinquent Tax & Lien Collections	184,931.25	School Taxes in Municipal Budget	
Assessment of Taxes	68,050.00	Business Personalty Replacement Taxes	3,532.74	County Taxes	.36 1,661,491.71
Collection of Taxes	17,000.00	Taxes from Public Utilities	165,081.00	County Library Taxes	.02 111,156.17
Planning, Housing & Development	14,131.21	Other Miscellaneous Tax Revenues		Local Municipal Purpose Taxes	.22 1,013,200.00
Human Resources		State Aid Revenues	24,833.29	Veteran & Senior Citizen Taxes	
Elections		Federal Aid Revenues		Total Taxes for Rate Computation	.88 4,085,044.40
General Administration (other)	216,332.00	State and Local Fiscal Assistance Act Utilized		Special District Taxes	
JUDICIARY		Sole of Acquired Property		Bank Corp. Taxes	
Municipal Courts	31,000.00	Other Miscellaneous Revenues	433,200.39	Added and Omitted Taxes	38,513.36
PUBLIC SAFETY		Total	4,648,867.07	Total Taxes Levied - ABSTRACT	4,084,157.76
Fire Protection	13,555.00	Prior Years Surplus Appropriated	501,100.00	Total Taxes Billed	4,084,157.76
Police Protection	439,400.00	REVENUES TOTAL	5,149,967.07	1988 TAXES COLLECTED	3,837,288.40
Civil Defense & Disaster Control	1,600.00	Reserve For Uncollected Taxes	236,900.00	1988 Taxes Cancelled, Abated or Adjusted	
Environmental Inspection & Control	10,100.00	CAPITAL OUTLAY TOTAL	374,802.78	Transfer to Tax Title Liens or Foreclosed	
Other Public Safety				Balance Outstanding Dec. 31, 1988	246,869.36
PUBLIC WORKS				PRIOR YEARS TAXES OUTSTANDING	
Streets and Drainage	144,069.00	Public Enterprises	140,738.69	Balance January 1, 1988	185,838.86
Sewers and Sewage Processing	30,373.29	Recreation—Culture	85.68	Collected in 1988	184,931.25
Garbage and Trash Disposal	234,550.00	Public Works	160,290.92	Cancelled, Abated or Adjusted 1988	
Public Buildings and Grounds	42,900.00	Buildings and Grounds	49,206.89	Transfers to Tax Title Liens or Foreclosed	
Other Public Works		Library and Education	24,339.84	Balance December 31, 1988	907.61
HEALTH and WELFARE		Conservation	140.76	TAX TITLE LIENS OUTSTANDING	
Health Services Except Environmental	23,600.00	All Other		Balance January 1, 1988	
Welfare-Public Assistance	2,300.00	CAPITAL DEBT AUTHORIZED, DECEMBER 31, 1988		Transfer From Taxes	
Hospitals, Clinics, First Aid	100.00	ISSUED AND UNISSUED		Redeemed in 1988	
Animal, Insect, & Rodent Control	6,100.00	School	279,612	Cancelled, Abated or Adjusted (1988)	
Other Welfare Services		Self-liquidating	2,304,532	Transfers to Foreclosed Property	
RECREATION and CONSERVATION		Other	749,528	Balance December 31, 1988	
Beaches and Boardwalks	133,400.00	Total	3,333,674	PROPERTY ACQUIRED BY DEED OR	
Parks, Playgrounds, Shade Trees	10,700.00	ISSUED AND OUTSTANDING		FORECLOSURE	
Land Reclamation & Conservation		School	279,612.64	Balance January 1, 1988	4,725.00
Other Recreational Services	5,000.00	Self-Liquidating	130,000.00	Transfers From Taxes or Liens	
EDUCATION (excluding schools)		Other	32,250.00	Sole for Cash (1988)	
Libraries	2,000.00	Total	441,862.64	Cancelled, Abated or Adjusted (1988)	
Other Educational Services		EQUALIZED VALUATION BASIS		Balance December 31, 1988	4,725.00
STATUTORY EXPENDITURES		FOR NET DEBT COMPUTATION	384,470,616	CURRENT FINANCES DECEMBER 31, 1988	
Pensions & F. I. C. A.	106,400.00	REAL PROPERTY VALUATIONS		ASSETS	
Employee Fringe Benefits	101,000.00	Code Class # of Parcels % VAL'N		Cash Dec. 31, 1988	1,391,925.58
Other Statutory Expenditures	8,000.00	1 Vacant Land 103 1.93	4,765,700.00	Taxes Receivable	247,776.97
CETA And Other Public Employment Programs		2 Residential 1993 90.56	223,722,200.00	Tax Title Liens	
MUNICIPAL FUNCTIONS		3 Farm		Foreclosed Property	4,725.00
CAPITAL IMPROVEMENTS *MEMO*	10,000.00	4a Commercial 95 7.20	17,779,700.00	Emergencies & Other Deferred Charges	87,400.00
DEBT SERVICE		4b Industrial		State and Federal Aid Receivable	1,702.63
Principal Payments	25,000.00	4c Apartments 2 .32	730,800.00	Other Receivables	130,794.70
Interest Payments		Total 2193	247,048,400.00	Total	1,864,324.88
DEFERRED CHARGES		Land Area .65 Sq. Miles		LIABILITIES, RESERVES, AND SURPLUS	
SCHOOL, COUNTY, SPECIAL DISTRICT TAXES	3,032,444.40	Net Valuation Taxable-Municipal	243,942,537	Cash Liabilities	918,727.91
RESERVE FOR UNCOLLECTED TAXES	236,900.00	Net Valuation Taxable-County	399,014,922	Reserves for Receivables	383,296.67
EXPENDITURES		State Equalized Valuation	454,944,568	Surplus Dec. 31, 1988	562,300.30
TOTAL	5,134,744.40	State Equalization Ratio	54.53	Total	1,864,324.88

1921
 Population 1980 2,418
 Population 1988 2,418
 S & P Rating
 Moody Rating

General Tax Rate Per \$100. 2.65
 State Equalized Tax Rate 2.16

SUSSEX BOROUGH - SUSSEX COUNTY
Form of Government:
Borough Council
Number of Members on Governing Body - 6

PER CAPITA:
 Gross Debt 1,360.77
 Net Debt 163.91
 Debt Service
 Total Tax Levy 550.90
 Municipal Expenditures 314.28

PER CENT
 Gross Debt 5.56
 Net Debt .67
 Tax Levy Collected 91.30
 Tax Levy Cancelled, Abated or Adjusted .46

EXPENDITURES		REVENUES-REALIZED		1988 PROPERTY TAX	
GENERAL GOVERNMENT				STATE EQUALIZED TAX RATE →	
Governing Body & Public Boards		1988 Property Taxes Collected		Local District School Taxes	
Municipal Clerk		1988 Payments in Lieu of Taxes		Regional & Consolidated School Tax 1.20	363,477.73
Financial Administration	14,352.05	Delinquent Tax & Lien Collections		School Taxes in Municipal Budget	
Assessment of Taxes	7,179.00	Business Personalty Replacement Taxes		County Taxes .48 *	345,361.72
Collection of Taxes	9,050.00	Taxes from Public Utilities		County Library Taxes .03	23,319.35
Planning, Housing & Development	11,342.45	Other Miscellaneous Tax Revenues		Local Municipal Purpose Taxes .44	321,324.54
Human Resources	1,040.50	State Aid Revenues		Veteran & Senior Citizen Taxes	19,450.00
Elections	3,000.00	Federal Aid Revenues		Total Taxes for Rate Computation 2.15	1,579,433.64
General Administration (other)	101,494.37	State and Local Fiscal Assistance Act Utilized		Special District Taxes	
JUDICIARY		Sale of Acquired Property		Bank Corp. Taxes	5,025.94
Municipal Courts	17,020.06	Other Miscellaneous Revenues		Added and Omitted Taxes	3,527.57
PUBLIC SAFETY		Total		Total Taxes Levied - ABSTRACT	1,573,337.15
Fire Protection	21,738.10	Prior Years Surplus Appropriated		Total Taxes Billed	1,574,133.11
Police Protection	135,737.93	REVENUES TOTAL		1988 TAXES COLLECTED	1,445,004.13
Civil Defense & Disaster Control	450.00	Reserve For Uncollected Taxes		1988 Taxes Cancelled, Abated or Adjusted	7,292.80
Environmental Inspection & Control	10,539.00	CAPITAL OUTLAY TOTAL		Transfer to Tax Title Liens or Foreclosed	18,308.85
Other Public Safety				Balance Outstanding Dec. 31, 1988	103,527.33
PUBLIC WORKS				PRIOR YEARS TAXES OUTSTANDING	
Streets and Drainage	106,630.06	Public Enterprises		Balance January 1, 1988	125,553.94
Sewers and Sewage Processing		Recreation—Culture		Collected in 1988	106,378.23
Garbage and Trash Disposal	18,922.57	Public Works		Cancelled, Abated or Adjusted 1988	
Public Buildings and Grounds	14,099.00	Buildings and Grounds		Transfers to Tax Title Liens or Foreclosed	10,376.80
Other Public Works		Library and Education		Balance December 31, 1988	3,398.86
HEALTH and WELFARE		Conservation		TAX TITLE LIENS OUTSTANDING	
Health Services Except Environmental	4,203.70	All Other		Balance January 1, 1988	21,552.33
Welfare-Public Assistance	5,551.00	CAPITAL DEBT AUTHORIZED, DECEMBER 31, 1988		Transfer From Taxes	31,073.10
Hospitals, Clinics, First Aid		ISSUED AND UNISSUED GROSS DEBT NET DEBT		Redeemed in 1988	
Animal, Insect, & Rodent Control	450.00	School 1,066,277		Cancelled, Abated or Adjusted (1988)	
Other Welfare Services		Self-liquidating 1,327,970		Transfers to Foreclosed Property	
RECREATION and CONSERVATION		Other 396,100		Balance December 31, 1988	52,725.93
Beaches and Boardwalks		Total 3,290,343		PROPERTY ACQUIRED BY DEED OR FORECLOSURE	
Parks, Playgrounds, Shade Trees		ISSUED AND OUTSTANDING		Balance January 1, 1988	175,100.00
Land Reclamation & Conservation	3,000.00	School 735,557.04		Transfers From Taxes or Liens	
Other Recreational Services	4,797.01	Self-Liquidating 1,332,520.66		Sale for Cash (1988)	
EDUCATION (excluding schools)		Other 175,250.00		Cancelled, Abated or Adjusted (1988)	
Libraries	1,501.00	Total 2,294,327.70		Balance December 31, 1988	175,100.00
Other Educational Services		EQUALIZED VALUATION BASIS		CURRENT FINANCES DECEMBER 31, 1988	
STATUTORY EXPENDITURES		FOR NET DEBT COMPUTATION		ASSETS	
Pensions & F. I. C. A.	36,571.30	REAL PROPERTY VALUATIONS		Cash Dec. 31, 1988	228,203.41
Employee Fringe Benefits	19,151.00	Code Class # of Parcels % VAL'N ASSESSED VALUATION		Taxes Receivable	111,926.19
Other Statutory Expenditures	2,100.00	1 Vacant Land 84 2.03 1,224,500.00		Tax Title Liens	52,725.93
CETA And Other Public Employment Programs		2 Residential 412 56.40 33,148,600.00		Foreclosed Property	175,100.00
MUNICIPAL FUNCTIONS TOTAL	557,530.10	3 Farm 5 .33 219,100.00		Emergencies & Other Deferred Charges	29,000.00
CAPITAL IMPROVEMENTS *MEMO*	10,500.00	4a Commercial 87 25.54 15,009,100.00		State and Federal Aid Receivable	
DEBT SERVICE		4b Industrial 3 .56 328,900.00		Other Receivables	31,354.51
Principal Payments		4c Apartments 5 15.05 3,846,500.00		Total	628,315.04
Interest Payments		Total 596 58,776,600.00		LIABILITIES, RESERVES, AND SURPLUS	
DEFERRED CHARGES	30,390.00	Land Area .75 Sq. Miles		Cash Liabilities	27,965.83
SCHOOL, COUNTY, SPECIAL DISTRICT TAXES	1,238,158.80	Net Valuation Taxable-Municipal		Reserves for Receivables	371,106.63
RESERVE FOR UNCOLLECTED TAXES	172,009.84	Net Valuation Taxable-County		Surplus Dec. 31, 1988	229,242.58
EXPENDITURES TOTAL	1,998,038.74	State Equalized Valuation		Total	628,315.04
		State Equalization Ratio			

Population 1980 2,031
 Population 1988 2,037
 S & P Rating
 Moody Rating

General Tax Rate Per \$100.

4.17

State Equalized Tax Rate

2.66

SWEDESBORO BORO. - GLOUCESTER CO.**Form of Government:****Borough Council****Number of Members on Governing Body - 6**

PER CAPITA:

893.99

Gross Debt

4.90

Net Debt

174.79

Net Debt

.96

Debt Service

4.42

Tax Levy Collected

84.67

Total Tax Levy

616.87

Tax Levy Cancelled, Abated

Municipal Expenditures

379.49

or Adjusted

EXPENDITURES		REVENUES-REALIZED		1988 PROPERTY TAX	
GENERAL GOVERNMENT				STATE EQUALIZED TAX RATE	
Governing Body & Public Boards	7,150.00	1988 Property Taxes Collected	1,051,225.98	Local District School Taxes	.91 385,469.90
Municipal Clerk	24,536.15	1988 Payments in Lieu of Taxes		Regional & Consolidated School Tax	.70 295,548.39
Financial Administration	18,600.04	Delinquent Tax & Lien Collections	189,355.50	School Taxes in Municipal Budget	
Assessment of Taxes	6,932.04	Business Personalty Replacement Taxes	86,783.12	County Taxes	.79 335,276.58
Collection of Taxes	8,032.00	Taxes from Public Utilities	124,733.00	County Library Taxes	.02 9,467.90
Planning, Housing & Development	2,340.00	Other Miscellaneous Tax Revenues		Local Municipal Purpose Taxes	.22 94,206.17
Human Resources	30,779.70	State Aid Revenues	42,461.12	Veteran & Senior Citizen Taxes	
Elections	818.79	Federal Aid Revenues		Total Taxes for Rate Computation	2.64 1,143,618.94
General Administration (other)	83,407.36	State and Local Fiscal Assistance Act Utilized		Special District Taxes	
JUDICIARY		Sale of Acquired Property		Bank Corp. Taxes	14,973.17
Municipal Courts	13,739.13	Other Miscellaneous Revenues		Added and Omitted Taxes	4,112.34
PUBLIC SAFETY		Total	1,606,030.80	Total Taxes Levied - ABSTRACT	1,256,554.45
Fire Protection	43,457.56	Prior Years Surplus Appropriated	191,729.28	Total Taxes Billed	1,241,581.28
Police Protection	145,229.76	REVENUES TOTAL	1,797,760.03	1988 TAXES COLLECTED	1,051,225.98
Civil Defense & Disaster Control	436.00	Reserve For Uncollected Taxes	200,194.87	1988 Taxes Cancelled, Abated or Adjusted	
Environmental Inspection & Control	12,415.00	CAPITAL OUTLAY TOTAL	203,389.02	Transfer to Tax Title Liens or Foreclosed	29,571.62
Other Public Safety				Balance Outstanding Dec. 31, 1988	160,783.68
PUBLIC WORKS				PRIOR YEARS TAXES OUTSTANDING	
Streets and Drainage	55,564.25	Public Enterprises	200,547.62	Balance January 1, 1988	175,999.71
Sewers and Sewage Processing		Recreation—Culture		Collected in 1988	143,589.02
Garbage and Trash Disposal		Public Works	2,690.80	Cancelled, Abated or Adjusted 1988	
Public Buildings and Grounds	24,000.00	Buildings and Grounds	150.60	Transfers to Tax Title Liens or Foreclosed	13,332.14
Other Public Works	3,000.00	Library and Education		Balance December 31, 1988	19,078.55
HEALTH and WELFARE		Conservation		TAX TITLE LIENS OUTSTANDING	
Health Services Except Environmental	1,458.00	All Other		Balance January 1, 1988	33,977.78
Welfare-Public Assistance	3,328.04	CAPITAL DEBT AUTHORIZED, DECEMBER 31, 1988		Transfer From Taxes	45,256.04
Hospitals, Clinics, First Aid		ISSUED AND UNISSUED GROSS DEBT NET DEBT		Redeemed in 1988	45,766.48
Animal, Insect, & Rodent Control	2,820.00	School 1,203,857 239,846		Cancelled, Abated or Adjusted (1988)	
Other Welfare Services		Self-liquidating 501,000		Transfers to Foreclosed Property	
RECREATION and CONSERVATION		Other 116,199 116,199		Balance December 31, 1988	33,467.34
Beaches and Boardwalks	4,500.00	Total 1,821,057 356,045		PROPERTY ACQUIRED BY DEED OR FORECLOSURE	
Parks, Playgrounds, Shade Trees		ISSUED AND OUTSTANDING		Balance January 1, 1988	3,450.00
Land Reclamation & Conservation	3,000.00	School 1,203,857.85		Transfers From Taxes or Liens	
Other Recreational Services		Self-Liquidating 389,500.00		Sale for Cash (1988)	
EDUCATION (excluding schools)		Other 45,600.00		Cancelled, Abated or Adjusted (1988)	
Libraries	5,500.00	Total 1,638,957.85		Balance December 31, 1988	3,450.00
Other Educational Services		EQUALIZED VALUATION BASIS		CURRENT FINANCES DECEMBER 31, 1988	
STATUTORY EXPENDITURES		FOR NET DEBT COMPUTATION	37,163,930	ASSETS	
Pensions & F. I. C. A.	25,000.00	REAL PROPERTY VALUATIONS		Cash Dec. 31, 1988	289,931.00
Employee Fringe Benefits	23,000.00	Code Class # of Parcels % VAL'N		Taxes Receivable	179,862.23
Other Statutory Expenditures		1 Vacant Land 64 1.14		Tax Title Liens	33,467.34
CETA And Other Public Employment Programs	549,123.82	2 Residential 556 69.50		Foreclosed Property	3,450.00
MUNICIPAL FUNCTIONS TOTAL	549,123.82	3 Farm 13 .90		Emergencies & Other Deferred Charges	5,937.00
CAPITAL IMPROVEMENTS *MEMO*	1,000.00	4a Commercial 83 23.70		State and Federal Aid Receivable	1,831.26
DEBT SERVICE		4b Industrial 5 3.28		Other Receivables	19,894.71
Principal Payments	9,000.00	4c Apartments 8 1.47		Total	534,373.54
Interest Payments		Total 734		LIABILITIES, RESERVES, AND SURPLUS	
DEFERRED CHARGES	14,694.00	Land Area .77 Sq. Miles		Cash Liabilities	120,185.77
SCHOOL, COUNTY, SPECIAL DISTRICT TAXES	1,143,262.77	Net Valuation Taxable-Municipal	26,916,048	Reserves for Receivables	236,674.28
RESERVE FOR UNCOLLECTED TAXES	200,194.87	Net Valuation Taxable-County	42,754,637	Surplus Dec. 31, 1988	177,513.49
EXPENDITURES TOTAL	1,916,275.46	State Equalized Valuation	41,459,446	Total	534,373.54
		State Equalization Ratio	63.71		

0335

Population 1980 6,236
 Population 1988 7,186
 S & P Rating
 Moody Rating

General Tax Rate Per \$100.

2.81

State Equalized Tax Rate

1.72

TABERNACLE TWP. - BURLINGTON CO.

Form of Government:

Township Committee

Number of Members on Governing Body - 3

PER CAPITA:

Gross Debt	761.92	PER CENT:	
Net Debt	157.67	Gross Debt	2.43
Debt Service	36.56	Net Debt	.50
Total Tax Levy	732.10	Tax Levy Collected	94.36
Municipal Expenditures	231.18	Tax Levy Cancelled, Abated or Adjusted	.52

EXPENDITURES		REVENUES-REALIZED		1988 PROPERTY TAX	
GENERAL GOVERNMENT		1988 Property Taxes Collected		STATE EQUALIZED TAX RATE	
Governing Body & Public Boards		4,988,237.00		Local District School Taxes	.67
Municipal Clerk		108,975.00		Regional & Consolidated School Tax	.35
Financial Administration	24,450.00	277,375.00		School Taxes in Municipal Budget	
Assessment of Taxes	28,675.00	14,853.00		County Taxes	.52
Collection of Taxes	20,850.00	323,360.00		County Library Taxes	.03
Planning, Housing & Development	800.00	22,675.00		Local Municipal Purpose Taxes	.16
Human Resources		6,155.00		Veteran & Senior Citizen Taxes	
Elections		394,324.00		Total Taxes for Rate Computation	1.73
General Administration (other)	227,460.00	450,000.00		Special District Taxes	
JUDICIARY		6,477,009.00		Bank Corp. Taxes	
Municipal Courts	24,300.00	376,349.00		Added and Omitted Taxes	
PUBLIC SAFETY		991,979.00		Total Taxes Levied - ABSTRACT	
Fire Protection		104,381.00		Total Taxes Billed	
Police Protection	73,000.00	837,598.00		1988 TAXES COLLECTED	
Civil Defense & Disaster Control				1988 Taxes Cancelled, Abated or Adjusted	
Environmental Inspection & Control	13,900.00			Transfer to Tax Title Liens or Foreclosed	
Other Public Safety				Balance Outstanding Dec. 31, 1988	
PUBLIC WORKS				PRIOR YEARS TAXES OUTSTANDING	
Streets and Drainage	45,000.00			Balance January 1, 1988	
Sewers and Sewage Processing				Collected in 1988	
Garbage and Trash Disposal	25,000.00			Cancelled, Abated or Adjusted 1988	
Public Buildings and Grounds	79,000.00			Transfers to Tax Title Liens or Foreclosed	
Other Public Works	246,000.00			Balance December 31, 1988	
HEALTH and WELFARE				TAX TITLE LIENS OUTSTANDING	
Health Services Except Environmental	1,350.00			Balance January 1, 1988	
Welfare-Public Assistance	2,650.00			Transfer From Taxes	
Hospitals, Clinics, First Aid				Redeemed in 1988	
Animal, Insect, & Rodent Control	1,000.00			Cancelled, Abated or Adjusted (1988)	
Other Welfare Services				Transfers to Foreclosed Property	
RECREATION and CONSERVATION				Balance December 31, 1988	
Beaches and Boardwalks				PROPERTY ACQUIRED BY DEED OR FORECLOSURE	
Parks, Playgrounds, Shade Trees				Balance January 1, 1988	
Land Reclamation & Conservation	13,000.00			Transfers From Taxes or Liens	
Other Recreational Services	10,000.00			Sale for Cash (1988)	
EDUCATION (excluding schools)				Cancelled, Abated or Adjusted (1988)	
Libraries				Balance December 31, 1988	
Other Educational Services				CURRENT FINANCES DECEMBER 31, 1988	
STATUTORY EXPENDITURES				ASSETS	
Pensions & F. I. C. A.	43,500.00			Cash Dec. 31, 1988	
Employee Fringe Benefits	22,000.00			Taxes Receivable	
Other Statutory Expenditures	3,500.00			Tax Title Liens	
CETA And Other Public Employment Programs				Foreclosed Property	
MUNICIPAL FUNCTIONS TOTAL	1,019,410.00			Emergencies & Other Deferred Charges	
CAPITAL IMPROVEMENTS *MEMO*	35,000.00			State and Federal Aid Receivable	
DEBT SERVICE				Other Receivables	
Principal Payments	112,000.00			Total	
Interest Payments	151,469.00			LIABILITIES, RESERVES, AND SURPLUS	
DEFERRED CHARGES	2,057.00			Cash Liabilities	
SCHOOL, COUNTY, SPECIAL DISTRICT TAXES	4,629,516.74			Reserves for Receivables	
RESERVE FOR UNCOLLECTED TAXES	376,349.00			Surplus Dec. 31, 1988	
EXPENDITURES TOTAL	6,290,801.74			Total	

0433

Population 1980 9
 Population 1988 12
 S & P Rating
 Moody Rating

General Tax Rate Per \$100.

1.54

State Equalized Tax Rate

1.58

TAVISTOCK BOROUGH - CAMDEN COUNTY

Form of Government:

Commission (1911)

Number of Members on Governing Body - 3

PER CAPITA:

Gross Debt

Net Debt

Debt Service

Total Tax Levy

Municipal Expenditures

3,695.67

1,460.50

PER CENT:

Gross Debt

Net Debt

Tax Levy Collected

Tax Levy Cancelled, Abated

or Adjusted

100.00

EXPENDITURES		REVENUES-REALIZED		1988 PROPERTY TAX	
GENERAL GOVERNMENT				STATE EQUALIZED TAX RATE	
Governing Body & Public Boards		1988 Property Taxes Collected	44,408.00	Local District School Taxes	
Municipal Clerk		1988 Payments in Lieu of Taxes		Regional & Consolidated School Tax	
Financial Administration	500.00	Delinquent Tax & Lien Collections		School Taxes in Municipal Budget	
Assessment of Taxes	1,150.00	Business Personalty Replacement Taxes	2,316.00	County Taxes	1.11 31,252.00
Collection of Taxes		Taxes from Public Utilities	1,121.00	County Library Taxes	.03 821.00
Planning, Housing & Development		Other Miscellaneous Tax Revenues		Local Municipal Purpose Taxes	.44 12,275.00
Human Resources		State Aid Revenues	101.00	Veteran & Senior Citizen Taxes	
Elections	1,200.00	Federal Aid Revenues		Total Taxes for Rate Computation	1.58 44,348.00
General Administration (other)	7,236.00	State and Local Fiscal Assistance Act Utilized		Special District Taxes	
JUDICIARY		Sale of Acquired Property		Bank Corp. Taxes	
Municipal Courts		Other Miscellaneous Revenues	610.00	Added and Omitted Taxes	
PUBLIC SAFETY		Total	48,556.00	Total Taxes Levied - ABSTRACT	44,348.00
Fire Protection	650.00	Prior Years Surplus Appropriated	1,534.00	Total Taxes Billed	44,408.00
Police Protection	1,100.00	REVENUES TOTAL	50,090.00	1988 TAXES COLLECTED	44,408.00
Civil Defense & Disaster Control		Reserve For Uncollected Taxes		1988 Taxes Cancelled, Abated or Adjusted	
Environmental Inspection & Control				Transfer to Tax Title Liens or Foreclosed	
Other Public Safety				Balance Outstanding Dec. 31, 1988	
PUBLIC WORKS		CAPITAL OUTLAY TOTAL		PRIOR YEARS TAXES OUTSTANDING	
Streets and Drainage	4,050.00	Public Enterprises		Balance January 1, 1988	
Sewers and Sewage Processing		Recreation—Culture		Collected in 1988	
Garbage and Trash Disposal		Public Works		Cancelled, Abated or Adjusted 1988	
Public Buildings and Grounds		Buildings and Grounds		Transfers to Tax Title Liens or Foreclosed	
Other Public Works		Library and Education		Balance December 31, 1988	
HEALTH and WELFARE		Conservation		TAX TITLE LIENS OUTSTANDING	
Health Services Except Environmental		All Other		Balance January 1, 1988	
Welfare-Public Assistance				Transfer From Taxes	
Hospitals, Clinics, First Aid		CAPITAL DEBT AUTHORIZED, DECEMBER 31, 1988		Redeemed in 1988	
Animal, Insect, & Rodent Control		ISSUED AND UNISSUED GROSS DEBT NET DEBT		Cancelled, Abated or Adjusted (1988)	
Other Welfare Services		School		Transfers to Foreclosed Property	
RECREATION and CONSERVATION		Self-liquidating		Balance December 31, 1988	
Beaches and Boardwalks		Other		PROPERTY ACQUIRED BY DEED OR	
Parks, Playgrounds, Shade Trees		Total		FORECLOSURE	
Land Reclamation & Conservation				Balance January 1, 1988	
Other Recreational Services		ISSUED AND OUTSTANDING		Transfers From Taxes or Liens	
EDUCATION (excluding schools)		School		Sale for Cash (1988)	
Libraries		Self-Liquidating		Cancelled, Abated or Adjusted (1988)	
Other Educational Services		Other		Balance December 31, 1988	
STATUTORY EXPENDITURES		Total		CURRENT FINANCES DECEMBER 31, 1988	
Pensions & F. I. C. A.	500.00	EQUALIZED VALUATION BASIS		ASSETS	
Employee Fringe Benefits		FOR NET DEBT COMPUTATION	2,665,132	Cash Dec. 31, 1988	6,134.00
Other Statutory Expenditures	75.00	REAL PROPERTY VALUATIONS		Taxes Receivable	
CETA And Other Public Employment Programs		Code Class # of Parcels % VAL'N		Tax Title Liens	
MUNICIPAL FUNCTIONS TOTAL	16,511.00	1 Vacant Land		Foreclosed Property	
CAPITAL IMPROVEMENTS *MEMO*		2 Residential 3 31.83	917,300.00	Emergencies & Other Deferred Charges	
DEBT SERVICE		3 Farm		State and Federal Aid Receivable	
Principal Payments		4a Commercial 11 68.17	1,964,300.00	Other Receivables	
Interest Payments		4b Industrial		Total	6,134.00
DEFERRED CHARGES	1,015.00	4c Apartments		LIABILITIES, RESERVES, AND SURPLUS	
SCHOOL, COUNTY, SPECIAL DISTRICT TAXES	32,073.00	Total 14	2,831,600.00	Cash Liabilities	3,947.00
RESERVE FOR UNCOLLECTED TAXES		Land Area .27 Sq. Miles		Reserves for Receivables	
EXPENDITURES TOTAL	49,599.00	Net Valuation Taxable-Municipal	2,887,411	Surplus Dec. 31, 1988	2,187.00
		Net Valuation Taxable-County	3,028,227	Total	6,134.00
		State Equalized Valuation	2,807,561		
		State Equalization Ratio	102.85		

0260
Population 1980 39,007
Population 1988 37,816
S & P Rating
Maady Rating AA

General Tax Rate Per \$100. 1.77
State Equalized Tax Rate 1.87

TEANECK TOWNSHIP - BERGEN COUNTY
Form of Government:
Council-Manager (1923)
Number of Members on Governing Body - 7

PER CAPITA:
Gross Debt 214.47
Net Debt 152.20
Debt Service 4.55
Total Tax Levy 1,345.37
Municipal Expenditures 613.65
PER CENT:
Gross Debt .36
Net Debt .26
Tax Levy Collected 97.70
Tax Levy Cancelled, Abated or Adjusted .79

EXPENDITURES		REVENUES-REALIZED		1988 PROPERTY TAX	
GENERAL GOVERNMENT				STATE EQUALIZED TAX RATE	
Governing Body & Public Boards		1988 Property Taxes Collected	47,635,541.25	Local District School Taxes	1.06 28,655,710.50
Municipal Clerk		1988 Payments in Lieu of Taxes		Regional & Consolidated School Tax	
Financial Administration	353,220.00	Delinquent Tax & Lien Collections	693,856.06	School Taxes in Municipal Budget	
Assessment of Taxes	180,943.00	Business Personalty Replacement Taxes	373,333.32	County Taxes	.21 5,710,171.29
Collection of Taxes		Taxes from Public Utilities	2,356,025.00	County Library Taxes	
Planning, Housing & Development	66,922.00	Other Miscellaneous Tax Revenues		Local Municipal Purpose Taxes	.60 16,254,199.00
Human Resources		State Aid Revenues	404,747.73	Veteran & Senior Citizen Taxes	287,350.00
Elections	24,010.00	Federal Aid Revenues		Total Taxes far Rate Computation	1.37 50,907,930.79
General Administration (other)	2,545,022.00	State and Local Fiscal Assistance Act Utilized		Special District Taxes	
JUDICIARY		Sale of Acquired Property	354,000.00	Bank Corp. Taxes	120,474.11
Municipal Courts	226,034.00	Other Miscellaneous Revenues	2,318,727.72	Added and Omitted Taxes	136,060.23
PUBLIC SAFETY		Total	56,136,231.03	Total Taxes Levied - ABSTRACT	50,376,615.13
Fire Protection	3,925,916.00	Prior Years Surplus Appropriated	2,000,000.00	Total Taxes Billed	50,304,273.21
Police Protection	4,066,959.00	REVENUES TOTAL	58,136,231.03	1988 TAXES COLLECTED	49,635,541.25
Civil Defense & Disaster Control	1,930.00	Reserve For Uncollected Taxes	1,301,407.00	1988 Taxes Cancelled, Abated or Adjusted	403,289.32
Environmental Inspection & Control	228,439.00	CAPITAL OUTLAY TOTAL	1,141,033.14	Transfer to Tax Title Liens or Foreclosed	
Other Public Safety				Balance Outstanding Dec. 31, 1988	765,442.64
PUBLIC WORKS				PRIOR YEARS TAXES OUTSTANDING	
Streets and Drainage	1,592,723.00	Public Enterprises		Balance January 1, 1988	1,029,516.33
Sewers and Sewage Processing	1,605,085.92	Recreation—Culture	54,306.05	Collected in 1988	693,856.06
Garbage and Trash Disposal	756,844.03	Public Works	295,552.32	Cancelled, Abated or Adjusted 1988	1,326.37
Public Buildings and Grounds		Buildings and Grounds	791,174.77	Transfers to Tax Title Liens or Foreclosed	
Other Public Works	73,200.00	Library and Education		Balance December 31, 1988	333,833.90
HEALTH and WELFARE		Conservation		TAX TITLE LIENS OUTSTANDING	
Health Services Except Environmental	324,496.00	All Other		Balance January 1, 1988	
Welfare-Public Assistance	44,124.00	CAPITAL DEBT AUTHORIZED, DECEMBER 31, 1988		Transfer From Taxes	
Hospitals, Clinics, First Aid		ISSUED AND UNISSUED GROSS DEBT NET DEBT		Redeemed in 1988	
Animal, Insect, & Rodent Control		School 2,355,000		Cancelled, Abated or Adjusted (1988)	
Other Welfare Services		Self-liquidating 5,755,520	5,755,520	Transfers to Foreclosed Property	
RECREATION and CONSERVATION		Other 8,110,520	5,755,520	Balance December 31, 1988	
Beaches and Boardwalks		Total 8,110,520		PROPERTY ACQUIRED BY DEED OR FORECLOSURE	
Parks, Playgrounds, Shade Trees	434,497.00	ISSUED AND OUTSTANDING		Balance January 1, 1988	665,232.00
Land Reclamation & Conservation	330.00	School 2,355,000.00		Transfers From Taxes or Liens	
Other Recreational Services	561,814.00	Self-Liquidating 293,000.00		Sale for Cash (1988)	
EDUCATION (excluding schools)		Other 2,648,000.00		Cancelled, Abated or Adjusted (1988)	354,000.00
Libraries	900,311.00	Total 2,648,000.00		Balance December 31, 1988	311,232.00
Other Educational Services		EQUALIZED VALUATION BASIS FOR NET DEBT COMPUTATION	2,239,074,475	CURRENT FINANCES DECEMBER 31, 1988	
STATUTORY EXPENDITURES		REAL PROPERTY VALUATIONS		ASSETS	
Pensions & F. I. C. A.	2,092,652.00	Code Class # of Parcels % VAL'N		Cash Dec. 31, 1988	6,157,889.75
Employee Fringe Benefits	825,500.00	1 Vacant Land 97 .48	13,671,200.00	Taxes Receivable	1,099,276.54
Other Statutory Expenditures		2 Residential 10971 84.02	2,399,422,700.00	Tax Title Liens	
CETA And Other Public Employment Programs		3 Farm 364 11.58	330,754,000.00	Foreclosed Property	311,232.00
MUNICIPAL FUNCTIONS TOTAL	20,830,977.00	4a Commercial 20 1.76	50,126,400.00	Emergencies & Other Deferred Charges	150,000.00
CAPITAL IMPROVEMENTS *MEMO*	453,535.00	4c Apartments 65 2.16	61,722,000.00	State and Federal Aid Receivable	
DEBT SERVICE		Total 11517	2,855,696,300.00	Other Receivables	2,306,340.90
Principal Payments	150,000.00	Land Area 5.90 Sq. Miles		Total	10,024,739.19
Interest Payments	22,080.00	Net Valuation Taxable-Municipal	2,862,335,700	LIABILITIES, RESERVES, AND SURPLUS	
DEFERRED CHARGES	901,200.00	Net Valuation Taxable-County	2,263,401,482	Cash Liabilities	3,370,689.58
SCHOOL, COUNTY, SPECIAL DISTRICT TAXES	34,365,881.79	State Equalized Valuation	2,715,771,646	Reserves for Receivables	3,716,849.44
RESERVE FOR UNCOLLECTED TAXES	1,301,407.00	State Equalization Ratio	105.41	Surplus Dec. 31, 1988	2,937,200.17
EXPENDITURES TOTAL	57,571,545.79			Total	10,024,739.19

0261

Population 1980 13,552
 Population 1988 12,950
 S & P Rating
 Moody Rating AA

General Tax Rate Per \$100.

3.02

State Equalized Tax Rate

1.46

TENAFLY BOROUGH - BERGEN COUNTY**Form of Government:****Borough Council****Number of Members on Governing Body - 6****PER CAPITA:**

Gross Debt 859.12
 Net Debt 725.61
 Debt Service 81.45
 Total Tax Levy 1,903.59
 Municipal Expenditures 848.35

PER CENT:

Gross Debt .80
 Net Debt .68
 Tax Levy Collected 98.99
 Tax Levy Cancelled, Abated or Adjusted

EXPENDITURES		REVENUES-REALIZED		1988 PROPERTY TAX	
GENERAL GOVERNMENT				STATE EQUALIZED TAX RATE →	
Governing Body & Public Boards		1988 Property Taxes Collected	24,359,375.21	Local District School Taxes	.78 13,131,111.00
Municipal Clerk	89,945.00	1988 Payments in Lieu of Taxes		Regional & Consolidated School Tax	
Financial Administration	30,350.00	Delinquent Tax & Lien Collections	169,677.10	School Taxes in Municipal Budget	
Assessment of Taxes	109,930.00	Business Personalty Replacement Taxes	146,394.24	County Taxes	.21 3,531,960.70
Collection of Taxes	143,030.00	Taxes from Public Utilities	1,032,199.00	County Library Taxes	
Planning, Housing & Development	17,125.00	Other Miscellaneous Tax Revenues		Local Municipal Purpose Taxes	.47 7,788,589.82
Human Resources	84,700.00	State Aid Revenues	146,353.78	Veteran & Senior Citizen Taxes	80,250.00
Elections	40,500.00	Federal Aid Revenues		Total Taxes for Rate Computation	1.46 24,531,911.52
General Administration (other)	577,365.00	State and Local Fiscal Assistance Act Utilized	7,428.18	Special District Taxes	
JUDICIARY		Sale of Acquired Property		Bank Corp. Taxes	50,316.79
Municipal Courts	1,928.18	Other Miscellaneous Revenues	719,412.36	Added and Omitted Taxes	149,563.61
PUBLIC SAFETY		Total	26,630,839.37	Total Taxes Levied - ABSTRACT	24,651,541.92
Fire Protection	297,120.83	Prior Years Surplus Appropriated	1,100,000.00	Total Taxes Billed	24,608,875.89
Police Protection	1,753,477.00	REVENUES	27,730,839.37	1988 TAXES COLLECTED	24,359,375.21
Civil Defense & Disaster Control	3,495.00	Reserve For Uncollected Taxes	579,570.86	1988 Taxes Cancelled, Abated or Adjusted	37.43
Environmental Inspection & Control	106,535.00	CAPITAL OUTLAY	1,115,345.68	Transfer to Tax Title Liens or Foreclosed	27.18
Other Public Safety		TOTAL		Balance Outstanding Dec. 31, 1988	249,436.07
PUBLIC WORKS				PRIOR YEARS TAXES OUTSTANDING	
Streets and Drainage	916,741.00	Public Enterprises		Balance January 1, 1988	170,738.71
Sewers and Sewage Processing	703,406.15	Recreation—Culture		Collected in 1988	169,677.10
Garbage and Trash Disposal	2,283,430.00	Public Works	210,010.34	Cancelled, Abated or Adjusted 1988	
Public Buildings and Grounds	55,673.00	Buildings and Grounds	902,555.61	Transfers to Tax Title Liens or Foreclosed	
Other Public Works	51,300.00	Library and Education	2,779.73	Balance December 31, 1988	1,061.61
HEALTH and WELFARE		Conservation		TAX TITLE LIENS OUTSTANDING	
Health Services Except Environmental	91,341.00	All Other		Balance January 1, 1988	561.84
Welfare-Public Assistance	13,000.00	CAPITAL DEBT AUTHORIZED, DECEMBER 31, 1988		Transfer From Taxes	27.18
Hospitals, Clinics, First Aid		ISSUED AND UNISSUED		Redeemed in 1988	
Animal, Insect, & Rodent Control	4,500.00	School	1,729,000	Cancelled, Abated or Adjusted (1988)	
Other Welfare Services		Self-liquidating		Transfers to Foreclosed Property	
RECREATION and CONSERVATION		Other	9,396,663	Balance December 31, 1988	589.02
Beaches and Boardwalks		Total	11,125,663	PROPERTY ACQUIRED BY DEED OR FORECLOSURE	
Parks, Playgrounds, Shade Trees	339,948.22	ISSUED AND OUTSTANDING		Balance January 1, 1988	18,200.00
Land Reclamation & Conservation	300.00	School	1,729,000.00	Transfers From Taxes or Liens	
Other Recreational Services	196,236.00	Self-Liquidating		Sale for Cash (1988)	
EDUCATION (excluding schools)		Other	9,296,663.00	Cancelled, Abated or Adjusted (1988)	
Libraries	426,616.24	Total	11,025,663.00	Balance December 31, 1988	18,200.00
Other Educational Services		EQUALIZED VALUATION BASIS		CURRENT FINANCES DECEMBER 31, 1988	
STATUTORY EXPENDITURES		FOR NET DEBT COMPUTATION	1,384,431.953	ASSETS	
Pensions & F. I. C. A.	634,155.97	REAL PROPERTY VALUATIONS		Cash Dec. 31, 1988	2,860,695.41
Employee Fringe Benefits	245,167.50	Code Class # of Parcels % VAL'N		Taxes Receivable	250,497.68
Other Statutory Expenditures	1,000.00	1 Vacant Land 103 .63	5,129,500.00	Tax Title Liens	589.02
CETA And Other Public Employment Programs		2 Residential 4183 39.54	724,538,600.00	Foreclosed Property	18,200.00
MUNICIPAL FUNCTIONS		3 Farm		Emergencies & Other Deferred Charges	88,808.31
CAPITAL IMPROVEMENTS	67,467.00	4a Commercial 128 8.07	65,271,140.00	State and Federal Aid Receivable	
DEBT SERVICE		4b Industrial 15 .85	6,906,200.00	Other Receivables	6,824.65
Principal Payments	570,000.00	4c Apartments 9 .91	7,331,100.00	Total	3,225,615.07
Interest Payments	484,813.42	Total 4498	809,176,540.00	LIABILITIES, RESERVES, AND SURPLUS	
DEFERRED CHARGES	63,330.98	Land Area 4.40 Sq. Miles		Cash Liabilities	1,172,238.45
SCHOOL, COUNTY, SPECIAL DISTRICT TAXES	16,663,071.70	Net Valuation Taxable-Municipal	810,505,523	Reserves for Receivables	276,111.35
RESERVE FOR UNCOLLECTED TAXES	579,570.86	Net Valuation Taxable-County	1,402,313,799	Surplus Dec. 31, 1988	1,777,265.27
EXPENDITURES		State Equalized Valuation	1,672,835,986	Total	3,225,615.07
TOTAL	27,649,203.05	State Equalization Ratio	48.41		

0262

Population 1980 19
Population 1988 22
S & P Rating
Moody Rating

General Tax Rate Per \$100. .83
State Equalized Tax Rate .88

TETERBORO BOROUGH - BERGEN COUNTY

Form of Government:

Council-Manager (1923)

Number of Members on Governing Body - 5

PER CAPITA:

Gross Debt
Net Debt
Debt Service 507.95
Total Tax Levy 122.91
Municipal Expenditures 4,361.67

PER CENT:

Gross Debt
Net Debt
Tax Levy Collected 99.56
Tax Levy Cancelled, Abated or Adjusted .31

EXPENDITURES		REVENUES-REALIZED		1988 PROPERTY TAX	
GENERAL GOVERNMENT				STATE EQUALIZED TAX RATE .01	
Governing Body & Public Boards		1988 Property Taxes Collected	1,752,262.07	Local District School Taxes	14,300.00
Municipal Clerk		1988 Payments in Lieu of Taxes	13,471.81	Regional & Consolidated School Tax	
Financial Administration	39,039.30	Delinquent Tax & Lien Collections		School Taxes in Municipal Budget	
Assessment of Taxes	42,700.00	Business Personalty Replacement Taxes	161,253.63	County Taxes	558,167.06
Collection of Taxes	10,842.86	Taxes from Public Utilities	90,075.00	County Library Taxes	
Planning, Housing & Development	17,514.23	Other Miscellaneous Tax Revenues		Local Municipal Purpose Taxes	1,170,492.06
Human Resources		State Aid Revenues	1,554.59	Veteran & Senior Citizen Taxes	
Elections	450.00	Federal Aid Revenues		Total Taxes for Rate Computation	1,742,959.12
General Administration (other)	519,411.26	State and Local Fiscal Assistance Act Utilized	230,286.00	Special District Taxes	
JUDICIARY		Sole of Acquired Property		Bank Corp. Taxes	19,744.89
Municipal Courts	47,393.56	Other Miscellaneous Revenues	141,546.79	Added and Omitted Taxes	
PUBLIC SAFETY		Total	2,440,449.94	Total Taxes Levied - ABSTRACT	1,762,704.01
Fire Protection	66,267.98	Prior Years Surplus Appropriated	149,000.00	Total Taxes Billed	1,759,941.22
Police Protection	396,357.12	REVENUES TOTAL	2,539,449.94	1988 TAXES COLLECTED	1,752,262.07
Civil Defense & Disaster Control		Reserve For Uncollected Taxes	1,110.43	1988 Taxes Cancelled, Abated or Adjusted	5,539.15
Environmental Inspection & Control	32,135.17	CAPITAL OUTLAY TOTAL	55,565.25	Transfer to Tax Title Liens or Foreclosed	
Other Public Safety				Balance Outstanding Dec. 31, 1988	2,140.00
PUBLIC WORKS				PRIOR YEARS TAXES OUTSTANDING	
Streets and Drainage	106,399.63	Public Enterprises		Balance January 1, 1988	
Sewers and Sewage Processing	183,066.17	Recreation—Culture		Collected in 1988	
Garbage and Trash Disposal	25,447.07	Public Works	55,565.25	Cancelled, Abated or Adjusted 1988	
Public Buildings and Grounds	34,867.63	Buildings and Grounds		Transfers to Tax Title Liens or Foreclosed	
Other Public Works	8,550.00	Library and Education		Balance December 31, 1988	
HEALTH and WELFARE		Conservation		TAX TITLE LIENS OUTSTANDING	
Health Services Except Environmental	27,033.05	All Other		Balance January 1, 1988	
Welfare-Public Assistance		CAPITAL DEBT AUTHORIZED, DECEMBER 31, 1988		Transfer From Taxes	
Hospitals, Clinics, First Aid		ISSUED AND UNISSUED	GROSS DEBT	Redeemed in 1988	
Animal, Insect, & Rodent Control		School		Cancelled, Abated or Adjusted (1988)	
Other Welfare Services		Self-liquidating		Transfers to Foreclosed Property	
RECREATION and CONSERVATION		Other		Balance December 31, 1988	
Beaches and Boardwalks		Total		PROPERTY ACQUIRED BY DEED OR	
Parks, Playgrounds, Shade Trees				FORECLOSURE	
Land Reclamation & Conservation		ISSUED AND OUTSTANDING		Balance January 1, 1988	
Other Recreational Services		School		Transfers From Taxes or Liens	
EDUCATION (excluding schools)		Self-Liquidating		Sole for Cash (1988)	
Libraries		Other		Cancelled, Abated or Adjusted (1988)	
Other Educational Services		Total		Balance December 31, 1988	
STATUTORY EXPENDITURES		EQUALIZED VALUATION BASIS		CURRENT FINANCES DECEMBER 31, 1988	
Pensions & F. I. C. A.	123,942.00	FOR NET DEBT COMPUTATION	196,462,795	ASSETS	
Employee Fringe Benefits	173,144.32	REAL PROPERTY VALUATIONS		Cash Dec. 31, 1988	854,030.07
Other Statutory Expenditures		Code Class # of Parcels % VAL'N	ASSESSED VALUATION	Taxes Receivable	2,140.00
CETA And Other Public Employment Programs		1 Vacant Land 11 1.73	3,637,250.00	Tax Title Liens	
MUNICIPAL FUNCTIONS TOTAL	1,854,671.35	2 Residential 7 .33	810,000.00	Foreclosed Property	
CAPITAL IMPROVEMENTS *MEMO*	100.00	3 Farm		Emergencies & Other Deferred Charges	30,000.00
DEBT SERVICE		4a Commercial 3 .49	1,023,000.00	State and Federal Aid Receivable	
Principal Payments	7,500.00	4b Industrial 64 97.40	205,210,030.00	Other Receivables	61,065.78
Interest Payments	3,675.00	4c Apartments		Total	947,235.85
		Total 85	210,635,280.00	LIABILITIES, RESERVES, AND SURPLUS	
DEFERRED CHARGES		Land Area 1.20 Sq. Miles		Cash Liabilities	295,913.05
SCHOOL, COUNTY, SPECIAL DISTRICT TAXES	572,467.06	Net Valuation Taxable-Municipal	212,041,095	Reserves for Receivables	63,205.78
RESERVE FOR UNCOLLECTED TAXES	1,110.48	Net Valuation Taxable-County	219,026,963	Surplus Dec. 31, 1988	586,112.02
EXPENDITURES TOTAL	2,439,423.89	State Equalized Valuation	1,163,795	Total	947,235.85
		State Equalization Ratio	106.51		

Population 1980 4,094
 Population 1988 4,495
 S & P Rating
 Moody Rating

General Tax Rate Per \$100. 2.30
 State Equalized Tax Rate 1.46

TEWKSBURY TWP. - HUNTERDON COUNTY
Form of Government:
Township Committee
Number of Members on Governing Body - 3

PER CAPITA:
 Gross Debt 657.43
 Net Debt 268.08
 Debt Service
 Total Tax Levy 2,097.94
 Municipal Expenditures 636.43

PER CENT:
 Gross Debt .61
 Net Debt .25
 Tax Levy Collected 96.67
 Tax Levy Cancelled, Abated or Adjusted .25

EXPENDITURES		REVENUES-REALIZED		1988 PROPERTY TAX	
GENERAL GOVERNMENT				STATE EQUALIZED TAX RATE	
Governing Body & Public Boards	30,000.00	1988 Property Taxes Collected		Local District School Taxes	2,795,396.00
Municipal Clerk		1988 Payments in Lieu of Taxes		Regional & Consolidated School Tax	3,069,227.97
Financial Administration	43,201.01	Delinquent Tax & Lien Collections		School Taxes in Municipal Budget	
Assessment of Taxes	35,629.94	Business Personalty Replacement Taxes		County Taxes	2,347,902.64
Collection of Taxes	43,874.40	Taxes from Public Utilities		County Library Taxes	117,176.13
Planning, Housing & Development	199,679.63	Other Miscellaneous Tax Revenues		Local Municipal Purpose Taxes	752,684.46
Human Resources	29,526.00	State Aid Revenues		Veteran & Senior Citizen Taxes	19,050.00
Elections		Federal Aid Revenues		Total Taxes for Rate Computation	9,101,437.20
General Administration (other)	355,770.02	State and Local Fiscal Assistance Act Utilized		Special District Taxes	
JUDICIARY		Sale of Acquired Property		Bank Corp. Taxes	7,640.76
Municipal Courts	16,000.00	Other Miscellaneous Revenues		Added and Omitted Taxes	340,228.52
PUBLIC SAFETY		Total		Total Taxes Levied - ABSTRACT	9,430,256.48
Fire Protection	106,071.12	Prior Years Surplus Appropriated		Total Taxes Billed	9,448,029.09
Police Protection	343,624.00	REVENUES TOTAL		1988 TAXES COLLECTED	9,133,881.71
Civil Defense & Disaster Control	50.00	Reserve For Uncollected Taxes		1988 Taxes Cancelled, Abated or Adjusted	23,560.11
Environmental Inspection & Control	69,375.00	CAPITAL OUTLAY TOTAL		Transfer to Tax Title Liens or Foreclosed	2,518.50
Other Public Safety				Balance Outstanding Dec. 31, 1988	288,068.77
PUBLIC WORKS		Public Enterprises		PRIOR YEARS TAXES OUTSTANDING	
Streets and Drainage	582,500.00	Recreation—Culture		Balance January 1, 1988	488,058.02
Sewers and Sewage Processing		Public Works		Collected in 1988	376,616.96
Garbage and Trash Disposal	80,000.00	Buildings and Grounds		Cancelled, Abated or Adjusted 1988	4,673.66
Public Buildings and Grounds	307,500.00	Library and Education		Transfers to Tax Title Liens or Foreclosed	
Other Public Works		Conservation		Balance December 31, 1988	106,767.40
HEALTH and WELFARE		All Other		TAX TITLE LIENS OUTSTANDING	
Health Services Except Environmental	16,000.00	CAPITAL DEBT AUTHORIZED, DECEMBER 31, 1988		Balance January 1, 1988	27,950.55
Welfare-Public Assistance	1,000.00	ISSUED AND UNISSUED GROSS DEBT NET DEBT		Transfer From Taxes	2,518.50
Hospitals, Clinics, First Aid		School 1,346,272		Redeemed in 1988	
Animal, Insect, & Rodent Control		Self-liquidating 383,859		Cancelled, Abated or Adjusted (1988)	
Other Welfare Services		Other 1,225,000		Transfers to Foreclosed Property	
RECREATION and CONSERVATION		Total 2,955,131		Balance December 31, 1988	30,469.05
Beaches and Boardwalks		ISSUED AND OUTSTANDING		PROPERTY ACQUIRED BY DEED OR FORECLOSURE	
Parks, Playgrounds, Shade Trees	1,500.00	School 976,734.72		Balance January 1, 1988	
Land Reclamation & Conservation	15,000.00	Self-Liquidating 323,409.15		Transfers From Taxes or Liens	
Other Recreational Services		Other		Sale for Cash (1988)	
EDUCATION (excluding schools)		Total 1,300,143.87		Cancelled, Abated or Adjusted (1988)	
Libraries	3,500.00	EQUALIZED VALUATION BASIS FOR NET DEBT COMPUTATION		Balance December 31, 1988	
Other Educational Services	660.00	REAL PROPERTY VALUATIONS		CURRENT FINANCES DECEMBER 31, 1988 ASSETS	
STATUTORY EXPENDITURES		Code Class # of Parcels % VAL'N ASSESSED VALUATION		Cash Dec. 31, 1988	4,680,871.26
Pensions & F. I. C. A.	101,000.00	1 Vacant land 377 8.23 32,511,802.00		Taxes Receivable	394,836.17
Employee Fringe Benefits	53,000.00	2 Residential 1339 71.82 283,629,725.00		Tax Title Liens	30,469.05
Other Statutory Expenditures	3,600.00	3 Farm 637 14.43 56,973,375.00		Foreclosed Property	
CETA And Other Public Employment Programs		4a Commercial 113 4.58 18,073,420.00		Emergencies & Other Deferred Charges	11,768.24
MUNICIPAL FUNCTIONS TOTAL	2,443,031.12	4b Industrial 1 .95 3,743,600.00		State and Federal Aid Receivable	2,037.51
CAPITAL IMPROVEMENTS *MEMO*	75,000.00	4c Apartments		Other Receivables	50,651.36
DEBT SERVICE		Total 2567 394,931,922.00		Total	5,170,633.59
Principal Payments		Land Area 31.80 Sq. Miles		LIABILITIES, RESERVES, AND SURPLUS	
Interest Payments		Net Valuation Taxable-Municipal		Cash Liabilities	474,176.54
DEFERRED CHARGES	31,415.96	Net Valuation Taxable-County		Reserves for Receivables	465,952.87
SCHOOL, COUNTY, SPECIAL DISTRICT TAXES	8,329,702.74	State Equalized Valuation		Surplus Dec. 31, 1988	4,230,504.18
RESERVE FOR UNCOLLECTED TAXES	386,269.43	State Equalization Ratio		Total	5,170,633.59
EXPENDITURES TOTAL	11,190,469.25				

1336
 Population 1980 7,740
 Population 1988 11,980
 S & P Rating
 Moody Rating A

General Tax Rate Per \$100. 3.02
 State Equalized Tax Rate 1.71

TINTON FALLS BORO. — MONMOUTH CO.
Form of Government:
Mayor-Council Plan B (OMCL 50)
Number of Members on Governing Body — 5

PER CAPITA:
 Gross Debt 727.35
 Net Debt 478.69
 Debt Service 35.63
 Total Tax Levy 1,091.99
 Municipal Expenditures 535.63

PER CENT:
 Gross Debt 1.72
 Net Debt 1.13
 Tax Levy Collected 93.42
 Tax Levy Cancelled, Abated or Adjusted

EXPENDITURES		REVENUES-REALIZED		1988 PROPERTY TAX	
GENERAL GOVERNMENT				STATE EQUALIZED TAX RATE →	
Governing Body & Public Boards		1988 Property Taxes Collected	12,873,292.64	Local District School Taxes	
Municipal Clerk		1988 Payments in Lieu of Taxes		Regional & Consolidated School Tax	1.15 7,530,323.52
Financial Administration	179,260.00	Delinquent Tax & Lien Collections	289,586.30	School Taxes in Municipal Budget	
Assessment of Taxes	151,090.00	Business Personalty Replacement Taxes	173,046.40	County Taxes	.36 2,327,910.53
Collection of Taxes		Taxes from Public Utilities	806,305.00	County Library Taxes	.01 98,454.98
Planning, Housing & Development	232,270.00	Other Miscellaneous Tax Revenues		Local Municipal Purpose Taxes	.18 1,202,159.62
Human Resources	33,338.73	State Aid Revenues	1,014,041.39	Veteran & Senior Citizen Taxes	51,750.00
Elections		Federal Aid Revenues		Total Taxes for Rate Computation	1.70 11,201,103.70
General Administration (other)	1,316,430.00	State and Local Fiscal Assistance Act Utilized		Special District Taxes	535,150.00
JUDICIARY		Sale of Acquired Property		Bank Corp. Taxes	1,493.75
Municipal Courts	132,525.68	Other Miscellaneous Revenues	2,368,658.52	Added and Omitted Taxes	1,395,034.58
PUBLIC SAFETY		Total	17,530,430.75	Total Taxes Levied - ABSTRACT	13,082,032.03
Fire Protection	14,730.00	Prior Years Surplus Appropriated	955,625.42	Total Taxes Billed	13,080,538.28
Police Protection	1,339,172.99	REVENUES TOTAL	13,486,056.17	1988 TAXES COLLECTED	12,873,292.64
Civil Defense & Disaster Control	1,700.00	Reserve For Uncollected Taxes	465,000.00	1988 Taxes Cancelled, Abated or Adjusted	
Environmental Inspection & Control	21,190.00	CAPITAL OUTLAY TOTAL	2,106,762.55	Transfer to Tax Title Liens or Foreclosed	
Other Public Safety				Balance Outstanding Dec. 31, 1988	207,245.64
PUBLIC WORKS				PRIOR YEARS TAXES OUTSTANDING	
Streets and Drainage	307,890.00	Public Enterprises	103,984.65	Balance January 1, 1988	294,607.22
Sewers and Sewage Processing	385,455.32	Recreation—Culture	31,379.99	Collected in 1988	273,153.33
Gorbage and Trash Disposal	14,000.00	Public Works	300.00	Cancelled, Abated or Adjusted 1988	
Public Buildings and Grounds	429,125.53	Buildings and Grounds	1,971,097.91	Transfers to Tax Title Liens or Foreclosed	
Other Public Works		Library and Education		Balance December 31, 1988	16,453.89
HEALTH and WELFARE		Conservation		TAX TITLE LIENS OUTSTANDING	
Health Services Except Environmental	37,040.00	All Other		Balance January 1, 1988	11,433.47
Welfare-Public Assistance	1,000.00	CAPITAL DEBT AUTHORIZED, DECEMBER 31, 1988		Transfer From Taxes	
Hospitals, Clinics, First Aid		ISSUED AND UNISSUED		Redeemed in 1988	11,433.47
Animal, Insect, & Rodent Control		School		Cancelled, Abated or Adjusted (1988)	
Other Welfare Services	6,900.00	Self-liquidating	2,979,000	Transfers to Foreclosed Property	
RECREATION and CONSERVATION		Other	5,734,752	Balance December 31, 1988	
Beaches and Boardwalks		Total	8,713,752	PROPERTY ACQUIRED BY DEED OR	
Parks, Playgrounds, Shade Trees				FORECLOSURE	
Land Reclamation & Conservation	150,000.00	ISSUED AND OUTSTANDING		Balance January 1, 1988	62,463.00
Other Recreational Services	91,320.00	School		Transfers From Taxes or Liens	
EDUCATION (excluding schools)		Self-liquidating	2,954,000.00	Sale for Cash (1988)	
Libraries		Other	3,962,157.00	Cancelled, Abated or Adjusted (1988)	
Other Educational Services		Total	6,916,157.00	Balance December 31, 1988	62,463.00
STATUTORY EXPENDITURES		EQUALIZED VALUATION BASIS		CURRENT FINANCES DECEMBER 31, 1988	
Pensions & F. I. C. A.	416,372.19	FOR NET DEBT COMPUTATION	505,919,744	ASSETS	
Employee Fringe Benefits	264,630.00	REAL PROPERTY VALUATIONS		Cash Dec. 31, 1988	9,623,037.34
Other Statutory Expenditures		Code Class # of Parcels % VAL'N	ASSESSED VALUATION	Taxes Receivable	223,699.53
CETA And Other Public Employment Programs		1 Vacant Land 1815 7.96	29,249,750.00	Tax Title Liens	
MUNICIPAL FUNCTIONS TOTAL	5,525,640.49	2 Residential 2979 63.50	233,352,600.00	Foreclosed Property	62,463.00
CAPITAL IMPROVEMENTS *MEMO*		3 Farm 67 .78	2,841,000.00	Emergencies & Other Deferred Charges	48,200.00
DEBT SERVICE		4a Commercial 116 24.41	89,686,050.00	State and Federal Aid Receivable	
Principal Payments	274,000.00	4b Industrial 20 3.36	12,337,000.00	Other Receivables	166,368.44
Interest Payments	164,736.00	4c Apartments		Total	10,128,768.31
		Total 4997	367,466,400.00	LIABILITIES, RESERVES, AND SURPLUS	
DEFERRED CHARGES		Land Area 15.15 Sq. Miles		Cash Liabilities	7,730,396.97
SCHOOL, COUNTY, SPECIAL DISTRICT TAXES	10,483,346.08	Net Valuation Taxable-Municipal	369,097,316	Reserves for Receivables	452,530.97
RESERVE FOR UNCOLLECTED TAXES	465,000.00	Net Valuation Taxable-County	556,862,408	Surplus Dec. 31, 1988	1,945,840.37
EXPENDITURES TOTAL	16,912,770.57	State Equalized Valuation	652,129,057	Total	10,128,768.31
		State Equalization Ratio	56.49		

1612		
Population 1980	11,443	
Population 1988	11,233	
S & P Rating		1.26
Moody Rating	A	
		1.29
General Tax Rate Per \$100.		
State Equalized Tax Rate		

TOTOWA BOROUGH - PASSAIC COUNTY

Form of Government:

Borough Council

Number of Members on Governing Body - 6

PER CAPITA:		PER CENT:	
Gross Debt	1,068.40	Gross Debt	1.33
Net Debt	839.52	Net Debt	1.05
Debt Service	66.05	Tax Levy Collected	97.60
Total Tax Levy	1,331.07	Tax Levy Cancelled, Abated or Adjusted	1.41
Municipal Expenditures	554.10		

EXPENDITURES		REVENUES-REALIZED		1988 PROPERTY TAX	
GENERAL GOVERNMENT				STATE EQUALIZED TAX RATE	
Governing Body & Public Boards	14,256.52	1988 Property Taxes Collected	14,639,901.22	Local District School Taxes	33
Municipal Clerk		1988 Payments in Lieu of Taxes		Regional & Consolidated School Tax	25
Financial Administration	81,211.46	Delinquent Tax & Lien Collections	208,265.39	School Taxes in Municipal Budget	
Assessment of Taxes	36,999.72	Business Personality Replacement Taxes	275,536.52	County Taxes	39
Collection of Taxes	32,900.69	Taxes from Public Utilities	1,109,367.00	County Library Taxes	
Planning, Housing & Development	57,509.00	Other Miscellaneous Tax Revenues		Local Municipal Purpose Taxes	32
Human Resources	113,900.00	State Aid Revenues	246,339.62	Veteran & Senior Citizen Taxes	
Elections	4,030.00	Federal Aid Revenues		Total Taxes for Rate Computation	1.29
General Administration (other)	427,431.26	State and Local Fiscal Assistance Act Utilized	789.52	Special District Taxes	
JUDICIARY		Sale of Acquired Property		Bank Corp. Taxes	61,588.16
Municipal Courts	64,561.54	Other Miscellaneous Revenues	1,005,982.95	Added and Omitted Taxes	57,879.57
PUBLIC SAFETY		Total	17,486,182.22	Total Taxes Levied - ABSTRACT	14,951,917.61
Fire Protection	131,403.47	Prior Years Surplus Appropriated	241,582.00	Total Taxes Billed	14,999,458.16
Police Protection	1,141,659.54	REVENUES	17,727,764.22	1988 TAXES COLLECTED	14,639,901.22
Civil Defense & Disaster Control	2,750.00	Reserve For Uncollected Taxes	298,363.21	1988 Taxes Cancelled, Abated or Adjusted	211,610.34
Environmental Inspection & Control	59,270.00	CAPITAL OUTLAY	1,409,342.19	Transfer to Tax Title Liens or Foreclosed	
Other Public Safety		TOTAL		Balance Outstanding Dec. 31, 1988	147,946.60
PUBLIC WORKS				PRIOR YEARS TAXES OUTSTANDING	
Streets and Drainage	393,971.86	Public Enterprises	30,922.35	Balance January 1, 1988	208,265.39
Sewers and Sewage Processing	1,154,957.31	Recreation—Culture	31,336.59	Collected in 1988	208,265.39
Garbage and Trash Disposal	331,912.40	Public Works	1,306,914.63	Cancelled, Abated or Adjusted 1988	
Public Buildings and Grounds	106,700.10	Buildings and Grounds	40,168.12	Transfers to Tax Title Liens or Foreclosed	
Other Public Works	36,500.00	Library and Education		Balance December 31, 1988	
HEALTH and WELFARE		Conservation		TAX TITLE LIENS OUTSTANDING	
Health Services Except Environmental	53,967.67	All Other		Balance January 1, 1988	
Welfare-Public Assistance	7,932.00	CAPITAL DEBT AUTHORIZED, DECEMBER 31, 1988		Transfer From Taxes	
Hospitals, Clinics, First Aid		ISSUED AND UNISSUED		Redeemed in 1988	
Animal, Insect, & Rodent Control		School	1,917,265	Cancelled, Abated or Adjusted (1988)	
Other Welfare Services		Self-liquidating	276,196	Transfers to Foreclosed Property	
RECREATION and CONSERVATION		Other	9,807,893	Balance December 31, 1988	
Beaches and Boardwalks		Total	12,001,356	PROPERTY ACQUIRED BY DEED OR FORECLOSURE	
Parks, Playgrounds, Shade Trees	33,952.35	ISSUED AND OUTSTANDING		Balance January 1, 1988	72,900.00
Land Reclamation & Conservation	41,250.00	School	1,222,265.79	Transfers From Taxes or Liens	
Other Recreational Services	16,000.00	Self-Liquidating	248,000.00	Sale for Cash (1988)	
EDUCATION (excluding schools)		Other	3,402,000.00	Cancelled, Abated or Adjusted (1988)	
Libraries	213,500.00	Total	9,872,265.79	Balance December 31, 1988	72,900.00
Other Educational Services		EQUALIZED VALUATION BASIS		CURRENT FINANCES DECEMBER 31, 1988	
STATUTORY EXPENDITURES		FOR NET DEBT COMPUTATION	901,630,643	ASSETS	
Pensions & F. I. C. A.	283,033.13	REAL PROPERTY VALUATIONS		Cash Dec. 31, 1988	5,034,895.31
Employee Fringe Benefits	194,492.44	Code Class # of Parcels % VAL'N	ASSESSED VALUATION	Taxes Receivable	147,946.60
Other Statutory Expenditures	1,000.00	1 Vacant Land 197 2.69	31,693,000.00	Tax Title Liens	
CETA And Other Public Employment Programs		2 Residential 3037 46.83	551,427,900.00	Foreclosed Property	72,900.00
MUNICIPAL FUNCTIONS		3 Farm 2 .07	844,700.00	Emergencies & Other Deferred Charges	250,302.16
TOTAL	5,092,092.51	4a Commercial 185 27.85	327,926,200.00	State and Federal Aid Receivable	13,908.44
CAPITAL IMPROVEMENTS	* MEMO *	4b Industrial 67 22.55	265,560,300.00	Other Receivables	24,604.52
DEBT SERVICE		4c Apartments		Total	5,544,557.03
Principal Payments	260,000.00	Total	3488	LIABILITIES, RESERVES, AND SURPLUS	
Interest Payments	481,834.66	Land Area 4.00 Sq. Miles		Cash Liabilities	4,287,251.68
DEFERRED CHARGES		Net Valuation Taxable-Municipal	1,181,517,984	Reserves for Receivables	245,451.12
SCHOOL, COUNTY, SPECIAL DISTRICT TAXES	11,196,142.28	Net Valuation Taxable-County	907,623,012	Surplus Dec. 31, 1988	1,011,854.23
RESERVE FOR UNCOLLECTED TAXES	298,368.21	State Equalized Valuation	1,151,121,023	Total	5,544,557.03
EXPENDITURES		State Equalization Ratio	102.65		
TOTAL	17,420,358.30				

1111

Population 1980 92,124
 Population 1988 90,990
 S & P Rating A-
 Moody Rating AAA

General Tax Rate Per \$100. 15.11
 State Equalized Tax Rate 3.07

TRENTON CITY - MERCER COUNTY

Form of Government:

Mayor-Council Plan C (OMCL 50)

Number of Members on Governing Body - 7

PER CAPITA:

Gross Debt 1,080.06
 Net Debt 244.05
 Debt Service 53.65
 Total Tax Levy 507.23
 Municipal Expenditures 859.01

PER CENT:

Gross Debt 5.16
 Net Debt 1.34
 Tax Levy Collected 88.22
 Tax Levy Cancelled, Abated or Adjusted .73

EXPENDITURES		REVENUES-REALIZED		1988 PROPERTY TAX	
GENERAL GOVERNMENT				STATE EQUALIZED TAX RATE	
Governing Body & Public Boards	454,936.00	1988 Property Taxes Collected	40,742,770.31	Local District School Taxes	1.23 18,245,306.50
Municipal Clerk	276,146.00	1988 Payments in Lieu of Taxes	3,927,000.00	Regional & Consolidated School Tax	
Financial Administration	533,156.00	Delinquent Tax & Lien Collections	5,365,239.00	School Taxes in Municipal Budget	.06 835,280.00
Assessment of Taxes	240,576.00	Business Personalty Replacement Taxes	3,232,233.00	County Taxes	.49 7,324,349.23
Collection of Taxes	220,514.00	Taxes from Public Utilities	4,379,225.00	County Library Taxes	
Planning, Housing & Development	761,733.00	Other Miscellaneous Tax Revenues		Local Municipal Purpose Taxes	1.29 19,114,201.00
Human Resources	6,460,311.00	State Aid Revenues	26,259,837.00	Veteran & Senior Citizen Taxes	992,950.00
Elections	42,030.00	Federal Aid Revenues		Total Taxes for Rate Computation	3.07 46,562,586.73
General Administration (other)	5,538,323.00	State and Local Fiscal Assistance Act Utilized		Special District Taxes	50,065.00
JUDICIARY		Sale of Acquired Property		Bank Corp. Taxes	181,379.00
Municipal Courts	1,002,735.00	Other Miscellaneous Revenues	13,547,057.00	Added and Omitted Taxes	356,622.11
PUBLIC SAFETY		Total	97,503,416.31	Total Taxes Levied - ABSTRACT	46,157,702.34
Fire Protection	11,378,467.00	Prior Years Surplus Appropriated	2,400,000.00	Total Taxes Billed	46,182,079.35
Police Protection	13,263,530.00	REVENUES TOTAL	99,903,416.31	1988 TAXES COLLECTED	40,742,770.31
Civil Defense & Disaster Control		Reserve For Uncollected Taxes	5,418,683.00	1988 Taxes Cancelled, Abated or Adjusted	337,362.63
Environmental Inspection & Control	804,172.00	CAPITAL OUTLAY TOTAL	20,633,751.00	Transfer to Tax Title Liens or Foreclosed	200,407.32
Other Public Safety	32,779.00			Balance Outstanding Dec. 31, 1988	4,901,339.59
PUBLIC WORKS				PRIOR YEARS TAXES OUTSTANDING	
Streets and Drainage	2,061,871.00	Public Enterprises	10,073,133.00	Balance January 1, 1988	3,966,153.27
Sewers and Sewage Processing		Recreation—Culture		Collected in 1988	3,249,424.49
Gorbage and Trash Disposal	5,142,616.00	Public Works	3,167,989.00	Cancelled, Abated or Adjusted 1988	111,435.56
Public Buildings and Grounds	1,422,469.00	Buildings and Grounds	2,448,308.00	Transfers to Tax Title Liens or Foreclosed	1,790,713.81
Other Public Works	232,866.00	Library and Education	4,944,266.00	Balance December 31, 1988	-1,185,415.59
HEALTH and WELFARE		Conservation		TAX TITLE LIENS OUTSTANDING	
Health Services Except Environmental	2,656,815.00	All Other		Balance January 1, 1988	4,784,388.25
Welfare-Public Assistance	839,360.00	CAPITAL DEBT AUTHORIZED, DECEMBER 31, 1988		Transfer From Taxes	1,932,022.29
Hospitals, Clinics, First Aid		ISSUED AND UNISSUED GROSS DEBT NET DEBT		Redeemed in 1988	2,115,364.56
Animal, Insect, & Rodent Control	143,073.00	School 24,272,000		Cancelled, Abated or Adjusted (1988)	83,253.21
Other Welfare Services	520,970.00	Self-liquidating 48,426,737		Transfers to Foreclosed Property	580,407.77
RECREATION and CONSERVATION		Other 25,575,974	22,205,974	Balance December 31, 1988	3,937,430.00
Beaches and Boardwalks		Total 98,274,761	22,205,974	PROPERTY ACQUIRED BY DEED OR FORECLOSURE	
Parks, Playgrounds, Shade Trees	58,876.00	ISSUED AND OUTSTANDING		Balance January 1, 1988	8,954,016.99
Land Reclamation & Conservation		School 24,269,000.00		Transfers From Taxes or Liens	763,337.07
Other Recreational Services	859,032.00	Self-Liquidating 42,362,000.00		Sale for Cash (1988)	1,400,500.00
EDUCATION (excluding schools)		Other 21,635,000.00		Cancelled, Abated or Adjusted (1988)	109,974.06
Libraries	1,604,244.00	Total 88,266,000.00		Balance December 31, 1988	8,207,330.00
Other Educational Services	75,402.00	EQUALIZED VALUATION BASIS		CURRENT FINANCES DECEMBER 31, 1988	
STATUTORY EXPENDITURES		FOR NET DEBT COMPUTATION	1,204,383.011	ASSETS	
Pensions & F. I. C. A.	6,356,637.00	REAL PROPERTY VALUATIONS		Cash Dec. 31, 1988	13,345,462.00
Employee Fringe Benefits	3,141,278.00	Code Class # of Parcels % VAL'N		Taxes Receivable	3,715,624.00
Other Statutory Expenditures	80,000.00	1 Vacant Land 1294 1.49	4,351,535.00	Tax Title Liens	3,937,430.00
CETA And Other Public Employment Programs		2 Residential 21177 60.02	175,485,830.00	Foreclosed Property	8,207,380.00
MUNICIPAL FUNCTIONS TOTAL	66,260,137.00	3 Farm		Emergencies & Other Deferred Charges	754,345.00
CAPITAL IMPROVEMENTS *MEMO*	135,000.00	4a Commercial 2522 28.17	82,343,990.00	State and Federal Aid Receivable	100,127.00
DEBT SERVICE		4b Industrial 160 7.01	20,437,560.00	Other Receivables	4,254,723.00
Principal Payments	1,590,000.00	4c Apartments 156 3.32	9,704,120.00	Total	39,315,341.00
Interest Payments	3,291,833.00	Total 25329	292,373,035.00	LIABILITIES, RESERVES, AND SURPLUS	
TYPE I SCHL DEBT *MEMO	1,220,346.00	Land Area 7.50 Sq. Miles		Cash Liabilities	19,409,249.00
DEFERRED CHARGES	1,600,830.00	Net Valuation Taxable-Municipal	301,705,751	Reserves for Receivables	16,624,525.00
SCHOOL, COUNTY, SPECIAL DISTRICT TAXES	26,505,500.73	Net Valuation Taxable-County	1,289,794,737	Surplus Dec. 31, 1988	3,282,067.00
RESERVE FOR UNCOLLECTED TAXES	5,418,683.00	State Equalized Valuation	1,446,511,455	Total	39,315,341.00
EXPENDITURES TOTAL	104,666,973.73	State Equalization Ratio	20.35		

1532

Population 1980 2,472
 Population 1988 2,897
 S & P Rating
 Moody Rating

General Tax Rate Per \$100. 4.26
 State Equalized Tax Rate 1.77

TUCKERTON BOROUGH - OCEAN COUNTY

Form of Government:

Borough Council

Number of Members on Governing Body - 6

PER CAPITA:

Gross Debt 1,042.73
 Net Debt 551.67
 Debt Service 38.41
 Total Tax Levy 896.10
 Municipal Expenditures 466.80

PER CENT:

Gross Debt 2.70
 Net Debt 1.43
 Tax Levy Collected 92.91
 Tax Levy Cancelled, Abated or Adjusted .13

EXPENDITURES		REVENUES-REALIZED		1988 PROPERTY TAX	
GENERAL GOVERNMENT				STATE EQUALIZED TAX RATE	
Governing Body & Public Boards		1988 Property Taxes Collected	2,399,911.84	Local District School Taxes .50	700,760.90
Municipal Clerk		1988 Payments in Lieu of Taxes		Regional & Consolidated School Tax .55	772,101.17
Financial Administration	28,720.00	Delinquent Tax & Lien Collections	170,270.56	School Taxes in Municipal Budget	
Assessment of Taxes	7,990.00	Business Personalty Replacement Taxes	17,107.60	County Taxes .34 *	476,479.24
Collection of Taxes	25,970.00	Taxes from Public Utilities	206,210.82	County Library Taxes .02	31,008.39
Planning, Housing & Development	18,540.00	Other Miscellaneous Tax Revenues		Local Municipal Purpose Taxes .36	504,640.08
Human Resources	23,477.54	State Aid Revenues	35,756.50	Veteran & Senior Citizen Taxes	45,300.00
Elections		Federal Aid Revenues		Total Taxes for Rate Computation 1.77	2,530,289.78
General Administration (other)	172,763.35	State and Local Fiscal Assistance Act Utilized		Special District Taxes	
JUDICIARY		Sale of Acquired Property		Bank Corp. Taxes	13,773.16
Municipal Courts	30,379.00	Other Miscellaneous Revenues	285,218.95	Added and Omitted Taxes	97,235.39
PUBLIC SAFETY		Total	3,114,476.27	Total Taxes Levied - ABSTRACT	2,595,998.33
Fire Protection	19,249.96	Prior Years Surplus Appropriated	265,000.00	Total Taxes Billed	2,583,088.96
Police Protection	215,424.53	REVENUES TOTAL	3,379,476.27	1988 TAXES COLLECTED	2,399,911.84
Civil Defense & Disaster Control	350.00	Reserve For Uncollected Taxes	230,340.08	1988 Taxes Cancelled, Abated or Adjusted	3,435.18
Environmental Inspection & Control	23,170.00	CAPITAL OUTLAY TOTAL	253,791.41	Transfer to Tax Title Liens or Foreclosed	12,381.68
Other Public Safety		Public Enterprises		Balance Outstanding Dec. 31, 1988	167,360.26
PUBLIC WORKS		Recreation—Culture	3,439.75	PRIOR YEARS TAXES OUTSTANDING	
Streets and Drainage	77,523.00	Public Works	229,704.29	Balance January 1, 1988	140,197.35
Sewers and Sewage Processing	186,792.00	Buildings and Grounds	20,647.37	Collected in 1988	139,116.33
Garbage and Trash Disposal	13,000.00	Library and Education		Cancelled, Abated or Adjusted 1988	
Public Buildings and Grounds		Conservation		Transfers to Tax Title Liens or Foreclosed	1,081.02
Other Public Works		All Other		Balance December 31, 1988	
HEALTH and WELFARE		CAPITAL DEBT AUTHORIZED, DECEMBER 31, 1988		TAX TITLE LIENS OUTSTANDING	
Health Services Except Environmental	3,810.00	ISSUED AND UNISSUED GROSS DEBT NET DEBT		Balance January 1, 1988	53,692.41
Welfare-Public Assistance	2,305.00	School 1,422,591		Transfer From Taxes	13,602.08
Hospitals, Clinics, First Aid		Self-liquidating 1,598,135	1,598,135	Redeemed in 1988	31,154.23
Animal, Insect, & Rodent Control	9,100.00	Other 3,020,776	1,598,135	Cancelled, Abated or Adjusted (1988)	
Other Welfare Services		Total	1,598,135	Transfers to Foreclosed Property	
RECREATION and CONSERVATION		ISSUED AND OUTSTANDING		Balance December 31, 1988	36,140.26
Beaches and Boardwalks		School 1,422,591.09		PROPERTY ACQUIRED BY DEED OR FORECLOSURE	
Parks, Playgrounds, Shade Trees		Self-Liquidating 804,325.00		Balance January 1, 1988	262,160.00
Land Reclamation & Conservation		Other 2,226,916.09		Transfers From Taxes or Liens	
Other Recreational Services	3,225.00	Total	2,226,916.09	Sale for Cash (1988)	
EDUCATION (excluding schools)		EQUALIZED VALUATION BASIS FOR NET DEBT COMPUTATION	111,899,203	Cancelled, Abated or Adjusted (1988)	
Libraries	2,500.00	REAL PROPERTY VALUATIONS		Balance December 31, 1988	262,160.00
Other Educational Services		Code Class # of Parcels % VAL'N ASSESSED VALUATION		CURRENT FINANCES DECEMBER 31, 1988 ASSETS	
STATUTORY EXPENDITURES		1 Vacant Land 451 6.34 3,960,150.00		Cash Dec. 31, 1988	1,103,452.51
Pensions & F. I. C. A.	53,436.00	2 Residential 1326 77.41 44,797,050.00		Taxes Receivable	167,360.26
Employee Fringe Benefits	39,250.00	3 Farm 6,517,700.00		Tax Title Liens	36,140.26
Other Statutory Expenditures	1,900.00	4a Commercial 101 11.26 6,517,700.00		Foreclosed Property	262,160.00
CETA And Other Public Employment Programs		4b Industrial 2 4.48 2,594,100.00		Emergencies & Other Deferred Charges	66,890.00
MUNICIPAL FUNCTIONS TOTAL	963,930.43	4c Apartments 2 4.48 2,594,100.00		State and Federal Aid Receivable	9,023.00
CAPITAL IMPROVEMENTS *MEMO*	15,000.00	Total 1890 57,869,000.00		Other Receivables	10,853.50
DEBT SERVICE		Land Area 3.70 Sq. Miles		Total	1,655,879.53
Principal Payments	95,290.00	Net Valuation Taxable-Municipal	58,307,390	LIABILITIES, RESERVES, AND SURPLUS	
Interest Payments	15,992.67	Net Valuation Taxable-County	111,338,140	Cash Liabilities	747,160.00
DEFERRED CHARGES	41,767.04	State Equalized Valuation	140,083,660	Reserves for Receivables	476,463.02
SCHOOL, COUNTY, SPECIAL DISTRICT TAXES	1,980,349.70	State Equalization Ratio 41.44		Surplus Dec. 31, 1988	432,256.51
RESERVE FOR UNCOLLECTED TAXES	230,340.08			Total	1,655,879.53
EXPENDITURES TOTAL	3,332,669.92				

*Includes County Health Service Taxes or County Vocational School Taxes. See Table 13.

0910
Population 1980 55,593
Population 1988 53,469
S & P Rating
Moody Rating BAA

General Tax Rate Per \$100.
12.33
State Equalized Tax Rate
2.79

UNION CITY CITY - HUDSON COUNTY

Form of Government:

Commission (1911)

Number of Members on Governing Body - 5

PER CAPITA:		PER CENT:	
Gross Debt	263.51	Gross Debt	1.43
Net Debt	194.99	Net Debt	1.04
Debt Service	16.50	Tax Levy Collected	92.45
Total Tax Levy	511.33	Tax Levy Cancelled, Abated or Adjusted	.22
Municipal Expenditures	653.37		

EXPENDITURES		REVENUES-REALIZED		1988 PROPERTY TAX	
GENERAL GOVERNMENT				STATE EQUALIZED TAX RATE → .67	
Governing Body & Public Boards	34,030.00	1988 Property Taxes Collected		Local District School Taxes	
Municipal Clerk	123,203.00	1988 Payments in Lieu of Taxes		Regional & Consolidated School Tax	
Financial Administration	819,674.07	Delinquent Tax & Lien Collections		School Taxes in Municipal Budget	
Assessment of Taxes	165,097.00	Business Personality Replacement Taxes		County Taxes	
Collection of Taxes	176,979.00	Taxes from Public Utilities		County Library Taxes	
Planning, Housing & Development	154,600.00	Other Miscellaneous Tax Revenues		Local Municipal Purpose Taxes	
Human Resources	3,415,039.79	State Aid Revenues		Veteran & Senior Citizen Taxes	
Elections	16,500.00	Federal Aid Revenues		Total Taxes for Rate Computation	
General Administration (other)	2,284,231.59	State and Local Fiscal Assistance Act Utilized		Special District Taxes	
JUDICIARY		Sale of Acquired Property		Bank Corp. Taxes	
Municipal Courts	634,670.00	Other Miscellaneous Revenues		Added and Omitted Taxes	
PUBLIC SAFETY		Total		Total Taxes Levied - ABSTRACT	
Fire Protection	4,082,443.20	Prior Years Surplus Appropriated		Total Taxes Billed	
Police Protection	6,104,003.16	REVENUES TOTAL		1988 TAXES COLLECTED	
Civil Defense & Disaster Control	4,600.00	Reserve For Uncollected Taxes		1988 Taxes Cancelled, Abated or Adjusted	
Environmental Inspection & Control	371,261.00	CAPITAL OUTLAY TOTAL		Transfer to Tax Title Liens or Foreclosed	
Other Public Safety				Balance Outstanding Dec. 31, 1988	
PUBLIC WORKS				PRIOR YEARS TAXES OUTSTANDING	
Streets and Drainage	1,680,339.00	Public Enterprises		Balance January 1, 1988	
Sewers and Sewage Processing	1,152,672.46	Recreation—Culture		Collected in 1988	
Garbage and Trash Disposal	1,942,000.00	Public Works		Cancelled, Abated or Adjusted 1988	
Public Buildings and Grounds	553,000.00	Buildings and Grounds		Transfers to Tax Title Liens or Foreclosed	
Other Public Works	125,000.00	Library and Education		Balance December 31, 1988	
HEALTH and WELFARE		Conservation		TAX TITLE LIENS OUTSTANDING	
Health Services Except Environmental	882,499.79	All Other		Balance January 1, 1988	
Welfare—Public Assistance	251,172.00	CAPITAL DEBT AUTHORIZED, DECEMBER 31, 1988		Transfer From Taxes	
Hospitals, Clinics, First Aid		ISSUED AND UNISSUED		Redeemed in 1988	
Animal, Insect, & Rodent Control		GROSS DEBT		Cancelled, Abated or Adjusted (1988)	
Other Welfare Services		NET DEBT		Transfers to Foreclosed Property	
RECREATION and CONSERVATION				Balance December 31, 1988	
Beaches and Boardwalks				PROPERTY ACQUIRED BY DEED OR FORECLOSURE	
Parks, Playgrounds, Shade Trees	354,366.00			Balance January 1, 1988	
Land Reclamation & Conservation				Transfers From Taxes or Liens	
Other Recreational Services	137,828.00			Sale for Cash (1988)	
EDUCATION (excluding schools)				Cancelled, Abated or Adjusted (1988)	
Libraries	509,000.00			Balance December 31, 1988	
Other Educational Services				CURRENT FINANCES DECEMBER 31, 1988	
STATUTORY EXPENDITURES				ASSETS	
Pensions & F. I. C. A.	2,852,520.26			Cash Dec. 31, 1988	
Employee Fringe Benefits	2,456,294.32			Taxes Receivable	
Other Statutory Expenditures				Tax Title Liens	
CETA And Other Public Employment Programs				Foreclosed Property	
MUNICIPAL FUNCTIONS TOTAL	31,343,033.64			Emergencies & Other Deferred Charges	
CAPITAL IMPROVEMENTS *MEMO*	130,000.00			State and Federal Aid Receivable	
DEBT SERVICE				Other Receivables	
Principal Payments	660,000.00			Total	
Interest Payments	225,578.00			LIABILITIES, RESERVES, AND SURPLUS	
TYPE I SCHL DEBT *MEMO	260,418.50			Cash Liabilities	
DEFERRED CHARGES	241,851.07			Reserves for Receivables	
SCHOOL, COUNTY, SPECIAL DISTRICT TAXES	15,893,069.07			Surplus Dec. 31, 1988	
RESERVE FOR UNCOLLECTED TAXES	2,753,515.70			Total	
EXPENDITURES TOTAL	51,122,047.48				

1025
Population 1980 3,971
Population 1988 4,123
S & P Rating
Maady Rating

General Tax Rate Per \$100. 2.44
State Equalized Tax Rate 1.40

UNION TOWNSHIP - HUNTERDON COUNTY

Form of Government:

Township Committee

Number of Members on Governing Body - 3

PER CAPITA:
Gross Debt 351.26
Net Debt
Debt Service
Total Tax Levy 1,141.96
Municipal Expenditures 321.93
PER CENT:
Gross Debt .61
Net Debt
Tax Levy Collected 94.00
Tax Levy Cancelled, Abated or Adjusted .02

EXPENDITURES		REVENUES-REALIZED		1988 PROPERTY TAX	
GENERAL GOVERNMENT				STATE EQUALIZED TAX RATE	
Governing Body & Public Boards		1988 Property Taxes Collected	4,435,075.77	Local District School Taxes .60	1,914,234.55
Municipal Clerk		1988 Payments in Lieu of Taxes		Regional & Consolidated School Tax .37	1,192,692.16
Financial Administration	30,957.76	Delinquent Tax & Lien Collections	126,348.66	School Taxes in Municipal Budget	
Assessment of Taxes	84,170.00	Business Personalty Replacement Taxes	49,485.36	County Taxes .38	1,220,827.34
Collection of Taxes	20,230.00	Taxes from Public Utilities	163,248.00	County Library Taxes .02	61,032.73
Planning, Housing & Development	103,793.00	Other Miscellaneous Tax Revenues		Local Municipal Purpose Taxes .03	92,000.00
Human Resources	7,620.00	State Aid Revenues	21,374.70	Veteran & Senior Citizen Taxes	22,500.00
Elections		Federal Aid Revenues		Total Taxes for Rate Computation 1.40	4,503,286.78
General Administration (other)	217,951.54	State and Local Fiscal Assistance Act Utilized		Special District Taxes	
JUDICIARY		Sale of Acquired Property		Bank Corp. Taxes	6,282.25
Municipal Courts	50,529.01	Other Miscellaneous Revenues	484,548.73	Added and Omitted Taxes	226,956.20
PUBLIC SAFETY		Total	5,280,081.27	Total Taxes Levied - ABSTRACT	4,714,025.23
Fire Protection	54,431.64	Prior Years Surplus Appropriated	533,952.59	Total Taxes Billed	4,718,136.87
Police Protection	30,000.00	REVENUES TOTAL	5,864,033.36	1988 TAXES COLLECTED	4,435,075.77
Civil Defense & Disaster Control	300.00	Reserve For Uncollected Taxes	235,320.00	1988 Taxes Cancelled, Abated or Adjusted	1,012.16
Environmental Inspection & Control	50,525.46	CAPITAL OUTLAY TOTAL	93,388.80	Transfer to Tax Title Liens or Foreclosed	2,318.00
Other Public Safety				Balance Outstanding Dec. 31, 1988	279,730.94
PUBLIC WORKS				PRIOR YEARS TAXES OUTSTANDING	
Streets and Drainage	200,400.00	Public Enterprises		Balance January 1, 1988	142,327.52
Sewers and Sewage Processing	70,000.00	Recreation—Culture		Collected in 1988	123,845.61
Garbage and Trash Disposal	36,469.30	Public Works	83,094.56	Cancelled, Abated or Adjusted 1988	581.65
Public Buildings and Grounds	18,520.00	Buildings and Grounds	1,000.00	Transfers to Tax Title Liens or Foreclosed	
Other Public Works		Library and Education		Balance December 31, 1988	17,900.26
HEALTH and WELFARE		Conservation	4,294.24	TAX TITLE LIENS OUTSTANDING	
Health Services Except Environmental	15,000.00	All Other		Balance January 1, 1988	25,607.87
Welfare-Public Assistance	3,340.00	CAPITAL DEBT AUTHORIZED, DECEMBER 31, 1988		Transfer From Taxes	2,318.00
Hospitals, Clinics, First Aid		ISSUED AND UNISSUED		Redeemed in 1988	2,503.05
Animal, Insect, & Rodent Control	100.00	School	1,450,012	Cancelled, Abated or Adjusted (1988)	
Other Welfare Services		Self-liquidating		Transfers to Foreclosed Property	
RECREATION and CONSERVATION		Other		Balance December 31, 1988	25,422.82
Beaches and Boardwalks		Total	1,450,012	PROPERTY ACQUIRED BY DEED OR FORECLOSURE	
Parks, Playgrounds, Shade Trees		ISSUED AND OUTSTANDING		Balance January 1, 1988	
Land Reclamation & Conservation	15,606.00	School	1,267,646.00	Transfers From Taxes or Liens	
Other Recreational Services	5,500.00	Self-Liquidating		Sale for Cash (1988)	
EDUCATION (excluding schools)		Other		Cancelled, Abated or Adjusted (1988)	
Libraries		Total	1,267,646.00	Balance December 31, 1988	
Other Educational Services		EQUALIZED VALUATION BASIS		CURRENT FINANCES DECEMBER 31, 1988	
STATUTORY EXPENDITURES		FOR NET DEBT COMPUTATION	239,603,523	ASSETS	
Pensions & F. I. C. A.	40,500.00	REAL PROPERTY VALUATIONS		Cash Dec. 31, 1988	2,108,412.14
Employee Fringe Benefits	22,000.00	Code Class # of Parcels % VAL'N		Taxes Receivable	297,631.20
Other Statutory Expenditures	6,000.00	1 Vacant Land 160 3.40	6,236,952.00	Tax Title Liens	25,422.82
CETA And Other Public Employment Programs		2 Residential 1206 65.86	120,770,125.00	Foreclosed Property	
MUNICIPAL FUNCTIONS TOTAL	1,033,993.71	3 Farm 266 6.43	11,789,280.00	Emergencies & Other Deferred Charges	39,200.00
CAPITAL IMPROVEMENTS *MEMO*	110,000.00	4a Commercial 47 22.15	40,617,903.00	State and Federal Aid Receivable	65,000.00
DEBT SERVICE		4b Industrial 6 2.12	3,887,600.00	Other Receivables	56.41
Principal Payments		4c Apartments 1 .04	76,700.00	Total	2,535,722.57
Interest Payments		Total 1686	183,378,560.00	LIABILITIES, RESERVES, AND SURPLUS	
DEFERRED CHARGES	9,800.00	Land Area 18.10 Sq. Miles		Cash Liabilities	1,642,431.88
SCHOOL, COUNTY, SPECIAL DISTRICT TAXES	4,388,736.78	Net Valuation Taxable-Municipal	184,058,631	Reserves for Receivables	323,110.43
RESERVE FOR UNCOLLECTED TAXES	235,320.00	Net Valuation Taxable-County	273,299,070	Surplus Dec. 31, 1988	570,180.26
EXPENDITURES TOTAL	5,717,905.49	State Equalized Valuation	319,599,306	Total	2,535,722.57
		State Equalization Ratio	57.50		

2019
 Population 1980 50,184
 Population 1988 51,342
 S & P Rating AA
 Moody Rating AA
 General Tax Rate Per \$100. 6.03
 State Equalized Tax Rate 1.35

UNION TOWNSHIP - UNION COUNTY

Form of Government:

Township Committee

Number of Members on Governing Body - 5

PER CAPITA
 Gross Debt 429.53
 Net Debt 196.53
 Debt Service 32.35
 Total Tax Levy 1,205.49
 Municipal Expenditures 639.25
 PER CENT
 Gross Debt .78
 Net Debt .35
 Tax Levy Collected 97.98
 Tax Levy Cancelled, Abated or Adjusted .05

EXPENDITURES		REVENUES-REALIZED		1988 PROPERTY TAX	
GENERAL GOVERNMENT				STATE EQUALIZED TAX RATE \rightarrow	
Governing Body & Public Baards		1988 Property Taxes Collected	60,673,573.14	Local District School Taxes .73	26,012,379.62
Municipal Clerk		1988 Payments in Lieu of Taxes	120,017.76	Regional & Consolidated School Tax	
Financial Administration	274,279.96	Delinquent Tax & Lien Collections	1,177,073.76	School Taxes in Municipal Budget	
Assessment of Taxes	105,208.36	Business Personalty Replacement Taxes	1,419,561.34	County Taxes .38	12,639,408.13
Collection of Taxes	153,720.60	Taxes from Public Utilities	4,035,955.00	County Library Taxes	
Planning, Hausing & Development	122,715.00	Other Miscellaneous Tax Revenues		Local Municipal Purpose Taxes .69	22,876,380.04
Human Resources		State Aid Revenues	724,070.93	Veteran & Senior Citizen Taxes	733,350.00
Elections	13,600.00	Federal Aid Revenues		Total Taxes for Rate Computation 1.35	62,259,017.64
General Administration (other)	1,777,728.40	State and Local Fiscal Assistance Act Utilized	3,973.00	Special District Taxes	
JUDICIARY		Sale of Acquired Property		Bank Corp. Taxes	35,147.42
Municipal Courts	241,343.27	Other Miscellaneous Revenues		Added and Omitted Taxes	323,483.89
PUBLIC SAFETY		Total	70,937,212.74	Total Taxes Levied - ABSTRACT	61,892,299.15
Fire Protection	5,119,077.06	Prior Years Surplus Appropriated	800,000.00	Total Taxes Billed	61,926,411.72
Police Protection	6,320,755.14	REVENUES TOTAL	71,737,212.74	1988 TAXES COLLECTED	60,673,573.14
Civil Defense & Disaster Control	11,042.20	Reserve For Uncollected Taxes	1,309,000.00	1988 Taxes Cancelled, Abated or Adjusted	31,763.03
Environmental Inspection & Contral	134,332.00			Transfer to Tax Title Liens or Foreclosed	3,742.43
Other Public Safety				Balance Outstanding Dec 31, 1988	1,217,333.02
PUBLIC WORKS		CAPITAL OUTLAY TOTAL	733,450.81	PRIOR YEARS TAXES OUTSTANDING	
Streets and Drainage	2,117,737.36	Public Enterprises		Balance January 1, 1988	1,030,624.31
Sewers and Sewage Processing	45,524.70	Recreation—Culture	3,800.00	Collected in 1988	1,063,175.60
Garbage and Trash Disposal	5,573,022.00	Public Works	306,125.30	Cancelled, Abated or Adjusted 1988	334.45
Public Buildings and Grounds	201,000.00	Buildings and Grounds	473,525.01	Transfers to Tax Title Liens or Foreclosed	306.60
Other Public Works		Library and Education		Balance December 31, 1988	1,007.66
HEALTH and WELFARE		Conservation		TAX TITLE LIENS OUTSTANDING	
Health Services Except Environmental	312,519.37	All Other		Balance January 1, 1988	197,245.57
Welfare-Public Assistance	82,335.14			Transfer From Taxes	4,099.61
Hospitals, Clinics, First Aid		CAPITAL DEBT AUTHORIZED, DECEMBER 31, 1988		Redeemed in 1988	113,396.16
Animal, Insect, & Rodent Control	28,232.10	ISSUED AND UNISSUED		Cancelled, Abated or Adjusted (1988)	
Other Welfare Services		School	7,865,000	Transfers to Foreclosed Property	
RECREATION and CONSERVATION		Self-liquidating	5,380,500	Balance December 31, 1988	87,447.02
Beaches and Baardwalks		Other	8,807,164	PROPERTY ACQUIRED BY DEED OR FORECLOSURE	
Parks, Playgrounds, Shade Trees	84,000.00	Total	22,052,764	Balance January 1, 1988	440,240.00
Land Reclamation & Conservation				Transfers From Taxes or Liens	
Other Recreational Services	433,953.52	ISSUED AND OUTSTANDING		Sale for Cash (1988)	
EDUCATION (excluding schaals)		School	7,865,000.00	Cancelled, Abated or Adjusted (1988)	
Libraries	904,648.00	Self-Liquidating		Balance December 31, 1988	440,240.00
Other Educational Services		Other	7,839,000.00	CURRENT FINANCES DECEMBER 31, 1988	
STATUTORY EXPENDITURES		Total	15,704,000.00	ASSETS	
Pensions & F. I. C. A.	2,290,370.00	EQUALIZED VALUATION BASIS		Cash Dec. 31, 1988	15,763,240.55
Employee Fringe Benefits	2,287,636.00	FOR NET DEBT COMPUTATION	2,843,545,251	Taxes Receivable	1,234,140.68
Other Statutory Expenditures		REAL PROPERTY VALUATIONS		Tax Title Liens	87,447.02
CETA And Other Public Employment Programs		Code Class # of Parcels % VAL'N	ASSESSED VALUATION	Foreclosed Property	440,240.00
MUNICIPAL FUNCTIONS		1 Vacant Land 398 1.50	15,215,000.00	Emergencies & Other Deferred Charges	25,000.00
CAPITAL IMPROVEMENTS	28,650,320.70	2 Residential 15217 63.66	695,959,200.00	State and Federal Aid Receivable	
DEBT SERVICE	54,400.00	3 Farm 1	3,200.00	Other Receivables	136,080.38
Principal Payments	1,175,000.00	4a Commercial 701 13.35	135,293,900.00	Total	20,683,146.63
Interest Payments	436,031.00	4b Industrial 264 14.46	146,599,300.00	LIABILITIES, RESERVES, AND SURPLUS	
		4c Apartments 51 2.03	20,602,700.00	Cash Liabilities	15,536,823.62
		Total 17132	1,013,673,300.00	Reserves for Receivables	1,299,903.08
DEFERRED CHARGES	1,200,000.00	Land Area 9.00 Sq. Miles		Surplus Dec 31, 1988	3,251,616.73
SCHOOL, COUNTY, SPECIAL DISTRICT TAXES	38,652,237.80	Net Valuation Taxable-Municipal	1,021,524,508	Total	20,683,146.63
RESERVE FOR UNCOLLECTED TAXES	1,309,000.00	Net Valuation Taxable-County	3,004,849,320		
EXPENDITURES	71,472,639.50	State Equalized Valuation	3,303,278,061		
		State Equalization Ratio	30.76		

1350		
Population 1980	6,354	
Population 1988	6,435	
S & P Rating		4.76
Moody Rating	BAA1	
	State Equalized Tax Rate	2.03
	General Tax Rate Per \$100.	

UNION BEACH BORO. - MONMOUTH CO.
Form of Government:
Borough Council
Number of Members on Governing Body - 6

PER CAPITA:		PER CENT:	
Gross Debt	738.68	Gross Debt	2.49
Net Debt	440.44	Net Debt	1.49
Debt Service	56.99	Tax Levy Collected	95.21
Total Tax Levy	722.55	Tax Levy Cancelled, Abated or Adjusted	
Municipal Expenditures	557.15		

EXPENDITURES		REVENUES-REALIZED		1988 PROPERTY TAX	
GENERAL GOVERNMENT				STATE EQUALIZED TAX RATE	
Governing Body & Public Boards	10,500.00	1988 Property Taxes Collected	4,426,829.97	Local District School Taxes	1.00
Municipal Clerk	22,964.00	1988 Payments in Lieu of Taxes		Regional & Consolidated School Tax	
Financial Administration	33,677.14	Delinquent Tax & Lien Collections	173,558.04	School Taxes in Municipal Budget	
Assessment of Taxes	17,105.84	Business Personalty Replacement Taxes	36,319.43	County Taxes	.38 *
Collection of Taxes	36,329.00	Taxes from Public Utilities	343,692.00	County Library Taxes	.01
Planning, Housing & Development	16,732.00	Other Miscellaneous Tax Revenues		Local Municipal Purpose Taxes	.69
Human Resources	13,559.14	State Aid Revenues	128,439.37	Veteran & Senior Citizen Taxes	
Elections	2,097.00	Federal Aid Revenues		Total Taxes for Rate Computation	2.08
General Administration (other)	321,329.00	State and Local Fiscal Assistance Act Utilized		Special District Taxes	
JUDICIARY		Sale of Acquired Property		Bank Corp. Taxes	
Municipal Courts	29,247.00	Other Miscellaneous Revenues		Added and Omitted Taxes	
PUBLIC SAFETY		Total	1,217,454.95	Total Taxes Levied - ABSTRACT	21,787.08
Fire Protection	140,325.60	Prior Years Surplus Appropriated	177,000.00	Total Taxes Billed	4,649,630.78
Police Protection	626,315.19	REVENUES TOTAL	6,553,793.31	1988 TAXES COLLECTED	4,649,630.78
Civil Defense & Disaster Control	2,000.00	Reserve For Uncollected Taxes	234,525.00	1988 Taxes Cancelled, Abated or Adjusted	4,426,829.97
Environmental Inspection & Control	20,235.00	CAPITAL OUTLAY TOTAL	1,099,626.12	Transfer to Tax Title Liens or Foreclosed	
Other Public Safety				Balance Outstanding Dec. 31, 1988	8,639.85
PUBLIC WORKS					214,160.96
Streets and Drainage	291,433.52	Public Enterprises	769,069.96	PRIOR YEARS TAXES OUTSTANDING	
Sewers and Sewage Processing	634,921.97	Recreation—Culture	673.00	Balance January 1, 1988	161,190.77
Garbage and Trash Disposal	365,459.00	Public Works	173,767.77	Collected in 1988	160,154.43
Public Buildings and Grounds	57,535.61	Buildings and Grounds	31,115.39	Cancelled, Abated or Adjusted 1988	
Other Public Works		Library and Education		Transfers to Tax Title Liens or Foreclosed	
HEALTH and WELFARE		Conservation	75,000.00	Balance December 31, 1988	1,036.34
Health Services Except Environmental	43,235.03	All Other		TAX TITLE LIENS OUTSTANDING	
Welfare-Public Assistance	3,700.00	CAPITAL DEBT AUTHORIZED, DECEMBER 31, 1988		Balance January 1, 1988	28,213.55
Hospitals, Clinics, First Aid	1,000.00	ISSUED AND UNISSUED		Transfer From Taxes	8,639.85
Animal, Insect, & Rodent Control	500.00	School		Redeemed in 1988	13,403.61
Other Welfare Services		Self-liquidating	1,919,150	Cancelled, Abated or Adjusted (1988)	
RECREATION and CONSERVATION		Other	2,834,250	Transfers to Foreclosed Property	
Beaches and Boardwalks		Total	4,753,400	Balance December 31, 1988	23,449.79
Parks, Playgrounds, Shade Trees		ISSUED AND OUTSTANDING		PROPERTY ACQUIRED BY DEED OR FORECLOSURE	
Land Reclamation & Conservation		School		Balance January 1, 1988	472,850.00
Other Recreational Services	24,000.00	Self-Liquidating	1,308,000.00	Transfers From Taxes or Liens	
EDUCATION (excluding schools)		Other	1,681,250.00	Sale for Cash (1988)	170,738.00
Libraries	15,000.00	Total	3,439,250.00	Cancelled, Abated or Adjusted (1988)	
Other Educational Services		EQUALIZED VALUATION BASIS		Balance December 31, 1988	302,112.00
STATUTORY EXPENDITURES		FOR NET DEBT COMPUTATION	190,647,750	CURRENT FINANCES DECEMBER 31, 1988	
Pensions & F. I. C. A.	120,770.00	REAL PROPERTY VALUATIONS		ASSETS	
Employee Fringe Benefits	100,736.00	Code Class # of Parcels % VAL'N		Cash Dec. 31, 1988	787,413.34
Other Statutory Expenditures		1 Vacant Land 219 4.40	4,265,150.00	Taxes Receivable	215,197.30
CETA And Other Public Employment Programs		2 Residential 1973 74.12	71,850,350.00	Tax Title Liens	23,449.79
MUNICIPAL FUNCTIONS TOTAL	2,961,447.04	3 Farm		Foreclosed Property	302,112.00
CAPITAL IMPROVEMENTS *MEMO*	53,450.00	4a Commercial 42 4.26	4,132,500.00	Emergencies & Other Deferred Charges	21,400.00
DEBT SERVICE		4b Industrial 3 17.21	16,684,750.00	State and Federal Aid Receivable	17,769.59
Principal Payments	233,750.00	4c Apartments		Other Receivables	424,571.30
Interest Payments	132,959.43	Total 2242	96,932,750.00	Total	1,791,913.32
DEFERRED CHARGES		Land Area 1.30 Sq. Miles		LIABILITIES, RESERVES, AND SURPLUS	
SCHOOL, COUNTY, SPECIAL DISTRICT TAXES	22,537.00	Net Valuation Taxable-Municipal	97,205,677	Cash Liabilities	683,596.78
RESERVE FOR UNCOLLECTED TAXES	3,093,343.70	Net Valuation Taxable-County	203,392,212	Reserves for Receivables	965,330.39
EXPENDITURES TOTAL	6,684,122.17	State Equalized Valuation	221,732,260	Surplus Dec. 31, 1988	142,986.15
		State Equalization Ratio	43.77	Total	1,791,913.32

Population 1980 6,713
 Population 1988 9,483
 S & P Rating
 Moody Rating

General Tax Rate Per \$100.

1.47

State Equalized Tax Rate

1.14

UPPER TOWNSHIP - CAPE MAY COUNTY

Form of Government:

Township Committee

Number of Members on Governing Body - 3

PER CAPITA:

Gross Debt 997.79

Net Debt

Debt Service

Total Tax Levy 685.53

Municipal Expenditures 651.13

PER CENT.

Gross Debt 2.19

Net Debt

Tax Levy Collected 95.04

Tax Levy Cancelled, Aborted
or Adjusted 1.14

EXPENDITURES		REVENUES-REALIZED		1988 PROPERTY TAX	
GENERAL GOVERNMENT				STATE EQUALIZED TAX RATE → .73	
Governing Body & Public Boards		1988 Property Taxes Collected	6,153,818.33	Local District School Taxes	3,732,659.00
Municipal Clerk		1988 Payments in Lieu of Taxes		Regional & Consolidated School Tax	
Financial Administration	51,633.70	Delinquent Tax & Lien Collections	376,703.05	School Taxes in Municipal Budget	
Assessment of Taxes	35,033.25	Business Personalty Replacement Taxes	9,436.44	County Taxes	1,993,166.40
Collection of Taxes	74,451.50	Taxes from Public Utilities	4,356,368.00	County Library Taxes	114,493.91
Planning, Housing & Development	30,850.00	Other Miscellaneous Tax Revenues		Local Municipal Purpose Taxes	
Human Resources		State Aid Revenues	486.00	Veteran & Senior Citizen Taxes	80,900.00
Elections		Federal Aid Revenues		Total Taxes for Rate Computation	5,971,219.31
General Administration (other)	622,276.70	State and Local Fiscal Assistance Act Utilized		Special District Taxes	300,245.33
JUDICIARY		Sale of Acquired Property	31,600.00	Bank Corp. Taxes	24,371.94
Municipal Courts	91,358.75	Other Miscellaneous Revenues	798,330.73	Added and Omitted Taxes	295,372.93
PUBLIC SAFETY		Total	12,246,742.65	Total Taxes Levied - ABSTRACT	6,510,309.56
Fire Protection	40,030.00	Prior Years Surplus Appropriated	1,755,343.35	Total Taxes Billed	6,485,572.82
Police Protection	30,817.00	REVENUES TOTAL	14,032,086.00	1988 TAXES COLLECTED	6,163,313.33
Civil Defense & Disaster Control	6,977.93	Reserve For Uncollected Taxes	514,793.15	1988 Taxes Cancelled, Aborted or Adjusted	9,290.74
Environmental Inspection & Control	97,823.25	CAPITAL OUTLAY TOTAL	157,749.73	Transfer to Tax Title Liens or Foreclosed	3,347.42
Other Public Safety				Balance Outstanding Dec. 31, 1988	304,216.28
PUBLIC WORKS				PRIOR YEARS TAXES OUTSTANDING	
Streets and Drainage	673,548.21	Public Enterprises		Balance January 1, 1988	392,186.25
Sewers and Sewage Processing	109,400.00	Recreation—Culture	43,411.76	Collected in 1988	376,581.81
Gorbage and Trash Disposal	498,374.06	Public Works	114,337.97	Cancelled, Aborted or Adjusted 1988	
Public Buildings and Grounds	53,330.00	Buildings and Grounds		Transfers to Tax Title Liens or Foreclosed	2,370.95
Other Public Works		Library and Education		Balance December 31, 1988	13,233.49
HEALTH and WELFARE		Conservation		TAX TITLE LIENS OUTSTANDING	
Health Services Except Environmental	850.00	All Other		Balance January 1, 1988	22,117.73
Welfare-Public Assistance	7,105.60			Transfer From Taxes	12,213.71
Hospitals, Clinics, First Aid		CAPITAL DEBT AUTHORIZED, DECEMBER 31, 1988		Redeemed in 1988	121.24
Animal, Insect, & Rodent Control	65,875.00	ISSUED AND UNISSUED		Cancelled, Aborted or Adjusted (1988)	5,003.56
Other Welfare Services		School	9,462,000	Transfers to Foreclosed Property	12,179.97
RECREATION and CONSERVATION		Self-liquidating		Balance December 31, 1988	17,026.67
Beaches and Boardwalks	75,439.50	Other		PROPERTY ACQUIRED BY DEED OR FORECLOSURE	
Parks, Playgrounds, Shade Trees		Total	9,462,000	Balance January 1, 1988	1,616,474.03
Land Reclamation & Conservation		ISSUED AND OUTSTANDING		Transfers From Taxes or Liens	12,179.97
Other Recreational Services	161,890.00	School	8,022,000.00	Sole for Cash (1988)	31,600.00
EDUCATION (excluding schools)		Self-liquidating		Cancelled, Aborted or Adjusted (1988)	
Libraries		Other		Balance December 31, 1988	1,599,054.00
Other Educational Services	2,500,000.00	Total	8,022,000.00	CURRENT FINANCES DECEMBER 31, 1988	
STATUTORY EXPENDITURES		EQUALIZED VALUATION BASIS		ASSETS	
Pensions & F. I. C. A.	143,000.00	FOR NET DEBT COMPUTATION	431,111,333	Cash Dec. 31, 1988	6,675,179.36
Employee Fringe Benefits	140,000.00	REAL PROPERTY VALUATIONS		Taxes Receivable	317,447.77
Other Statutory Expenditures		Code Class # of Parcels % VAL'N		Tax Title Liens	17,026.67
CETA And Other Public Employment Programs		1 Vacant Land 3520 13.76	53,827,150.00	Foreclosed Property	1,599,054.00
MUNICIPAL FUNCTIONS TOTAL	5,570,134.42	2 Residential 3475 74.13	289,912,200.00	Emergencies & Other Deferred Charges	4,500.00
CAPITAL IMPROVEMENTS *MEMO*		3 Farm 87 .70	2,746,400.00	State and Federal Aid Receivable	5,085.17
DEBT SERVICE		4a Commercial 195 9.56	37,334,100.00	Other Receivables	16,841.45
Principal Payments		4b Industrial 1 1.85	7,237,100.00	Total	8,635,136.42
Interest Payments		4c Apartments		LIABILITIES, RESERVES, AND SURPLUS	
DEFERRED CHARGES	89,730.00	Total 7278	391,106,950.00	Cash Liabilities	3,951,424.16
SCHOOL, COUNTY, SPECIAL DISTRICT TAXES	6,190,564.69	Land Area 63.70 Sq. Miles		Reserves for Receivables	1,950,371.89
RESERVE FOR UNCOLLECTED TAXES	514,793.15	Net Valuation Taxable-Municipal	401,468,768	Surplus Dec. 31, 1988	2,733,340.37
EXPENDITURES TOTAL	12,365,192.26	Net Valuation Taxable-County	458,946,507	Total	8,635,136.42
		State Equalized Valuation	512,747,110		
		State Equalization Ratio	77.85		

Population 1980 6,310

Population 1988 5,965

S & P Rating

Moody Rating

General Tax Rate Per \$100.

2.65

State Equalized Tax Rate

2.12

UPPER DEERFIELD TWP. - CUMB. CO.

Form of Government:

Township Committee

Number of Members on Governing Body - 5

PER CAPITA:

Gross Debt

682.54

Net Debt

114.22

Debt Service

3.37

Total Tax Levy

630.08

Municipal Expenditures

283.94

PER CENT:

Gross Debt

2.57

Net Debt

.43

Tax Levy Collected

93.29

Tax Levy Cancelled, Abated
or Adjusted

EXPENDITURES		REVENUES-REALIZED		1988 PROPERTY TAX	
GENERAL GOVERNMENT				STATE EQUALIZED TAX RATE	
Governing Body & Public Boards	46,262.73	1988 Property Taxes Collected		Local District School Taxes	1,135,141.54
Municipal Clerk		4,093,746.97		Regional & Consolidated School Tax	916,884.29
Financial Administration	73,099.95	1988 Payments in Lieu of Taxes		School Taxes in Municipal Budget	
Assessment of Taxes	45,914.88	Delinquent Tax & Lien Collections		County Taxes	2,288,995.71
Collection of Taxes		293,096.67		County Library Taxes	
Planning, Housing & Development	62,547.39	Business Personalty Replacement Taxes		Local Municipal Purpose Taxes	
Human Resources		109,659.16		Veteran & Senior Citizen Taxes	84,150.00
Elections		1,092,922.00		Total Taxes for Rate Computation	4,425,171.54
General Administration (other)	243,140.36	Other Miscellaneous Tax Revenues		Special District Taxes	
JUDICIARY		State Aid Revenues		Bank Corp. Taxes	484.32
Municipal Courts	71,373.92	Federal Aid Revenues		Added and Omitted Taxes	47,032.47
PUBLIC SAFETY		State and Local Fiscal Assistance Act Utilized		Total Taxes Levied - ABSTRACT	4,388,538.33
Fire Protection	40,722.73	Sole of Acquired Property		Total Taxes Billed	4,388,054.01
Police Protection	23,000.00	Other Miscellaneous Revenues		1988 TAXES COLLECTED	4,093,746.97
Civil Defense & Disaster Control	1,850.00	Prior Years Surplus Appropriated		1988 Taxes Cancelled, Abated or Adjusted	
Environmental Inspection & Control	51,660.12	REVENUES TOTAL		Transfer to Tax Title Liens or Foreclosed	10,448.40
Other Public Safety		Reserve For Uncollected Taxes		PRIOR YEARS TAXES OUTSTANDING	283,858.64
PUBLIC WORKS		CAPITAL OUTLAY TOTAL		Balance January 1, 1988	294,257.08
Streets and Drainage	188,254.06	Public Enterprises		Collected in 1988	283,515.99
Sewers and Sewage Processing	246,370.15	Recreation—Culture		Cancelled, Abated or Adjusted 1988	
Garbage and Trash Disposal	1,000.00	Public Works		Transfers to Tax Title Liens or Foreclosed	3,074.38
Public Buildings and Grounds	122,052.09	Buildings and Grounds		Balance December 31, 1988	7,666.71
Other Public Works	4,000.00	Library and Education		TAX TITLE LIENS OUTSTANDING	
HEALTH and WELFARE		Conservation		Balance January 1, 1988	26,509.62
Health Services Except Environmental	1,910.00	All Other		Transfer From Taxes	14,002.69
Welfare-Public Assistance	3,300.00	CAPITAL DEBT AUTHORIZED, DECEMBER 31, 1988		Redeemed in 1988	14,580.68
Hospitals, Clinics, First Aid	5,000.00	ISSUED AND UNISSUED		Cancelled, Abated or Adjusted (1988)	
Animal, Insect, & Rodent Control	11,435.36	GROSS DEBT		Transfers to Foreclosed Property	
Other Welfare Services		SCHOOL		Balance December 31, 1988	25,931.63
RECREATION and CONSERVATION		Self-liquidating		PROPERTY ACQUIRED BY DEED OR	
Beaches and Boardwalks		Other		FORECLOSURE	
Parks, Playgrounds, Shade Trees		Total		Balance January 1, 1988	45,500.00
Land Reclamation & Conservation		ISSUED AND OUTSTANDING		Transfers From Taxes or Liens	
Other Recreational Services	54,216.82	SCHOOL		Sale for Cash (1988)	
EDUCATION (excluding schools)		Self-Liquidating		Cancelled, Abated or Adjusted (1988)	
Libraries		Other		Balance December 31, 1988	45,500.00
Other Educational Services	234,530.00	Total		CURRENT FINANCES DECEMBER 31, 1988	
STATUTORY EXPENDITURES		EQUALIZED VALUATION BASIS		ASSETS	
Pensions & F. I. C. A.	60,000.00	FOR NET DEBT COMPUTATION		Cash Dec. 31, 1988	3,826,106.98
Employee Fringe Benefits	74,800.00	REAL PROPERTY VALUATIONS		Taxes Receivable	291,525.35
Other Statutory Expenditures	3,500.50	Code Class # of Parcels % VAL'N		Tax Title Liens	25,931.63
CETA And Other Public Employment Programs		1 Vacant Land 508 3.56		Foreclosed Property	45,500.00
MUNICIPAL FUNCTIONS TOTAL	1,630,016.11	2 Residential 1966 64.30		Emergencies & Other Deferred Charges	748.79
CAPITAL IMPROVEMENTS *MEMO*		3 Farm 507 7.87		State and Federal Aid Receivable	1,031.04
DEBT SERVICE		4a Commercial 101 14.61		Other Receivables	37,246.83
Principal Payments	16,420.33	4b Industrial 5 7.47		Total	4,228,090.62
Interest Payments	7,073.39	4c Apartments 7 2.20		LIABILITIES, RESERVES, AND SURPLUS	
DEFERRED CHARGES	9,231.98	Total 3094		Cash Liabilities	603,037.34
SCHOOL, COUNTY, SPECIAL DISTRICT TAXES	4,341,021.54	Land Area 31.75 Sq. Miles		Reserves for Receivables	400,203.81
RESERVE FOR UNCOLLECTED TAXES	264,875.00	Net Valuation Taxable-Municipal		Surplus Dec. 31, 1988	3,224,849.47
EXPENDITURES TOTAL	6,313,638.40	Net Valuation Taxable-County		Total	4,228,090.62
		State Equalized Valuation			
		State Equalization Ratio			

1351

Population 1980 2,750
Population 1988 3,091
S & P Rating
Moody Rating

General Tax Rate Per \$100.

3.13

State Equalized Tax Rate

1.44

UPPER FREEHOLD TWP. - MON. COUNTY

Form of Government:

Township Committee

Number of Members on Governing Body - 3

PER CAPITA:

Gross Debt 212.62

Net Debt

Debt Service

Total Tax Levy 1,012.94

Municipal Expenditures 452.86

PER CENT.

Gross Debt .40

Net Debt

Tax Levy Collected 93.95

Tax Levy Cancelled, Abated

or Adjusted .08

EXPENDITURES		REVENUES-REALIZED		1988 PROPERTY TAX	
GENERAL GOVERNMENT				STATE EQUALIZED TAX RATE →	
Governing Body & Public Boards		1988 Property Taxes Collected	2,939,582.01	Local District School Taxes	
Municipal Clerk		1988 Payments in Lieu of Taxes		Regional & Consolidated School Tax 1.03	2,137,675.91
Financial Administration	3,850.00	Delinquent Tax & Lien Collections	170,606.62	School Taxes in Municipal Budget	
Assessment of Taxes	113,862.10	Business Personalty Replacement Taxes	61,730.16	County Taxes	.36 743,056.12
Collection of Taxes	25,900.00	Taxes from Public Utilities	275,311.00	County Library Taxes	.01 28,234.44
Planning, Housing & Development	170,667.32	Other Miscellaneous Tax Revenues		Local Municipal Purpose Taxes	.04 88,416.00
Human Resources	3,240.00	State Aid Revenues	24,437.99	Veteran & Senior Citizen Taxes	25,350.00
Elections	658.39	Federal Aid Revenues		Total Taxes for Rate Computation 1.44	3,023,253.47
General Administration (other)	170,392.30	State and Local Fiscal Assistance Act Utilized	13.75	Special District Taxes	
JUDICIARY		Sale of Acquired Property		Bank Corp. Taxes	2,724.37
Municipal Courts	51,850.00	Other Miscellaneous Revenues	334,923.49	Added and Omitted Taxes	130,379.26
PUBLIC SAFETY		Total	3,306,660.02	Total Taxes Levied - ABSTRACT	3,131,007.60
Fire Protection	57,045.39	Prior Years Surplus Appropriated	670,000.00	Total Taxes Billed	3,128,312.20
Police Protection	25,462.82	REVENUES TOTAL	4,476,660.02	1988 TAXES COLLECTED	2,939,582.01
Civil Defense & Disaster Control	2,000.00	Reserve For Uncollected Taxes	258,374.94	1988 Taxes Cancelled, Abated or Adjusted	2,406.15
Environmental Inspection & Control	51,530.85			Transfer to Tax Title Liens or Foreclosed	
Other Public Safety		CAPITAL OUTLAY TOTAL		Balance Outstanding Dec. 31, 1988	186,324.04
PUBLIC WORKS				PRIOR YEARS TAXES OUTSTANDING	
Streets and Drainage	296,425.40	Public Enterprises		Balance January 1, 1988	174,505.18
Sewers and Sewage Processing	3,907.21	Recreation—Culture		Collected in 1988	170,606.02
Garbage and Trash Disposal	9,120.00	Public Works		Cancelled, Abated or Adjusted 1988	
Public Buildings and Grounds	26,500.00	Buildings and Grounds		Transfers to Tax Title Liens or Foreclosed	
Other Public Works		Library and Education		Balance December 31, 1988	3,998.56
HEALTH and WELFARE		Conservation		TAX TITLE LIENS OUTSTANDING	
Health Services Except Environmental	24,590.00	All Other		Balance January 1, 1988	
Welfare-Public Assistance	6,195.00	CAPITAL DEBT AUTHORIZED, DECEMBER 31, 1988		Transfer From Taxes	
Hospitals, Clinics, First Aid		ISSUED AND UNISSUED GROSS DEBT NET DEBT		Redeemed in 1988	
Animal, Insect, & Rodent Control	14,000.00	School 657,197		Cancelled, Abated or Adjusted (1988)	
Other Welfare Services		Self-liquidating		Transfers to Foreclosed Property	
RECREATION and CONSERVATION		Other		Balance December 31, 1988	
Beaches and Boardwalks		Total 657,197		PROPERTY ACQUIRED BY DEED OR	
Parks, Playgrounds, Shade Trees				FORECLOSURE	
Land Reclamation & Conservation	451.76	ISSUED AND OUTSTANDING		Balance January 1, 1988	11,500.00
Other Recreational Services	4,450.45	School	557,197.49	Transfers From Taxes or Liens	
EDUCATION (excluding schools)		Self-Liquidating		Sale for Cash (1988)	
Libraries	4,000.00	Other		Cancelled, Abated or Adjusted (1988)	
Other Educational Services	1,500.00	Total	657,197.49	Balance December 31, 1988	11,500.00
STATUTORY EXPENDITURES		EQUALIZED VALUATION BASIS		CURRENT FINANCES DECEMBER 31, 1988	
Pensions & F. I. C. A.	36,100.00	FOR NET DEBT COMPUTATION	166,244,253	ASSETS	
Employee Fringe Benefits	21,604.76	REAL PROPERTY VALUATIONS		Cash Dec. 31, 1988	303,331.00
Other Statutory Expenditures		Code Class # of Parcels % VAL'N ASSESSED VALUATION		Taxes Receivable	190,322.60
CETA And Other Public Employment Programs		1 Vacant Land 164 3.21 3,029,230.00		Tax Title Liens	
MUNICIPAL FUNCTIONS TOTAL	1,130,303.75	2 Residential 679 47.95 45,240,120.00		Foreclosed Property	11,500.00
CAPITAL IMPROVEMENTS *MEMO*	10,000.00	3 Farm 383 40.04 37,774,676.00		Emergencies & Other Deferred Charges	134,399.54
DEBT SERVICE		4a Commercial 56 6.93 6,540,900.00		State and Federal Aid Receivable	
Principal Payments		4b Industrial 15 1.59 1,502,800.00		Other Receivables	71,706.70
Interest Payments		4c Apartments 4 .28 260,200.00		Total	1,217,359.84
DEFERRED CHARGES	10,605.28	Total 1326 94,347,946.00		LIABILITIES, RESERVES, AND SURPLUS	
SCHOOL, COUNTY, SPECIAL DISTRICT TAXES	2,903,937.47	Land Area 47.45 Sq. Miles		Cash Liabilities	305,377.48
RESERVE FOR UNCOLLECTED TAXES	258,874.94	Net Valuation Taxable-Municipal	95,683,371	Reserves for Receivables	274,129.30
EXPENDITURES TOTAL	4,308,771.44	Net Valuation Taxable-County	177,926,490	Surplus Dec. 31, 1988	637,353.06
		State Equalized Valuation	205,734,222	Total	1,217,359.84
		State Equalization Ratio	46.16		

1714

Population 1980 **3,139**
 Population 1988 **3,353**
 S & P Rating
 Moody Rating

General Tax Rate Per \$100.

3.76

State Equalized Tax Rate

1.72

UPPER PITTSBURGH TWP. - SALEM CO.

Form of Government:

Township Committee

Number of Members on Governing Body - 3

PER CAPITA:

Gross Debt **14.32**

Net Debt

Debt Service

Total Tax Levy **508.53**Municipal Expenditures **265.30**

PER CENT:

Gross Debt **.06**

Net Debt

Tax Levy Collected **92.92**Tax Levy Cancelled, Abated or Adjusted **.09**

EXPENDITURES		REVENUES-REALIZED		1988 PROPERTY TAX	
GENERAL GOVERNMENT				STATE EQUALIZED TAX RATE 1.99	
Governing Body & Public Boards				Local District School Taxes 968,514.00	
Municipal Clerk				Regional & Consolidated School Tax	
Financial Administration	14,000.00	1988 Property Taxes Collected 1,585,817.40		School Taxes in Municipal Budget	
Assessment of Taxes	10,000.00	1988 Payments in Lieu of Taxes 99,933.10		County Taxes 722,844.70	
Collection of Taxes	17,200.00	Delinquent Tax & Lien Collections 52,123.88		County Library Taxes	
Planning, Housing & Development	21,600.00	Business Personalty Replacement Taxes 329,804.00		Local Municipal Purpose Taxes	
Human Resources		Taxes from Public Utilities 59,330.21		Veteran & Senior Citizen Taxes 30,400.00	
Elections		Other Miscellaneous Tax Revenues		Total Taxes for Rate Computation 1.73	
General Administration (other)	105,100.00	State Aid Revenues		1,721,758.70	
JUDICIARY		Federal Aid Revenues		Special District Taxes	
Municipal Courts	23,000.00	State and Local Fiscal Assistance Act Utilized 10.93		Bank Corp. Taxes	
PUBLIC SAFETY		Sale of Acquired Property		Added and Omitted Taxes 13,729.04	
Fire Protection	43,854.60	Other Miscellaneous Revenues		Total Taxes Levied - ABSTRACT 1,705,087.74	
Police Protection	5,000.00	Total 2,447,201.73		Total Taxes Billed 1,706,574.03	
Civil Defense & Disaster Control	1,500.00	Prior Years Surplus Appropriated 384,697.69		1988 TAXES COLLECTED 1,585,817.40	
Environmental Inspection & Control	10,400.00	REVENUES TOTAL 2,831,899.42		1988 Taxes Cancelled, Abated or Adjusted 1,613.72	
Other Public Safety		Reserve For Uncollected Taxes 136,400.00		Transfer to Tax Title Liens or Foreclosed	
PUBLIC WORKS		CAPITAL OUTLAY TOTAL 55,000.00		Balance Outstanding Dec. 31, 1988 118,872.19	
Streets and Drainage	350,241.93	Public Enterprises		PRIOR YEARS TAXES OUTSTANDING	
Sewers and Sewage Processing		Recreation—Culture		Balance January 1, 1988 107,545.25	
Garbage and Trash Disposal		Public Works		Collected in 1988 98,637.46	
Public Buildings and Grounds	31,188.00	Buildings and Grounds		Cancelled, Abated or Adjusted 1988 2.78	
Other Public Works		Library and Education		Transfers to Tax Title Liens or Foreclosed	
HEALTH and WELFARE		Conservation		Balance December 31, 1988 8,905.01	
Health Services Except Environmental	1,000.00	All Other		TAX TITLE LIENS OUTSTANDING	
Welfare-Public Assistance	11,316.00	CAPITAL DEBT AUTHORIZED, DECEMBER 31, 1988		Balance January 1, 1988 3,561.78	
Hospitals, Clinics, First Aid		ISSUED AND UNISSUED GROSS DEBT		Transfer From Taxes 270.72	
Animal, Insect, & Rodent Control	13,200.00	School 48,000		Redeemed in 1988 1,295.64	
Other Welfare Services		Self-liquidating		Cancelled, Abated or Adjusted (1988)	
RECREATION and CONSERVATION		Other		Transfers to Foreclosed Property	
Beaches and Boardwalks		Total 48,000		Balance December 31, 1988 2,536.86	
Parks, Playgrounds, Shade Trees		ISSUED AND OUTSTANDING		PROPERTY ACQUIRED BY DEED OR	
Land Reclamation & Conservation		School 48,000.00		FORECLOSURE	
Other Recreational Services	16,800.00	Self-liquidating		Balance January 1, 1988 50.00	
EDUCATION (excluding schools)		Other		Transfers From Taxes or Liens	
Libraries		Total 48,000.00		Sale for Cash (1988)	
Other Educational Services	45,000.00	EQUALIZED VALUATION BASIS		Cancelled, Abated or Adjusted (1988)	
STATUTORY EXPENDITURES		FOR NET DEBT COMPUTATION 81,022,129		Balance December 31, 1988 50.00	
Pensions & F. I. C. A.	20,900.00	REAL PROPERTY VALUATIONS		CURRENT FINANCES DECEMBER 31, 1988	
Employee Fringe Benefits		Code Class # of Parcels % VAL'N		ASSETS	
Other Statutory Expenditures	1,800.00	ASSESSED VALUATION		Cash Dec. 31, 1988 2,487,828.50	
CETA And Other Public Employment Programs		1 Vacant Land 167 2.12		Taxes Receivable 127,777.20	
MUNICIPAL FUNCTIONS TOTAL 753,100.53		2 Residential 660 48.81		Tax Title Liens 2,536.86	
CAPITAL IMPROVEMENTS *MEMO* 70,000.00		3 Farm 918 39.11		Foreclosed Property 50.00	
DEBT SERVICE		4a Commercial 60 9.97		Emergencies & Other Deferred Charges 10,000.00	
Principal Payments		4b Industrial		State and Federal Aid Receivable	
Interest Payments		4c Apartments		Other Receivables	
DEFERRED CHARGES 52.18		Total 1805		Total 2,628,192.56	
SCHOOL, COUNTY, SPECIAL DISTRICT TAXES	1,691,358.70	Land Area 40.10 Sq. Miles		LIABILITIES, RESERVES, AND SURPLUS	
RESERVE FOR UNCOLLECTED TAXES	136,400.00	Net Valuation Taxable-Municipal 45,022,473		Cash Liabilities 150,315.21	
EXPENDITURES TOTAL 2,580,921.41		Net Valuation Taxable-County 86,407,603		Reserves for Receivables 130,364.06	
		State Equalized Valuation 97,217,489		Surplus Dec. 31, 1988 2,347,513.29	
		State Equalization Ratio 45.82		Total 2,628,192.56	

0203
 Population 1980 7,953
 Population 1988 7,711
 S & P Rating
 Moody Rating

General Tax Rate Per \$100. 1.25
 State Equalized Tax Rate 1.11

UPPER SADDLE RIVER - BERGEN COUNTY

Form of Government:

Borough Council

Number of Members on Governing Body - 6

PER CAPITA:		PER CENT
Gross Debt	267.49	Gross Debt .20
Net Debt	213.90	Net Debt .16
Debt Service	27.67	Tax Levy Collected 96.46
Total Tax Levy	1,863.33	Tax Levy Cancelled, Abated or Adjusted .10
Municipal Expenditures	581.11	

EXPENDITURES		REVENUES-REALIZED		1988 PROPERTY TAX	
GENERAL GOVERNMENT				STATE EQUALIZED TAX RATE	
Governing Body & Public Boards		1988 Property Taxes Collected	13,995,750.42	Local District School Taxes .43	5,470,697.28
Municipal Clerk		1988 Payments in Lieu of Taxes		Regional & Consolidated School Tax .31	3,931,766.51
Financial Administration	59,444.51	Delinquent Tax & Lien Collections	399,466.34	School Taxes in Municipal Budget	
Assessment of Taxes	27,315.00	Business Personalty Replacement Taxes	92,976.05	County Taxes .21	2,565,276.62
Collection of Taxes	35,250.00	Taxes from Public Utilities	376,839.00	County Library Taxes	
Planning, Housing & Development	31,634.00	Other Miscellaneous Tax Revenues		Local Municipal Purpose Taxes .17	2,156,193.04
Human Resources	34,331.15	State Aid Revenues	33,172.75	Veteran & Senior Citizen Taxes	36,350.00
Elections		Federal Aid Revenues		Total Taxes for Rate Computation 1.12	14,260,283.45
General Administration (other)	442,932.00	State and Local Fiscal Assistance Act Utilized		Special District Taxes	
JUDICIARY		Sale of Acquired Property		Bank Corp. Taxes	1,048.73
Municipal Courts	33,225.00	Other Miscellaneous Revenues	512,923.75	Added and Omitted Taxes	181,481.90
PUBLIC SAFETY		Total	15,967,128.37	Total Taxes Levied - ABSTRACT	14,400,464.08
Fire Protection	71,625.52	Prior Years Surplus Appropriated	700,000.00	Total Taxes Billed	14,509,338.74
Police Protection	925,950.70	REVENUES TOTAL	16,667,123.37	1988 TAXES COLLECTED	13,995,750.42
Civil Defense & Disaster Control	250.00	Reserve For Uncollected Taxes	776,917.07	1988 Taxes Cancelled, Abated or Adjusted	14,060.91
Environmental Inspection & Control	66,950.00			Transfer to Tax Title Liens or Foreclosed	320.00
Other Public Safety		CAPITAL OUTLAY TOTAL	948,505.39	Balance Outstanding Dec. 31, 1988	498,707.41
PUBLIC WORKS				PRIOR YEARS TAXES OUTSTANDING	
Streets and Drainage	243,110.00	Public Enterprises		Balance January 1, 1988	404,492.00
Sewers and Sewage Processing	114,033.28	Recreation—Culture		Collected in 1988	399,466.34
Garbage and Trash Disposal	713,546.00	Public Works	67,258.15	Cancelled, Abated or Adjusted 1988	
Public Buildings and Grounds	22,110.00	Buildings and Grounds	375,450.94	Transfers to Tax Title Liens or Foreclosed	2,160.42
Other Public Works	33,000.00	Library and Education	5,796.00	Balance December 31, 1988	2,365.24
HEALTH and WELFARE		Conservation		TAX TITLE LIENS OUTSTANDING	
Health Services Except Environmental	30,645.64	All Other		Balance January 1, 1988	197.64
Welfare-Public Assistance	1,025.00			Transfer From Taxes	3,311.51
Hospitals, Clinics, First Aid		CAPITAL DEBT AUTHORIZED, DECEMBER 31, 1988		Redeemed in 1988	
Animal, Insect, & Rodent Control		ISSUED AND UNISSUED		Cancelled, Abated or Adjusted (1988)	
Other Welfare Services		School	363,728	Transfers to Foreclosed Property	
RECREATION and CONSERVATION		Self-liquidating		Balance December 31, 1988	3,509.15
Beaches and Boardwalks		Other	1,698,375	PROPERTY ACQUIRED BY DEED OR	
Parks, Playgrounds, Shade Trees	33,505.00	Total	2,062,603	FORECLOSURE	
Land Reclamation & Conservation				Balance January 1, 1988	
Other Recreational Services	2,800.00	ISSUED AND OUTSTANDING		Transfers From Taxes or Liens	
EDUCATION (excluding schools)		School	363,728.13	Sale for Cash (1988)	
Libraries	201,658.03	Self-liquidating		Cancelled, Abated or Adjusted (1988)	
Other Educational Services		Other	1,431,475.00	Balance December 31, 1988	
STATUTORY EXPENDITURES		Total	1,795,203.13	CURRENT FINANCES DECEMBER 31, 1988	
Pensions & F. I. C. A.	250,409.19	EQUALIZED VALUATION BASIS		ASSETS	
Employee Fringe Benefits	93,650.00	FOR NET DEBT COMPUTATION	1,020,946,903	Cash Dec. 31, 1988	2,073,889.70
Other Statutory Expenditures		REAL PROPERTY VALUATIONS		Taxes Receivable	501,572.65
CETA And Other Public Employment Programs		Code Class # of Parcels % VAL'N		Tax Title Liens	3,509.15
MUNICIPAL FUNCTIONS TOTAL	3,473,510.02	1 Vacant Land 116 2.39	27,217,150.00	Foreclosed Property	
CAPITAL IMPROVEMENTS *MEMO*	50,000.00	2 Residential 2361 86.67	938,515,000.00	Emergencies & Other Deferred Charges	32,000.00
DEBT SERVICE		3 Farm 6 .07	783,600.00	State and Federal Aid Receivable	
Principal Payments	174,000.00	4a Commercial 72 10.44	119,119,300.00	Other Receivables	28,238.48
Interest Payments	39,520.14	4b Industrial 4 .43	4,863,000.00	Total	2,644,209.98
		4c Apartments		LIABILITIES, RESERVES, AND SURPLUS	
		Total 2559	1,140,498,050.00	Cash Liabilities	534,454.10
DEFERRED CHARGES	16,969.05	Land Area 5.10 Sq. Miles		Reserves for Receivables	533,320.28
SCHOOL, COUNTY, SPECIAL DISTRICT TAXES	12,067,740.41	Net Valuation Taxable-Municipal	1,146,228,547	Surplus Dec. 31, 1988	1,576,435.60
RESERVE FOR UNCOLLECTED TAXES	776,917.07	Net Valuation Taxable-County	1,047,882,219	Total	2,644,209.98
EXPENDITURES TOTAL	16,548,656.69	State Equalized Valuation	1,284,889,369		
		State Equalization Ratio	89.16		

0122
 Population 1980 11,704
 Population 1988 11,364
 S & P Rating 333+
 Moody Rating AAA

General Tax Rate Per \$100. 3.02
 State Equalized Tax Rate 1.54

VENTNOR CITY CITY - ATLANTIC CO.

Form of Government:

Commission (1911)

Number of Members on Governing Body - 3

PER CAPITA:

Gross Debt 980.44
 Net Debt 633.99
 Debt Service 160.28
 Total Tax Levy 1,154.94
 Municipal Expenditures 843.96

PER CENT:

Gross Debt 1.44
 Net Debt .93
 Tax Levy Collected 96.72
 Tax Levy Cancelled, Abated or Adjusted .41

EXPENDITURES		REVENUES-REALIZED		1988 PROPERTY TAX	
GENERAL GOVERNMENT				STATE EQUALIZED TAX RATE	
Governing Body & Public Boards		1988 Property Taxes Collected	12,638,209.13	Local District School Taxes	.39 3,266,232.00
Municipal Clerk		1988 Payments in Lieu of Taxes		Regional & Consolidated School Tax	
Financial Administration	105,377.61	Delinquent Tax & Lien Collections	323,766.76	School Taxes in Municipal Budget	.09 743,345.00
Assessment of Taxes	33,150.00	Business Personalty Replacement Taxes	65,844.92	County Taxes	.44 * 3,702,080.61
Collection of Taxes	52,771.16	Taxes from Public Utilities	544,371.00	County Library Taxes	.03 251,917.62
Planning, Housing & Development	9,810.32	Other Miscellaneous Tax Revenues		Local Municipal Purpose Taxes	.60 5,025,050.01
Human Resources	57,361.97	State Aid Revenues	172,377.87	Veteran & Senior Citizen Taxes	
Elections	19,300.00	Federal Aid Revenues		Total Taxes for Rate Computation	1.55 13,119,375.24
General Administration (other)	942,371.13	State and Local Fiscal Assistance Act Utilized	9,933.15	Special District Taxes	
JUDICIARY		Sole of Acquired Property		Bank Corp. Taxes	12,456.48
Municipal Courts	135,003.31	Other Miscellaneous Revenues	1,372,873.77	Added and Omitted Taxes	123,609.80
PUBLIC SAFETY		Total	15,177,376.65	Total Taxes Levied - ABSTRACT	13,124,691.52
Fire Protection	1,325,677.65	Prior Years Surplus Appropriated	1,146,061.00	Total Taxes Billed	13,118,494.41
Police Protection	1,325,271.99	REVENUES TOTAL	16,323,437.65	1988 TAXES COLLECTED	12,688,209.18
Civil Defense & Disaster Control	31,381.00	Reserve For Uncollected Taxes	413,163.14	1988 Taxes Cancelled, Abated or Adjusted	53,435.89
Environmental Inspection & Control	182,497.83	CAPITAL OUTLAY TOTAL		Transfer to Tax Title Liens or Foreclosed	597.37
Other Public Safety				Balance Outstanding Dec. 31, 1988	376,251.97
PUBLIC WORKS				PRIOR YEARS TAXES OUTSTANDING	
Streets and Drainage	360,335.38	Public Enterprises	737,093.03	Balance January 1, 1988	391,980.74
Sewers and Sewage Processing	17,537.52	Recreation—Culture	18,359.72	Collected in 1988	323,766.76
Garbage and Trash Disposal	955,000.00	Public Works	135,124.82	Cancelled, Abated or Adjusted 1988	17,343.91
Public Buildings and Grounds	82,606.54	Buildings and Grounds	31,542.92	Transfers to Tax Title Liens or Foreclosed	
Other Public Works	31,000.00	Library and Education		Balance December 31, 1988	50,870.07
HEALTH and WELFARE		Conservation		TAX TITLE LIENS OUTSTANDING	
Health Services Except Environmental	1,662.04	All Other		Balance January 1, 1988	6,550.34
Welfare-Public Assistance	13,310.00	CAPITAL DEBT AUTHORIZED, DECEMBER 31, 1988		Transfer From Taxes	597.37
Hospitals, Clinics, First Aid				Redeemed in 1988	
Animal, Insect, & Rodent Control	6,000.00	ISSUED AND UNISSUED		Cancelled, Abated or Adjusted (1988)	
Other Welfare Services		School	3,937,000	Transfers to Foreclosed Property	
RECREATION and CONSERVATION		Self-liquidating	1,775,000	Balance December 31, 1988	7,147.71
Beaches and Boardwalks	258,325.70	Other	5,429,700	PROPERTY ACQUIRED BY DEED OR FORECLOSURE	
Parks, Playgrounds, Shade Trees	22,065.53	Total	11,141,700	Balance January 1, 1988	136,760.00
Land Reclamation & Conservation	22,000.00	ISSUED AND OUTSTANDING		Transfers From Taxes or Liens	
Other Recreational Services	137,034.33	School	3,937,000.00	Sale for Cash (1988)	
EDUCATION (excluding schools)		Self-Liquidating	1,775,000.00	Cancelled, Abated or Adjusted (1988)	
Libraries		Other	5,423,000.00	Balance December 31, 1988	136,760.00
Other Educational Services		Total	11,135,000.00	CURRENT FINANCES DECEMBER 31, 1988	
STATUTORY EXPENDITURES		EQUALIZED VALUATION BASIS FOR NET DEBT COMPUTATION	772,301.487	ASSETS	
Pensions & F. I. C. A.	637,316.31	REAL PROPERTY VALUATIONS		Cash Dec. 31, 1988	1,296,609.38
Employee Fringe Benefits	331,308.07	Code Class # of Parcels % VAL'N		Taxes Receivable	427,122.04
Other Statutory Expenditures	20,000.00	1 Vacant Land 339 1.63	6,973,100.00	Tax Title Liens	7,147.71
CETA and Other Public Employment Programs		2 Residential 5567 88.81	379,242,017.00	Foreclosed Property	136,760.00
MUNICIPAL FUNCTIONS TOTAL	7,167,145.39	3 Farm		Emergencies & Other Deferred Charges	527,752.89
CAPITAL IMPROVEMENTS *MEMO*	5,000.00	4a Commercial 142 5.94	25,376,000.00	State and Federal Aid Receivable	1,069.27
DEBT SERVICE		4b Industrial 2 .25	1,063,500.00	Other Receivables	517,758.69
Principal Payments	1,030,000.00	4c Apartments 38 3.36	14,362,600.00	Total	2,914,219.98
Interest Payments	791,374.00	Total 6088	427,022,217.00	LIABILITIES, RESERVES, AND SURPLUS	
TYPE I SCHL DEBT *MEMO	743,345.00	Land Area 2.10 Sq. Miles		Cash Liabilities	967,666.52
DEFERRED CHARGES	189,129.39	Net Valuation Taxable-Municipal	430,655,684	Reserves for Receivables	781,118.44
SCHOOL, COUNTY, SPECIAL DISTRICT TAXES	7,963,575.23	Net Valuation Taxable-County	779,168,671	Surplus Dec. 31, 1988	1,165,435.02
RESERVE FOR UNCOLLECTED TAXES	413,163.14	State Equalized Valuation	838,803,068	Total	2,914,219.98
EXPENDITURES TOTAL	17,554,337.15	State Equalization Ratio	51.13		

1922
 Population 1980 16,302
 Population 1988 20,466
 S & P Rating
 Moody Rating AAA
 General Tax Rate Per \$100. 3.15
 State Equalized Tax Rate 1.73

VERNON TOWNSHIP – SUSSEX COUNTY
Form of Government:
Township Committee
Number of Members on Governing Body – 5

PER CAPITA:
 Gross Debt 739.85
 Net Debt 176.83
 Debt Service 2.92
 Total Tax Levy 1,029.25
 Municipal Expenditures 349.12
 PER CENT:
 Gross Debt 1.72
 Net Debt .38
 Tax Levy Collected 94.26
 Tax Levy Cancelled, Abated or Adjusted .57

EXPENDITURES		REVENUES-REALIZED		1988 PROPERTY TAX	
GENERAL GOVERNMENT				STATE EQUALIZED TAX RATE	
Governing Body & Public Boards		1988 Property Taxes Collected	19,331,627.37	Local District School Taxes	1.06 12,241,267.30
Municipal Clerk		1988 Payments in Lieu of Taxes		Regional & Consolidated School Tax	
Financial Administration	113,922.90	Delinquent Tax & Lien Collections	771,376.65	School Taxes in Municipal Budget	
Assessment of Taxes	363,010.00	Business Personalty Replacement Taxes	112,513.64	County Taxes	.43 5,024,209.35
Collection of Taxes	113,638.00	Taxes from Public Utilities	1,291,759.00	County Library Taxes	.03 365,821.82
Planning, Housing & Development	178,000.00	Other Miscellaneous Tax Revenues		Local Municipal Purpose Taxes	.25 2,386,361.00
Human Resources	57,410.00	State Aid Revenues	122,705.93	Veteran & Senior Citizen Taxes	
Elections	5,000.00	Federal Aid Revenues		Total Taxes for Rate Computation	1.77 20,035,909.47
General Administration (other)	543,705.75	State and Local Fiscal Assistance Act Utilized		Special District Taxes	
JUDICIARY		Sale of Acquired Property		Bank Corp Taxes	24,422.43
Municipal Courts	70,410.00	Other Miscellaneous Revenues	1,291,703.33	Added and Omitted Taxes	522,643.84
PUBLIC SAFETY		Total	23,471,691.37	Total Taxes Levied - ABSTRACT	21,064,725.74
Fire Protection	297,395.00	Prior Years Surplus Appropriated	1,200,000.00	Total Taxes Billed	21,092,728.00
Police Protection	1,147,760.00	REVENUES	24,671,691.37	1988 TAXES COLLECTED	19,881,627.37
Civil Defense & Disaster Control	2,800.00	Reserve For Uncollected Taxes	1,765,762.73	1988 Taxes Cancelled, Abated or Adjusted	192,992.03
Environmental Inspection & Control	79,830.00	CAPITAL OUTLAY	TOTAL	Transfer to Tax Title Liens or Foreclosed	59,330.00
Other Public Safety			1,132,869.97	Balance Outstanding Dec. 31, 1988	958,273.10
PUBLIC WORKS		Public Enterprises		PRIOR YEARS TAXES OUTSTANDING	
Streets and Drainage	894,000.00	Recreation—Culture	14,672.47	Balance January 1, 1988	901,139.06
Sewers and Sewage Processing		Public Works	520,362.12	Collected in 1988	736,090.67
Garbage and Trash Disposal	20,000.00	Buildings and Grounds	647,835.38	Cancelled, Abated or Adjusted 1988	159,393.37
Public Buildings and Grounds	144,651.81	Library and Education		Transfers to Tax Title Liens or Foreclosed	5,705.02
Other Public Works	60,000.00	Conservation		Balance December 31, 1988	
HEALTH and WELFARE		All Other		TAX TITLE LIENS OUTSTANDING	
Health Services Except Environmental	273,500.00	CAPITAL DEBT AUTHORIZED, DECEMBER 31, 1988		Balance January 1, 1988	292,223.47
Welfare-Public Assistance	12,500.00	ISSUED AND UNISSUED		Transfer From Taxes	76,761.24
Hospitals, Clinics, First Aid		School	12,545,000	Redeemed in 1988	35,286.08
Animal, Insect, & Rodent Control	65,193.00	Self-Liquidating	3,620,014	Cancelled, Abated or Adjusted (1988)	221.72
Other Welfare Services		Other	16,165,014	Transfers to Foreclosed Property	
RECREATION and CONSERVATION		Total	16,165,014	Balance December 31, 1988	333,476.91
Beaches and Boardwalks		ISSUED AND OUTSTANDING		PROPERTY ACQUIRED BY DEED OR FORECLOSURE	
Parks, Playgrounds, Shade Trees		School	12,545,000.00	Balance January 1, 1988	228,300.00
Land Reclamation & Conservation	62,500.00	Self-Liquidating		Transfers From Taxes or Liens	3,200.00
Other Recreational Services	130,907.68	Other	1,930,364.00	Sale for Cash (1988)	61,500.00
EDUCATION (excluding schools)		Total	14,495,364.00	Cancelled, Abated or Adjusted (1988)	112,400.00
Libraries		EQUALIZED VALUATION BASIS		Balance December 31, 1988	63,100.00
Other Educational Services		FOR NET DEBT COMPUTATION	941,723,457	CURRENT FINANCES DECEMBER 31, 1988	
STATUTORY EXPENDITURES		REAL PROPERTY VALUATIONS		ASSETS	
Pensions & F. I. C. A.	339,731.51	Code Class # of Parcels % VAL'N	ASSESSED VALUATION	Cash Dec. 31, 1988	4,176,315.30
Employee Fringe Benefits	293,094.25	1 Vacant Land 4276 9.05	58,714,337.00	Taxes Receivable	953,273.10
Other Statutory Expenditures	1,000.00	2 Residential 7852 76.30	494,875,340.00	Tax Title Liens	333,476.91
CETA And Other Public Employment Programs		3 Farm 362 1.97	12,818,906.00	Foreclosed Property	63,100.00
MUNICIPAL FUNCTIONS		4a Commercial 190 12.16	73,867,551.00	Emergencies & Other Deferred Charges	17,500.00
CAPITAL IMPROVEMENTS		4b Industrial 12 .43	2,812,550.00	State and Federal Aid Receivable	24,717.58
DEBT SERVICE		4c Apartments 3 .03	489,000.00	Other Receivables	81,545.07
Principal Payments		Total 12695	642,577,184.00	Total	5,655,432.96
Interest Payments	57,754.61	Land Area 57.25 Sq. Miles		LIABILITIES, RESERVES, AND SURPLUS	
DEFERRED CHARGES		Net Valuation Taxable-Municipal	653,018,531	Cash Liabilities	1,317,718.43
SCHOOL, COUNTY, SPECIAL DISTRICT TAXES		Net Valuation Taxable-County	1,000,401,302	Reserves for Receivables	1,436,400.08
RESERVE FOR UNCOLLECTED TAXES		State Equalized Valuation	1,153,173,332	Surplus Dec. 31, 1988	2,901,314.45
EXPENDITURES	TOTAL	State Equalization Ratio	56.46	Total	5,655,432.96
	24,755,939.71				

0720

Population 1980 14,166
 Population 1988 14,196
 S & P Rating
 Moody Rating A1

General Tax Rate Per \$100.

4.00

State Equalized Tax Rate

2.00

VERONA TOWNSHIP - ESSEX COUNTY

Form of Government:

Council-Manager Plan B (OMCL 50)

Number of Members on Governing Body - 5

PER CAPITA:

Gross Debt 2,226.42
 Net Debt 349.76
 Debt Service 51.19
 Total Tax Levy 1,498.05
 Municipal Expenditures 541.12

PER CENT:

Gross Debt 3.54
 Net Debt .56
 Tax Levy Collected 98.04
 Tax Levy Cancelled, Abated or Adjusted .08

EXPENDITURES		REVENUES-REALIZED		1988 PROPERTY TAX	
GENERAL GOVERNMENT				STATE EQUALIZED TAX RATE → .84	
Governing Body & Public Boards		1988 Property Taxes Collected	20,828,359.04	Local District School Taxes	8,846,683.00
Municipal Clerk	25,345.00	1988 Payments in Lieu of Taxes	8,028.00	Regional & Consolidated School Tax	
Financial Administration	47,622.00	Delinquent Tax & Lien Collections	229,976.71	School Taxes in Municipal Budget	
Assessment of Taxes	137,150.00	Business Personalty Replacement Taxes	174,455.08	County Taxes	7,158,282.59
Collection of Taxes	12,877.00	Taxes from Public Utilities	782,284.00	County Library Taxes	
Planning, Housing & Development	117,252.46	Other Miscellaneous Tax Revenues	299,116.72	Local Municipal Purpose Taxes	5,062,666.03
Human Resources	5,215.00	State Aid Revenues		Veteran & Senior Citizen Taxes	114,150.00
Elections	710,811.00	Federal Aid Revenues	405.03	Total Taxes for Rate Computation	21,181,781.62
General Administration (other)		State and Local Fiscal Assistance Act Utilized		Special District Taxes	
JUDICIARY	103,933.00	Sale of Acquired Property	698,570.51	Bank Corp. Taxes	25,752.91
Municipal Courts		Other Miscellaneous Revenues	23,021,195.09	Added and Omitted Taxes	172,965.00
PUBLIC SAFETY		Total	23,021,195.09	Total Taxes Levied - ABSTRACT	21,266,349.53
Fire Protection	233,372.60	Prior Years Surplus Appropriated	778,250.00	Total Taxes Billed	21,245,021.60
Police Protection	1,501,934.21	REVENUES	23,799,445.09	1988 TAXES COLLECTED	20,828,359.04
Civil Defense & Disaster Control		Reserve For Uncollected Taxes	651,256.54	1988 Taxes Cancelled, Abated or Adjusted	16,724.00
Environmental Inspection & Control	76,550.00	CAPITAL OUTLAY	2,936,286.23	Transfer to Tax Title Liens or Foreclosed	
Other Public Safety		Total	2,936,286.23	Balance Outstanding Dec. 31, 1988	399,938.56
PUBLIC WORKS				PRIOR YEARS TAXES OUTSTANDING	
Streets and Drainage	404,137.00	Public Enterprises	2,657,295.78	Balance January 1, 1988	234,581.62
Sewers and Sewage Processing	97,300.00	Recreation—Culture	3,832.32	Collected in 1988	229,976.71
Garbage and Trash Disposal	1,226,200.00	Public Works	149,575.43	Cancelled, Abated or Adjusted 1988	1,465.31
Public Buildings and Grounds	49,075.00	Buildings and Grounds	122,604.20	Transfers to Tax Title Liens or Foreclosed	
Other Public Works		Library and Education	2,978.00	Balance December 31, 1988	3,139.60
HEALTH and WELFARE		Conservation		TAX TITLE LIENS OUTSTANDING	
Health Services Except Environmental	136,475.00	All Other		Balance January 1, 1988	
Welfare-Public Assistance	12,509.00	CAPITAL DEBT AUTHORIZED, DECEMBER 31, 1988		Transfer From Taxes	
Hospitals, Clinics, First Aid		ISSUED AND UNISSUED		Redeemed in 1988	
Animal, Insect, & Rodent Control		School	654,000	Cancelled, Abated or Adjusted (1988)	
Other Welfare Services		Self-liquidating	26,105,316	Transfers to Foreclosed Property	
RECREATION and CONSERVATION		Other	4,846,975	Balance December 31, 1988	
Beaches and Boardwalks		Total	31,606,291	PROPERTY ACQUIRED BY DEED OR FORECLOSURE	
Parks, Playgrounds, Shade Trees	20,120.00	ISSUED AND OUTSTANDING		Balance January 1, 1988	319,250.00
Land Reclamation & Conservation		School	654,000.00	Transfers From Taxes or Liens	
Other Recreational Services	175,437.00	Self-Liquidating	5,434,500.00	Sale for Cash (1988)	
EDUCATION (excluding schools)		Other	3,886,000.00	Cancelled, Abated or Adjusted (1988)	
Libraries	269,413.00	Total	9,974,500.00	Balance December 31, 1988	319,250.00
Other Educational Services		EQUALIZED VALUATION BASIS		CURRENT FINANCES DECEMBER 31, 1988	
STATUTORY EXPENDITURES		FOR NET DEBT COMPUTATION	894,030,717	ASSETS	
Pensions & F. I. C. A.	443,751.27	REAL PROPERTY VALUATIONS		Cash Dec. 31, 1988	2,833,040.79
Employee Fringe Benefits	117,650.00	Code Class # of Parcels % VAL'N		Taxes Receivable	403,078.16
Other Statutory Expenditures	5,000.00	1 Vacant Land 110 1.02	5,370,700.00	Tax Title Liens	
CETA And Other Public Employment Programs		2 Residential 4790 86.36	456,418,300.00	Foreclosed Property	319,250.00
MUNICIPAL FUNCTIONS		3 Farm		Emergencies & Other Deferred Charges	61,868.00
CAPITAL IMPROVEMENTS	50,000.00	4a Commercial 152 9.20	48,327,600.00	State and Federal Aid Receivable	
DEBT SERVICE		4b Industrial 7 .62	3,236,400.00	Other Receivables	24,390.78
Principal Payments	355,000.00	4c Apartments 15 2.30	12,098,700.00	Total	3,641,627.73
Interest Payments	371,757.30	Total 5074	525,451,700.00	LIABILITIES, RESERVES, AND SURPLUS	
DEFERRED CHARGES	364,368.00	Land Area 2.30 Sq. Miles		Cash Liabilities	1,603,382.63
SCHOOL, COUNTY, SPECIAL DISTRICT TAXES	16,004,955.59	Net Valuation Taxable-Municipal	526,801,400	Reserves for Receivables	746,718.94
RESERVE FOR UNCOLLECTED TAXES	651,256.54	Net Valuation Taxable-County	934,959,100	Surplus Dec. 31, 1988	1,291,526.16
EXPENDITURES		State Equalized Valuation	1,050,993,527	Total	3,641,627.73
TOTAL	23,686,676.97	State Equalization Ratio	50.06		

1437
 Population 1980 1,043
 Population 1988 1,119
 S & P Rating
 Moody Rating

General Tax Rate Per \$100. 3.36
 State Equalized Tax Rate 1.32

VICTORY GARDENS BORO. - MORRIS CO.
Form of Government:
Borough Council
Number of Members on Governing Body - 6

PER CAPITA:
 Gross Debt 197.72
 Net Debt 197.72
 Debt Service
 Total Tax Levy 557.10
 Municipal Expenditures 385.60
 PER CENT:
 Gross Debt .76
 Net Debt .76
 Tax Levy Collected 82.56
 Tax Levy Cancelled, Abated or Adjusted

EXPENDITURES		REVENUES-REALIZED		1988 PROPERTY TAX	
GENERAL GOVERNMENT				STATE EQUALIZED TAX RATE	
Governing Body & Public Boards		1988 Property Taxes Collected	513,005.11	Local District School Taxes 1.09	363,038.71
Municipal Clerk		1988 Payments in Lieu of Taxes		Regional & Consolidated School Tax	
Financial Administration	17,830.00	Delinquent Tax & Lien Collections	16,452.49	School Taxes in Municipal Budget	
Assessment of Taxes	2,190.00	Business Personalty Replacement Taxes	4,352.20	County Taxes .32	103,749.85
Collection of Taxes	4,535.00	Taxes from Public Utilities	22,102.00	County Library Taxes .01	2,562.10
Planning, Housing & Development	7,820.00	Other Miscellaneous Tax Revenues		Local Municipal Purpose Taxes .40	134,872.00
Human Resources	1,030.00	State Aid Revenues	36,654.39	Veteran & Senior Citizen Taxes	5,350.00
Elections	50.00	Federal Aid Revenues		Total Taxes for Rate Computation 1.32	620,072.66
General Administration (other)	97,039.00	State and Local Fiscal Assistance Act Utilized		Special District Taxes	
JUDICIARY		Sale of Acquired Property		Bank Corp. Taxes	3,623.21
Municipal Courts	3,255.00	Other Miscellaneous Revenues	260,100.96	Added and Omitted Taxes	5,545.14
PUBLIC SAFETY		Total	852,667.15	Total Taxes Levied - ABSTRACT	623,396.01
Fire Protection	9,430.00	Prior Years Surplus Appropriated	173,100.00	Total Taxes Billed	621,391.14
Police Protection	2,000.00	REVENUES TOTAL	1,030,767.15	1988 TAXES COLLECTED	513,005.11
Civil Defense & Disaster Control		Reserve For Uncollected Taxes	24,995.00	1988 Taxes Cancelled, Abated or Adjusted	13.00
Environmental Inspection & Control	3,230.00	CAPITAL OUTLAY TOTAL	144,338.00	Transfer to Tax Title Liens or Foreclosed	
Other Public Safety				Balance Outstanding Dec. 31, 1988	102,363.03
PUBLIC WORKS				PRIOR YEARS TAXES OUTSTANDING	
Streets and Drainage	45,054.00	Public Enterprises		Balance January 1, 1988	13,415.54
Sewers and Sewage Processing	41,021.00	Recreation—Culture		Collected in 1988	10,925.02
Garbage and Trash Disposal	94,030.00	Public Works	2,870.00	Cancelled, Abated or Adjusted 1988	
Public Buildings and Grounds	21,143.00	Buildings and Grounds	141,468.00	Transfers to Tax Title Liens or Foreclosed	
Other Public Works		Library and Education		Balance December 31, 1988	7,490.52
HEALTH and WELFARE		Conservation		TAX TITLE LIENS OUTSTANDING	
Health Services Except Environmental	5,224.00	All Other		Balance January 1, 1988	5,527.47
Welfare-Public Assistance	1,560.00	CAPITAL DEBT AUTHORIZED, DECEMBER 31, 1988		Transfer From Taxes	
Hospitals, Clinics, First Aid		ISSUED AND UNISSUED GROSS DEBT NET DEBT		Redeemed in 1988	5,527.47
Animal, Insect, & Rodent Control	2,715.00	School		Cancelled, Abated or Adjusted (1988)	
Other Welfare Services		Self-liquidating		Transfers to Foreclosed Property	
RECREATION and CONSERVATION		Other	221,250	Balance December 31, 1988	
Beaches and Boardwalks		Total	221,250	PROPERTY ACQUIRED BY DEED OR FORECLOSURE	
Parks, Playgrounds, Shade Trees		ISSUED AND OUTSTANDING		Balance January 1, 1988	
Land Reclamation & Conservation		School		Transfers From Taxes or Liens	
Other Recreational Services	1,640.00	Self-Liquidating		Sale for Cash (1988)	
EDUCATION (excluding schools)		Other	174,500.00	Cancelled, Abated or Adjusted (1988)	
Libraries		Total	174,500.00	Balance December 31, 1988	
Other Educational Services		EQUALIZED VALUATION BASIS FOR NET DEBT COMPUTATION	29,029,194	CURRENT FINANCES DECEMBER 31, 1988	
STATUTORY EXPENDITURES		REAL PROPERTY VALUATIONS		ASSETS	
Pensions & F. I. C. A.	13,026.00	Code Class # of Parcels % VAL'N		Cash Dec. 31, 1988	999,035.30
Employee Fringe Benefits	2,430.00	1 Vacant Land 2 .14	25,000.00	Taxes Receivable	115,853.55
Other Statutory Expenditures	1,200.00	2 Residential 202 43.74	8,004,100.00	Tax Title Liens	
CETA And Other Public Employment Programs		3 Farm		Foreclosed Property	
MUNICIPAL FUNCTIONS TOTAL	386,337.00	4a Commercial 6 7.80	1,427,400.00	Emergencies & Other Deferred Charges	136,119.59
CAPITAL IMPROVEMENTS *MEMO*	10,000.00	4b Industrial 92 25.26	4,621,600.00	State and Federal Aid Receivable	9,256.41
DEBT SERVICE		4c Apartments 2 23.06	4,219,200.00	Other Receivables	95,286.15
Principal Payments		Total 304	18,297,300.00	Total	1,355,556.00
Interest Payments		Land Area .20 Sq. Miles		LIABILITIES, RESERVES, AND SURPLUS	
DEFERRED CHARGES	20,100.00	Net Valuation Taxable-Municipal	18,328,750	Cash Liabilities	894,963.91
SCHOOL, COUNTY, SPECIAL DISTRICT TAXES	479,350.66	Net Valuation Taxable-County	46,280,451	Reserves for Receivables	211,144.70
RESERVE FOR UNCOLLECTED TAXES	24,995.00	State Equalized Valuation	33,752,976	Surplus Dec. 31, 1988	249,447.39
EXPENDITURES TOTAL	910,832.66	State Equalization Ratio	54.26	Total	1,355,556.00

0614

Population 1980 53,753
 Population 1988 54,740
 S & P Rating AA
 Moody Rating A

General Tax Rate Per \$100.

2.86

State Equalized Tax Rate

2.40

VINELAND CITY - CUMBERLAND COUNTY

Form of Government:

Mayor-Council Plan A (OMCL 50)

Number of Members on Governing Body - 5

PER CAPITA:

Gross Debt 604.88
 Net Debt 109.80
 Debt Service 46.39
 Total Tax Levy 606.49
 Municipal Expenditures 394.61

PER CENT:

Gross Debt 2.93
 Net Debt .53
 Tax Levy Collected 95.77
 Tax Levy Cancelled, Abated or Adjusted .46

EXPENDITURES		REVENUES-REALIZED		1988 PROPERTY TAX	
GENERAL GOVERNMENT				STATE EQUALIZED TAX RATE → .93	
Governing Body & Public Boards		1988 Property Taxes Collected	31,847,983.15	Local District School Taxes	12,273,414.00
Municipal Clerk		1988 Payments in Lieu of Taxes	154,866.38	Regional & Consolidated School Tax	
Financial Administration	216,100.00	Delinquent Tax & Lien Collections	1,305,731.40	School Taxes in Municipal Budget	219,919.03
Assessment of Taxes	335,550.00	Business Personalty Replacement Taxes	867,622.92	County Taxes	12,168,736.38
Collection of Taxes	147,350.00	Taxes from Public Utilities	2,372,951.00	County Library Taxes	
Planning, Housing & Development	243,100.00	Other Miscellaneous Tax Revenues	11,491.51	Local Municipal Purpose Taxes	6,849,603.76
Human Resources	1,106,335.73	State Aid Revenues	6,772,759.93	Veteran & Senior Citizen Taxes	591,200.00
Elections	83,700.00	Federal Aid Revenues		Total Taxes for Rate Computation	32,102,873.17
General Administration (other)	2,714,835.00	State and Local Fiscal Assistance Act Utilized	410.02	Special District Taxes	1,495,498.48
JUDICIARY		Sale of Acquired Property	94,327.44	Bank Corp. Taxes	53,904.62
Municipal Courts	243,460.95	Other Miscellaneous Revenues	3,323,020.90	Added and Omitted Taxes	138,328.88
PUBLIC SAFETY		Total	46,751,164.65	Total Taxes Levied - ABSTRACT	33,199,405.15
Fire Protection	981,113.50	Prior Years Surplus Appropriated	1,000,000.00	Total Taxes Billed	33,253,632.72
Police Protection	3,430,291.19	REVENUES TOTAL	47,751,164.65	1988 TAXES COLLECTED	31,847,983.15
Civil Defense & Disaster Control	53,500.00	Reserve For Uncollected Taxes	1,742,209.13	1988 Taxes Cancelled, Abated or Adjusted	154,239.80
Environmental Inspection & Control	93,750.00	CAPITAL OUTLAY TOTAL	4,929,635.55	Transfer to Tax Title Liens or Foreclosed	
Other Public Safety		Public Enterprises	3,035,010.01	Balance Outstanding Dec. 31, 1988	1,251,409.77
PUBLIC WORKS		Recreation—Culture	105,137.78	PRIOR YEARS TAXES OUTSTANDING	
Streets and Drainage	1,767,150.00	Public Works	1,173,432.57	Balance January 1, 1988	1,276,717.24
Sewers and Sewage Processing	43,335.59	Buildings and Grounds	566,055.19	Collected in 1988	1,238,687.24
Garbage and Trash Disposal	210,750.00	Library and Education		Cancelled, Abated or Adjusted 1988	8,263.79
Public Buildings and Grounds	432,550.00	Conservation		Transfers to Tax Title Liens or Foreclosed	2,968.09
Other Public Works		All Other		Balance December 31, 1988	26,798.12
HEALTH and WELFARE		CAPITAL DEBT AUTHORIZED, DECEMBER 31, 1988		TAX TITLE LIENS OUTSTANDING	
Health Services Except Environmental	1,388,410.41	ISSUED AND UNISSUED		Balance January 1, 1988	112,710.94
Welfare-Public Assistance	94,700.00	School	10,159,000	Transfer From Taxes	3,201.02
Hospitals, Clinics, First Aid		Self-liquidating	16,941,622	Redeemed in 1988	67,044.16
Animal, Insect, & Rodent Control	34,700.00	Other	6,010,430	Cancelled, Abated or Adjusted (1988)	852.73
Other Welfare Services		Total	33,111,052	Transfers to Foreclosed Property	17,699.13
RECREATION and CONSERVATION		ISSUED AND OUTSTANDING		Balance December 31, 1988	30,315.94
Beaches and Boardwalks		School	7,679,000.00	PROPERTY ACQUIRED BY DEED OR FORECLOSURE	
Parks, Playgrounds, Shade Trees	264,600.00	Self-Liquidating	6,977,000.00	Balance January 1, 1988	799,535.87
Land Reclamation & Conservation	133,348.81	Other		Transfers From Taxes or Liens	17,699.13
Other Recreational Services	231,970.00	Total	14,656,000.00	Sale for Cash (1988)	94,327.44
EDUCATION (excluding schools)		EQUALIZED VALUATION BASIS		Cancelled, Abated or Adjusted (1988)	24,872.56
Libraries	464,950.00	FOR NET DEBT COMPUTATION	1,129,090,721	Balance December 31, 1988	698,035.00
Other Educational Services	10,000.00	REAL PROPERTY VALUATIONS		CURRENT FINANCES DECEMBER 31, 1988	
STATUTORY EXPENDITURES		Code Class # of Parcels % VAL'N	ASSESSED VALUATION	ASSETS	
Pensions & F. I. C. A.	1,367,339.57	1 Vacant Land 2236 3.14	34,046,600.00	Cash Dec. 31, 1988	7,469,869.75
Employee Fringe Benefits	977,600.00	2 Residential 12356 65.65	711,580,000.00	Taxes Receivable	1,278,207.89
Other Statutory Expenditures	9,000.00	3 Farm 1126 2.70	31,487,200.00	Tax Title Liens	30,315.94
CETA And Other Public Employment Programs		4a Commercial 1101 19.92	215,902,400.00	Foreclosed Property	698,035.00
MUNICIPAL FUNCTIONS TOTAL	17,245,040.80	4b Industrial 34 4.13	44,737,900.00	Emergencies & Other Deferred Charges	210,821.51
CAPITAL IMPROVEMENTS *MEMO*	183,500.00	4c Apartments 66 4.26	46,162,300.00	State and Federal Aid Receivable	5,280.10
DEBT SERVICE		Total 16969	1,083,918,400.00	Other Receivables	193,544.96
Principal Payments	1,793,632.11	Land Area 69.50 Sq. Miles		Total	9,886,075.15
Interest Payments	745,598.74	Net Valuation Taxable-Municipal	1,105,587,600	LIABILITIES, RESERVES, AND SURPLUS	
TYPE I SCHL DEBT *MEMO	1,408,925.03	Net Valuation Taxable-County	1,130,139,154	Cash Liabilities	5,527,073.92
DEFERRED CHARGES	74,332.17	State Equalized Valuation	1,312,509,262	Reserves for Receivables	2,200,103.79
SCHOOL, COUNTY, SPECIAL DISTRICT TAXES	26,157,567.39	State Equalization Ratio	83.97	Surplus Dec. 31, 1988	2,158,897.44
RESERVE FOR UNCOLLECTED TAXES	1,742,209.13			Total	9,886,075.15
EXPENDITURES TOTAL	47,758,430.89				

* ABOVE DEBT SERVICE INCLUDES TYPE I SCHOOL DEBT

PER CAPITA:		PER CENT:	
Gross Debt	2,463.74	Gross Debt	5.39
Net Debt	332.90	Net Debt	.84
Debt Service	24.81	Tax Levy Collected	94.53
Total Tax Levy	1,436.11	Tax Levy Cancelled, Abated	
Municipal Expenditures	386.97	or Adjusted	1.04

1987/3000

0264

Population 1980 10,802
 Population 1988 10,218
 S & P Rating A
 Moody Rating BAA1

General Tax Rate Per \$100.

1.76

State Equalized Tax Rate

1.64

WALDWICK BOROUGH - BERGEN COUNTY

Form of Government:

Borough Council

Number of Members on Governing Body - 6

PER CAPITA:

Gross Debt

.54

Net Debt

81.04

Debt Service

1,137.10

Total Tax Levy

Municipal Expenditures

629.97

PER CENT:

Gross Debt

Net Debt

Tax Levy Collected

98.37

Tax Levy Cancelled, Abated

or Adjusted

.11

EXPENDITURES		REVENUES-REALIZED		1988 PROPERTY TAX	
GENERAL GOVERNMENT		1988 Property Taxes Collected		STATE EQUALIZED TAX RATE	
Governing Body & Public Boards			11,475,774.00	Local District School Taxes	1.06
Municipal Clerk		1988 Payments in Lieu of Taxes		Regional & Consolidated School Tax	
Financial Administration	42,251.00	Delinquent Tax & Lien Collections	129,561.00	School Taxes in Municipal Budget	
Assessment of Taxes	35,525.00	Business Personalty Replacement Taxes	88,000.00	County Taxes	.23
Collection of Taxes	44,336.00	Taxes from Public Utilities	2,395,254.00	County Library Taxes	
Planning, Housing & Development	26,727.00	Other Miscellaneous Tax Revenues		Local Municipal Purpose Taxes	.34
Human Resources	10,063.00	State Aid Revenues	149,976.00	Veteran & Senior Citizen Taxes	
Elections	2,200.00	Federal Aid Revenues		Total Taxes for Rate Computation	1.63
General Administration (other)	532,907.00	State and Local Fiscal Assistance Act Utilized	1,084.00	Special District Taxes	
JUDICIARY		Sale of Acquired Property		Bank Corp. Taxes	15,761.00
Municipal Courts	30,995.00	Other Miscellaneous Revenues	546,968.00	Added and Omitted Taxes	23,436.00
PUBLIC SAFETY		Total	14,786,617.00	Total Taxes Levied - ABSTRACT	11,618,938.30
Fire Protection	47,114.00	Prior Years Surplus Appropriated	700,000.00	Total Taxes Billed	11,665,897.00
Police Protection	1,060,904.00	REVENUES	15,486,617.00	1988 TAXES COLLECTED	11,475,774.00
Civil Defense & Disaster Control	100.00	Reserve For Uncollected Taxes	286,880.00	1988 Taxes Cancelled, Abated or Adjusted	13,105.00
Environmental Inspection & Control	47,340.00	CAPITAL OUTLAY	990,298.00	Transfer to Tax Title Liens or Foreclosed	385.00
Other Public Safety		TOTAL		Balance Outstanding Dec. 31, 1988	176,633.00
PUBLIC WORKS				PRIOR YEARS TAXES OUTSTANDING	
Streets and Drainage	329,725.00	Public Enterprises	8,815.00	Balance January 1, 1988	139,827.00
Sewers and Sewage Processing	1,341,474.00	Recreation—Culture	17,694.00	Collected in 1988	129,561.00
Garbage and Trash Disposal	908,925.00	Public Works	709,693.80	Cancelled, Abated or Adjusted 1988	10,252.00
Public Buildings and Grounds	83,120.00	Buildings and Grounds	237,660.20	Transfers to Tax Title Liens or Foreclosed	
Other Public Works	17,000.00	Library and Education	16,435.00	Balance December 31, 1988	14.00
HEALTH and WELFARE		Conservation		TAX TITLE LIENS OUTSTANDING	
Health Services Except Environmental	64,906.00	All Other		Balance January 1, 1988	14,877.00
Welfare-Public Assistance	1,915.00	CAPITAL DEBT AUTHORIZED, DECEMBER 31, 1988		Transfer From Taxes	385.00
Hospitals, Clinics, First Aid		ISSUED AND UNISSUED		Redeemed in 1988	
Animal, Insect, & Rodent Control		School	5,510	Cancelled, Abated or Adjusted (1988)	
Other Welfare Services		Self-liquidating		Transfers to Foreclosed Property	
RECREATION and CONSERVATION		Other		Balance December 31, 1988	15,262.00
Beaches and Boardwalks		Total	5,510	PROPERTY ACQUIRED BY DEED OR	
Parks, Playgrounds, Shade Trees	50,150.00	ISSUED AND OUTSTANDING		FORECLOSURE	
Land Reclamation & Conservation		School	5,038.96	Balance January 1, 1988	13,610.00
Other Recreational Services	4,125.99	Self-liquidating		Transfers From Taxes or Liens	
EDUCATION (excluding schools)		Other		Sale for Cash (1988)	
Libraries	196,650.00	Total	5,038.96	Cancelled, Abated or Adjusted (1988)	
Other Educational Services		EQUALIZED VALUATION BASIS		Balance December 31, 1988	13,610.00
STATUTORY EXPENDITURES		FOR NET DEBT COMPUTATION	613,737,307	CURRENT FINANCES DECEMBER 31, 1988	
Pensions & F. I. C. A.	284,505.00	REAL PROPERTY VALUATIONS		ASSETS	
Employee Fringe Benefits	109,400.00	Code Class # of Parcels % VAL'N		Cash Dec. 31, 1988	1,084,103.00
Other Statutory Expenditures		1 Vacant Land 137 .88	5,793,900.00	Taxes Receivable	176,647.00
CETA And Other Public Employment Programs		2 Residential 3227 37.51	577,413,500.00	Tax Title Liens	15,262.00
MUNICIPAL FUNCTIONS	5,272,357.99	3 Farm 4 .04	265,300.00	Foreclosed Property	13,610.00
CAPITAL IMPROVEMENTS	52,500.00	4a Commercial 113 7.78	51,329,700.00	Emergencies & Other Deferred Charges	267,320.00
DEBT SERVICE		4b Industrial 23 3.79	24,989,200.00	State and Federal Aid Receivable	17,340.00
Principal Payments	540,000.00	4c Apartments		Other Receivables	14,983.00
Interest Payments	288,116.00	Total	3504	Total	1,589,265.00
DEFERRED CHARGES	49,660.00	Land Area	2.40 Sq. Miles	LIABILITIES, RESERVES, AND SURPLUS	
SCHOOL, COUNTY, SPECIAL DISTRICT TAXES	9,136,124.25	Net Valuation Taxable-Municipal	660,935,290	Cash Liabilities	617,581.00
RESERVE FOR UNCOLLECTED TAXES	286,880.00	Net Valuation Taxable-County	639,261,935	Reserves for Receivables	220,502.00
EXPENDITURES		State Equalized Valuation	710,216,549	Surplus Dec. 31, 1988	751,182.00
TOTAL	15,573,138.24	State Equalization Ratio	93.05	Total	1,589,265.00

1352

Population 1980 18,952

Population 1988 20,034

S & P Rating

Moody Rating

A

General Tax Rate Per \$100.

2.69

State Equalized Tax Rate

1.39

WALL TOWNSHIP – MONMOUTH COUNTY

Form of Government:

Township Committee

Number of Members on Governing Body – 5

PER CAPITA

Gross Debt

1,343.24

Net Debt

1,070.43

Debt Service

13.71

Total Tax Levy

1,176.51

Municipal Expenditures

470.72

PER CENT

Gross Debt

2.19

Net Debt

1.74

Tax Levy Collected

90.16

Tax Levy Cancelled, Abated

or Adjusted

EXPENDITURES		REVENUES-REALIZED		1988 PROPERTY TAX	
GENERAL GOVERNMENT		1988 Property Taxes Collected		STATE EQUALIZED TAX RATE	
Governing Body & Public Boards			22,631,377.65	Local District School Taxes	.32
Municipal Clerk		1988 Payments in Lieu of Taxes		Regional & Consolidated School Tax	
Financial Administration	52,953.00	Delinquent Tax & Lien Collections	993,564.27	School Taxes in Municipal Budget	
Assessment of Taxes	103,775.00	Business Personalty Replacement Taxes	199,122.23	County Taxes	.34 *
Collection of Taxes	92,759.00	Taxes from Public Utilities	2,899,703.00	County Library Taxes	.01
Planning, Housing & Development	343,750.00	Other Miscellaneous Tax Revenues		Local Municipal Purpose Taxes	.22
Human Resources	149,425.79	State Aid Revenues	255,237.25	Veteran & Senior Citizen Taxes	
Elections	2,500.00	Federal Aid Revenues		Total Taxes for Rate Computation	1.39
General Administration (other)	673,621.00	State and Local Fiscal Assistance Act Utilized	1,974.00	Special District Taxes	
JUDICIARY		Sale of Acquired Property		Bank Corp. Taxes	
Municipal Courts	163,145.00	Other Miscellaneous Revenues		Added and Omitted Taxes	
PUBLIC SAFETY		Total	28,459,427.47	Total Taxes Levied - ABSTRACT	
Fire Protection	21,330.00	Prior Years Surplus Appropriated	1,389,000.00	Total Taxes Billed	
Police Protection	2,855,508.41	REVENUES	29,348,427.47	1988 TAXES COLLECTED	
Civil Defense & Disaster Control		Reserve For Uncollected Taxes	1,149,782.76	1988 Taxes Cancelled, Abated or Adjusted	
Environmental Inspection & Control	187,200.00	CAPITAL OUTLAY	2,191,324.93	Transfer to Tax Title Liens or Foreclosed	
Other Public Safety		TOTAL		Balance Outstanding Dec. 31, 1988	906,340.67
PUBLIC WORKS				PRIOR YEARS TAXES OUTSTANDING	
Streets and Drainage	801,534.40	Public Enterprises	538,120.32	Balance January 1, 1988	1,221,346.01
Sewers and Sewage Processing	353,627.97	Recreation—Culture	32,309.99	Collected in 1988	998,564.27
Garbage and Trash Disposal	625,700.00	Public Works	1,068,631.93	Cancelled, Abated or Adjusted 1988	
Public Buildings and Grounds	174,319.00	Buildings and Grounds	487,528.53	Transfers to Tax Title Liens or Foreclosed	
Other Public Works		Library and Education		Balance December 31, 1988	223,231.74
HEALTH and WELFARE		Conservation	15,174.11	TAX TITLE LIENS OUTSTANDING	
Health Services Except Environmental	30,962.00	All Other		Balance January 1, 1988	13,778.44
Welfare-Public Assistance	1,600.00	CAPITAL DEBT AUTHORIZED, DECEMBER 31, 1988		Transfer From Taxes	
Hospitals, Clinics, First Aid		ISSUED AND UNISSUED		Redeemed in 1988	
Animal, Insect, & Rodent Control	5,000.00	SCHOOL	5,000,000	Cancelled, Abated or Adjusted (1988)	
Other Welfare Services		Self-liquidating	9,957,456	Transfers to Foreclosed Property	
RECREATION and CONSERVATION		Other	12,120,695	Balance December 31, 1988	13,773.44
Beaches and Boardwalks		Total	27,078,152	PROPERTY ACQUIRED BY DEED OR	
Parks, Playgrounds, Shade Trees	74,902.00			FORECLOSURE	
Land Reclamation & Conservation	36,000.00	ISSUED AND OUTSTANDING		Balance January 1, 1988	301,000.00
Other Recreational Services	1,000.00	SCHOOL		Transfers From Taxes or Liens	
EDUCATION (excluding schools)		Self-Liquidating	6,514,000.00	Sale for Cash (1988)	
Libraries	85,000.00	Other	5,307,000.00	Cancelled, Abated or Adjusted (1988)	
Other Educational Services	2,000.00	Total	11,821,000.00	Balance December 31, 1988	301,000.00
STATUTORY EXPENDITURES		EQUALIZED VALUATION BASIS		CURRENT FINANCES DECEMBER 31, 1988	
Pensions & F. I. C. A.	663,334.00	FOR NET DEBT COMPUTATION	1,233,755,252	ASSETS	
Employee Fringe Benefits	330,352.00	REAL PROPERTY VALUATIONS		Cash Dec. 31, 1988	4,363,196.71
Other Statutory Expenditures		Code Class # of Parcels % VAL'N	ASSESSED VALUATION	Taxes Receivable	1,129,622.41
CETA And Other Public Employment Programs	7,841,358.57	1 Vacant Land 974 6.16	50,429,000.00	Tax Title Liens	13,778.44
MUNICIPAL FUNCTIONS		2 Residential 6315 63.66	521,030,500.00	Foreclosed Property	301,000.00
CAPITAL IMPROVEMENTS	*MEMO*	3 Farm 162 1.30	10,691,700.00	Emergencies & Other Deferred Charges	495,000.00
DEBT SERVICE		4a Commercial 403 18.63	152,431,400.00	State and Federal Aid Receivable	
Principal Payments	164,000.00	4b Industrial 65 8.93	73,095,600.00	Other Receivables	197,683.56
Interest Payments	111,239.95	4c Apartments 5 1.31	10,762,800.00	Total	6,500,231.12
DEFERRED CHARGES	187,592.85	Total 7924	813,421,000.00	LIABILITIES, RESERVES, AND SURPLUS	
SCHOOL, COUNTY, SPECIAL DISTRICT TAXES	19,305,337.77	Land Area 31.01 Sq. Miles		Cash Liabilities	2,850,081.11
RESERVE FOR UNCOLLECTED TAXES	1,149,782.76	Net Valuation Taxable-Municipal	823,743,099	Reserves for Receivables	1,625,067.03
EXPENDITURES		Net Valuation Taxable-County	1,281,723,620	Surplus Dec. 31, 1988	2,025,132.98
TOTAL	28,759,361.90	State Equalized Valuation	1,593,013,496	Total	6,500,281.12
		State Equalization Ratio	51.55		

J265
 Population 1980 10,741
 Population 1988 10,175
 S & P Rating
 Moody Rating A

General Tax Rate Per \$100. 5.02
 State Equalized Tax Rate 1.39

WALLINGTON BOROUGH - BERGEN CO.

Form of Government:

Borough Council

Number of Members on Governing Body - 6

PER CAPITA:		PER CENT:
Gross Debt	375.33	Gross Debt .87
Net Debt	233.88	Net Debt .54
Debt Service	37.75	Tax Levy Collected 97.35
Total Tax Levy	753.75	Tax Levy Cancelled, Abated or Adjusted .19
Municipal Expenditures	392.57	

EXPENDITURES		REVENUES-REALIZED		1988 PROPERTY TAX	
GENERAL GOVERNMENT				STATE EQUALIZED TAX RATE	
Governing Body & Public Boards		1988 Property Taxes Collected	7,467,765.61	Local District School Taxes .69	3,769,306.00
Municipal Clerk		1988 Payments in Lieu of Taxes		Regional & Consolidated School Tax	
Financial Administration	20,500.00	Delinquent Tax & Lien Collections	102,990.82	School Taxes in Municipal Budget	
Assessment of Taxes	5,962.00	Business Personalty Replacement Taxes	120,404.60	County Taxes .20	1,091,837.10
Collection of Taxes	61,700.00	Taxes from Public Utilities	390,144.00	County Library Taxes	
Planning, Housing & Development	15,500.00	Other Miscellaneous Tax Revenues		Local Municipal Purpose Taxes .51	2,777,941.37
Human Resources	62,000.00	State Aid Revenues	115,079.37	Veteran & Senior Citizen Taxes	154,500.00
Elections	2,317.27	Federal Aid Revenues		Total Taxes for Rate Computation 1.40	7,793,584.47
General Administration (other)	429,476.85	State and Local Fiscal Assistance Act Utilized	2,470.22	Special District Taxes	
JUDICIARY		Sale of Acquired Property		Bank Corp. Taxes	13,466.15
Municipal Courts	36,978.39	Other Miscellaneous Revenues	475,229.29	Added and Omitted Taxes	16,894.06
PUBLIC SAFETY		Total	3,674,083.91	Total Taxes Levied - ABSTRACT	7,669,444.68
Fire Protection	75,300.36	Prior Years Surplus Appropriated	75,200.00	Total Taxes Billed	7,670,783.04
Police Protection	781,679.92	REVENUES TOTAL	3,749,283.91	1988 TAXES COLLECTED	7,467,765.61
Civil Defense & Disaster Control	200.00	Reserve For Uncollected Taxes	179,628.23	1988 Taxes Cancelled, Abated or Adjusted	14,286.09
Environmental Inspection & Control	14,900.00	CAPITAL OUTLAY TOTAL	334,307.58	Transfer to Tax Title Liens or Foreclosed	48,704.04
Other Public Safety				Balance Outstanding Dec. 31, 1988	140,027.30
PUBLIC WORKS				PRIOR YEARS TAXES OUTSTANDING	
Streets and Drainage	187,733.21	Public Enterprises	103,662.53	Balance January 1, 1988	102,990.82
Sewers and Sewage Processing	322,862.52	Recreation—Culture	5,384.36	Collected in 1988	102,990.82
Garbage and Trash Disposal	595,365.00	Public Works	128,373.65	Cancelled, Abated or Adjusted 1988	
Public Buildings and Grounds	83,596.08	Buildings and Grounds	89,361.43	Transfers to Tax Title Liens or Foreclosed	
Other Public Works		Library and Education	7,525.66	Balance December 31, 1988	
HEALTH and WELFARE		Conservation		TAX TITLE LIENS OUTSTANDING	
Health Services Except Environmental	44,905.75	All Other		Balance January 1, 1988	178,358.29
Welfare-Public Assistance	3,578.75	CAPITAL DEBT AUTHORIZED, DECEMBER 31, 1988		Transfer From Taxes	48,704.04
Hospitals, Clinics, First Aid	500.00	ISSUED AND UNISSUED		Redeemed in 1988	
Animal, Insect, & Rodent Control		School	677,000	Cancelled, Abated or Adjusted (1988)	
Other Welfare Services		Self-Liquidating	733,227	Transfers to Foreclosed Property	
RECREATION and CONSERVATION		Other	2,408,722	Balance December 31, 1988	227,062.33
Beaches and Boardwalks		Total	3,818,950	PROPERTY ACQUIRED BY DEED OR FORECLOSURE	
Parks, Playgrounds, Shade Trees	500.00	ISSUED AND OUTSTANDING		Balance January 1, 1988	13,950.00
Land Reclamation & Conservation	86,500.00	School	677,000.00	Transfers From Taxes or Liens	
Other Recreational Services	20,950.00	Self-Liquidating	463,000.00	Sale for Cash (1988)	
EDUCATION (excluding schools)		Other	2,085,000.00	Cancelled, Abated or Adjusted (1988)	
Libraries	140,813.58	Total	3,225,000.00	Balance December 31, 1988	13,950.00
Other Educational Services		EQUALIZED VALUATION BASIS		CURRENT FINANCES DECEMBER 31, 1988	
STATUTORY EXPENDITURES		FOR NET DEBT COMPUTATION	437,805,102	ASSETS	
Pensions & F. I. C. A.	139,830.15	REAL PROPERTY VALUATIONS		Cash Dec. 31, 1988	511,588.82
Employee Fringe Benefits	123,600.00	Code Class # of Parcels % VAL'N		Taxes Receivable	140,027.30
Other Statutory Expenditures	14,000.00	1 Vacant Land 71 1.06	1,605,200.00	Tax Title Liens	227,062.33
CETA And Other Public Employment Programs		2 Residential 2033 68.25	103,674,400.00	Foreclosed Property	13,950.00
MUNICIPAL FUNCTIONS TOTAL	3,326,319.83	3 Farm		Emergencies & Other Deferred Charges	146,145.51
CAPITAL IMPROVEMENTS *MEMO*	15,000.00	4a Commercial 163 10.13	15,386,200.00	State and Federal Aid Receivable	402.41
DEBT SERVICE		4b Industrial 37 10.24	15,559,700.00	Other Receivables	39,557.22
Principal Payments	200,000.00	4c Apartments 26 10.31	15,667,500.00	Total	1,078,733.59
Interest Payments	184,139.35	Total 2380	151,893,000.00	LIABILITIES, RESERVES, AND SURPLUS	
DEFERRED CHARGES	104,277.24	Land Area 1.00 Sq. Miles		Cash Liabilities	391,355.20
SCHOOL, COUNTY, SPECIAL DISTRICT TAXES	4,861,143.10	Net Valuation Taxable-Municipal	152,467,908	Reserves for Receivables	420,596.85
RESERVE FOR UNCOLLECTED TAXES	179,628.23	Net Valuation Taxable-County	431,550,689	Surplus Dec. 31, 1988	266,781.54
EXPENDITURES TOTAL	8,855,527.75	State Equalized Valuation	548,529,453	Total	1,078,733.59
		State Equalization Ratio	27.72		

1923

Population 1980 150
 Population 1988 99
 S & P Rating
 Moody Rating

General Tax Rate Per \$100.

.52

State Equalized Tax Rate

.57

WALPACK TOWNSHIP - SUSSEX COUNTY**Form of Government:****Township Committee****Number of Members on Governing Body - 3**

PER CAPITA

Gross Debt 7,573.54

Net Debt 7,277.26

Debt Service

Total Tax Levy 172.13

Municipal Expenditures 1,905.16

PER CENT

Gross Debt 307.75

Net Debt 252.72

Tax Levy Collected 91.62

Tax Levy Cancelled, Abated

or Adjusted .76

EXPENDITURES		REVENUES-REALIZED		1988 PROPERTY TAX	
GENERAL GOVERNMENT				STATE EQUALIZED TAX RATE →	
Governing Body & Public Boards		1988 Property Taxes Collected	13,060.29	Local District School Taxes	
Municipal Clerk		1988 Payments in Lieu of Taxes	3,450.63	Regional & Consolidated School Tax	
Financial Administration	3,600.00	Delinquent Tax & Lien Collections	2,294.25	School Taxes in Municipal Budget	
Assessment of Taxes	3,750.00	Business Personalty Replacement Taxes		County Taxes	.53 * 13,287.07
Collection of Taxes	3,850.00	Taxes from Public Utilities	58,193.00	County Library Taxes	.04 902.32
Planning, Housing & Development		Other Miscellaneous Tax Revenues		Local Municipal Purpose Taxes	
Human Resources		State Aid Revenues	2,629.15	Veteran & Senior Citizen Taxes	450.00
Elections		Federal Aid Revenues		Total Taxes for Rate Computation	.57 14,539.89
General Administration (other)	34,300.00	State and Local Fiscal Assistance Act Utilized		Special District Taxes	
JUDICIARY		Sale of Acquired Property		Bank Corp. Taxes	2,350.72
Municipal Courts		Other Miscellaneous Revenues	76,238.53	Added and Omitted Taxes	
PUBLIC SAFETY		Total	160,865.95	Total Taxes Levied - ABSTRACT	17,040.61
Fire Protection		Prior Years Surplus Appropriated	126,514.23	Total Taxes Billed	14,254.50
Police Protection	1,000.00	REVENUES TOTAL	237,380.23	1988 TAXES COLLECTED	13,060.29
Civil Defense & Disaster Control		Reserve For Uncollected Taxes	6,617.15	1988 Taxes Cancelled, Abated or Adjusted	103.71
Environmental Inspection & Control	1,000.00			Transfer to Tax Title Liens or Foreclosed	41.50
Other Public Safety				Balance Outstanding Dec. 31, 1988	1,043.90
PUBLIC WORKS		CAPITAL OUTLAY TOTAL		PRIOR YEARS TAXES OUTSTANDING	
Streets and Drainage	46,200.00	Public Enterprises		Balance January 1, 1988	2,348.90
Sewers and Sewage Processing		Recreation—Culture		Collected in 1988	2,294.25
Garbage and Trash Disposal		Public Works		Cancelled, Abated or Adjusted 1988	
Public Buildings and Grounds	10,200.00	Buildings and Grounds		Transfers to Tax Title Liens or Foreclosed	
Other Public Works		Library and Education		Balance December 31, 1988	54.65
HEALTH and WELFARE		Conservation		TAX TITLE LIENS OUTSTANDING	
Health Services Except Environmental		All Other		Balance January 1, 1988	1,014.64
Welfare-Public Assistance	3,500.00			Transfer From Taxes	41.60
Hospitals, Clinics, First Aid		CAPITAL DEBT AUTHORIZED, DECEMBER 31, 1988		Redeemed in 1988	
Animal, Insect, & Rodent Control	400.00	ISSUED AND UNISSUED		Cancelled, Abated or Adjusted (1988)	
Other Welfare Services		School	395,000	Transfers to Foreclosed Property	
RECREATION and CONSERVATION		Self-liquidating	31,150	Balance December 31, 1988	1,056.24
Beaches and Boardwalks		Other	4,773,630	PROPERTY ACQUIRED BY DEED OR	
Parks, Playgrounds, Shade Trees		Total	5,699,730	FORECLOSURE	
Land Reclamation & Conservation	193.72			Balance January 1, 1988	
Other Recreational Services		ISSUED AND OUTSTANDING		Transfers From Taxes or Liens	
EDUCATION (excluding schools)		School	895,000.00	Sale for Cash (1988)	
Libraries		Self-liquidating		Cancelled Abated or Adjusted (1988)	
Other Educational Services	50,000.00	Other	5,116,250.00	Balance December 31, 1988	
STATUTORY EXPENDITURES		Total	6,011,250.00	CURRENT FINANCES DECEMBER 31, 1988	
Pensions & F. I. C. A.	10,000.00	EQUALIZED VALUATION BASIS		ASSETS	
Employee Fringe Benefits	9,000.00	FOR NET DEBT COMPUTATION	1,352,056	Cash Dec. 31, 1988	1,095,539.22
Other Statutory Expenditures		REAL PROPERTY VALUATIONS		Taxes Receivable	1,096.55
CETA And Other Public Employment Programs		Code Class # of Parcels % VAL'N		Tax Title Liens	1,056.24
MUNICIPAL FUNCTIONS TOTAL	181,993.72	1 Vacant Land 15 10.34	281,300.00	Foreclosed Property	
CAPITAL IMPROVEMENTS *MEMO*	5,000.00	2 Residential 13 36.32	956,950.00	Emergencies & Other Deferred Charges	
DEBT SERVICE		3 Farm 10 15.77	410,050.00	State and Federal Aid Receivable	
Principal Payments		4a Commercial 2 36.56	950,100.00	Other Receivables	3,320.75
Interest Payments		4b Industrial		Total	1,101,514.75
DEFERRED CHARGES		4c Apartments		LIABILITIES, RESERVES, AND SURPLUS	
SCHOOL, COUNTY, SPECIAL DISTRICT TAXES	14,139.39	Total 40	2,598,900.00	Cash Liabilities	85,531.17
RESERVE FOR UNCOLLECTED TAXES	6,617.15	Land Area 24.10 Sq. Miles		Reserves for Receivables	5,775.54
EXPENDITURES TOTAL	202,300.76	Net Valuation Taxable-Municipal	2,741,250	Surplus Dec. 31, 1988	1,009,208.05
		Net Valuation Taxable-County	3,121,345	Total	1,101,514.76
		State Equalized Valuation	2,504,557		
		State Equalization Ratio	110.02		

1613	
Population 1980	10,025
Population 1988	10,602
S & P Rating	
Moody Rating	BAA1
General Tax Rate Per \$100.	12.11
State Equalized Tax Rate	2.20

WANAQUE BOROUGH - PASSAIC COUNTY
Form of Government:
Borough Council
Number of Members on Governing Body - 6

PER CAPITA:		PER CENT:	
Gross Debt	616.10	Gross Debt	1.59
Net Debt	283.45	Net Debt	.73
Debt Service	35.10	Tax Levy Collected	96.19
Total Tax Levy	1,029.67	Tax Levy Cancelled, Abated or Adjusted	.03
Municipal Expenditures	452.22		

EXPENDITURES		REVENUES-REALIZED		1988 PROPERTY TAX	
GENERAL GOVERNMENT				STATE EQUALIZED TAX RATE	
Governing Body & Public Boards		1988 Property Taxes Collected	10,437,560.22	Local District School Taxes	.62 3,033,784.00
Municipal Clerk		1988 Payments in Lieu of Taxes		Regional & Consolidated School Tax	.46 2,264,047.40
Financial Administration	102,565.00	Delinquent Tax & Lien Collections	158,637.52	School Taxes in Municipal Budget	
Assessment of Taxes	13,750.00	Business Personality Replacement Taxes	114,261.16	County Taxes	.44 2,152,343.85
Collection of Taxes	43,925.00	Taxes from Public Utilities	469,309.00	County Library Taxes	
Planning, Housing & Development	25,136.00	Other Miscellaneous Tax Revenues		Local Municipal Purpose Taxes	.69 3,370,008.11
Human Resources	53,800.00	State Aid Revenues	155,279.59	Veteran & Senior Citizen Taxes	
Elections	3,119.50	Federal Aid Revenues		Total Taxes for Rate Computation	2.21 10,926,183.36
General Administration (other)	662,233.50	State and Local Fiscal Assistance Act Utilized		Special District Taxes	
JUDICIARY		Sale of Acquired Property	500.00	Bank Corp. Taxes	16,655.74
Municipal Courts	31,171.00	Other Miscellaneous Revenues	427,201.45	Added and Omitted Taxes	79,758.47
PUBLIC SAFETY		Total	11,812,748.94	Total Taxes Levied - ABSTRACT	10,916,597.57
Fire Protection	52,646.79	Prior Years Surplus Appropriated	234,500.00	Total Taxes Billed	10,903,119.41
Police Protection	687,932.00	REVENUES TOTAL	12,047,248.94	1988 TAXES COLLECTED	10,487,560.22
Civil Defense & Disaster Control	325.00	Reserve For Uncollected Taxes	298,520.04	1988 Taxes Cancelled, Abated or Adjusted	3,434.02
Environmental Inspection & Control	67,100.00	CAPITAL OUTLAY TOTAL	346,643.12	Transfer to Tax Title Liens or Foreclosed	10,160.29
Other Public Safety				Balance Outstanding Dec. 31, 1988	401,964.08
PUBLIC WORKS				PRIOR YEARS TAXES OUTSTANDING	
Streets and Drainage	392,930.00	Public Enterprises		Balance January 1, 1988	194,314.20
Sewers and Sewage Processing		Recreation—Culture	37,795.09	Collected in 1988	158,637.52
Garbage and Trash Disposal	1,121,030.00	Public Works	258,848.03	Cancelled, Abated or Adjusted 1988	
Public Buildings and Grounds	66,375.00	Buildings and Grounds		Transfers to Tax Title Liens or Foreclosed	
Other Public Works	23,100.00	Library and Education		Balance December 31, 1988	35,676.68
HEALTH and WELFARE		Conservation		TAX TITLE LIENS OUTSTANDING	
Health Services Except Environmental	86,469.00	All Other		Balance January 1, 1988	74,422.08
Welfare-Public Assistance	4,508.00	CAPITAL DEBT AUTHORIZED, DECEMBER 31, 1988		Transfer From Taxes	10,160.29
Hospitals, Clinics, First Aid		ISSUED AND UNISSUED		Redeemed in 1988	
Animal, Insect, & Rodent Control		School	3,150,440	Cancelled, Abated or Adjusted (1988)	
Other Welfare Services		Self-liquidating	450,000	Transfers to Foreclosed Property	
RECREATION and CONSERVATION		Other	2,931,417	Balance December 31, 1988	84,582.37
Beaches and Boardwalks		Total	6,531,857	PROPERTY ACQUIRED BY DEED OR FORECLOSURE	
Parks, Playgrounds, Shade Trees	16,543.00	ISSUED AND OUTSTANDING		Balance January 1, 1988	407,810.00
Land Reclamation & Conservation	7,000.00	School	3,150,440.74	Transfers From Taxes or Liens	
Other Recreational Services	31,075.00	Self-Liquidating	450,000.00	Sale for Cash (1988)	
EDUCATION (excluding schools)		Other	2,451,000.00	Cancelled, Abated or Adjusted (1988)	
Libraries	140,930.29	Total	6,051,440.74	Balance December 31, 1988	407,810.00
Other Educational Services		EQUALIZED VALUATION BASIS		CURRENT FINANCES DECEMBER 31, 1988	
STATUTORY EXPENDITURES		FOR NET DEBT COMPUTATION	412,024,006	ASSETS	
Pensions & F. I. C. A.	220,000.00	REAL PROPERTY VALUATIONS		Cash Dec. 31, 1988	1,938,264.40
Employee Fringe Benefits	133,000.00	Code Class # of Parcels % VAL'N		Taxes Receivable	437,640.76
Other Statutory Expenditures	7,000.00	1 Vacant Land 324 5.78	5,144,400.00	Tax Title Liens	84,582.37
CETA And Other Public Employment Programs		2 Residential 2798 79.57	70,817,000.00	Foreclosed Property	407,810.00
MUNICIPAL FUNCTIONS TOTAL	4,006,734.03	3 Farm 2 .07	61,900.00	Emergencies & Other Deferred Charges	63,348.99
CAPITAL IMPROVEMENTS *MEMO*	15,000.00	4a Commercial 104 8.98	7,991,400.00	State and Federal Aid Receivable	17,613.76
DEBT SERVICE		4b Industrial 20 5.18	4,608,900.00	Other Receivables	109,164.94
Principal Payments	175,000.00	4c Apartments 5 .43	330,500.00	Total	3,058,425.22
Interest Payments	197,120.50	Total 3253	89,004,100.00	LIABILITIES, RESERVES, AND SURPLUS	
DEFERRED CHARGES	117,049.23	Land Area 8.30 Sq. Miles		Cash Liabilities	1,732,152.64
SCHOOL, COUNTY, SPECIAL DISTRICT TAXES	7,450,175.25	Net Valuation Taxable-Municipal	89,375,400	Reserves for Receivables	964,285.81
RESERVE FOR UNCOLLECTED TAXES	298,520.04	Net Valuation Taxable-County	429,794,361	Surplus Dec. 31, 1988	361,986.77
EXPENDITURES TOTAL	12,244,559.10	State Equalized Valuation	489,673,664	Total	3,058,425.22
		State Equalization Ratio	18.19		

PER CAPITA:		PER CENT:	
Gross Debt	946.23	Gross Debt	2.29
Net Debt	146.43	Net Debt	.35
Debt Service	43.31	Tax Levy Collected	94.12
Total Tax Levy	1,008.83	Tax Levy Cancelled, Abated or Adjusted	.31
Municipal Expenditures	341.50		

*Includes County Health Service Taxes or County Vocational School Taxes. See Table 13.

WARREN TOWNSHIP - SOMERSET COUNTY

Form of Government:

Township Committee

Number of Members on Governing Body - 5

PER CAPITA:

Gross Debt	1,188.03
Net Debt	560.26
Debt Service	24.97
Total Tax Levy	1,715.67
Municipal Expenditures	520.02

PER CENT:

Gross Debt	1.09
Net Debt	.52
Tax Levy Collected	97.60
Tax Levy Cancelled, Abated or Adjusted	.07

EXPENDITURES		REVENUES-REALIZED		1988 PROPERTY TAX	
GENERAL GOVERNMENT		STATE EQUALIZED TAX RATE		Local District School Taxes	
Governing Body & Public Boards		1988 Property Taxes Collected	17,631,229.09	.38	5,634,471.00
Municipal Clerk		1988 Payments in Lieu of Taxes		.23	3,422,183.87
Financial Administration	76,430.00	Delinquent Tax & Lien Collections	407,104.30		
Assessment of Taxes	62,350.00	Business Personalty Replacement Taxes	130,156.20	.39	5,896,684.94
Collection of Taxes	54,635.00	Taxes from Public Utilities	961,569.00	.02	348,530.59
Planning, Housing & Development	263,110.00	Other Miscellaneous Tax Revenues		.16	2,435,390.83
Human Resources	40,472.73	State Aid Revenues	250,747.50		57,200.00
Elections	2,300.00	Federal Aid Revenues		1.18	17,794,461.23
General Administration (other)	365,600.00	State and Local Fiscal Assistance Act Utilized			
JUDICIARY		Sale of Acquired Property			
Municipal Courts	32,450.00	Other Miscellaneous Revenues			
PUBLIC SAFETY		Total	816,820.63		
Fire Protection	336,423.64	Prior Years Surplus Appropriated	900,000.00		
Police Protection	957,172.00	REVENUES TOTAL	21,147,626.77		
Civil Defense & Disaster Control	500.00	Reserve For Uncollected Taxes	373,568.47		
Environmental Inspection & Control	127,330.00	CAPITAL OUTLAY TOTAL	2,091,158.65		
Other Public Safety		Public Enterprises			
PUBLIC WORKS		Recreation—Culture			
Streets and Drainage	953,190.00	Public Works	60,000.00		
Sewers and Sewage Processing	42,000.00	Buildings and Grounds	2,031,153.65		
Garbage and Trash Disposal	10,000.00	Library and Education			
Public Buildings and Grounds	165,295.00	Conservation			
Other Public Works		All Other			
HEALTH and WELFARE		CAPITAL DEBT AUTHORIZED, DECEMBER 31, 1988			
Health Services Except Environmental	107,368.00	ISSUED AND UNISSUED			
Welfare-Public Assistance	15,920.00	School	1,114,715		
Hospitals, Clinics, First Aid		Self-liquidating			
Animal, Insect, & Rodent Control		Other	11,421,881		
Other Welfare Services		Total	12,536,596		
RECREATION and CONSERVATION		ISSUED AND OUTSTANDING			
Beaches and Boardwalks		School	1,114,715.11		
Parks, Playgrounds, Shade Trees		Self-Liquidating			
Land Reclamation & Conservation		Other	2,925,000.00		
Other Recreational Services	112,330.00	Total	4,039,715.11		
EDUCATION (excluding schools)		EQUALIZED VALUATION BASIS			
Libraries		FOR NET DEBT COMPUTATION	1,144,974,286		
Other Educational Services	6,230.00	REAL PROPERTY VALUATIONS			
STATUTORY EXPENDITURES		Code Class # of Parcels % VAL'N			
Pensions & F. I. C. A.	300,000.00	1 Vacant Land 624 5.53	38,387,200.00		
Employee Fringe Benefits	151,000.00	2 Residential 3426 66.78	469,277,500.00		
Other Statutory Expenditures		3 Farm 154 1.07	7,547,600.00		
CETA And Other Public Employment Programs		4a Commercial 142 22.75	159,909,600.00		
MUNICIPAL FUNCTIONS		4b Industrial 16 3.86	27,141,500.00		
CAPITAL IMPROVEMENTS		4c Apartments			
DEBT SERVICE		Total	702,763,400.00		
Principal Payments	170,000.00	Land Area 19.60 Sq. Miles			
Interest Payments	93,437.50	Net Valuation Taxable-Municipal	705,251,471		
DEFERRED CHARGES		Net Valuation Taxable-County	1,241,675,162		
SCHOOL, COUNTY, SPECIAL DISTRICT TAXES		State Equalized Valuation	1,497,729,348		
RESERVE FOR UNCOLLECTED TAXES		State Equalization Ratio	47.00		
EXPENDITURES					
TOTAL	20,739,068.95				

2121

Population 1980 6,429
 Population 1988 6,713
 S & P Rating
 Moody Rating BAA

General Tax Rate Per \$100.

2.13
 State Equalized Tax Rate
 2.37

WASHINGTON BOROUGH - WARREN CO.

Form of Government:

Council-Manager Plan E (OMCL 50)

Number of Members on Governing Body - 7

PER CAPITA.

Grass Debt 384.70
 Net Debt 381.46
 Debt Service 42.92
 Total Tax Levy 976.00
 Municipal Expenditures 496.46

PER CENT

Grass Debt 1.21
 Net Debt 1.20
 Tax Levy Collected 94.32
 Tax Levy Cancelled, Abated
 or Adjusted .41

EXPENDITURES		REVENUES-REALIZED		1988 PROPERTY TAX	
GENERAL GOVERNMENT		1988 Property Taxes Collected		STATE EQUALIZED TAX RATE	
Governing Body & Public Boords			6,129,867.04	Local District School Taxes	.51 1,383,753.00
Municipal Clerk	48,392.55	1988 Payments in Lieu of Taxes	34,189.72	Regional & Consolidated School Tax	.63 1,710,216.43
Financial Administration	60,870.00	Delinquent Tax & Lien Collections	324,357.31	School Taxes in Municipal Budget	
Assessment of Taxes	43,178.00	Business Personalty Replacement Taxes	121,519.44	County Taxes	.64 1,746,017.01
Collection of Taxes	19,636.00	Taxes from Public Utilities	343,706.00	County Library Taxes	
Planning, Housing & Development	9,431.60	Other Miscellaneous Tax Revenues	133,430.73	Local Municipal Purpose Taxes	.59 1,590,179.54
Human Resources	1,552.00	State Aid Revenues		Veteran & Senior Citizen Taxes	53,470.00
Elections	447,693.50	Federal Aid Revenues	1,210.00	Total Taxes for Rate Computation	2.37 6,483,640.98
General Administration (other)		State and Local Fiscal Assistance Act Utilized		Special District Taxes	
JUDICIARY		Sale of Acquired Property	456,576.85	Bank Corp. Taxes	64,298.92
Municipal Courts	63,705.95	Other Miscellaneous Revenues	7,547,907.09	Added and Omitted Taxes	57,335.04
PUBLIC SAFETY		Total	7,547,907.09	Total Taxes Levied - ABSTRACT	6,551,355.54
Fire Protection	53,038.00	Prior Years Surplus Appropriated	425,000.00	Total Taxes Billed	6,464,795.91
Police Protection	560,239.19	REVENUES TOTAL	7,974,907.09	1988 TAXES COLLECTED	6,129,367.04
Civil Defense & Disaster Control	400.00	Reserve For Uncollected Taxes	444,552.54	1988 Taxes Cancelled, Abated or Adjusted	26,567.13
Environmental Inspection & Control		CAPITAL OUTLAY TOTAL	375,855.97	Transfer to Tax Title Liens or Foreclosed	13,797.22
Other Public Safety				Balance Outstanding Dec. 31, 1988	294,564.52
PUBLIC WORKS				PRIOR YEARS TAXES OUTSTANDING	
Streets and Drainage	323,666.00	Public Enterprises		Balance January 1, 1988	336,178.24
Sewers and Sewage Processing	192,603.00	Recreation—Culture		Collected in 1988	324,357.31
Gorbage and Trash Disposal	303,600.00	Public Works	337,655.11	Cancelled, Abated or Adjusted 1988	3,424.00
Public Buildings and Grounds	39,724.00	Buildings and Grounds	39,200.35	Transfers to Tax Title Liens or Foreclosed	6,359.50
Other Public Works	2,275.00	Library and Education		Balance December 31, 1988	1,477.43
HEALTH and WELFARE		Conservation		TAX TITLE LIENS OUTSTANDING	
Health Services Except Environmental		All Other		Balance January 1, 1988	9,014.09
Welfare-Public Assistance	2,542.00	CAPITAL DEBT AUTHORIZED, DECEMBER 31, 1988		Transfer From Taxes	21,734.35
Hospitals, Clinics, First Aid		ISSUED AND UNISSUED GROSS DEBT		Redeemed in 1988	
Animal, Insect, & Rodent Control	6,100.00	School	21,793	Cancelled, Abated or Adjusted (1988)	.05
Other Welfare Services		Self-liquidating		Transfers to Foreclosed Property	
RECREATION and CONSERVATION		Other	2,560,723	Balance December 31, 1988	30,793.39
Beaches and Boardwalks		Total	2,532,516	PROPERTY ACQUIRED BY DEED OR	
Parks, Playgrounds, Shode Trees	46,130.00	ISSUED AND OUTSTANDING		FORECLOSURE	
Land Reclamation & Conservation		School	21,793.04	Balance January 1, 1988	136,300.00
Other Recreational Services	3,200.00	Self-Liquidating		Transfers From Taxes or Liens	
EDUCATION (excluding schools)		Other	2,337,723.00	Sale for Cash (1988)	
Libraries	124,665.00	Total	2,409,516.04	Cancelled, Abated or Adjusted (1988)	4,100.00
Other Educational Services		EQUALIZED VALUATION BASIS		Balance December 31, 1988	134,700.00
STATUTORY EXPENDITURES		FOR NET DEBT COMPUTATION	213,322.513	CURRENT FINANCES DECEMBER 31, 1988	
Pensions & F. I. C. A.	156,477.50	REAL PROPERTY VALUATIONS		ASSETS	
Employee Fringe Benefits	67,213.00	Code Class # of Parcels % VAL'N		Cash Dec. 31, 1988	2,303,934.66
Other Statutory Expenditures		1 Vacant Land 110 1.70	4,953,200.00	Taxes Receivable	296,041.95
CETA and Other Public Employment Programs		2 Residential 1723 69.18	201,423,300.00	Tax Title Liens	30,793.39
MUNICIPAL FUNCTIONS TOTAL	2,581,507.29	3 Farm 3 .02	43,936.00	Foreclosed Property	134,700.00
CAPITAL IMPROVEMENTS *MEMO*	9,100.00	4a Commercial 172 15.11	43,931,800.00	Emergencies & Other Deferred Charges	59,444.81
DEBT SERVICE		4b Industrial 16 6.62	19,235,100.00	State and Federal Aid Receivable	
Principal Payments	110,000.00	4c Apartments 18 7.37	21,450,400.00	Other Receivables	2,560.92
Interest Payments	173,136.77	Total 2047	291,137,736.00	Total	3,332,430.73
DEFERRED CHARGES	13,531.57	Land Area 1.90 Sq. Miles		LIABILITIES, RESERVES, AND SURPLUS	
SCHOOL, COUNTY, SPECIAL DISTRICT TAXES	4,839,931.44	Net Valuation Taxable-Municipal	295,362,365	Cash Liabilities	2,352,431.32
RESERVE FOR UNCOLLECTED TAXES	444,562.54	Net Valuation Taxable-County	229,996,314	Reserves for Receivables	464,101.26
EXPENDITURES TOTAL	8,172,699.61	State Equalized Valuation	271,613,347	Surplus Dec. 31, 1988	515,393.15
		State Equalization Ratio	103.83	Total	3,332,480.73

0266

Population 1980 9,550
 Population 1988 10,049
 S & P Rating A
 Moody Rating A1

General Tax Rate Per \$100.

1.77

State Equalized Tax Rate

1.39

WASHINGTON TOWNSHIP - BERGEN CO.

Form of Government:

Mayor-Council Plan E (OMCL 50)

Number of Members on Governing Body - 5

PER CAPITA:

Gross Debt 630.72

Net Debt 584.49

Debt Service 99.57

Total Tax Levy 1,102.53

Municipal Expenditures 500.16

PER CENT:

Gross Debt .95

Net Debt .88

Tax Levy Collected 98.95

Tax Levy Cancelled, Abated

or Adjusted .10

EXPENDITURES	REVENUES-REALIZED	1988 PROPERTY TAX
GENERAL GOVERNMENT		STATE EQUALIZED TAX RATE
Governing Body & Public Boards	51,030.00	Local District School Taxes
Municipal Clerk	44,341.00	Regional & Consolidated School Tax .75
Financial Administration	135,205.00	School Taxes in Municipal Budget
Assessment of Taxes		County Taxes .22
Collection of Taxes		County Library Taxes
Planning, Housing & Development	12,873.00	Local Municipal Purpose Taxes .42
Human Resources	1,068,057.00	Veteran & Senior Citizen Taxes
Elections	2,608.00	Total Taxes for Rate Computation 1.39
General Administration (other)	731,637.00	Special District Taxes
JUDICIARY		Bank Corp. Taxes
Municipal Courts	38,274.00	Added and Omitted Taxes
PUBLIC SAFETY		Total Taxes Levied - ABSTRACT
Fire Protection	234,570.00	Total Taxes Billed
Police Protection	57,500.00	1988 TAXES COLLECTED
Civil Defense & Disaster Control		1988 Taxes Cancelled, Abated or Adjusted
Environmental Inspection & Control	30,500.00	Transfer to Tax Title Liens or Foreclosed
Other Public Safety		Balance Outstanding Dec. 31, 1988
PUBLIC WORKS		PRIOR YEARS TAXES OUTSTANDING
Streets and Drainage	5,750.00	Balance January 1, 1988
Sewers and Sewage Processing	195,637.00	Collected in 1988
Garbage and Trash Disposal	190,535.00	Cancelled, Abated or Adjusted 1988
Public Buildings and Grounds	2,000.00	Transfers to Tax Title Liens or Foreclosed
Other Public Works		Balance December 31, 1988
HEALTH and WELFARE		TAX TITLE LIENS OUTSTANDING
Health Services Except Environmental	151,393.00	Balance January 1, 1988
Welfare-Public Assistance	1,100.00	Transfer From Taxes
Hospitals, Clinics, First Aid	1,400.00	Redeemed in 1988
Animal, Insect, & Rodent Control	6,130.00	Cancelled, Abated or Adjusted (1988)
Other Welfare Services	750.00	Transfers to Foreclosed Property
RECREATION and CONSERVATION		Balance December 31, 1988
Beaches and Boardwalks		PROPERTY ACQUIRED BY DEED OR
Parks, Playgrounds, Shade Trees	119,579.00	FORECLOSURE
Land Reclamation & Conservation	21,653.00	Balance January 1, 1988
Other Recreational Services	91,744.00	Transfers From Taxes or Liens
EDUCATION (excluding schools)		Sale for Cash (1988)
Libraries	160,400.00	Cancelled, Abated or Adjusted (1988)
Other Educational Services		Balance December 31, 1988
STATUTORY EXPENDITURES		CURRENT FINANCES DECEMBER 31, 1988
Pensions & F. I. C. A.	231,017.00	ASSETS
Employee Fringe Benefits	113,307.00	Cash Dec. 31, 1988
Other Statutory Expenditures		Taxes Receivable
CETA And Other Public Employment Programs		Tax Title Liens
MUNICIPAL FUNCTIONS TOTAL	3,699,550.00	Foreclosed Property
CAPITAL IMPROVEMENTS *MEMO*		Emergencies & Other Deferred Charges
DEBT SERVICE		State and Federal Aid Receivable
Principal Payments	675,200.00	Other Receivables
Interest Payments	325,358.00	Total
DEFERRED CHARGES	56,658.00	LIABILITIES, RESERVES, AND SURPLUS
SCHOOL, COUNTY, SPECIAL DISTRICT TAXES	7,674,467.49	Cash Liabilities
RESERVE FOR UNCOLLECTED TAXES	269,336.00	Reserves for Receivables
EXPENDITURES TOTAL	12,700,559.49	Surplus Dec. 31, 1988
		Total

0336

Population 1980 303
 Population 1988 761
 S & P Rating
 Moody Rating

General Tax Rate Per \$100. 3.53
 State Equalized Tax Rate 2.53

WASHINGTON TWP. - BURLINGTON CO.

Form of Government:

Township Committee

Number of Members on Governing Body - 3

PER CAPITA:

Gross Debt 192.46
 Net Debt 192.46
 Debt Service
 Total Tax Levy 1,020.31
 Municipal Expenditures 412.25

PER CENT:

Gross Debt .53
 Net Debt .53
 Tax Levy Collected 92.21
 Tax Levy Cancelled, Abated or Adjusted

EXPENDITURES		REVENUES-REALIZED		1988 PROPERTY TAX	
GENERAL GOVERNMENT				STATE EQUALIZED TAX RATE	
Governing Body & Public Boards		1988 Property Taxes Collected	716,003.21	Local District School Taxes 1.57	510,482.00
Municipal Clerk		1988 Payments in Lieu of Taxes		Regional & Consolidated School Tax	
Financial Administration	5,400.00	Delinquent Tax & Lien Collections	58,799.11	School Taxes in Municipal Budget	
Assessment of Taxes	5,650.00	Business Personalty Replacement Taxes	23,295.00	County Taxes .55	163,951.77
Collection of Taxes	5,800.00	Taxes from Public Utilities	42,035.00	County Library Taxes .03	9,588.95
Planning, Housing & Development	1,750.00	Other Miscellaneous Tax Revenues		Local Municipal Purpose Taxes .27	33,350.00
Human Resources		State Aid Revenues	5,939.87	Veteran & Senior Citizen Taxes	11,900.00
Elections		Federal Aid Revenues		Total Taxes for Rate Computation 2.52	784,272.72
General Administration (other)	33,775.00	State and Local Fiscal Assistance Act Utilized		Special District Taxes	
JUDICIARY		Sale of Acquired Property		Bank Corp. Taxes	
Municipal Courts	8,038.29	Other Miscellaneous Revenues	67,901.03	Added and Omitted Taxes	4,080.44
PUBLIC SAFETY		Total	913,973.22	Total Taxes Levied - ABSTRACT	776,453.16
Fire Protection	19,500.00	Prior Years Surplus Appropriated	93,000.00	Total Taxes Billed	776,453.16
Police Protection	9,750.00	REVENUES TOTAL	1,006,973.22	1988 TAXES COLLECTED	716,003.21
Civil Defense & Disaster Control	100.00	Reserve For Uncollected Taxes	109,975.00	1988 Taxes Cancelled, Abated or Adjusted	
Environmental Inspection & Control	100.00			Transfer to Tax Title Liens or Foreclosed	
Other Public Safety		CAPITAL OUTLAY TOTAL	5,600.00	Balance Outstanding Dec. 31, 1988	60,449.95
PUBLIC WORKS				PRIOR YEARS TAXES OUTSTANDING	
Streets and Drainage	22,600.00	Public Enterprises		Balance January 1, 1988	71,597.83
Sewers and Sewage Processing		Recreation—Culture		Collected in 1988	58,799.11
Garbage and Trash Disposal	68,200.00	Public Works	5,600.00	Cancelled, Abated or Adjusted 1988	
Public Buildings and Grounds	1,750.00	Buildings and Grounds		Transfers to Tax Title Liens or Foreclosed	
Other Public Works		Library and Education		Balance December 31, 1988	12,798.72
HEALTH and WELFARE		Conservation		TAX TITLE LIENS OUTSTANDING	
Health Services Except Environmental	200.00	All Other		Balance January 1, 1988	11,680.05
Welfare-Public Assistance	1,090.00	CAPITAL DEBT AUTHORIZED, DECEMBER 31, 1988		Transfer From Taxes	
Hospitals, Clinics, First Aid		ISSUED AND UNISSUED GROSS DEBT		Redeemed in 1988	
Animal, Insect, & Rodent Control	2,800.00	School		Cancelled, Abated or Adjusted (1988)	
Other Welfare Services		Self-liquidating		Transfers to Foreclosed Property	
RECREATION and CONSERVATION		Other	146,459	Balance December 31, 1988	11,680.05
Beaches and Boardwalks		Total	146,459	PROPERTY ACQUIRED BY DEED OR	
Parks, Playgrounds, Shade Trees				FORECLOSURE	
Land Reclamation & Conservation		ISSUED AND OUTSTANDING		Balance January 1, 1988	
Other Recreational Services		School		Transfers From Taxes or Liens	
EDUCATION (excluding schools)		Self-Liquidating		Sale for Cash (1988)	
Libraries		Other		Cancelled, Abated or Adjusted (1988)	
Other Educational Services		Total		Balance December 31, 1988	
STATUTORY EXPENDITURES		EQUALIZED VALUATION BASIS		CURRENT FINANCES DECEMBER 31, 1988	
Pensions & F. I. C. A.	3,150.00	FOR NET DEBT COMPUTATION	27,405,733	ASSETS	
Employee Fringe Benefits		REAL PROPERTY VALUATIONS		Cash Dec. 31, 1988	403,946.23
Other Statutory Expenditures	350.00	Code Class # of Parcels % VAL'N	ASSESSED VALUATION	Taxes Receivable	73,248.67
CETA And Other Public Employment Programs		1 Vacant Land 264 7.58	1,600,350.00	Tax Title Liens	11,680.05
MUNICIPAL FUNCTIONS TOTAL	192,053.29	2 Residential 315 72.46	15,302,600.00	Foreclosed Property	
CAPITAL IMPROVEMENTS *MEMO*	2,450.00	3 Farm 52 7.42	1,566,400.00	Emergencies & Other Deferred Charges	2,450.00
DEBT SERVICE		4a Commercial 13 7.06	1,490,700.00	State and Federal Aid Receivable	758.35
Principal Payments		4b Industrial 9 5.49	1,159,000.00	Other Receivables	14,078.56
Interest Payments		4c Apartments		Total	506,162.36
		Total 653	21,119,050.00	LIABILITIES, RESERVES, AND SURPLUS	
DEFERRED CHARGES	11,700.00	Land Area 107.32 Sq. Miles		Cash Liabilities	270,445.31
SCHOOL, COUNTY, SPECIAL DISTRICT TAXES	689,022.72	Net Valuation Taxable-Municipal	21,911,228	Reserves for Receivables	99,007.28
RESERVE FOR UNCOLLECTED TAXES	109,975.00	Net Valuation Taxable-County	28,657,400	Surplus Dec. 31, 1988	136,709.77
EXPENDITURES TOTAL	1,002,751.01	State Equalized Valuation	30,214,092	Total	506,162.36
		State Equalization Ratio	71.78		

WASHINGTON TWP. - GLOUCESTER CO.

Form of Government:

Mayor-Council Plan E (OMCL 50)

Number of Members on Governing Body - 5

PER CAPITA:

Gross Debt	336.40
Net Debt	133.64
Debt Service	9.49
Total Tax Levy	793.37
Municipal Expenditures	246.61

PER CENT:

Gross Debt	1.33
Net Debt	.53
Tax Levy Collected	95.16
Tax Levy Cancelled, Abated or Adjusted	.05

Population 1980 27,373
Population 1988 37,393

S & P Rating
Moody Rating A

General Tax Rate Per \$100.

4.05

State Equalized Tax Rate

2.11

EXPENDITURES		REVENUES-REALIZED		1988 PROPERTY TAX	
GENERAL GOVERNMENT				STATE EQUALIZED TAX RATE \rightarrow	
Governing Body & Public Boards	26,236.00	1988 Property Taxes Collected	28,250,937.73	Local District School Taxes	1.12 12,834,346.00
Municipal Clerk	132,254.00	1988 Payments in Lieu of Taxes	10,680.00	Regional & Consolidated School Tax	
Financial Administration	132,740.37	Delinquent Tax & Lien Collections	1,530,714.89	School Taxes in Municipal Budget	
Assessment of Taxes	101,163.61	Business Personalty Replacement Taxes	106,319.84	County Taxes	.69 7,880,017.59
Collection of Taxes	93,916.00	Taxes from Public Utilities	1,711,022.00	County Library Taxes	.02 222,508.00
Planning, Housing & Development	30,306.00	Other Miscellaneous Tax Revenues		Local Municipal Purpose Taxes	.29 3,357,637.99
Human Resources	62,250.00	State Aid Revenues	222,138.53	Veteran & Senior Citizen Taxes	195,400.00
Elections		Federal Aid Revenues		Total Taxes for Rate Computation	2.12 24,489,909.58
General Administration (other)	1,443,369.45	State and Local Fiscal Assistance Act Utilized		Special District Taxes	2,789,773.16
JUDICIARY		Sale of Acquired Property		Bank Corp. Taxes	28,394.40
Municipal Courts	104,133.00	Other Miscellaneous Revenues	1,401,997.25	Added and Omitted Taxes	2,553,710.03
PUBLIC SAFETY		Total	33,233,810.24	Total Taxes Levied - ABSTRACT	29,666,387.17
Fire Protection		Prior Years Surplus Appropriated	1,702,000.00	Total Taxes Billed	29,687,614.82
Police Protection	2,679,641.50	REVENUES TOTAL	34,935,810.24	1988 TAXES COLLECTED	28,250,937.73
Civil Defense & Disaster Control	27,750.00	Reserve For Uncollected Taxes	1,351,702.00	1988 Taxes Cancelled, Abated or Adjusted	15,178.70
Environmental Inspection & Control	269,738.00	CAPITAL OUTLAY TOTAL	1,362,445.60	Transfer to Tax Title Liens or Foreclosed	53,923.32
Other Public Safety				Balance Outstanding Dec. 31, 1988	1,367,575.07
PUBLIC WORKS				PRIOR YEARS TAXES OUTSTANDING	
Streets and Drainage	744,632.03	Public Enterprises		Balance January 1, 1988	1,529,846.34
Sewers and Sewage Processing		Recreation—Culture		Collected in 1988	1,426,502.06
Garbage and Trash Disposal		Public Works		Cancelled, Abated or Adjusted 1988	
Public Buildings and Grounds	32,900.00	Buildings and Grounds	1,362,445.60	Transfers to Tax Title Liens or Foreclosed	3,700.23
Other Public Works	72,330.00	Library and Education		Balance December 31, 1988	99,644.05
HEALTH and WELFARE		Conservation		TAX TITLE LIENS OUTSTANDING	
Health Services Except Environmental	1,370.00	All Other		Balance January 1, 1988	321,698.16
Welfare Public Assistance	2,000.00	CAPITAL DEBT AUTHORIZED, DECEMBER 31, 1988		Transfer From Taxes	57,623.55
Hospitals, Clinics, First Aid		ISSUED AND UNISSUED	GROSS DEBT	Redeemed in 1988	104,212.83
Animal, Insect, & Rodent Control	4,000.00	School	7,532,000	Cancelled, Abated or Adjusted (1988)	
Other Welfare Services		Self-liquidating		Transfers to Foreclosed Property	
RECREATION and CONSERVATION		Other	4,997,146	Balance December 31, 1988	275,108.88
Beaches and Boardwalks		Total	12,529,146	PROPERTY ACQUIRED BY DEED OR	
Parks, Playgrounds, Shade Trees	193,615.00			FORECLOSURE	
Land Reclamation & Conservation		ISSUED AND OUTSTANDING		Balance January 1, 1988	3,024,021.08
Other Recreational Services		School	7,532,000.00	Transfers From Taxes or Liens	
EDUCATION (excluding schools)		Self-Liquidating		Sale for Cash (1988)	10,021.08
Libraries	101,664.00	Other	4,981,595.00	Cancelled, Abated or Adjusted (1988)	
Other Educational Services	16,410.00	Total	12,563,595.00	Balance December 31, 1988	3,014,000.00
STATUTORY EXPENDITURES		EQUALIZED VALUATION BASIS		CURRENT FINANCES DECEMBER 31, 1988	
Pensions & F. I. C. A.	506,123.32	FOR NET DEBT COMPUTATION	948,702,217	ASSETS	
Employee Fringe Benefits	443,000.00	REAL PROPERTY VALUATIONS		Cash Dec. 31, 1988	5,412,714.03
Other Statutory Expenditures		Code Class # of Parcels % VAL'N	ASSESSED VALUATION	Taxes Receivable	1,467,219.12
CETA And Other Public Employment Programs		1 Vacant Land 2703 4.68	27,899,900.00	Tax Title Liens	275,108.88
MUNICIPAL FUNCTIONS TOTAL	7,387,692.35	2 Residential 10249 81.28	484,293,100.00	Foreclosed Property	3,014,000.00
CAPITAL IMPROVEMENTS *MEMO*	79,667.70	3 Farm 225 .76	4,569,400.00	Emergencies & Other Deferred Charges	451,004.05
DEBT SERVICE		4a Commercial 375 11.15	66,406,600.00	State and Federal Aid Receivable	102,865.28
Principal Payments	203,420.00	4b Industrial 10 .35	2,069,900.00	Other Receivables	187,491.72
Interest Payments	146,565.93	4c Apartments 5 1.73	10,595,000.00	Total	10,910,403.08
DEFERRED CHARGES	126,930.28	Total 13567	595,833,900.00	LIABILITIES, RESERVES, AND SURPLUS	
SCHOOL, COUNTY, SPECIAL DISTRICT TAXES	23,726,644.75	Land Area 21.65 Sq. Miles		Cash Liabilities	3,154,054.60
RESERVE FOR UNCOLLECTED TAXES	1,351,702.00	Net Valuation Taxable-Municipal	600,307,628	Reserves for Receivables	4,943,819.72
EXPENDITURES TOTAL	32,947,955.36	Net Valuation Taxable-County	1,005,183,762	Surplus Dec. 31, 1988	2,812,528.76
		State Equalized Valuation	1,145,917,981	Total	10,910,403.08
		State Equalization Ratio	52.20		

1112
 Population 1980 3,487
 Population 1988 6,165
 S & P Rating
 Moody Rating AAA
 General Tax Rate Per \$100. 5.27
 State Equalized Tax Rate 1.49

WASHINGTON TOWNSHIP — MERCER CO.

Form of Government:

Township Committee

Number of Members on Governing Body — 3

PER CAPITA.
 Gross Debt 2,265.52
 Net Debt 1,053.42
 Debt Service 39.54
 Total Tax Levy 833.56
 Municipal Expenditures 436.74
 PER CENT
 Gross Debt 5.61
 Net Debt 2.61
 Tax Levy Collected 96.61
 Tax Levy Cancelled, Abated or Adjusted .03

EXPENDITURES		REVENUES-REALIZED		1988 PROPERTY TAX	
GENERAL GOVERNMENT				STATE EQUALIZED TAX RATE →	
Governing Body & Public Boords		1988 Property Taxes Collected	4,960,315.06	Local District School Taxes	.74 2,399,398.50
Municipal Clerk		1988 Payments in Lieu of Taxes	1,954.13	Regional & Consolidated School Tax	
Financial Administration	47,315.23	Delinquent Tax & Lien Collections	154,553.95	School Taxes in Municipal Budget	
Assessment of Taxes	17,900.00	Business Personalty Replacement Taxes	63,682.36	County Taxes	.50 1,628,179.24
Collection of Taxes	31,260.00	Taxes from Public Utilities	903,967.00	County Library Taxes	.05 167,972.29
Planning, Housing & Development	77,220.00	Other Miscellaneous Tax Revenues		Local Municipal Purpose Taxes	.20 664,777.99
Human Resources	39,478.00	State Aid Revenues	58,983.63	Veteran & Senior Citizen Taxes	
Elections	2,000.00	Federal Aid Revenues		Total Taxes for Rate Computation	1.49 4,891,078.02
General Administration (other)	535,157.00	State and Local Fiscal Assistance Act Utilized		Special District Taxes	
JUDICIARY		Sale of Acquired Property		Bank Corp. Taxes	4,500.29
Municipal Courts	39,030.00	Other Miscellaneous Revenues		Added and Omitted Taxes	274,086.03
PUBLIC SAFETY		Total	5,736,111.52	Total Taxes Levied - ABSTRACT	5,138,914.39
Fire Protection	122,701.92	Prior Years Surplus Appropriated	325,000.00	Total Taxes Billed	5,134,402.10
Police Protection	561,658.99	REVENUES TOTAL	7,061,111.52	1988 TAXES COLLECTED	4,960,315.06
Civil Defense & Disaster Control	600.00	Reserve For Uncollected Taxes	135,000.00	1988 Taxes Cancelled, Abated or Adjusted	1,540.58
Environmental Inspection & Control	85,102.00	CAPITAL OUTLAY TOTAL	318,233.56	Transfer to Tax Title Liens or Foreclosed	
Other Public Safety				Balance Outstanding Dec 31, 1988	172,553.46
PUBLIC WORKS				PRIOR YEARS TAXES OUTSTANDING	
Streets and Drainage	208,552.71	Public Enterprises		Balance January 1, 1988	156,774.37
Sewers and Sewage Processing	3,077.50	Recreation—Culture	2,450.20	Collected in 1988	154,553.75
Garbage and Trash Disposal	146,500.00	Public Works	248,491.56	Cancelled, Abated or Adjusted 1988	2,342.38
Public Buildings and Grounds	51,200.00	Buildings and Grounds	66,863.33	Transfers to Tax Title Liens or Foreclosed	
Other Public Works	18,000.00	Library and Education		Balance December 31, 1988	7.04
HEALTH and WELFARE		Conservation	417.92	TAX TITLE LIENS OUTSTANDING	
Health Services Except Environmental	53,700.00	All Other		Balance January 1, 1988	
Welfare-Public Assistance	10,200.00	CAPITAL DEBT AUTHORIZED, DECEMBER 31, 1988		Transfer From Taxes	
Hospitals, Clinics, First Aid		ISSUED AND UNISSUED		Redeemed in 1988	
Animal, Insect, & Radent Control	3,100.00	School	11,099,000	Cancelled, Abated or Adjusted (1988)	
Other Welfare Services		Self-liquidating		Transfers to Foreclosed Property	
RECREATION and CONSERVATION		Other	2,867,950	Balance December 31, 1988	
Beaches and Boardwalks		Total	13,966,950	PROPERTY ACQUIRED BY DEED OR FORECLOSURE	
Parks, Playgrounds, Shade Trees				Balance January 1, 1988	6,425.00
Land Reclamation & Conservation	1,900.00	ISSUED AND OUTSTANDING		Transfers From Taxes or Liens	
Other Recreational Services	23,050.00	School	750,000.00	Sale for Cash (1988)	
EDUCATION (excluding schools)		Self-liquidating		Cancelled, Abated or Adjusted (1988)	
Libraries	1,500.00	Other	2,025,000.00	Balance December 31, 1988	6,425.00
Other Educational Services		Total	2,775,000.00	CURRENT FINANCES DECEMBER 31, 1988	
STATUTORY EXPENDITURES		EQUALIZED VALUATION BASIS		ASSETS	
Pensions & F. I. C. A.	122,935.23	FOR NET DEBT COMPUTATION	249,036,205	Cash Dec. 31, 1988	3,273,247.13
Employee Fringe Benefits		REAL PROPERTY VALUATIONS		Taxes Receivable	172,631.50
Other Statutory Expenditures				Tax Title Liens	
CETA And Other Public Employment Programs		Code Class # of Parcels % VAL'N	ASSESSED VALUATION	Foreclosed Property	6,425.00
MUNICIPAL FUNCTIONS TOTAL	2,253,160.63	1 Vacant Land 430 5.25	4,799,200.00	Emergencies & Other Deferred Charges	6,000.00
CAPITAL IMPROVEMENTS *MEMO*	2,000.00	2 Residential 1742 69.31	63,353,450.00	State and Federal Aid Receivable	
DEBT SERVICE		3 Farm 394 7.34	7,173,550.00	Other Receivables	7,237.21
Principal Payments	90,000.00	4a Commercial 101 13.13	11,998,500.00	Total	3,467,590.84
Interest Payments	153,747.50	4b Industrial 3 3.32	3,030,300.00	LIABILITIES, RESERVES, AND SURPLUS	
		4c Apartments 1 1.16	1,056,000.00	Cash Liabilities	2,888,392.22
		Total 2726	91,411,000.00	Reserves for Receivables	186,343.71
DEFERRED CHARGES	10,611.93	Land Area 20.70 Sq. Miles		Surplus Dec. 31, 1988	392,354.91
SCHOOL, COUNTY, SPECIAL DISTRICT TAXES	4,195,550.03	Net Valuation Taxable-Municipal	92,366,673	Total	3,467,590.84
RESERVE FOR UNCOLLECTED TAXES	185,000.00	Net Valuation Taxable-County	284,972,622		
EXPENDITURES TOTAL	6,888,070.09	State Equalized Valuation	50,734,633		
		State Equalization Ratio	23.32		

1438

Population 1980 11,402
Population 1988 15,010

S & P Rating
Moody Rating

General Tax Rate Per \$100.

3.52

State Equalized Tax Rate

1.70

WASHINGTON TOWNSHIP - MORRIS CO.

Form of Government:

Township Committee

Number of Members on Governing Body - 5

PER CAPITA:

Gross Debt 772.86
Net Debt 95.91
Debt Service 89.15
Total Tax Levy 1,276.42
Municipal Expenditures 469.02

PER CENT:

Gross Debt 1.26
Net Debt .16
Tax Levy Collected 97.69
Tax Levy Cancelled, Abated or Adjusted .08

EXPENDITURES		REVENUES-REALIZED		1988 PROPERTY TAX	
GENERAL GOVERNMENT				STATE EQUALIZED TAX RATE	
Governing Body & Public Boards		1988 Property Taxes Collected		Local District School Taxes	8,053,412.00
Municipal Clerk	912,931.00	1988 Payments in Lieu of Taxes		Regional & Consolidated School Tax	4,102,914.26
Financial Administration	73,821.75	Delinquent Tax & Lien Collections		School Taxes in Municipal Budget	
Assessment of Taxes	78,981.00	Business Personalty Replacement Taxes		County Taxes	2,560,808.41
Collection of Taxes	124,030.00	Taxes from Public Utilities		County Library Taxes	60,324.43
Planning, Housing & Development	5,002.98	Other Miscellaneous Tax Revenues		Local Municipal Purpose Taxes	4,017,777.16
Human Resources	627,024.02	State Aid Revenues		Veteran & Senior Citizen Taxes	56,100.00
Elections		Federal Aid Revenues		Total Taxes for Rate Computation	18,851,336.26
General Administration (other)	60,975.00	State and Local Fiscal Assistance Act Utilized		Special District Taxes	
JUDICIARY		Sole of Acquired Property		Bank Corp. Taxes	12,313.58
Municipal Courts	75,923.76	Other Miscellaneous Revenues		Added and Omitted Taxes	351,562.56
PUBLIC SAFETY	450,634.94	Total		Total Taxes Levied - ABSTRACT	19,159,112.40
Fire Protection	800.00	Prior Years Surplus Appropriated		Total Taxes Billed	19,175,390.21
Police Protection	185,580.00	REVENUES		1988 TAXES COLLECTED	18,733,139.93
Civil Defense & Disaster Control		Reserve For Uncollected Taxes		1988 Taxes Cancelled, Abated or Adjusted	14,907.20
Environmental Inspection & Control		CAPITAL OUTLAY		Transfer to Tax Title Liens or Foreclosed	26,854.08
Other Public Safety		TOTAL		Balance Outstanding Dec. 31, 1988	400,489.00
PUBLIC WORKS	1,109,695.00			PRIOR YEARS TAXES OUTSTANDING	
Streets and Drainage	83,554.33	Public Enterprises		Balance January 1, 1988	563,239.49
Sewers and Sewage Processing	3,926.34	Recreation—Culture		Collected in 1988	487,647.79
Gorbage and Trash Disposal	47,850.00	Public Works		Cancelled, Abated or Adjusted 1988	2,539.37
Public Buildings and Grounds		Buildings and Grounds		Transfers to Tax Title Liens or Foreclosed	22,291.94
Other Public Works		Library and Education		Balance December 31, 1988	50,760.39
HEALTH and WELFARE	133,773.00	Conservation		TAX TITLE LIENS OUTSTANDING	
Health Services Except Environmental	4,150.00	All Other		Balance January 1, 1988	12,512.49
Welfare-Public Assistance		CAPITAL DEBT AUTHORIZED, DECEMBER 31, 1988		Transfer From Taxes	54,632.60
Hospitals, Clinics, First Aid		ISSUED AND UNISSUED		Redeemed in 1988	6,535.96
Animal, Insect, & Rodent Control		GROSS DEBT		Cancelled, Abated or Adjusted (1988)	4,095.34
Other Welfare Services		NET DEBT		Transfers to Foreclosed Property	
RECREATION and CONSERVATION	3,555.00	School		Balance December 31, 1988	56,513.79
Beaches and Boardwalks	540.00	Self-liquidating		PROPERTY ACQUIRED BY DEED OR	
Parks, Playgrounds, Shade Trees	21,100.00	Other		FORECLOSURE	
Land Reclamation & Conservation	224,963.00	Total		Balance January 1, 1988	435,300.00
Other Recreational Services		ISSUED AND OUTSTANDING		Transfers From Taxes or Liens	
EDUCATION (excluding schools)		School		Sole for Cosh (1988)	
Libraries		Self-Liquidating		Cancelled, Abated or Adjusted (1988)	
Other Educational Services		Other		Balance December 31, 1988	435,300.00
STATUTORY EXPENDITURES	465,212.25	Total		CURRENT FINANCES DECEMBER 31, 1988	
Pensions & F. I. C. A.	185,500.00	EQUALIZED VALUATION BASIS		ASSETS	
Employee Fringe Benefits	14,000.00	FOR NET DEBT COMPUTATION		Cash Dec. 31, 1988	3,279,238.69
Other Statutory Expenditures		REAL PROPERTY VALUATIONS		Taxes Receivable	451,249.39
CETA And Other Public Employment Programs	4,958,627.37	Code Class # of Parcels % VAL'N		Tox Title Liens	56,513.79
MUNICIPAL FUNCTIONS	130,000.00	1 Vacant Land 694 3.49		Foreclosed Property	435,300.00
CAPITAL IMPROVEMENTS		2 Residential 4360 34.86		Emergencies & Other Deferred Charges	
DEBT SERVICE		3 Form 621 4.39		State and Federal Aid Receivable	
Principal Payments	1,222,500.00	4a Commercial 156 3.51		Other Receivables	197,320.33
Interest Payments	115,652.00	4b Industrial 22 2.39		Total	4,419,622.20
DEFERRED CHARGES		4c Apartments 4 1.35		LIABILITIES, RESERVES, AND SURPLUS	
SCHOOL, COUNTY, SPECIAL DISTRICT TAXES	14,777,459.10	Total 5857		Cash Liabilities	1,280,902.55
RESERVE FOR UNCOLLECTED TAXES	743,248.00	Land Area 45.12 Sq. Miles		Reserves for Receivables	1,140,383.51
EXPENDITURES	21,817,496.47	Net Valuation Taxable-Municipal		Surplus Dec. 31, 1988	1,998,336.14
		Net Valuation Taxable-County		Total	4,419,622.20
		State Equalized Valuation			
		State Equalization Ratio			

2122
 Population 1980 4,243
 Population 1988 4,855
 S & P Rating
 Moody Rating

General Tax Rate Per \$100.
 3.49
 State Equalized Tax Rate
 1.84

WASHINGTON TOWNSHIP – WARREN CO.
Form of Government:
Township Committee
Number of Members on Governing Body – 5

PER CAPITA.
 Gross Debt 531.93
 Net Debt 527.44
 Debt Service 12.98
 Total Tax Levy 1,175.62
 Municipal Expenditures 374.02
 PER CENT
 Gross Debt 1.16
 Net Debt 1.15
 Tax Levy Collected 94.36
 Tax Levy Cancelled, Abated or Adjusted

EXPENDITURES		REVENUES-REALIZED		1988 PROPERTY TAX	
GENERAL GOVERNMENT				STATE EQUALIZED TAX RATE → .38	
Governing Body & Public Boards		1988 Property Taxes Collected	5,337,309.77	Local District School Taxes	1,119,299.00
Municipal Clerk		1988 Payments in Lieu of Taxes		Regional & Consolidated School Tax	1,619,391.30
Financial Administration	31,053.50	Delinquent Tax & Lien Collections	243,369.41	School Taxes in Municipal Budget	
Assessment of Taxes	14,410.00	Business Personality Replacement Taxes	63,024.32	County Taxes	1,975,542.36
Collection of Taxes	29,230.00	Taxes from Public Utilities	232,231.00	County Library Taxes	74,343.25
Planning, Housing & Development	77,015.00	Other Miscellaneous Tax Revenues		Local Municipal Purpose Taxes	611,390.67
Human Resources	5,851.28	State Aid Revenues	48,304.83	Veteran & Senior Citizen Taxes	51,300.00
Elections		Federal Aid Revenues		Total Taxes for Rate Computation	5,452,372.03
General Administration (other)	274,125.00	State and Local Fiscal Assistance Act Utilized		Special District Taxes	
JUDICIARY		Sale of Acquired Property		Bank Corp. Taxes	3,428.70
Municipal Courts	24,790.00	Other Miscellaneous Revenues	463,577.45	Added and Omitted Taxes	308,000.38
PUBLIC SAFETY		Total	5,438,316.33	Total Taxes Levied - ABSTRACT	5,712,501.66
Fire Protection	33,271.36	Prior Years Surplus Appropriated	600,000.00	Total Taxes Billed	5,709,072.96
Police Protection	406,931.45	REVENUES TOTAL	7,033,316.83	1988 TAXES COLLECTED	5,397,309.77
Civil Defense & Disaster Control	1,000.00	Reserve For Uncollected Taxes	329,036.31	1988 Taxes Cancelled, Abated or Adjusted	
Environmental Inspection & Control		CAPITAL OUTLAY TOTAL	19,166.29	Transfer to Tax Title Liens or Foreclosed	
Other Public Safety				Balance Outstanding Dec. 31, 1988	321,763.19
PUBLIC WORKS		Public Enterprises		PRIOR YEARS TAXES OUTSTANDING	
Streets and Drainage	252,068.74	Recreation—Culture		Balance January 1, 1988	256,367.24
Sewers and Sewage Processing		Public Works		Collected in 1988	237,136.39
Garbage and Trash Disposal	13,328.93	Buildings and Grounds	19,166.29	Cancelled, Abated or Adjusted 1988	
Public Buildings and Grounds	32,845.00	Library and Education		Transfers to Tax Title Liens or Foreclosed	
Other Public Works		Conservation		Balance December 31, 1988	19,230.35
HEALTH and WELFARE		All Other		TAX TITLE LIENS OUTSTANDING	
Health Services Except Environmental	9,740.00	CAPITAL DEBT AUTHORIZED, DECEMBER 31, 1988		Balance January 1, 1988	31,320.04
Welfare-Public Assistance	3,000.00	ISSUED AND UNISSUED		Transfer From Taxes	
Hospitals, Clinics, First Aid	2,000.00	School	21,793	Redeemed in 1988	6,732.52
Animal, Insect, & Rodent Control	2.00	Self-liquidating		Cancelled, Abated or Adjusted (1988)	
Other Welfare Services		Other	2,560,723	Transfers to Foreclosed Property	
RECREATION and CONSERVATION		Total	2,582,516	Balance December 31, 1988	24,587.52
Beaches and Boardwalks		ISSUED AND OUTSTANDING		PROPERTY ACQUIRED BY DEED OR FORECLOSURE	
Parks, Playgrounds, Shade Trees		School	21,793.04	Balance January 1, 1988	7,375.00
Land Reclamation & Conservation	1,217.80	Self-Liquidating		Transfers From Taxes or Liens	
Other Recreational Services	17,000.00	Other	2,337,723.00	Sale for Cash (1988)	
EDUCATION (excluding schools)		Total	2,409,516.04	Cancelled, Abated or Adjusted (1988)	
Libraries		EQUALIZED VALUATION BASIS		Balance December 31, 1988	7,375.00
Other Educational Services		FOR NET DEBT COMPUTATION	223,402,373	CURRENT FINANCES DECEMBER 31, 1988	
STATUTORY EXPENDITURES		REAL PROPERTY VALUATIONS		ASSETS	
Pensions & F. I. C. A.	75,366.53	Code Class # of Parcels % VAL'N	ASSESSED VALUATION	Cash Dec. 31, 1988	2,305,620.01
Employee Fringe Benefits	55,000.00	1 Vacant Land 687 7.50	11,538,650.00	Taxes Receivable	340,993.54
Other Statutory Expenditures	5,500.00	2 Residential 1523 75.86	116,651,820.00	Tax Title Liens	24,587.52
CETA And Other Public Employment Programs		3 Farm 211 4.76	7,310,899.00	Foreclosed Property	7,375.00
MUNICIPAL FUNCTIONS		4a Commercial 82 10.17	15,636,630.00	Emergencies & Other Deferred Charges	16,000.00
CAPITAL IMPROVEMENTS *MEMO*	15,000.00	4b Industrial 8 1.04	1,603,200.00	State and Federal Aid Receivable	45,000.00
DEBT SERVICE		4c Apartments 2 .67	1,030,700.00	Other Receivables	12,590.85
Principal Payments	51,200.00	Total 2513	153,771,399.00	Total	3,253,166.92
Interest Payments	11,830.88	Land Area 18.15 Sq. Miles		LIABILITIES, RESERVES, AND SURPLUS	
DEFERRED CHARGES		Net Valuation Taxable-Municipal	154,980,963	Cash Liabilities	1,590,413.35
SCHOOL, COUNTY, SPECIAL DISTRICT TAXES	4,789,631.41	Net Valuation Taxable-County	258,904,600	Reserves for Receivables	385,546.91
RESERVE FOR UNCOLLECTED TAXES	328,036.31	State Equalized Valuation	293,217,992	Surplus Dec. 31, 1988	1,277,206.16
EXPENDITURES TOTAL	6,605,560.19	State Equalization Ratio	52.66	Total	3,253,166.92

1321

Population 1980 5,290
 Population 1988 5,225
 S & P Rating
 Moody Rating AA

General Tax Rate Per \$100. 2.61
 State Equalized Tax Rate 1.27

WATCHUNG BOROUGH - SOMERSET CO.

Form of Government:

Borough Council

Number of Members on Governing Body - 6

PER CAPITA:

Gross Debt 1,526.26
 Net Debt 1,457.49
 Debt Service 105.74
 Total Tax Levy 1,995.32
 Municipal Expenditures 707.08

PER CENT:

Gross Debt 1.21
 Net Debt 1.15
 Tax Levy Collected 98.00
 Tax Levy Cancelled, Abated or Adjusted .02

EXPENDITURES		REVENUES-REALIZED		1988 PROPERTY TAX	
GENERAL GOVERNMENT				STATE EQUALIZED TAX RATE	
Governing Body & Public Boards		1988 Property Taxes Collected	10,195,731.50	Local District School Taxes	2,892,885.00
Municipal Clerk		1988 Payments in Lieu of Taxes		Regional & Consolidated School Tax	2,284,706.91
Financial Administration	56,466.00	Delinquent Tax & Lien Collections	133,040.49	School Taxes in Municipal Budget	
Assessment of Taxes	29,816.00	Business Personalty Replacement Taxes	229,597.03	County Taxes	3,308,895.02
Collection of Taxes	41,635.00	Taxes from Public Utilities	583,902.00	County Library Taxes	195,569.32
Planning, Housing & Development	9,800.00	Other Miscellaneous Tax Revenues		Local Municipal Purpose Taxes	1,625,044.41
Human Resources	3,474.46	State Aid Revenues	46,825.74	Veteran & Senior Citizen Taxes	29,800.00
Elections	1,250.00	Federal Aid Revenues		Total Taxes for Rate Computation	10,336,900.66
General Administration (other)	522,131.57	State and Local Fiscal Assistance Act Utilized	1,478.52	Special District Taxes	
JUDICIARY		Sale of Acquired Property		Bank Corp. Taxes	32,775.73
Municipal Courts	77,451.55	Other Miscellaneous Revenues	822,704.03	Added and Omitted Taxes	85,661.37
PUBLIC SAFETY		Total	12,013,279.36	Total Taxes Levied - ABSTRACT	10,425,537.76
Fire Protection	191,071.44	Prior Years Surplus Appropriated	500,000.00	Total Taxes Billed	10,403,555.66
Police Protection	1,031,630.45	REVENUES TOTAL	12,513,279.36	1988 TAXES COLLECTED	10,195,731.50
Civil Defense & Disaster Control	1,500.00	Reserve For Uncollected Taxes	192,864.32	1988 Taxes Cancelled, Abated or Adjusted	2,469.04
Environmental Inspection & Control	43,760.00	CAPITAL OUTLAY TOTAL	1,026,132.00	Transfer to Tax Title Liens or Foreclosed	1,093.59
Other Public Safety				Balance Outstanding Dec. 31, 1988	204,061.53
PUBLIC WORKS				PRIOR YEARS TAXES OUTSTANDING	
Streets and Drainage	215,000.00	Public Enterprises		Balance January 1, 1988	134,005.24
Sewers and Sewage Processing	183,934.00	Recreation—Culture		Collected in 1988	133,040.49
Garbage and Trash Disposal	39,350.00	Public Works	933,814.36	Cancelled, Abated or Adjusted 1988	
Public Buildings and Grounds	77,400.00	Buildings and Grounds	79,434.06	Transfers to Tax Title Liens or Foreclosed	748.96
Other Public Works	30,000.00	Library and Education	12,883.58	Balance December 31, 1988	215.79
HEALTH and WELFARE		Conservation		TAX TITLE LIENS OUTSTANDING	
Health Services Except Environmental	23,573.00	All Other		Balance January 1, 1988	
Welfare-Public Assistance	2,200.00	CAPITAL DEBT AUTHORIZED, DECEMBER 31, 1988		Transfer From Taxes	1,936.08
Hospitals, Clinics, First Aid	5,250.00	ISSUED AND UNISSUED		Redeemed in 1988	
Animal, Insect, & Rodent Control	1,000.00	School	359,347	Cancelled, Abated or Adjusted (1988)	
Other Welfare Services		Self-Liquidating		Transfers to Foreclosed Property	
RECREATION and CONSERVATION		Other	7,615,364	Balance December 31, 1988	1,936.08
Beaches and Boardwalks		Total	7,974,711	PROPERTY ACQUIRED BY DEED OR FORECLOSURE	
Parks, Playgrounds, Shade Trees	4,575.00	ISSUED AND OUTSTANDING		Balance January 1, 1988	
Land Reclamation & Conservation		School	359,347.29	Transfers From Taxes or Liens	
Other Recreational Services	33,305.00	Self-Liquidating		Sale for Cash (1988)	
EDUCATION (excluding schools)		Other	4,120,884.00	Cancelled, Abated or Adjusted (1988)	
Libraries	4,232.00	Total	4,480,231.29	Balance December 31, 1988	
Other Educational Services		EQUALIZED VALUATION BASIS		CURRENT FINANCES DECEMBER 31, 1988	
STATUTORY EXPENDITURES		FOR NET DEBT COMPUTATION	659,665,614	ASSETS	
Pensions & F. I. C. A.	183,113.90	REAL PROPERTY VALUATIONS		Cash Dec. 31, 1988	1,216,779.74
Employee Fringe Benefits	119,645.72	Code Class # of Parcels % VAL'N		Taxes Receivable	204,277.32
Other Statutory Expenditures	500.00	1 Vacant Land 160 3.11	12,246,350.00	Tax Title Liens	1,936.08
CETA And Other Public Employment Programs		2 Residential 1763 74.59	293,730,807.00	Foreclosed Property	
MUNICIPAL FUNCTIONS TOTAL	2,948,150.19	3 Farm 2 .07	268,200.00	Emergencies & Other Deferred Charges	12,414.42
CAPITAL IMPROVEMENTS *MEMO*	100,000.00	4a Commercial 113 15.71	61,363,300.00	State and Federal Aid Receivable	304.21
DEBT SERVICE		4b Industrial 30 6.52	25,690,900.00	Other Receivables	140,131.13
Principal Payments	231,666.00	4c Apartments		Total	1,575,842.90
Interest Payments	260,819.35	Total	393,799,557.00	LIABILITIES, RESERVES, AND SURPLUS	
DEFERRED CHARGES	1,001.00	Land Area 6.00 Sq. Miles		Cash Liabilities	546,736.10
SCHOOL, COUNTY, SPECIAL DISTRICT TAXES	8,682,056.25	Net Valuation Taxable-Municipal	395,313,957	Reserves for Receivables	346,344.53
RESERVE FOR UNCOLLECTED TAXES	192,864.32	Net Valuation Taxable-County	696,912,289	Surplus Dec. 31, 1988	682,762.27
EXPENDITURES TOTAL	12,376,557.11	State Equalized Valuation	807,819,799	Total	1,575,842.90
		State Equalization Ratio	48.84		

0435

Population 1980 8,126

Population 1988 10,560

S & P Rating

Moody Rating 9AA1

General Tax Rate Per \$100.

5.08

State Equalized Tax Rate

2.94

WATERFORD TOWNSHIP - CAMDEN CO.

Form of Government:

Township Committee

Number of Members on Governing Body - 5

PER CAPITA:

Gross Debt 783.75

Net Debt 213.82

Debt Service 33.38

Total Tax Levy 768.49

Municipal Expenditures 325.45

PER CENT.

Gross Debt 3.62

Net Debt .99

Tax Levy Collected 96.13

Tax Levy Cancelled, Abated

or Adjusted .01

EXPENDITURES		REVENUES-REALIZED		1988 PROPERTY TAX	
GENERAL GOVERNMENT		1988 Property Taxes Collected		STATE EQUALIZED TAX RATE	
Governing Body & Public Boards		1988 Payments in Lieu of Taxes	7,798,329.31	Local District School Taxes	.94
Municipal Clerk	71,500.00	Delinquent Tax & Lien Collections	257,927.33	Regional & Consolidated School Tax	.53
Financial Administration	34,000.00	Business Personalty Replacement Taxes	23,736.24	School Taxes in Municipal Budget	
Assessment of Taxes	66,100.00	Taxes from Public Utilities	773,131.00	County Taxes	.92
Collection of Taxes	29,500.00	Other Miscellaneous Tax Revenues	130,822.39	County Library Taxes	
Planning, Housing & Development	29,378.14	State Aid Revenues	5,023.91	Local Municipal Purpose Taxes	.56
Human Resources	5,500.00	Federal Aid Revenues	9,602,462.45	Veteran & Senior Citizen Taxes	
Elections	417,235.00	State and Local Fiscal Assistance Act Utilized	550,000.00	Total Taxes for Rate Computation	2.95
General Administration (other)	67,236.00	Sale of Acquired Property	603,511.27	Special District Taxes	
JUDICIARY		Other Miscellaneous Revenues	9,602,462.45	Bank Corp Taxes	5,333.87
Municipal Courts	72,512.21	Prior Years Surplus Appropriated	550,000.00	Added and Omitted Taxes	350,591.43
PUBLIC SAFETY		REVENUES TOTAL	10,152,432.45	Total Taxes Levied - ABSTRACT	3,115,249.32
Fire Protection	587,015.43	Reserve For Uncollected Taxes	375,523.53	Total Taxes Billed	3,112,081.97
Police Protection	108,800.00	CAPITAL OUTLAY TOTAL	404,920.53	1988 TAXES COLLECTED	7,798,329.31
Civil Defense & Disaster Control	212,736.00	Public Enterprises		1988 Taxes Cancelled, Abated or Adjusted	567.38
Environmental Inspection & Control	377,251.80	Recreation—Culture	230,260.33	Transfer to Tax Title Liens or Foreclosed	3,779.54
Other Public Safety	114,836.00	Public Works	174,660.30	Balance Outstanding Dec. 31, 1988	309,405.74
PUBLIC WORKS		Buildings and Grounds		PRIOR YEARS TAXES OUTSTANDING	
Streets and Drainage	212,736.00	Library and Education		Balance January 1, 1988	277,166.90
Sewers and Sewage Processing	377,251.80	Conservation		Collected in 1988	257,245.94
Garbage and Trash Disposal	114,836.00	All Other		Cancelled, Abated or Adjusted 1988	23.43
Public Buildings and Grounds	35,000.00	CAPITAL DEBT AUTHORIZED, DECEMBER 31, 1988		Transfers to Tax Title Liens or Foreclosed	
Other Public Works	1,500.00	ISSUED AND UNISSUED		Balance December 31, 1988	19,397.53
HEALTH and WELFARE		School	5,037,250	TAX TITLE LIENS OUTSTANDING	
Health Services Except Environmental	11,040.00	Self-liquidating	2,139,172	Balance January 1, 1988	13,407.28
Welfare-Public Assistance	4,000.00	Other	3,276,422	Transfer From Taxes	3,779.54
Hospitals, Clinics, First Aid		Total		Redeemed in 1988	631.39
Animal, Insect, & Rodent Control		ISSUED AND OUTSTANDING		Cancelled, Abated or Adjusted (1988)	
Other Welfare Services		School	6,067,250.25	Transfers to Foreclosed Property	
RECREATION and CONSERVATION		Self-liquidating	1,904,172.64	Balance December 31, 1988	16,504.93
Beaches and Boardwalks	26,450.00	Other	7,991,422.39	PROPERTY ACQUIRED BY DEED OR	
Parks, Playgrounds, Shade Trees	100.00	Total		FORECLOSURE	
Land Reclamation & Conservation	4,500.00	EQUALIZED VALUATION BASIS		Balance January 1, 1988	45,186.00
Other Recreational Services		FOR NET DEBT COMPUTATION	223,357.456	Transfers From Taxes or Liens	
EDUCATION (excluding schools)		REAL PROPERTY VALUATIONS		Sale for Cash (1988)	
Libraries	79,600.00	Code Class # of Parcels % VAL'N	ASSESSED VALUATION	Cancelled, Abated or Adjusted (1988)	
Other Educational Services		1 Vacant Land 756 4.93	7,523,345.00	Balance December 31, 1988	45,186.00
STATUTORY EXPENDITURES		2 Residential 2343 82.99	125,339,500.00	CURRENT FINANCES DECEMBER 31, 1988	
Pensions & F. I. C. A.	176,195.00	3 Farm 242 2.52	3,306,950.00	ASSETS	
Employee Fringe Benefits	143,000.00	4a Commercial 131 8.50	12,830,600.00	Cash Dec. 31, 1988	2,795,714.76
Other Statutory Expenditures	12,330.00	4b Industrial 6 .39	594,500.00	Taxes Receivable	329,303.27
CETA And Other Public Employment Programs		4c Apartments 3 .52	932,300.00	Tax Title Liens	16,504.93
MUNICIPAL FUNCTIONS TOTAL	2,695,175.58	Total 3991	151,032,195.00	Foreclosed Property	45,186.00
CAPITAL IMPROVEMENTS *MEMO*	103,000.00	Land Area 36.11 Sq. Miles		Emergencies & Other Deferred Charges	
DEBT SERVICE		Net Valuation Taxable-Municipal	152,785,247	State and Federal Aid Receivable	
Principal Payments	234,891.28	Net Valuation Taxable-County	234,897,423	Other Receivables	84,366.46
Interest Payments	117,607.77	State Equalized Valuation	262,333,099	Total	3,271,575.42
DEFERRED CHARGES	13,563.30	State Equalization Ratio	57.96	LIABILITIES, RESERVES, AND SURPLUS	
SCHOOL, COUNTY, SPECIAL DISTRICT TAXES	6,293,324.02			Cash Liabilities	1,541,541.90
RESERVE FOR UNCOLLECTED TAXES	375,523.53			Reserves for Receivables	475,360.66
EXPENDITURES TOTAL	9,730,035.48			Surplus Dec. 31, 1988	1,254,072.36

1614

Population 1980 46,474
 Population 1988 51,259
 S & P Rating AA
 Moody Rating AA

General Tax Rate Per \$100. 5.50
 State Equalized Tax Rate 1.75

WAYNE TOWNSHIP - PASSAIC COUNTY

Form of Government:

Mayor-Council Plan F (OMCL 50)

Number of Members on Governing Body - 9

PER CAPITA:
 Gross Debt 1,676.40
 Net Debt 497.03
 Debt Service 70.46
 Total Tax Levy 1,443.09
 Municipal Expenditures 601.00

PER CENT:
 Gross Debt 2.55
 Net Debt .76
 Tax Levy Collected 99.23
 Tax Levy Cancelled, Abated or Adjusted

EXPENDITURES		REVENUES-REALIZED		1988 PROPERTY TAX	
GENERAL GOVERNMENT				STATE EQUALIZED TAX RATE	
Governing Body & Public Boards	51,470.00	1988 Property Taxes Collected	73,209,790.01	Local District School Taxes	.84 35,014,540.00
Municipal Clerk	263,432.00	1988 Payments in Lieu of Taxes		Regional & Consolidated School Tax	
Financial Administration	331,132.53	Delinquent Tax & Lien Collections	565,358.50	School Taxes in Municipal Budget	
Assessment of Taxes	189,818.00	Business Personality Replacement Taxes	862,875.32	County Taxes	.43 18,096,595.48
Collection of Taxes	194,133.00	Taxes from Public Utilities	3,162,561.00	County Library Taxes	
Planning, Housing & Development	300,607.00	Other Miscellaneous Tax Revenues		Local Municipal Purpose Taxes	.47 19,829,295.19
Human Resources	432,951.05	State Aid Revenues	907,553.39	Veteran & Senior Citizen Taxes	329,200.00
Elections		Federal Aid Revenues		Total Taxes for Rate Computation	1.74 73,269,630.67
General Administration (other)	3,713,292.50	State and Local Fiscal Assistance Act Utilized		Special District Taxes	
JUDICIARY		Sole of Acquired Property		Bank Corp. Taxes	216,447.11
Municipal Courts	259,538.59	Other Miscellaneous Revenues		Added and Omitted Taxes	814,670.24
PUBLIC SAFETY		Total	81,666,512.49	Total Taxes Levied - ABSTRACT	73,971,548.02
Fire Protection	348,491.00	Prior Years Surplus Appropriated	3,933,905.12	Total Taxes Billed	73,780,539.77
Police Protection	5,780,862.28	REVENUES TOTAL	85,600,417.61	1988 TAXES COLLECTED	73,209,790.01
Civil Defense & Disaster Control	24,640.00	Reserve For Uncollected Taxes	2,039,657.94	1988 Taxes Cancelled, Abated or Adjusted	3,429.24
Environmental Inspection & Control	56,421.00	CAPITAL OUTLAY TOTAL	4,425,675.52	Transfer to Tax Title Liens or Foreclosed	484.00
Other Public Safety				Balance Outstanding Dec. 31, 1988	566,836.52
PUBLIC WORKS				PRIOR YEARS TAXES OUTSTANDING	
Streets and Drainage	1,975,046.00	Public Enterprises	1,324,476.73	Balance January 1, 1988	679,190.84
Sewers and Sewage Processing		Recreation—Culture	220,477.92	Collected in 1988	566,683.17
Garbage and Trash Disposal	3,993,000.00	Public Works	1,456,703.54	Cancelled, Abated or Adjusted 1988	111,772.96
Public Buildings and Grounds	393,414.00	Buildings and Grounds	1,221,740.70	Transfers to Tax Title Liens or Foreclosed	353.65
Other Public Works	352,319.00	Library and Education	202,276.53	Balance December 31, 1988	381.06
HEALTH and WELFARE		Conservation		TAX TITLE LIENS OUTSTANDING	
Health Services Except Environmental	439,552.00	All Other		Balance January 1, 1988	3,596.02
Welfare-Public Assistance	52,550.00	CAPITAL DEBT AUTHORIZED, DECEMBER 31, 1988		Transfer From Taxes	917.83
Hospitals, Clinics, First Aid	10,000.00	ISSUED AND UNISSUED		Redeemed in 1988	3,235.89
Animal, Insect, & Rodent Control	45,000.00	School	5,721,000	Cancelled, Abated or Adjusted (1988)	
Other Welfare Services		Self-Liquidating	50,976,096	Transfers to Foreclosed Property	316.89
RECREATION and CONSERVATION		Other	29,233,344	Balance December 31, 1988	961.07
Beaches and Boardwalks		Total	85,930,441	PROPERTY ACQUIRED BY DEED OR FORECLOSURE	
Parks, Playgrounds, Shade Trees	723,233.00	ISSUED AND OUTSTANDING		Balance January 1, 1988	568,756.00
Land Reclamation & Conservation	11,630.00	School	5,721,000.00	Transfers From Taxes or Liens	324.79
Other Recreational Services	263,953.00	Self-Liquidating	45,317,750.00	Sale for Cash (1988)	
EDUCATION (excluding schools)		Other	24,422,250.00	Cancelled, Abated or Adjusted (1988)	
Libraries	1,333,339.00	Total	75,461,000.00	Balance December 31, 1988	569,080.79
Other Educational Services	18,433.00	EQUALIZED VALUATION BASIS		CURRENT FINANCES DECEMBER 31, 1988	
STATUTORY EXPENDITURES		FOR NET DEBT COMPUTATION	3,368,499.922	ASSETS	
Pensions & F. I. C. A.	1,691,306.00	REAL PROPERTY VALUATIONS		Cash Dec. 31, 1988	8,396,387.22
Employee Fringe Benefits	1,253,300.00	Code Class # of Parcels % VAL'N		Taxes Receivable	567,217.58
Other Statutory Expenditures		1 Vacant Land 1322 4.57	60,342,800.00	Tax Title Liens	961.07
CETA And Other Public Employment Programs		2 Residential 14138 62.73	827,655,100.00	Foreclosed Property	569,080.79
MUNICIPAL FUNCTIONS TOTAL	24,503,524.15	3 Farm 37 .08	1,096,800.00	Emergencies & Other Deferred Charges	625,735.67
CAPITAL IMPROVEMENTS *MEMO*	365,000.00	4a Commercial 448 25.29	333,724,300.00	State and Federal Aid Receivable	61,415.27
DEBT SERVICE		4b Industrial 85 5.90	77,873,200.00	Other Receivables	4,560.56
Principal Payments	2,425,000.00	4c Apartments 8 1.42	18,717,800.00	Total	10,225,358.16
Interest Payments	1,186,634.33	Total 16038	1,319,410,500.00	LIABILITIES, RESERVES, AND SURPLUS	
DEFERRED CHARGES	596,695.82	Land Area 24.89 Sq. Miles		Cash Liabilities	4,484,842.22
SCHOOL, COUNTY, SPECIAL DISTRICT TAXES	53,111,135.43	Net Valuation Taxable-Municipal	1,323,035,238	Reserves for Receivables	1,141,820.00
RESERVE FOR UNCOLLECTED TAXES	2,039,657.94	Net Valuation Taxable-County	3,611,156,498	Surplus Dec. 31, 1988	4,598,695.94
EXPENDITURES TOTAL	83,917,697.72	State Equalized Valuation	4,157,714,361	Total	10,225,358.16
		State Equalization Ratio	31.30		

0911

Population 1980 13,163

Population 1988 12,619

S & P Rating

Moody Rating BAA

General Tax Rate Per \$100.

10.35

State Equalized Tax Rate

2.14

WEEHAWKEN TOWNSHIP - HUDSON CO.

Form of Government:

Council-Manager Plan C (OMCL 50)

Number of Members on Governing Body - 7

PER CAPITAL:

Gross Debt 354.04

Net Debt 321.95

Debt Service 65.14

Total Tax Levy 1,112.58

Municipal Expenditures 819.58

PER CENT:

Gross Debt .93

Net Debt .85

Tax Levy Collected 98.07

Tax Levy Cancelled, Abated

or Adjusted

EXPENDITURES		REVENUES-REALIZED		1988 PROPERTY TAX	
GENERAL GOVERNMENT				STATE EQUALIZED TAX RATE	
Governing Body & Public Boards	64,450.00	1988 Property Taxes Collected	13,757,501.02	Local District School Taxes .31	5,145,383.00
Municipal Clerk	60,568.50	1988 Payments in Lieu of Taxes	31,593.52	Regional & Consolidated School Tax	
Financial Administration	127,917.00	Delinquent Tax & Lien Collections	32,341.56	School Taxes in Municipal Budget	
Assessment of Taxes		Business Personalty Replacement Taxes	504,136.03	County Taxes .56 *	3,537,846.09
Collection of Taxes	63,797.00	Taxes from Public Utilities	441,831.00	County Library Taxes	
Planning, Housing & Development	52,825.00	Other Miscellaneous Tax Revenues		Local Municipal Purpose Taxes .77	4,881,949.86
Human Resources	166,841.01	State Aid Revenues	1,952,049.21	Veteran & Senior Citizen Taxes	40,500.00
Elections	4,367.50	Federal Aid Revenues		Total Taxes for Rate Computation 2.14	13,605,678.95
General Administration (other)	1,245,538.03	State and Local Fiscal Assistance Act Utilized		Special District Taxes	433,610.00
JUDICIARY		Sale of Acquired Property		Bank Corp. Taxes	12,779.44
Municipal Courts	186,000.00	Other Miscellaneous Revenues	2,529,541.74	Added and Omitted Taxes	28,093.05
PUBLIC SAFETY		Total	19,354,994.23	Total Taxes Levied - ABSTRACT	14,039,561.44
Fire Protection	2,151,351.11	Prior Years Surplus Appropriated		Total Taxes Billed	14,027,789.17
Police Protection	1,980,012.99	REVENUES TOTAL	19,354,994.23	1988 TAXES COLLECTED	13,757,501.02
Civil Defense & Disaster Control		Reserve For Uncollected Taxes	121,969.44	1988 Taxes Cancelled, Abated or Adjusted	318.09
Environmental Inspection & Control	86,613.00	CAPITAL OUTLAY TOTAL	347,753.29	Transfer to Tax Title Liens or Foreclosed	
Other Public Safety				Balance Outstanding Dec. 31, 1988	190,637.00
PUBLIC WORKS				PRIOR YEARS TAXES OUTSTANDING	
Streets and Drainage	456,065.00	Public Enterprises		Balance January 1, 1988	81,192.34
Sewers and Sewage Processing	73,000.00	Recreation—Culture		Collected in 1988	81,189.77
Garbage and Trash Disposal		Public Works	336,933.39	Cancelled, Abated or Adjusted 1988	2.57
Public Buildings and Grounds	103,374.00	Buildings and Grounds	10,319.40	Transfers to Tax Title Liens or Foreclosed	
Other Public Works	81,732.00	Library and Education		Balance December 31, 1988	
HEALTH and WELFARE		Conservation		TAX TITLE LIENS OUTSTANDING	
Health Services Except Environmental	62,543.00	All Other		Balance January 1, 1988	1,151.79
Welfare-Public Assistance	34,998.00	CAPITAL DEBT AUTHORIZED, DECEMBER 31, 1988		Transfer From Taxes	
Hospitals, Clinics, First Aid		ISSUED AND UNISSUED		Redeemed in 1988	1,151.79
Animal, Insect, & Rodent Control		School	405,000	Cancelled, Abated or Adjusted (1988)	
Other Welfare Services		Self-liquidating		Transfers to Foreclosed Property	
RECREATION and CONSERVATION		Other	4,062,632	Balance December 31, 1988	
Beaches and Boardwalks		Total	4,467,632	PROPERTY ACQUIRED BY DEED OR	
Parks, Playgrounds, Shade Trees				FORECLOSURE	
Land Reclamation & Conservation	16,000.00	ISSUED AND OUTSTANDING		Balance January 1, 1988	
Other Recreational Services	70,500.00	School	405,000.00	Transfers From Taxes or Liens	
EDUCATION (excluding schools)		Self-Liquidating		Sale for Cash (1988)	
Libraries	135,930.00	Other	2,590,932.00	Cancelled, Abated or Adjusted (1988)	
Other Educational Services		Total	2,995,932.00	Balance December 31, 1988	
STATUTORY EXPENDITURES		EQUALIZED VALUATION BASIS		CURRENT FINANCES DECEMBER 31, 1988	
Pensions & F. I. C. A.	945,066.22	FOR NET DEBT COMPUTATION	473,213,172	ASSETS	
Employee Fringe Benefits	566,660.00	REAL PROPERTY VALUATIONS		Cash Dec. 31, 1988	730,718.50
Other Statutory Expenditures		Code Class # of Parcels % VAL'N	ASSESSED VALUATION	Taxes Receivable	190,637.00
CETA And Other Public Employment Programs		1 Vacant Land 111 11.63	15,200,335.00	Tax Title Liens	
MUNICIPAL FUNCTIONS TOTAL	3,747,204.41	2 Residential 1567 46.12	60,291,329.00	Foreclosed Property	
CAPITAL IMPROVEMENTS *MEMO*	35,000.00	3 Farm		Emergencies & Other Deferred Charges	180,568.80
DEBT SERVICE		4a Commercial 61 19.63	25,661,850.00	State and Federal Aid Receivable	3,002.14
Principal Payments	487,932.00	4b Industrial 38 11.74	15,347,100.00	Other Receivables	824,299.16
Interest Payments	334,045.50	4c Apartments 132 10.89	14,233,700.00	Total	1,929,225.60
TYPE I SCHL DEBT *MEMO	15,386.25	Total 1909	130,734,814.00	LIABILITIES, RESERVES, AND SURPLUS	
DEFERRED CHARGES	651,069.10	Land Area .78 Sq. Miles		Cash Liabilities	1,682,700.92
SCHOOL, COUNTY, SPECIAL DISTRICT TAXES	9,116,839.09	Net Valuation Taxable-Municipal	131,083,297	Reserves for Receivables	214,936.16
RESERVE FOR UNCOLLECTED TAXES	121,969.44	Net Valuation Taxable-County	510,056,683	Surplus Dec. 31, 1988	31,588.52
EXPENDITURES TOTAL	19,459,059.54	State Equalized Valuation	631,917,633	Total	1,929,225.60
		State Equalization Ratio	20.70		

1987/3000

* ABOVE DEBT SERVICE INCLUDES TYPE I SCHOOL DEBT

603

*Includes County Health Service Taxes or County Vocational School Taxes. See Table 13.

0819

Population 1980 2,303
 Population 1988 2,251
 S & P Rating
 Moody Rating

General Tax Rate Per \$100.

3.53

State Equalized Tax Rate

2.26

WENONAH BOROUGH - GLOUCESTER CO.

Form of Government:

Borough Council

Number of Members on Governing Body - 6

PER CAPITA:

Grass Debt 316.03
 Net Debt 50.32
 Debt Service 19.16
 Total Tax Levy 896.30
 Municipal Expenditures 311.40

PER CENT:

Grass Debt .95
 Net Debt .15
 Tax Levy Collected 98.46
 Tax Levy Cancelled, Abated
 or Adjusted

EXPENDITURES		REVENUES-REALIZED		1988 PROPERTY TAX	
GENERAL GOVERNMENT				STATE EQUALIZED TAX RATE	
Governing Body & Public Boards		1988 Property Taxes Collected	1,987,784.00	Local District School Taxes	434,162.00
Municipal Clerk	6,600.00	1988 Payments in Lieu of Taxes		Regional & Consolidated School Tax	588,481.89
Financial Administration	4,862.00	Delinquent Tax & Lien Collections	36,704.82	School Taxes in Municipal Budget	
Assessment of Taxes	5,027.50	Business Personalty Replacement Taxes	3,976.40	County Taxes	586,499.77
Collection of Taxes	34,057.29	Taxes from Public Utilities	112,157.00	County Library Taxes	
Planning, Housing & Development	800.00	Other Miscellaneous Tax Revenues		Local Municipal Purpose Taxes	389,000.00
Human Resources	6,044.70	State Aid Revenues	47,273.32	Veteran & Senior Citizen Taxes	15,850.00
Elections	1,200.00	Federal Aid Revenues		Total Taxes for Rate Computation	2,013,993.66
General Administration (other)	33,868.76	State and Local Fiscal Assistance Act Utilized		Special District Taxes	
JUDICIARY		Sale of Acquired Property		Bank Corp. Taxes	402.43
Municipal Courts	7,700.00	Other Miscellaneous Revenues	118,966.73	Added and Omitted Taxes	19,017.04
PUBLIC SAFETY		Total	2,306,862.27	Total Taxes Levied - ABSTRACT	2,017,563.13
Fire Protection	31,006.32	Prior Years Surplus Appropriated	164,862.18	Total Taxes Billed	2,018,829.64
Police Protection	131,050.45	REVENUES TOTAL	2,471,724.45	1988 TAXES COLLECTED	1,987,784.00
Civil Defense & Disaster Control		Reserve For Uncollected Taxes	38,780.00	1988 Taxes Cancelled, Abated or Adjusted	
Environmental Inspection & Control	9,950.00			Transfer to Tax Title Liens or Foreclosed	1,532.98
Other Public Safety				Balance Outstanding Dec. 31, 1988	29,512.66
PUBLIC WORKS		CAPITAL OUTLAY TOTAL		PRIOR YEARS TAXES OUTSTANDING	
Streets and Drainage	98,150.00	Public Enterprises		Balance January 1, 1988	29,404.60
Sewers and Sewage Processing		Recreation—Culture		Collected in 1988	29,404.60
Garbage and Trash Disposal	44,575.00	Public Works		Cancelled, Abated or Adjusted 1988	
Public Buildings and Grounds	24,895.00	Buildings and Grounds		Transfers to Tax Title Liens or Foreclosed	
Other Public Works		Library and Education		Balance December 31, 1988	
HEALTH and WELFARE		Conservation		TAX TITLE LIENS OUTSTANDING	
Health Services Except Environmental	555.00	All Other		Balance January 1, 1988	7,338.50
Welfare-Public Assistance	600.00			Transfer From Taxes	1,532.98
Hospitals, Clinics, First Aid		CAPITAL DEBT AUTHORIZED, DECEMBER 31, 1988		Redeemed in 1988	7,300.22
Animal, Insect, & Rodent Control	300.00	ISSUED AND UNISSUED GROSS DEBT NET DEBT		Cancelled, Abated or Adjusted (1988)	
Other Welfare Services		School 428,829		Transfers to Foreclosed Property	
RECREATION and CONSERVATION		Self-Liquidating 169,300		Balance December 31, 1988	1,571.26
Beaches and Boardwalks		Other 113,260	113,260	PROPERTY ACQUIRED BY DEED OR FORECLOSURE	
Parks, Playgrounds, Shade Trees	6,054.00	Total 711,339	113,260	Balance January 1, 1988	45,100.00
Land Reclamation & Conservation	250.00			Transfers From Taxes or Liens	
Other Recreational Services	200.00	ISSUED AND OUTSTANDING		Sale for Cash (1988)	
EDUCATION (excluding schools)		School 428,829.60		Cancelled, Abated or Adjusted (1988)	
Libraries	12,594.16	Self-Liquidating 113,260.00		Balance December 31, 1988	45,100.00
Other Educational Services		Other 542,089.60		CURRENT FINANCES DECEMBER 31, 1988	
STATUTORY EXPENDITURES		Total	542,089.60	ASSETS	
Pensions & F. I. C. A.	35,967.58	EQUALIZED VALUATION BASIS		Cash Dec. 31, 1988	600,074.57
Employee Fringe Benefits	17,723.00	FOR NET DEBT COMPUTATION	75,193,830	Taxes Receivable	29,512.66
Other Statutory Expenditures		REAL PROPERTY VALUATIONS		Tax Title Liens	1,571.26
CETA And Other Public Employment Programs		Code Class # of Parcels % VAL'N		Foreclosed Property	45,100.00
MUNICIPAL FUNCTIONS TOTAL	619,050.76	1 Vacant Land 159 3.43	1,929,100.00	Emergencies & Other Deferred Charges	
CAPITAL IMPROVEMENTS *MEMO*	9,914.29	2 Residential 759 94.06	52,965,100.00	State and Federal Aid Receivable	
DEBT SERVICE		3 Farm		Other Receivables	2,535.11
Principal Payments	32,000.00	4a Commercial 12 2.36	1,329,800.00	Total	678,793.60
Interest Payments	11,136.75	4b Industrial		LIABILITIES, RESERVES, AND SURPLUS	
		4c Apartments 1 .15	85,000.00	Cash Liabilities	395,508.63
		Total 931	56,309,000.00	Reserves for Receivables	78,719.03
DEFERRED CHARGES		Land Area .99 Sq. Miles		Surplus Dec. 31, 1988	204,565.94
SCHOOL, COUNTY, SPECIAL DISTRICT TAXES	1,609,143.66	Net Valuation Taxable-Municipal	56,650,044	Total	678,793.60
RESERVE FOR UNCOLLECTED TAXES	38,780.00	Net Valuation Taxable-County	74,803,502		
EXPENDITURES TOTAL	2,310,111.17	State Equalized Valuation	88,351,360		
		State Equalization Ratio	63.98		

1026

Population 1980 2,299
 Population 1988 2,232
 S & P Rating
 Moody Rating

General Tax Rate Per \$100. 2.56
 State Equalized Tax Rate 1.50

WEST AMWELL TWP. - HUNTERDON CO.

Form of Government:

Township Committee

Number of Members on Governing Body - 3

PER CAPITA:

Gross Debt
 Net Debt
 Debt Service
 Total Tax Levy 1,193.59
 Municipal Expenditures 303.57

PER CENT:

Gross Debt
 Net Debt
 Tax Levy Collected 94.08
 Tax Levy Cancelled, Abated or Adjusted .61

EXPENDITURES		REVENUES-REALIZED		1988 PROPERTY TAX	
GENERAL GOVERNMENT				STATE EQUALIZED TAX RATE → .49	
Governing Body & Public Boards		1988 Property Taxes Collected	2,540,680.02	Local District School Taxes	867,211.00
Municipal Clerk		1988 Payments in Lieu of Taxes		Regional & Consolidated School Tax	1,024,769.54
Financial Administration	31,000.00	Delinquent Tax & Lien Collections	236,266.21	School Taxes in Municipal Budget	
Assessment of Taxes	10,453.00	Business Personalty Replacement Taxes	30,141.96	County Taxes	631,550.90
Collection of Taxes	23,700.00	Taxes from Public Utilities	592,078.00	County Library Taxes	31,506.99
Planning, Housing & Development	23,700.00	Other Miscellaneous Tax Revenues		Local Municipal Purpose Taxes	103,009.13
Human Resources	3,057.00	State Aid Revenues	23,165.32	Veteran & Senior Citizen Taxes	22,150.00
Elections		Federal Aid Revenues		Total Taxes for Rate Computation	2,630,197.91
General Administration (other)	224,374.18	State and Local Fiscal Assistance Act Utilized	418.93	Special District Taxes	
JUDICIARY		Sale of Acquired Property		Bank Corp. Taxes	
Municipal Courts	20,500.00	Other Miscellaneous Revenues	339,559.15	Added and Omitted Taxes	6,051.74
PUBLIC SAFETY		Total	4,062,309.64	Total Taxes Levied - ABSTRACT	2,664,099.65
Fire Protection	31,321.60	Prior Years Surplus Appropriated	725,986.94	Total Taxes Billed	2,700,604.17
Police Protection	160,944.81	REVENUES TOTAL	4,783,296.53	1988 TAXES COLLECTED	2,540,680.02
Civil Defense & Disaster Control	1,500.00	Reserve For Uncollected Taxes	254,522.02	1988 Taxes Cancelled, Abated or Adjusted	16,603.95
Environmental Inspection & Control	19,175.00			Transfer to Tax Title Liens or Foreclosed	1,743.48
Other Public Safety				Balance Outstanding Dec. 31, 1988	141,571.72
PUBLIC WORKS		CAPITAL OUTLAY TOTAL	37,283.59	PRIOR YEARS TAXES OUTSTANDING	
Streets and Drainage	360,995.00	Public Enterprises		Balance January 1, 1988	266,523.74
Sewers and Sewage Processing	1,958.71	Recreation—Culture		Collected in 1988	232,328.66
Garbage and Trash Disposal	140,000.00	Public Works	35,121.41	Cancelled, Abated or Adjusted 1988	
Public Buildings and Grounds	293,100.00	Buildings and Grounds	2,152.13	Transfers to Tax Title Liens or Foreclosed	
Other Public Works		Library and Education		Balance December 31, 1988	34,195.08
HEALTH and WELFARE		Conservation		TAX TITLE LIENS OUTSTANDING	
Health Services Except Environmental	7,400.00	All Other		Balance January 1, 1988	12,477.94
Welfare-Public Assistance	1,750.00			Transfer From Taxes	1,743.48
Hospitals, Clinics, First Aid		CAPITAL DEBT AUTHORIZED, DECEMBER 31, 1988		Redeemed in 1988	3,737.55
Animal, Insect, & Rodent Control		ISSUED AND UNISSUED GROSS DEBT		Cancelled, Abated or Adjusted (1988)	
Other Welfare Services		School		Transfers to Foreclosed Property	
RECREATION and CONSERVATION		Self-liquidating		Balance December 31, 1988	10,233.37
Beaches and Boardwalks		Other		PROPERTY ACQUIRED BY DEED OR FORECLOSURE	
Parks, Playgrounds, Shade Trees	5,253.40	Total		Balance January 1, 1988	16,650.00
Land Reclamation & Conservation	13,600.00	ISSUED AND OUTSTANDING		Transfers From Taxes or Liens	
Other Recreational Services	1,550.00	School		Sale for Cash (1988)	
EDUCATION (excluding schools)		Self-liquidating		Cancelled, Abated or Adjusted (1988)	
Libraries		Other		Balance December 31, 1988	16,650.00
Other Educational Services	7,000.00	Total		CURRENT FINANCES DECEMBER 31, 1988	
STATUTORY EXPENDITURES		EQUALIZED VALUATION BASIS		ASSETS	
Pensions & F. I. C. A.	44,300.00	FOR NET DEBT COMPUTATION	145,057,456	Cash Dec. 31, 1988	1,935,001.33
Employee Fringe Benefits	15,500.00	REAL PROPERTY VALUATIONS		Taxes Receivable	175,766.30
Other Statutory Expenditures	500.00	Code Class # of Parcels % VAL'N	ASSESSED VALUATION	Tax Title Liens	10,233.37
CETA And Other Public Employment Programs		1 Vacant Land 255 5.98	6,139,522.00	Foreclosed Property	16,650.00
MUNICIPAL FUNCTIONS TOTAL	1,443,227.70	2 Residential 648 62.15	64,332,571.00	Emergencies & Other Deferred Charges	77,513.25
CAPITAL IMPROVEMENTS *MEMO*	30,000.00	3 Farm 321 17.72	13,350,144.00	State and Federal Aid Receivable	2,010.32
DEBT SERVICE		4a Commercial 33 5.22	5,411,650.00	Other Receivables	7,114.31
Principal Payments		4b Industrial 10 3.37	3,667,553.00	Total	2,275,351.43
Interest Payments		4c Apartments 4 .56	535,250.00	LIABILITIES, RESERVES, AND SURPLUS	
		Total 1271	103,536,690.00	Cash Liabilities	313,132.76
DEFERRED CHARGES	80,313.65	Land Area 21.60 Sq. Miles		Reserves for Receivables	209,320.48
SCHOOL, COUNTY, SPECIAL DISTRICT TAXES	2,555,038.73	Net Valuation Taxable-Municipal	104,209,594	Surplus Dec. 31, 1988	1,752,398.24
RESERVE FOR UNCOLLECTED TAXES	264,522.02	Net Valuation Taxable-County	142,763,952	Total	2,275,351.48
EXPENDITURES TOTAL	4,343,502.10	State Equalized Valuation	177,452,451		
		State Equalization Ratio	58.53		

0721

Population 1980 **11,407**
 Population 1988 **11,420**
 S & P Rating
 Moody Rating

General Tax Rate Per \$100.

1.72

State Equalized Tax Rate

1.96

WEST CALDWELL TOWNSHIP - ESSEX CO.**Form of Government:****Borough Council****Number of Members on Governing Body - 6**

PER CAPITA:

Gross Debt **833.55**Net Debt **377.74**Debt Service **44.40**Total Tax Levy **1,780.32**Municipal Expenditures **655.01**

PER CENT:

Gross Debt **1.10**Net Debt **.50**Tax Levy Collected **98.10**

Tax Levy Cancelled, Abated

or Adjusted **.27**

EXPENDITURES		REVENUES-REALIZED		1988 PROPERTY TAX	
GENERAL GOVERNMENT				STATE EQUALIZED TAX RATE →	
Governing Body & Public Boards	5,000.00	1988 Property Taxes Collected	19,891,855.82	Local District School Taxes	.88 9,057,274.39
Municipal Clerk		1988 Payments in Lieu of Taxes		Regional & Consolidated School Tax	
Financial Administration	142,020.00	Delinquent Tax & Lien Collections	293,033.57	School Taxes in Municipal Budget	
Assessment of Taxes	65,600.00	Business Personalty Replacement Taxes	242,160.08	County Taxes	.68 6,980,977.11
Collection of Taxes	56,325.00	Taxes from Public Utilities	1,112,170.00	County Library Taxes	
Planning, Housing & Development	75,475.00	Other Miscellaneous Tax Revenues		Local Municipal Purpose Taxes	.40 4,119,982.30
Human Resources	77,932.40	State Aid Revenues	111,961.87	Veteran & Senior Citizen Taxes	
Elections	3,375.00	Federal Aid Revenues		Total Taxes for Rate Computation	1.96 20,227,933.80
General Administration (other)	847,404.00	State and Local Fiscal Assistance Act Utilized		Special District Taxes	
JUDICIARY		Sale of Acquired Property	831,052.37	Bank Corp. Taxes	67,509.49
Municipal Courts	76,550.00	Other Miscellaneous Revenues	22,532,233.71	Added and Omitted Taxes	105,503.24
PUBLIC SAFETY		Total	900,000.00	Total Taxes Levied - ABSTRACT	20,331,246.53
Fire Protection	80,425.84	Prior Years Surplus Appropriated	23,432,233.71	Total Taxes Billed	20,276,978.68
Police Protection	1,301,325.23	REVENUES TOTAL	1,034,994.92	1988 TAXES COLLECTED	19,891,855.82
Civil Defense & Disaster Control	2,700.00	Reserve For Uncollected Taxes	816,612.05	1988 Taxes Cancelled, Abated or Adjusted	54,559.83
Environmental Inspection & Control	110,450.00			Transfer to Tax Title Liens or Foreclosed	3,680.80
Other Public Safety				Balance Outstanding Dec. 31, 1988	326,882.23
PUBLIC WORKS				PRIOR YEARS TAXES OUTSTANDING	
Streets and Drainage	420,530.00			Balance January 1, 1988	286,808.76
Sewers and Sewage Processing	997,258.69			Collected in 1988	286,795.08
Garbage and Trash Disposal	60,006.00			Cancelled, Abated or Adjusted 1988	
Public Buildings and Grounds	105,025.00			Transfers to Tax Title Liens or Foreclosed	
Other Public Works	27,000.00			Balance December 31, 1988	13.68
HEALTH and WELFARE				TAX TITLE LIENS OUTSTANDING	
Health Services Except Environmental	73,906.00			Balance January 1, 1988	26,106.10
Welfare-Public Assistance	13,050.00			Transfer From Taxes	3,680.80
Hospitals, Clinics, First Aid				Redeemed in 1988	6,238.49
Animal, Insect, & Rodent Control				Cancelled, Abated or Adjusted (1988)	
Other Welfare Services				Transfers to Foreclosed Property	
RECREATION and CONSERVATION				Balance December 31, 1988	23,548.41
Beaches and Boardwalks				PROPERTY ACQUIRED BY DEED OR FORECLOSURE	
Parks, Playgrounds, Shade Trees	288,475.00			Balance January 1, 1988	16,600.00
Land Reclamation & Conservation	87,415.30			Transfers From Taxes or Liens	
Other Recreational Services	15,538.22			Sale for Cash (1988)	
EDUCATION (excluding schools)				Cancelled, Abated or Adjusted (1988)	
Libraries	366,201.00			Balance December 31, 1988	16,600.00
Other Educational Services				CURRENT FINANCES DECEMBER 31, 1988	
STATUTORY EXPENDITURES				ASSETS	
Pensions & F. I. C. A.	370,522.77			Cash Dec. 31, 1988	1,869,476.52
Employee Fringe Benefits	199,350.00			Taxes Receivable	326,895.91
Other Statutory Expenditures				Tax Title Liens	23,548.41
CETA And Other Public Employment Programs				Foreclosed Property	16,600.00
MUNICIPAL FUNCTIONS TOTAL	5,869,370.45			Emergencies & Other Deferred Charges	159,000.00
CAPITAL IMPROVEMENTS *MEMO*	55,000.00			State and Federal Aid Receivable	1,787.84
DEBT SERVICE				Other Receivables	25,040.44
Principal Payments	328,350.00			Total	2,422,349.12
Interest Payments	173,675.68			LIABILITIES, RESERVES, AND SURPLUS	
DEFERRED CHARGES				Cash Liabilities	657,041.56
SCHOOL, COUNTY, SPECIAL DISTRICT TAXES	68,371.96			Reserves for Receivables	392,084.76
RESERVE FOR UNCOLLECTED TAXES	16,038,251.50			Surplus Dec. 31, 1988	1,373,222.80
EXPENDITURES TOTAL	23,518,514.51			Total	2,422,349.12

0512

Population 1980 1,091
 Population 1988 1,260
 S & P Rating
 Moody Rating

General Tax Rate Per \$100.

2.36

State Equalized Tax Rate

1.54

WEST CAPE MAY BORO. - CAPE MAY CO.

Form of Government:

Commission (1911)

Number of Members on Governing Body - 3

PER CAPITA.

Gross Debt 156.33
 Net Debt 57.32
 Debt Service 8.90
 Total Tax Levy 913.60
 Municipal Expenditures 434.71

PER CENT:

Gross Debt .32
 Net Debt .12
 Tax Levy Collected 87.42
 Tax Levy Cancelled, Abated or Adjusted

EXPENDITURES		REVENUES-REALIZED		1988 PROPERTY TAX	
GENERAL GOVERNMENT				STATE EQUALIZED TAX RATE	
Governing Body & Public Boards		1988 Property Taxes Collected	1,005,400.96	Local District School Taxes	.35 258,302.00
Municipal Clerk		1988 Payments in Lieu of Taxes		Regional & Consolidated School Tax	.54 397,367.00
Financial Administration	17,750.00	Delinquent Tax & Lien Collections	143,902.00	School Taxes in Municipal Budget	
Assessment of Taxes	30,740.00	Business Personality Replacement Taxes	4,803.43	County Taxes	.36 266,077.29
Collection of Taxes	14,450.00	Taxes from Public Utilities	34,246.00	County Library Taxes	.02 15,234.45
Planning, Housing & Development	7,700.00	Other Miscellaneous Tax Revenues		Local Municipal Purpose Taxes	.27 202,554.36
Human Resources		State Aid Revenues	6,909.75	Veteran & Senior Citizen Taxes	
Elections	1,000.00	Federal Aid Revenues		Total Taxes for Rate Computation	1.54 1,154,435.60
General Administration (other)	69,947.00	State and Local Fiscal Assistance Act Utilized		Special District Taxes	
JUDICIARY		Sale of Acquired Property		Bank Corp. Taxes	1,007.26
Municipal Courts	14,900.00	Other Miscellaneous Revenues	117,012.34	Added and Omitted Taxes	10,544.10
PUBLIC SAFETY		Total	1,362,341.23	Total Taxes Levied - ABSTRACT	1,151,136.96
Fire Protection	10,700.00	Prior Years Surplus Appropriated	123,000.00	Total Taxes Billed	1,150,114.70
Police Protection	32,099.40	REVENUES TOTAL	1,490,341.23	1988 TAXES COLLECTED	1,005,460.96
Civil Defense & Disaster Control	1,750.00	Reserve For Uncollected Taxes	133,257.69	1988 Taxes Cancelled, Abated or Adjusted	
Environmental Inspection & Control	15,465.00	CAPITAL OUTLAY TOTAL	45,323.00	Transfer to Tax Title Liens or Foreclosed	13,162.01
Other Public Safety				Balance Outstanding Dec. 31, 1988	131,491.73
PUBLIC WORKS				PRIOR YEARS TAXES OUTSTANDING	
Streets and Drainage	46,800.00	Public Enterprises		Balance January 1, 1988	104,173.53
Sewers and Sewage Processing	1,900.00	Recreation—Culture		Collected in 1988	104,102.62
Garbage and Trash Disposal		Public Works	33,797.00	Cancelled, Abated or Adjusted 1988	
Public Buildings and Grounds	23,900.00	Buildings and Grounds	11,526.00	Transfers to Tax Title Liens or Foreclosed	
Other Public Works		Library and Education		Balance December 31, 1988	70.91
HEALTH and WELFARE		Conservation		TAX TITLE LIENS OUTSTANDING	
Health Services Except Environmental	550.00	All Other		Balance January 1, 1988	53,365.36
Welfare-Public Assistance	5,450.00	CAPITAL DEBT AUTHORIZED, DECEMBER 31, 1988		Transfer From Taxes	13,162.01
Hospitals, Clinics, First Aid		ISSUED AND UNISSUED		Redeemed in 1988	39,805.38
Animal, Insect, & Rodent Control		School	124,126	Cancelled, Abated or Adjusted (1988)	
Other Welfare Services		Self-Liquidating		Transfers to Foreclosed Property	
RECREATION and CONSERVATION		Other	72,850	Balance December 31, 1988	31,721.99
Beaches and Boardwalks		Total	196,976	PROPERTY ACQUIRED BY DEED OR FORECLOSURE	
Parks, Playgrounds, Shade Trees	900.00	ISSUED AND OUTSTANDING		Balance January 1, 1988	8,582.00
Land Reclamation & Conservation	12,900.00	School	124,126.12	Transfers From Taxes or Liens	
Other Recreational Services	1,300.00	Self-Liquidating		Sale for Cash (1988)	
EDUCATION (excluding schools)		Other	65,650.00	Cancelled, Abated or Adjusted (1988)	
Libraries		Total	189,776.12	Balance December 31, 1988	8,582.00
Other Educational Services		EQUALIZED VALUATION BASIS		CURRENT FINANCES DECEMBER 31, 1988	
STATUTORY EXPENDITURES		FOR NET DEBT COMPUTATION	60,750,727	ASSETS	
Pensions & F. I. C. A.	23,035.00	REAL PROPERTY VALUATIONS		Cash Dec. 31, 1988	630,474.37
Employee Fringe Benefits	5,000.00	Code Class # of Parcels % VAL'N		Taxes Receivable	131,562.64
Other Statutory Expenditures	1,900.00	1 Vacant Land 163 3.33	1,512,150.00	Tax Title Liens	31,721.99
CETA And Other Public Employment Programs		2 Residential 701 34.12	33,190,150.00	Foreclosed Property	8,582.00
MUNICIPAL FUNCTIONS	390,136.40	3 Farm 24 1.19	463,700.00	Emergencies & Other Deferred Charges	6,471.63
CAPITAL IMPROVEMENTS	5,000.00	4a Commercial 93 10.49	4,140,100.00	State and Federal Aid Receivable	
DEBT SERVICE		4b Industrial		Other Receivables	59,373.21
Principal Payments	10,900.00	4c Apartments 2 .37	145,100.00	Total	868,185.34
Interest Payments	320.21	Total 983	39,456,200.00	LIABILITIES, RESERVES, AND SURPLUS	
DEFERRED CHARGES	8,125.00	Land Area 1.30 Sq. Miles		Cash Liabilities	335,242.16
SCHOOL, COUNTY, SPECIAL DISTRICT TAXES	937,030.74	Net Valuation Taxable-Municipal	39,873,005	Reserves for Receivables	231,239.84
RESERVE FOR UNCOLLECTED TAXES	138,257.69	Net Valuation Taxable-County	61,144,648	Surplus Dec. 31, 1988	251,703.84
EXPENDITURES		State Equalized Valuation	73,864,683	Total	868,185.84
TOTAL	1,484,770.04	State Equalization Ratio	53.72		

0320

Population 1980 13,002

Population 1988 13,333

S & P Rating

Moody Rating A

General Tax Rate Per \$100.

3.01

State Equalized Tax Rate

2.21

WEST DEPTFORD TWP. - GLOUCESTER CO.

Form of Government:

Township Committee

Number of Members on Governing Body - 5

PER CAPITA:

Gross Debt

Net Debt

Debt Service

Total Tax Levy

Municipal Expenditures

727.94

303.28

43.55

926.92

343.89

PER CENT:

Gross Debt

Net Debt

Tax Levy Collected

Tax Levy Cancelled, Abated

or Adjusted

1.99

.83

98.54

.17

EXPENDITURES		REVENUES-REALIZED		1988 PROPERTY TAX	
GENERAL GOVERNMENT				STATE EQUALIZED TAX RATE \rightarrow 1.09	
Governing Body & Public Boards		1988 Property Taxes Collected	16,741,093.54	Local District School Taxes	8,225,543.60
Municipal Clerk		1988 Payments in Lieu of Taxes		Regional & Consolidated School Tax	
Financial Administration	53,771.25	Delinquent Tax & Lien Collections	424,585.70	School Taxes in Municipal Budget	
Assessment of Taxes	73,532.03	Business Personalty Replacement Taxes	407,630.36	County Taxes	5,411,462.02
Collection of Taxes	67,112.94	Taxes from Public Utilities	1,091,436.00	County Library Taxes	
Planning, Housing & Development	34,441.08	Other Miscellaneous Tax Revenues		Local Municipal Purpose Taxes	3,051,076.27
Human Resources	52,055.52	State Aid Revenues	173,906.60	Veteran & Senior Citizen Taxes	172,950.00
Elections		Federal Aid Revenues		Total Taxes for Rate Computation	16,861,031.89
General Administration (other)	336,653.56	State and Local Fiscal Assistance Act Utilized		Special District Taxes	
JUDICIARY		Sale of Acquired Property		Bank Corp. Taxes	8,551.78
Municipal Courts	60,934.79	Other Miscellaneous Revenues	1,005,312.71	Added and Omitted Taxes	301,264.83
PUBLIC SAFETY		Total	19,343,964.91	Total Taxes Levied - ABSTRACT	16,997,898.50
Fire Protection	141,325.44	Prior Years Surplus Appropriated	470,614.00	Total Taxes Billed	16,989,346.72
Police Protection	1,177,548.14	REVENUES	20,314,578.91	1988 TAXES COLLECTED	16,741,093.54
Civil Defense & Disaster Control	5,200.00	Reserve For Uncollected Taxes	434,245.83	1988 Taxes Cancelled, Abated or Adjusted	29,555.08
Environmental Inspection & Control	93,512.30	CAPITAL OUTLAY	331,563.22	Transfer to Tax Title Liens or Foreclosed	13,516.78
Other Public Safety		Total	331,563.22	Balance Outstanding Dec. 31, 1988	205,181.32
PUBLIC WORKS				PRIOR YEARS TAXES OUTSTANDING	
Streets and Drainage	1,117,135.69	Public Enterprises	251,660.92	Balance January 1, 1988	459,152.71
Sewers and Sewage Processing		Recreation—Culture	17,492.11	Collected in 1988	405,985.03
Garbage and Trash Disposal	459,436.01	Public Works	59,542.01	Cancelled, Abated or Adjusted 1988	11,410.95
Public Buildings and Grounds	77,922.99	Buildings and Grounds	2,268.13	Transfers to Tax Title Liens or Foreclosed	3,495.41
Other Public Works		Library and Education		Balance December 31, 1988	38,261.32
HEALTH and WELFARE		Conservation		TAX TITLE LIENS OUTSTANDING	
Health Services Except Environmental	21,066.79	All Other		Balance January 1, 1988	40,724.82
Welfare-Public Assistance	24,746.00	CAPITAL DEBT AUTHORIZED, DECEMBER 31, 1988		Transfer From Taxes	17,860.27
Hospitals, Clinics, First Aid		ISSUED AND UNISSUED		Redeemed in 1988	18,600.67
Animal, Insect, & Rodent Control	25,820.92	GROSS DEBT		Cancelled, Abated or Adjusted (1988)	
Other Welfare Services		School	2,423,000	Transfers to Foreclosed Property	
RECREATION and CONSERVATION		Self-liquidating	5,364,412	Balance December 31, 1988	39,984.42
Beaches and Boardwalks		Other	5,561,552	PROPERTY ACQUIRED BY DEED OR	
Parks, Playgrounds, Shade Trees		Total	13,348,964	FORECLOSURE	
Land Reclamation & Conservation	2,225.00	ISSUED AND OUTSTANDING		Balance January 1, 1988	974,700.00
Other Recreational Services	63,100.00	School	2,423,000.00	Transfers From Taxes or Liens	
EDUCATION (excluding schools)		Self-liquidating	2,408,000.00	Sale for Cash (1988)	
Libraries	223,000.00	Other	4,593,000.00	Cancelled, Abated or Adjusted (1988)	18,000.00
Other Educational Services	4,332.00	Total	9,424,000.00	Balance December 31, 1988	956,700.00
STATUTORY EXPENDITURES		EQUALIZED VALUATION BASIS		CURRENT FINANCES DECEMBER 31, 1988	
Pensions & F. I. C. A.	385,008.00	FOR NET DEBT COMPUTATION	669,897,312	ASSETS	
Employee Fringe Benefits		REAL PROPERTY VALUATIONS		Cash Dec. 31, 1988	4,379,416.76
Other Statutory Expenditures	7,500.00	Code Class # of Parcels % VAL'N	ASSESSED VALUATION	Taxes Receivable	243,442.64
CETA And Other Public Employment Programs		1 Vacant Land 555 5.69	31,392,100.00	Tax Title Liens	39,984.42
MUNICIPAL FUNCTIONS		2 Residential 4850 45.25	249,807,600.00	Foreclosed Property	956,700.00
CAPITAL IMPROVEMENTS	*MEMO*	3 Farm 124 .55	3,024,900.00	Emergencies & Other Deferred Charges	
DEBT SERVICE		4a Commercial 200 21.92	121,028,800.00	State and Federal Aid Receivable	4,647.23
Principal Payments	397,737.39	4b Industrial 6 21.48	118,573,000.00	Other Receivables	1,512,591.18
Interest Payments	400,970.28	4c Apartments 9 5.11	28,207,600.00	Total	7,136,782.23
DEFERRED CHARGES	15,754.72	Total	552,034,000.00	LIABILITIES, RESERVES, AND SURPLUS	
SCHOOL, COUNTY, SPECIAL DISTRICT TAXES	13,637,005.62	Land Area 16.18 Sq. Miles		Cash Liabilities	4,101,543.50
RESERVE FOR UNCOLLECTED TAXES	484,245.83	Net Valuation Taxable-Municipal	554,870,517	Reserves for Receivables	2,752,718.24
EXPENDITURES		Net Valuation Taxable-County	692,138,264	Surplus Dec. 31, 1988	282,520.49
TOTAL	19,943,235.29	State Equalized Valuation	753,596,751	Total	7,136,782.23
		State Equalization Ratio	73.53		

1353

Population 1980 7,380
 Population 1988 7,849
 S & P Rating
 Moody Rating A1

General Tax Rate Per \$100. 2.90
 State Equalized Tax Rate 1.61

WEST LONG BRANCH TOWNSHIP - MON. CO.

Form of Government:

Borough Council

Number of Members on Governing Body - 6

PER CAPITA:

Gross Debt 268.48
 Net Debt 258.54
 Debt Service 51.13
 Total Tax Levy 1,024.42
 Municipal Expenditures 414.81

PER CENT:

Gross Debt .52
 Net Debt .50
 Tax Levy Collected 97.91
 Tax Levy Cancelled, Abated or Adjusted

EXPENDITURES		REVENUES-REALIZED		1988 PROPERTY TAX	
GENERAL GOVERNMENT				STATE EQUALIZED TAX RATE	
Governing Body & Public Boards		1988 Property Taxes Collected	7,871,520.37	Local District School Taxes	.50 2,477,564.50
Municipal Clerk		1988 Payments in Lieu of Taxes		Regional & Consolidated School Tax	.38 1,875,604.64
Financial Administration	14,500.00	Delinquent Tax & Lien Collections	134,771.34	School Taxes in Municipal Budget	
Assessment of Taxes	26,617.00	Business Personalty Replacement Taxes	125,630.92	County Taxes	.36 1,802,534.94
Collection of Taxes	50,941.00	Taxes from Public Utilities	512,027.00	County Library Taxes	.01 63,492.50
Planning, Housing & Development	24,441.94	Other Miscellaneous Tax Revenues		Local Municipal Purpose Taxes	.35 1,747,000.00
Human Resources	22,538.60	State Aid Revenues	104,892.00	Veteran & Senior Citizen Taxes	
Elections		Federal Aid Revenues		Total Taxes for Rate Computation	1.60 3,019,946.53
General Administration (other)	391,934.00	State and Local Fiscal Assistance Act Utilized		Special District Taxes	
JUDICIARY		Sale of Acquired Property		Bank Corp. Taxes	5,452.32
Municipal Courts	33,460.00	Other Miscellaneous Revenues	342,684.55	Added and Omitted Taxes	52,388.63
PUBLIC SAFETY		Total	9,141,526.13	Total Taxes Levied - ABSTRACT	3,040,638.03
Fire Protection	101,036.40	Prior Years Surplus Appropriated	500,000.00	Total Taxes Billed	3,039,403.50
Police Protection	900,333.31	REVENUES TOTAL	9,641,526.13	1988 TAXES COLLECTED	7,871,520.37
Civil Defense & Disaster Control	2,000.00	Reserve For Uncollected Taxes	276,222.04	1988 Taxes Cancelled, Abated or Adjusted	399.17
Environmental Inspection & Control	20,725.00	CAPITAL OUTLAY TOTAL	330,854.19	Transfer to Tax Title Liens or Foreclosed	1,402.15
Other Public Safety				Balance Outstanding Dec. 31, 1988	166,081.91
PUBLIC WORKS				PRIOR YEARS TAXES OUTSTANDING	
Streets and Drainage	271,010.03	Public Enterprises		Balance January 1, 1988	184,787.64
Sewers and Sewage Processing		Recreation—Culture	52,745.61	Collected in 1988	184,565.98
Garbage and Trash Disposal		Public Works	195,334.04	Cancelled, Abated or Adjusted 1988	
Public Buildings and Grounds	69,436.03	Buildings and Grounds	32,774.54	Transfers to Tax Title Liens or Foreclosed	
Other Public Works	243,300.00	Library and Education		Balance December 31, 1988	221.66
HEALTH and WELFARE		Conservation		TAX TITLE LIENS OUTSTANDING	
Health Services Except Environmental	31,149.00	All Other		Balance January 1, 1988	5,593.37
Welfare-Public Assistance	2,093.00	CAPITAL DEBT AUTHORIZED, DECEMBER 31, 1988		Transfer From Taxes	1,402.15
Hospitals, Clinics, First Aid		ISSUED AND UNISSUED		Redeemed in 1988	205.36
Animal, Insect, & Rodent Control	1,750.00	School	77,976	Cancelled, Abated or Adjusted (1988)	
Other Welfare Services		Self-Liquidating		Transfers to Foreclosed Property	
RECREATION and CONSERVATION		Other	2,029,313	Balance December 31, 1988	6,795.16
Beaches and Boardwalks		Total	2,107,239	PROPERTY ACQUIRED BY DEED OR FORECLOSURE	
Parks, Playgrounds, Shade Trees	500.00			Balance January 1, 1988	44,275.00
Land Reclamation & Conservation	42,540.00	ISSUED AND OUTSTANDING		Transfers From Taxes or Liens	
Other Recreational Services	40,510.00	School	77,976.57	Sale for Cash (1988)	
EDUCATION (excluding schools)		Self-Liquidating		Cancelled, Abated or Adjusted (1988)	
Libraries	97,275.44	Other	1,826,875.00	Balance December 31, 1988	44,275.00
Other Educational Services	100.00	Total	1,904,851.57	CURRENT FINANCES DECEMBER 31, 1988	
STATUTORY EXPENDITURES		EQUALIZED VALUATION BASIS		ASSETS	
Pensions & F. I. C. A.	170,258.00	FOR NET DEBT COMPUTATION	406,066,114	Cash Dec. 31, 1988	1,027,357.53
Employee Fringe Benefits	103,600.00	REAL PROPERTY VALUATIONS		Taxes Receivable	160,303.57
Other Statutory Expenditures		Code Class # of Parcels % VAL'N		Tax Title Liens	5,795.16
CETA And Other Public Employment Programs		1 Vacant Land 119 1.57	4,304,600.00	Foreclosed Property	44,275.00
MUNICIPAL FUNCTIONS		2 Residential 2079 77.13	211,153,400.00	Emergencies & Other Deferred Charges	25,173.20
CAPITAL IMPROVEMENTS		3 Farm 10 .10	275,400.00	State and Federal Aid Receivable	1,935.00
DEBT SERVICE		4a Commercial 124 16.52	45,217,900.00	Other Receivables	41,000.00
Principal Payments	261,000.00	4b Industrial 2 .03	231,700.00	Total	1,312,839.96
Interest Payments	140,722.20	4c Apartments 135 4.59	12,571,400.00	LIABILITIES, RESERVES, AND SURPLUS	
		Total 2469	273,769,400.00	Cash Liabilities	413,121.74
DEFERRED CHARGES		Land Area 2.83 Sq. Miles		Reserves for Receivables	253,373.73
SCHOOL, COUNTY, SPECIAL DISTRICT TAXES	6,224,296.58	Net Valuation Taxable-Municipal	274,673,360	Surplus Dec. 31, 1988	636,344.49
RESERVE FOR UNCOLLECTED TAXES	276,222.04	Net Valuation Taxable-County	430,731,204	Total	1,312,839.96
EXPENDITURES		State Equalized Valuation	494,716,009		
TOTAL	9,480,129.13	State Equalization Ratio	55.44		

1615

Population 1980 22,750

Population 1988 26,149

S & P Rating

Moody Rating AAA

General Tax Rate Per \$100.

2.02

State Equalized Tax Rate

1.92

WEST MILFORD TWP. - PASSAIC COUNTY

Form of Government:

Council-Manager Plan D (OMCL 50)

Number of Members on Governing Body - 5

PER CAPITA:

Gross Debt 809.14

Net Debt 405.90

Debt Service 58.09

Total Tax Levy 1,218.95

Municipal Expenditures 471.82

PER CENT:

Gross Debt 1.75

Net Debt .88

Tax Levy Collected 95.89

Tax Levy Cancelled, Abated

or Adjusted 1.06

EXPENDITURES		REVENUES-REALIZED		1988 PROPERTY TAX	
GENERAL GOVERNMENT		1988 Property Taxes Collected		STATE EQUALIZED TAX RATE	
Governing Body & Public Baards	85,150.00	28,196,738.38		Local District School Taxes .96	
Municipal Clerk	130,840.00	15,182.11		Regional & Consolidated School Tax	
Financial Administration	151,731.00	719,985.00		School Taxes in Municipal Budget	
Assessment of Taxes	128,699.00	126,110.88		County Taxes .41	
Collection of Taxes	151,377.00	1,493,377.00		County Library Taxes	
Planning, Housing & Development	228,722.00	Other Miscellaneous Tax Revenues		Local Municipal Purpose Taxes .55	
Human Resources	147,874.00	357,992.46		Veteran & Senior Citizen Taxes	
Elections	14,645.00	Federal Aid Revenues		Total Taxes for Rate Computation 1.92	
General Administration (other)	1,310,999.00	State and Local Fiscal Assistance Act Utilized		Special District Taxes	
JUDICIARY		Sale of Acquired Property		Bank Corp. Taxes	
Municipal Courts	122,346.00	Other Miscellaneous Revenues		Added and Omitted Taxes	
PUBLIC SAFETY		Total		Total Taxes Levied - ABSTRACT	
Fire Protection	319,869.72	33,028,965.81		Total Taxes Billed	
Police Protection	2,035,733.52	Prior Years Surplus Appropriated		1988 TAXES COLLECTED	
Civil Defense & Disaster Control		REVENUES TOTAL		1988 Taxes Cancelled, Abated or Adjusted	
Environmental Inspection & Control	273,503.00	Reserve For Uncollected Taxes		Transfer to Tax Title Liens or Foreclosed	
Other Public Safety		CAPITAL OUTLAY TOTAL		Balance Outstanding Dec. 31, 1988	
PUBLIC WORKS		Public Enterprises		PRIOR YEARS TAXES OUTSTANDING	
Streets and Drainage	1,990,977.00	Recreation—Culture		Balance January 1, 1988	
Sewers and Sewage Processing		Public Works		Collected in 1988	
Garbage and Trash Disposal		Buildings and Grounds		Cancelled, Abated or Adjusted 1988	
Public Buildings and Grounds	284,323.00	Library and Education		Transfers to Tax Title Liens or Foreclosed	
Other Public Works		Conservation		Balance December 31, 1988	
HEALTH and WELFARE		All Other		TAX TITLE LIENS OUTSTANDING	
Health Services Except Environmental	199,841.00	CAPITAL DEBT AUTHORIZED, DECEMBER 31, 1988		Balance January 1, 1988	
Welfare-Public Assistance	10,700.00	ISSUED AND UNISSUED		Transfer From Taxes	
Hospitals, Clinics, First Aid	1,000.00	GROSS DEBT		Redeemed in 1988	
Animal, Insect, & Rodent Control	31,928.00	NET DEBT		Cancelled, Abated or Adjusted (1988)	
Other Welfare Services		SCHOOL		Transfers to Foreclosed Property	
RECREATION and CONSERVATION		Self-liquidating		Balance December 31, 1988	
Beaches and Boardwalks		Other		PROPERTY ACQUIRED BY DEED OR	
Parks, Playgrounds, Shade Trees	151,676.00	Total		FORECLOSURE	
Land Reclamation & Conservation	4,050.00	ISSUED AND OUTSTANDING		Balance January 1, 1988	
Other Recreational Services	226,751.00	SCHOOL		Transfers From Taxes or Liens	
EDUCATION (excluding schools)		Self-Liquidating		Sale for Cash (1988)	
Libraries	196,302.00	Other		Cancelled, Abated or Adjusted (1988)	
Other Educational Services	5,500.00	Total		Balance December 31, 1988	
STATUTORY EXPENDITURES		EQUALIZED VALUATION BASIS		CURRENT FINANCES DECEMBER 31, 1988	
Pensions & F. I. C. A.	684,449.00	FOR NET DEBT COMPUTATION		ASSETS	
Employee Fringe Benefits	432,454.00	REAL PROPERTY VALUATIONS		Cash Dec. 31, 1988	
Other Statutory Expenditures		Code Class # of Parcels % VAL'N		Taxes Receivable	
CETA And Other Public Employment Programs		ASSESSED VALUATION		Tax Title Liens	
MUNICIPAL FUNCTIONS TOTAL	9,377,035.24	1 Vacant Land 2509 9.77		Foreclosed Property	
CAPITAL IMPROVEMENTS *MEMO*	82,341.00	2 Residential 8495 83.43		Emergencies & Other Deferred Charges	
DEBT SERVICE		3 Farm 148 .65		State and Federal Aid Receivable	
Principal Payments	765,000.00	4a Commercial 249 5.30		Other Receivables	
Interest Payments	753,916.66	4b Industrial 28 .77		Total	
DEFERRED CHARGES		4c Apartments 3 .09		LIABILITIES, RESERVES, AND SURPLUS	
SCHOOL, COUNTY, SPECIAL DISTRICT TAXES	229,517.37	Total 11432		Cash Liabilities	
RESERVE FOR UNCOLLECTED TAXES	1,212,149.00	Land Area 73.30 Sq. Miles		Reserves for Receivables	
EXPENDITURES TOTAL	35,530,795.70	Net Valuation Taxable-Municipal		Surplus Dec. 31, 1988	
		1,443,128,837		Total	
		1,255,201,106			
		1,516,420,811			
		95.13			

0912

Population 1980 39,194
 Population 1988 39,401
 S & P Rating BBB+
 Moody Rating BAA

General Tax Rate Per \$100. 16.44
 State Equalized Tax Rate 2.97

WEST NEW YORK TOWN - HUDSON CO.

Form of Government:

Commission (1911)

Number of Members on Governing Body - 5

PER CAPITA:

Grass Debt 260.49
 Net Debt 172.36
 Debt Service 44.00
 Total Tax Levy 796.95
 Municipal Expenditures 685.51

PER CENT:

Grass Debt 1.27
 Net Debt .34
 Tax Levy Collected 93.42
 Tax Levy Cancelled, Abated or Adjusted

EXPENDITURES		REVENUES-REALIZED		1988 PROPERTY TAX	
GENERAL GOVERNMENT				STATE EQUALIZED TAX RATE	
Governing Body & Public Boards		1988 Property Taxes Collected	29,250,181.97	Local District School Taxes	.32 3,566,254.00
Municipal Clerk	91,360.00	1988 Payments in Lieu of Taxes	1,193,194.91	Regional & Consolidated School Tax	
Financial Administration	243,500.00	Delinquent Tax & Lien Collections	926,027.51	School Taxes in Municipal Budget	.01 120,673.17
Assessment of Taxes	480,500.00	Business Personality Replacement Taxes	963,046.20	County Taxes	.56 * 5,850,232.88
Collection of Taxes	34,200.00	Taxes from Public Utilities	1,187,368.00	County Library Taxes	
Planning, Housing & Development	63,192.00	Other Miscellaneous Tax Revenues		Local Municipal Purpose Taxes	1.59 16,669,949.06
Human Resources	1,245,060.19	State Aid Revenues	4,236,285.56	Veteran & Senior Citizen Taxes	
Elections	20,000.00	Federal Aid Revenues		Total Taxes for Rate Computation	2.98 31,312,959.11
General Administration (other)	2,843,311.00	State and Local Fiscal Assistance Act Utilized	11,430.00	Special District Taxes	
JUDICIARY		Sale of Acquired Property		Bank Corp. Taxes	90,116.25
Municipal Courts	15,127.75	Other Miscellaneous Revenues	1,552,935.15	Added and Omitted Taxes	103,464.90
PUBLIC SAFETY		Total	39,370,519.30	Total Taxes Levied - ABSTRACT	31,400,690.26
Fire Protection	4,153,309.16	Prior Years Surplus Appropriated	550,000.00	Total Taxes Billed	31,310,380.53
Police Protection	4,240,530.82	REVENUES TOTAL	39,920,519.30	1988 TAXES COLLECTED	29,250,181.97
Civil Defense & Disaster Control	17,700.00	Reserve For Uncollected Taxes	1,474,000.00	1988 Taxes Cancelled, Abated or Adjusted	
Environmental Inspection & Control	371,207.00			Transfer to Tax Title Liens or Foreclosed	
Other Public Safety				Balance Outstanding Dec. 31, 1988	2,060,698.56
PUBLIC WORKS		CAPITAL OUTLAY TOTAL	498,631.20	PRIOR YEARS TAXES OUTSTANDING	
Streets and Drainage	1,429,222.00	Public Enterprises		Balance January 1, 1988	932,428.75
Sewers and Sewage Processing		Recreation—Culture	2,986.73	Collected in 1988	926,027.51
Garbage and Trash Disposal	2,232,000.00	Public Works	129,800.65	Cancelled, Abated or Adjusted 1988	4,107.30
Public Buildings and Grounds		Buildings and Grounds	365,893.32	Transfers to Tax Title Liens or Foreclosed	
Other Public Works		Library and Education		Balance December 31, 1988	2,293.44
HEALTH and WELFARE		Conservation		TAX TITLE LIENS OUTSTANDING	
Health Services Except Environmental	1,143,337.00	All Other		Balance January 1, 1988	
Welfare-Public Assistance	54,924.00			Transfer From Taxes	
Hospitals, Clinics, First Aid		CAPITAL DEBT AUTHORIZED, DECEMBER 31, 1988		Redeemed in 1988	
Animal, Insect, & Rodent Control		ISSUED AND UNISSUED		Cancelled, Abated or Adjusted (1988)	
Other Welfare Services		SCHOOL GROSS DEBT	3,421,000	Transfers to Foreclosed Property	
RECREATION and CONSERVATION		Self-liquidating		Balance December 31, 1988	
Beaches and Boardwalks		Other	6,842,624	PROPERTY ACQUIRED BY DEED OR FORECLOSURE	
Parks, Playgrounds, Shade Trees	578,600.00	Total	10,263,624	Balance January 1, 1988	5,850.00
Land Reclamation & Conservation	61,563.00			Transfers From Taxes or Liens	
Other Recreational Services	9,424.94			Sale for Cash (1988)	
EDUCATION (excluding schools)				Cancelled, Abated or Adjusted (1988)	
Libraries	259,179.00	ISSUED AND OUTSTANDING		Balance December 31, 1988	5,350.00
Other Educational Services	25,172.00	School	3,421,000.00	CURRENT FINANCES DECEMBER 31, 1988	
STATUTORY EXPENDITURES		Self-Liquidating		ASSETS	
Pensions & F. I. C. A.	1,983,307.13	Other	5,477,525.09	Cash Dec. 31, 1988	7,359,732.93
Employee Fringe Benefits	1,635,300.00	Total	8,898,525.09	Taxes Receivable	2,062,992.00
Other Statutory Expenditures		EQUALIZED VALUATION BASIS		Tax Title Liens	
CETA And Other Public Employment Programs		FOR NET DEBT COMPUTATION	809,221,153	Foreclosed Property	5,850.00
MUNICIPAL FUNCTIONS TOTAL	23,796,126.99	REAL PROPERTY VALUATIONS		Emergencies & Other Deferred Charges	375,000.00
CAPITAL IMPROVEMENTS *MEMO*	85,000.00	Code Class # of Parcels % VAL'N	ASSESSED VALUATION	State and Federal Aid Receivable	614,735.33
DEBT SERVICE		1 Vacant Land 83 2.32	5,336,450.00	Other Receivables	161,018.66
Principal Payments	986,000.00	2 Residential 3061 37.81	71,609,654.00	Total	10,579,328.92
Interest Payments	747,537.28	3 Farm		LIABILITIES, RESERVES, AND SURPLUS	
TYPE I SCHL DEBT *MEMO	656,647.50	4a Commercial 735 21.80	41,275,251.00	Cash Liabilities	7,051,983.97
DEFERRED CHARGES	6,199.83	4b Industrial 242 9.40	17,808,950.00	Reserves for Receivables	2,229,860.66
SCHOOL, COUNTY, SPECIAL DISTRICT TAXES	14,537,160.05	4c Apartments 444 28.17	53,344,275.00	Surplus Dec. 31, 1988	1,297,484.29
RESERVE FOR UNCOLLECTED TAXES	1,474,000.00	Total 4565	189,374,580.00	Total	10,579,328.92
EXPENDITURES TOTAL	41,547,074.15	Land Area .90 Sq. Miles			
		Net Valuation Taxable-Municipal	189,314,574		
		Net Valuation Taxable-County	835,737,965		
		State Equalized Valuation	1,047,865,763		
		State Equalization Ratio	18.03		

0722

WEST ORANGE TOWNSHIP - ESSEX CO.**Form of Government:****Mayor-Council Plan B (OMCL 50)****Number of Members on Governing Body - 5****PER CAPITA:**

Grass Debt	531.38
Net Debt	514.88
Debt Service	56.55
Total Tax Levy	1,445.30
Municipal Expenditures	675.43

PER CENT:

Grass Debt	1.03
Net Debt	1.00
Tax Levy Collected	98.49
Tax Levy Cancelled, Abated or Adjusted	.04

Population 1980	39,510	General Tax Rate Per \$100.	4.13
Population 1988	41,130	State Equalized Tax Rate	2.27
S & P Rating			
Moady Rating	AA		

EXPENDITURES		REVENUES-REALIZED		1988 PROPERTY TAX	
GENERAL GOVERNMENT				STATE EQUALIZED TAX RATE → .97	
Governing Body & Public Boards	153,620.00	1988 Property Taxes Collected	53,443,878.65	Local District School Taxes	25,152,914.50
Municipal Clerk	109,092.00	1988 Payments in Lieu of Taxes	168,356.08	Regional & Consolidated School Tax	
Financial Administration	246,738.00	Delinquent Tax & Lien Collections	678,199.29	School Taxes in Municipal Budget	
Assessment of Taxes	147,068.00	Business Personalty Replacement Taxes	686,421.12	County Taxes	17,081,945.91
Collection of Taxes	130,317.00	Taxes from Public Utilities	3,349,917.00	County Library Taxes	
Planning, Housing & Development	17,100.00	Other Miscellaneous Tax Revenues	667,314.38	Local Municipal Purpose Taxes	16,770,944.00
Human Resources	276,474.00	State Aid Revenues		Veteran & Senior Citizen Taxes	268,750.00
Elections	48,000.00	Federal Aid Revenues		Total Taxes for Rate Computation	59,274,554.41
General Administration (other)	1,532,372.00	State and Local Fiscal Assistance Act Utilized		Special District Taxes	
JUDICIARY		Sale of Acquired Property		Bank Corp. Taxes	125,157.99
Municipal Courts	155,446.19	Other Miscellaneous Revenues	3,542,719.91	Added and Omitted Taxes	314,262.76
PUBLIC SAFETY		Total	67,541,806.43	Total Taxes Levied - ABSTRACT	59,445,225.16
Fire Protection	3,496,142.00	Prior Years Surplus Appropriated	2,425,000.00	Total Taxes Billed	59,347,738.14
Police Protection	3,999,431.21	REVENUES TOTAL	69,966,806.43	1988 TAXES COLLECTED	58,448,878.65
Civil Defense & Disaster Control	10,392.00	Reserve For Uncollected Taxes	1,795,399.60	1988 Taxes Cancelled, Abated or Adjusted	21,895.00
Environmental Inspection & Control	236,214.00	CAPITAL OUTLAY TOTAL	2,855,837.41	Transfer to Tax Title Liens or Foreclosed	672.98
Other Public Safety				Balance Outstanding Dec. 31, 1988	876,291.51
PUBLIC WORKS				PRIOR YEARS TAXES OUTSTANDING	
Streets and Drainage	1,170,174.00	Public Enterprises	13,779.00	Balance January 1, 1988	681,653.03
Sewers and Sewage Processing	812,232.00	Recreation—Culture	2,155,755.64	Collected in 1988	678,099.40
Garbage and Trash Disposal	2,950,500.00	Public Works	686,232.77	Cancelled, Abated or Adjusted 1988	26.67
Public Buildings and Grounds	84,325.00	Buildings and Grounds	70.00	Transfers to Tax Title Liens or Foreclosed	80.00
Other Public Works	1,671,804.83	Library and Education		Balance December 31, 1988	3,446.96
HEALTH and WELFARE		Conservation		TAX TITLE LIENS OUTSTANDING	
Health Services Except Environmental	520,164.00	All Other		Balance January 1, 1988	1,528.90
Welfare-Public Assistance	143,804.00	CAPITAL DEBT AUTHORIZED, DECEMBER 31, 1988		Transfer From Taxes	772.87
Hospitals, Clinics, First Aid	53,736.00	ISSUED AND UNISSUED GROSS DEBT		Redeemed in 1988	99.89
Animal, Insect, & Rodent Control	59,627.00	School	679,000	Cancelled, Abated or Adjusted (1988)	
Other Welfare Services		Self-Liquidating		Transfers to Foreclosed Property	
RECREATION and CONSERVATION		Other	21,176,811	Balance December 31, 1988	2,201.88
Beaches and Boardwalks		Total	21,855,811	PROPERTY ACQUIRED BY DEED OR FORECLOSURE	
Parks, Playgrounds, Shade Trees	529,050.00	ISSUED AND OUTSTANDING		Balance January 1, 1988	332,782.00
Land Reclamation & Conservation	1,750.00	School	679,000.00	Transfers From Taxes or Liens	
Other Recreational Services	87,726.00	Self-Liquidating		Sale for Cash (1988)	14,600.00
EDUCATION (excluding schools)		Other	16,116,000.00	Cancelled, Abated or Adjusted (1988)	
Libraries	850,000.00	Total	16,795,000.00	Balance December 31, 1988	318,182.00
Other Educational Services	35,755.00	EQUALIZED VALUATION BASIS FOR NET DEBT COMPUTATION	2,125,779,827	CURRENT FINANCES DECEMBER 31, 1988	
STATUTORY EXPENDITURES		REAL PROPERTY VALUATIONS		ASSETS	
Pensions & F. I. C. A.	2,240,562.00	Code Class # of Parcels % VAL'N		Cash Dec. 31, 1988	10,916,835.41
Employee Fringe Benefits	1,001,000.00	1 Vacant Land 646 2.89	40,612,100.00	Taxes Receivable	879,738.47
Other Statutory Expenditures	1.00	2 Residential 10986 75.08	1,053,295,400.00	Tax Title Liens	2,201.88
CETA And Other Public Employment Programs		3 Farm 2 .01	169,700.00	Foreclosed Property	318,182.00
MUNICIPAL FUNCTIONS TOTAL	22,880,837.28	4a Commercial 416 16.38	229,759,900.00	Emergencies & Other Deferred Charges	55,600.00
CAPITAL IMPROVEMENTS *MEMO*	32,611.00	4b Industrial 54 1.63	22,846,100.00	State and Federal Aid Receivable	14,141.82
DEBT SERVICE		4c Apartments 45 4.00	56,166,600.00	Other Receivables	8,229.33
Principal Payments	1,235,000.00	Total 12149	1,402,849,800.00	Total	12,194,928.91
Interest Payments	1,091,001.57	Land Area 12.10 Sq. Miles		LIABILITIES, RESERVES, AND SURPLUS	
DEFERRED CHARGES	778,135.00	Net Valuation Taxable-Municipal	1,412,284,100	Cash Liabilities	6,331,133.58
SCHOOL, COUNTY, SPECIAL DISTRICT TAXES	42,234,860.41	Net Valuation Taxable-County	2,218,523,323	Reserves for Receivables	1,208,351.68
RESERVE FOR UNCOLLECTED TAXES	1,795,399.60	State Equalized Valuation	2,595,809,300	Surplus Dec. 31, 1988	4,655,443.65
EXPENDITURES TOTAL	70,015,233.86	State Equalization Ratio	54.24	Total	12,194,928.91

PER CAPITA:		PER CENT	
Gross Debt	1,007.27	Gross Debt	2.00
Net Debt	677.77	Net Debt	1.34
Debt Service	89.33	Tax Levy Collected	99.10
Total Tax Levy	1,041.85	Tax Levy Cancelled, Abated	
Municipal Expenditures	424.71	or Adjusted	.07

EXPENDITURES		REVENUES-REALIZED		1988 PROPERTY TAX	
GENERAL GOVERNMENT				STATE EQUALIZED TAX RATE	
Governing Body & Public Boards	24,170.76	1988 Property Taxes Collected	12,034,491.51	Local District School Taxes	.35 4,089,059.00
Municipal Clerk		1988 Payments in Lieu of Taxes		Regional & Consolidated School Tax	.27 2,005,355.31
Financial Administration	46,769.22	Delinquent Tax & Lien Collections	239,531.64	School Taxes in Municipal Budget	
Assessment of Taxes	16,309.00	Business Personalty Replacement Taxes	217,273.63	County Taxes	.42 3,106,302.21
Collection of Taxes	45,245.00	Taxes from Public Utilities	473,862.00	County Library Taxes	
Planning, Housing & Development	42,160.55	Other Miscellaneous Tax Revenues		Local Municipal Purpose Taxes	.36 2,672,442.26
Human Resources	56,171.86	State Aid Revenues	153,290.19	Veteran & Senior Citizen Taxes	133,350.00
Elections	3,410.22	Federal Aid Revenues		Total Taxes for Rate Computation	1.60 12,006,009.23
General Administration (other)	441,048.45	State and Local Fiscal Assistance Act Utilized		Special District Taxes	
JUDICIARY		Sale of Acquired Property		Bank Corp. Taxes	125,483.71
Municipal Courts	49,596.16	Other Miscellaneous Revenues	553,023.60	Added and Omitted Taxes	309,826.45
PUBLIC SAFETY		Total	13,720,472.52	Total Taxes Levied - ABSTRACT	12,309,469.44
Fire Protection	37,906.14	Prior Years Surplus Appropriated	762,930.96	Total Taxes Billed	12,193,710.66
Police Protection	864,013.39	REVENUES	14,433,403.53	1988 TAXES COLLECTED	12,084,491.51
Civil Defense & Disaster Control		Reserve For Uncollected Taxes	299,752.11	1988 Taxes Cancelled, Abated or Adjusted	3,279.04
Environmental Inspection & Control	67,343.93			Transfer to Tax Title Liens or Foreclosed	369.60
Other Public Safety		CAPITAL OUTLAY	TOTAL	Balance Outstanding Dec. 31, 1988	100,570.51
PUBLIC WORKS				PRIOR YEARS TAXES OUTSTANDING	
Streets and Drainage	193,507.43	Public Enterprises		Balance January 1, 1988	280,342.46
Sewers and Sewage Processing	373,232.03	Recreation—Culture		Collected in 1988	233,531.64
Garbage and Trash Disposal	587,500.00	Public Works	469,327.33	Cancelled, Abated or Adjusted 1988	333.67
Public Buildings and Grounds	41,331.24	Buildings and Grounds	55,147.45	Transfers to Tax Title Liens or Foreclosed	
Other Public Works	24,100.00	Library and Education		Balance December 31, 1988	47,977.15
HEALTH and WELFARE		Conservation		TAX TITLE LIENS OUTSTANDING	
Health Services Except Environmental	20,636.45	All Other		Balance January 1, 1988	3,102.93
Welfare-Public Assistance	3,139.96			Transfer From Taxes	369.60
Hospitals, Clinics, First Aid		CAPITAL DEBT AUTHORIZED, DECEMBER 31, 1988		Redeemed in 1988	
Animal, Insect, & Rodent Control		ISSUED AND UNISSUED	GROSS DEBT	Cancelled, Abated or Adjusted (1988)	
Other Welfare Services		School	3,893,000	Transfers to Foreclosed Property	
		Self-liquidating		Balance December 31, 1988	3,472.53
		Other	8,007,353	PROPERTY ACQUIRED BY DEED OR	
		Total	11,900,353	FORECLOSURE	
RECREATION and CONSERVATION		ISSUED AND OUTSTANDING		Balance January 1, 1988	233,000.00
Beaches and Boardwalks		School	3,063,000.00	Transfers From Taxes or Liens	
Parks, Playgrounds, Shade Trees	29,000.00	Self-liquidating		Sale for Cash (1988)	
Land Reclamation & Conservation	4,553.12	Other	6,129,000.00	Cancelled, Abated or Adjusted (1988)	
Other Recreational Services	32,100.00	Total	9,197,000.00	Balance December 31, 1988	233,000.00
EDUCATION (excluding schools)		EQUALIZED VALUATION BASIS		CURRENT FINANCES DECEMBER 31, 1988	
Libraries	135,529.00	FOR NET DEBT COMPUTATION	595,950,363	ASSETS	
Other Educational Services		REAL PROPERTY VALUATIONS		Cash Dec. 31, 1988	1,273,672.65
STATUTORY EXPENDITURES		Code Class # of Parcels % VAL'N	ASSESSED VALUATION	Taxes Receivable	143,547.66
Pensions & F. I. C. A.	212,551.55	1 Vacant Land 266 5.29	20,330,300.00	Tax Title Liens	3,472.53
Employee Fringe Benefits	107,100.00	2 Residential 2591 60.98	234,548,908.00	Foreclosed Property	233,000.00
Other Statutory Expenditures	2.00	3 Farm		Emergencies & Other Deferred Charges	50,300.00
CETA And Other Public Employment Programs		4a Commercial 163 20.65	79,428,900.00	State and Federal Aid Receivable	4,570.31
MUNICIPAL FUNCTIONS	TOTAL	4b Industrial 30 7.49	28,311,300.00	Other Receivables	22,763.77
CAPITAL IMPROVEMENTS	*MEMO*	4c Apartments 6 5.60	21,538,500.00	Total	1,790,327.42
DEBT SERVICE		Total 3056	334,657,903.00	LIABILITIES, RESERVES, AND SURPLUS	
Principal Payments	584,500.00	Land Area 2.95 Sq. Miles		Cash Liabilities	395,375.05
Interest Payments	477,435.00	Net Valuation Taxable-Municipal	385,676,423	Reserves for Receivables	462,783.96
DEFERRED CHARGES	87,772.95	Net Valuation Taxable-County	642,635,129	Surplus Dec. 31, 1988	937,668.41
SCHOOL, COUNTY, SPECIAL DISTRICT TAXES	9,201,717.02	State Equalized Valuation	742,742,210	Total	1,795,327.42
RESERVE FOR UNCOLLECTED TAXES	299,752.11	State Equalization Ratio	51.36		
EXPENDITURES	TOTAL				
	14,219,719.69				

0513

Population 1980 360
 Population 1988 360
 S & P Rating
 Moody Rating BAA

General Tax Rate Per \$100.

2.47

State Equalized Tax Rate

1.74

WEST WILDWOOD BORO. - CAPE MAY CO.

Form of Government:

Commission (1911)

Number of Members on Governing Body - 3

PER CAPITA:

Gross Debt 933.89
 Net Debt 563.61
 Debt Service 78.08
 Total Tax Levy 2,009.32
 Municipal Expenditures 2,110.44

PER CENT:

Gross Debt .91
 Net Debt .55
 Tax Levy Collected 92.10
 Tax Levy Cancelled, Abated or Adjusted

EXPENDITURES	REVENUES-REALIZED	1988 PROPERTY TAX	STATE EQUALIZED TAX RATE
GENERAL GOVERNMENT		Local District School Taxes .49	203,718.50
Governing Body & Public Boards	1988 Property Taxes Collected 666,193.74	Regional & Consolidated School Tax	
Municipal Clerk	1988 Payments in Lieu of Taxes 41,663.81	School Taxes in Municipal Budget	
Financial Administration 8,255.00	Delinquent Tax & Lien Collections 2,567.20	County Taxes .39	159,732.09
Assessment of Taxes 38,600.00	Business Personalty Replacement Taxes 44,613.00	County Library Taxes .02	9,175.51
Collection of Taxes 1,000.00	Taxes from Public Utilities 3,632.25	Local Municipal Purpose Taxes .84	347,000.00
Planning, Housing & Development 1,600.00	Other Miscellaneous Tax Revenues	Veteran & Senior Citizen Taxes	12,000.00
Human Resources 900.00	State Aid Revenues	Total Taxes for Rate Computation 1.74	731,626.10
Elections 155,930.00	Federal Aid Revenues	Special District Taxes	
General Administration (other)	State and Local Fiscal Assistance Act Utilized	Bank Corp. Taxes	3,729.60
JUDICIARY 7,350.00	Sale of Acquired Property	Added and Omitted Taxes	723,355.70
Municipal Courts	Other Miscellaneous Revenues	Total Taxes Levied - ABSTRACT	723,355.70
PUBLIC SAFETY	Total 1,076,612.95	Total Taxes Billed	666,193.74
Fire Protection 7,540.00	Prior Years Surplus Appropriated 40,000.00	1988 TAXES COLLECTED	
Police Protection 36,000.00	REVENUES TOTAL 1,116,612.85	1988 Taxes Cancelled, Abated or Adjusted	
Civil Defense & Disaster Control 700.00	Reserve For Uncollected Taxes 55,000.00	Transfer to Tax Title Liens or Foreclosed	
Environmental Inspection & Control 16,000.00	CAPITAL OUTLAY TOTAL 50,674.04	Balance Outstanding Dec. 31, 1988	57,161.96
Other Public Safety	Public Enterprises 10,945.84	PRIOR YEARS TAXES OUTSTANDING	
PUBLIC WORKS 46,936.97	Recreation—Culture	Balance January 1, 1988	41,696.50
Streets and Drainage 224,273.03	Public Works 39,728.20	Collected in 1988	40,242.50
Sewers and Sewage Processing 37,022.32	Buildings and Grounds	Cancelled, Abated or Adjusted 1988	
Garbage and Trash Disposal 7,500.00	Library and Education	Transfers to Tax Title Liens or Foreclosed	
Public Buildings and Grounds 9,000.00	Conservation	Balance December 31, 1988	1,454.00
Other Public Works	All Other	TAX TITLE LIENS OUTSTANDING	
HEALTH and WELFARE 50.00	CAPITAL DEBT AUTHORIZED, DECEMBER 31, 1988	Balance January 1, 1988	4,262.76
Health Services Except Environmental	ISSUED AND UNISSUED GROSS DEBT NET DEBT	Transfer From Taxes	
Welfare-Public Assistance 2,750.00	School	Redeemed in 1988	1,421.31
Hospitals, Clinics, First Aid	Self-liquidating 133,300	Cancelled, Abated or Adjusted (1988)	
Animal, Insect, & Rodent Control 100.00	Other 202,900	Transfers to Foreclosed Property	
Other Welfare Services	Total 336,200	Balance December 31, 1988	2,841.45
RECREATION and CONSERVATION	ISSUED AND OUTSTANDING	PROPERTY ACQUIRED BY DEED OR FORECLOSURE	
Beaches and Boardwalks	School	Balance January 1, 1988	
Parks, Playgrounds, Shade Trees	Self-Liquidating 133,000.00	Transfers From Taxes or Liens	
Land Reclamation & Conservation	Other 202,000.00	Sale for Cash (1988)	
Other Recreational Services	Total 335,000.00	Cancelled, Abated or Adjusted (1988)	
EDUCATION (excluding schools)	EQUALIZED VALUATION BASIS	Balance December 31, 1988	
Libraries	FOR NET DEBT COMPUTATION 36,920,122	CURRENT FINANCES DECEMBER 31, 1988	
Other Educational Services	REAL PROPERTY VALUATIONS	ASSETS	
STATUTORY EXPENDITURES	Code Class # of Parcels % VAL'N ASSESSED VALUATION	Cash Dec. 31, 1988	213,822.53
Pensions & F. I. C. A. 19,704.33	1 Vacant Land 239 7.99 2,321,900.00	Taxes Receivable	58,615.96
Employee Fringe Benefits	2 Residential 587 86.32 25,073,600.00	Tax Title Liens	2,841.45
Other Statutory Expenditures 5,277.42	3 Form	Foreclosed Property	
CETA And Other Public Employment Programs	4a Commercial 14 3.16 918,600.00	Emergencies & Other Deferred Charges	30,000.00
MUNICIPAL FUNCTIONS TOTAL 676,649.57	4b Industrial	State and Federal Aid Receivable	
CAPITAL IMPROVEMENTS *MEMO* 1,000.00	4c Apartments 6 2.52 732,100.00	Other Receivables	10,880.17
DEBT SERVICE	Total 846 29,046,200.00	Total	316,160.11
Principal Payments 15,000.00	Land Area .40 Sq. Miles	LIABILITIES, RESERVES, AND SURPLUS	
Interest Payments 13,108.25	Net Valuation Taxable-Municipal 29,109,136	Cash Liabilities	133,396.06
DEFERRED CHARGES	Net Valuation Taxable-County 36,762,709	Reserves for Receivables	71,686.61
SCHOOL, COUNTY, SPECIAL DISTRICT TAXES 372,626.10	State Equalized Valuation 41,327,654	Surplus Dec. 31, 1988	111,077.44
RESERVE FOR UNCOLLECTED TAXES 55,000.00	State Equalization Ratio 70.39	Total	316,160.11
EXPENDITURES TOTAL 1,132,333.92			

1113

Population 1980 8,542
 Population 1988 13,620
 S & P Rating
 Moody Rating AA

General Tax Rate Per \$100.

3.50

State Equalized Tax Rate

1.70

WEST WINDSOR TOWNSHIP — MERCER CO.**Form of Government:****Township Committee****Number of Members on Governing Body — 5****PER CAPITA:**

Gross Debt 1,620.02
 Net Debt 595.43
 Debt Service 102.57
 Total Tax Levy 2,000.40
 Municipal Expenditures 739.34

PER CENT:

Gross Debt 2.35
 Net Debt 1.01
 Tax Levy Collected 97.23
 Tax Levy Cancelled, Abated or Adjusted .10

EXPENDITURES		REVENUES-REALIZED		1988 PROPERTY TAX	
GENERAL GOVERNMENT		1988 Property Taxes Collected		STATE EQUALIZED TAX RATE	
Governing Body & Public Boards	127,898.00	25,459,286.63		Local District School Taxes	
Municipal Clerk	194,107.00	1988 Payments in Lieu of Taxes		Regional & Consolidated School Tax .91	
Financial Administration	139,809.00	Delinquent Tax & Lien Collections		School Taxes in Municipal Budget	
Assessment of Taxes	66,430.00	Business Personalty Replacement Taxes 258,156.36		County Taxes .47	
Collection of Taxes	948,948.00	Taxes from Public Utilities 1,405,673.00		County Library Taxes .05	
Planning, Housing & Development	117,297.00	Other Miscellaneous Tax Revenues		Local Municipal Purpose Taxes .26	
Human Resources	5,300.00	State Aid Revenues 108,331.16		Veteran & Senior Citizen Taxes	
Elections	887,128.00	Federal Aid Revenues		Total Taxes for Rate Computation 1.69	
General Administration (other)	85,093.00	State and Local Fiscal Assistance Act Utilized 233.18		Special District Taxes	
JUDICIARY		Sole of Acquired Property		Bank Corp. Taxes	
Municipal Courts	308,809.90	Other Miscellaneous Revenues		Added and Omitted Taxes	
PUBLIC SAFETY		Total 31,373,558.49		Total Taxes Levied - ABSTRACT	
Fire Protection	1,532,300.89	Prior Years Surplus Appropriated		Total Taxes Billed	
Police Protection	463,846.00	REVENUES		1988 TAXES COLLECTED	
Civil Defense & Disaster Control		Reserve For Uncollected Taxes 669,000.00		1988 Taxes Cancelled, Abated or Adjusted	
Environmental Inspection & Control		CAPITAL OUTLAY		Transfer to Tax Title Liens or Foreclosed	
Other Public Safety		TOTAL 1,990,232.84		Balance Outstanding Dec. 31, 1988	
PUBLIC WORKS		Public Enterprises		PRIOR YEARS TAXES OUTSTANDING	
Streets and Drainage	410,277.80	Recreation—Culture		Balance January 1, 1988	
Sewers and Sewage Processing	299,258.00	Public Works		Collected in 1988	
Gorbage and Trash Disposol	730,894.00	Buildings and Grounds		Cancelled, Abated or Adjusted 1988	
Public Buildings and Grounds	155,150.00	Library and Education		Transfers to Tax Title Liens or Foreclosed	
Other Public Works		Conservation		Balance December 31, 1988	
HEALTH and WELFARE		All Other		TAX TITLE LIENS OUTSTANDING	
Health Services Except Environmental	431,121.00	CAPITAL DEBT AUTHORIZED, DECEMBER 31, 1988		Balance January 1, 1988	
Welfare-Public Assistance	25,996.00	ISSUED AND UNISSUED		Transfer From Taxes	
Hospitals, Clinics, First Aid		GROSS DEBT		Redeemed in 1988	
Animol, Insect, & Rodent Control	23,633.00	NET DEBT		Cancelled, Abated or Adjusted (1988)	
Other Welfare Services		School 11,392,033		Transfers to Foreclosed Property	
RECREATION and CONSERVATION		Self-liquidating 10,672,622		Balance December 31, 1988	
Beaches and Boardwalks		Other 22,064,710		PROPERTY ACQUIRED BY DEED OR	
Parks, Playgrounds, Shade Trees	15,712.00	ISSUED AND OUTSTANDING		FORECLOSURE	
Land Reclamation & Conservation		School		Balance January 1, 1988	
Other Recreational Services	30,600.00	Self-Liquidating		Transfers From Taxes or Liens	
EDUCATION (excluding schools)		Other		Sole for Cash (1988)	
Libraries		Total 14,737,652.32		Cancelled, Abated or Adjusted (1988)	
Other Educational Services		EQUALIZED VALUATION BASIS		Balance December 31, 1988	
STATUTORY EXPENDITURES		FOR NET DEBT COMPUTATION		CURRENT FINANCES DECEMBER 31, 1988	
Pensions & F. I. C. A.	447,838.54	REAL PROPERTY VALUATIONS		ASSETS	
Employee Fringe Benefits	285,200.00	Code Class # of Parcels % VAL'N		Cosh Dec. 31, 1988	
Other Statutory Expenditures		ASSESED VALUATION		Taxes Receivable	
CETA and Other Public Employment Programs		1 Vacant Land 2287 9.99		Tox Title Liens	
MUNICIPAL FUNCTIONS		2 Residential 2907 54.39		Foreclosed Property	
TOTAL	7,737,647.13	3 Farm 289 1.41		Emergencies & Other Deferred Charges	
CAPITAL IMPROVEMENTS	*MEMO*	4a Commercial 193 24.78		State and Federal Aid Receivable	
DEBT SERVICE		4b Industrial 23 8.39		Other Receivables	
Principal Payments	820,000.00	4c Apartments 5 1.04		Total	
Interest Payments	578,422.50	Total 5704		LIABILITIES, RESERVES, AND SURPLUS	
DEFERRED CHARGES		Land Area 26.84 Sq. Miles		Cash Liabilities	
SCHOOL, COUNTY, SPECIAL DISTRICT TAXES	18,377,436.31	Net Valuation Taxable-Municipal		Reserves for Receivables	
RESERVE FOR UNCOLLECTED TAXES	669,000.00	Net Valuation Taxable-County		Surplus Dec. 31, 1988	
EXPENDITURES	TOTAL	State Equalized Valuation		Total	
	28,454,021.80	State Equalization Ratio			

0337

Population 1980 3,383
 Population 1988 5,439
 S & P Rating
 Moody Rating

General Tax Rate Per \$100.

2.39

State Equalized Tax Rate

2.17

WESTAMPTON TWP. - BURLINGTON CO.

Form of Government:

Township Committee

Number of Members on Governing Body - 5

PER CAPITA:

Gross Debt 815.95
 Net Debt 70.00
 Debt Service 31.62
 Total Tax Levy 919.38
 Municipal Expenditures 429.78

PER CENT:

Gross Debt 2.38
 Net Debt .20
 Tax Levy Collected 96.70
 Tax Levy Cancelled, Abated or Adjusted .57

EXPENDITURES		REVENUES-REALIZED		1988 PROPERTY TAX	
GENERAL GOVERNMENT				STATE EQUALIZED TAX RATE	
Governing Body & Public Boards		1988 Property Taxes Collected	4,836,340.00	Local District School Taxes	1,818,126.00
Municipal Clerk		1988 Payments in Lieu of Taxes		Regional & Consolidated School Tax	894,374.44
Financial Administration	50,342.00	Delinquent Tax & Lien Collections	132,310.00	School Taxes in Municipal Budget	
Assessment of Taxes	10,761.00	Business Personalty Replacement Taxes	45,081.00	County Taxes	1,136,159.42
Collection of Taxes		Taxes from Public Utilities	456,507.00	County Library Taxes	64,630.62
Planning, Housing & Development	20,039.00	Other Miscellaneous Tax Revenues		Local Municipal Purpose Taxes	950,225.00
Human Resources	12,561.03	State Aid Revenues	65,327.00	Veteran & Senior Citizen Taxes	30,950.00
Elections	1,555.00	Federal Aid Revenues		Total Taxes for Rate Computation	4,894,465.48
General Administration (other)	227,033.00	State and Local Fiscal Assistance Act Utilized	468.00	Special District Taxes	
JUDICIARY		Sale of Acquired Property		Bank Corp. Taxes	
Municipal Courts	34,333.00	Other Miscellaneous Revenues	681,046.00	Added and Omitted Taxes	136,973.00
PUBLIC SAFETY		Total	6,217,079.00	Total Taxes Levied - ABSTRACT	5,000,488.48
Fire Protection	114,131.00	Prior Years Surplus Appropriated	426,328.00	Total Taxes Billed	5,001,449.00
Police Protection	624,431.00	REVENUES TOTAL	6,643,407.00	1988 TAXES COLLECTED	4,836,340.00
Civil Defense & Disaster Control	2,000.00	Reserve For Uncollected Taxes	192,223.00	1988 Taxes Cancelled, Abated or Adjusted	28,458.00
Environmental Inspection & Control	52,855.00	CAPITAL OUTLAY TOTAL	66,779.00	Transfer to Tax Title Liens or Foreclosed	385.00
Other Public Safety				Balance Outstanding Dec. 31, 1988	136,266.00
PUBLIC WORKS				PRIOR YEARS TAXES OUTSTANDING	
Streets and Drainage	166,078.00	Public Enterprises		Balance January 1, 1988	131,058.00
Sewers and Sewage Processing	32,753.00	Recreation—Culture	6,718.00	Collected in 1988	126,133.00
Garbage and Trash Disposal	277,619.00	Public Works	60,061.00	Cancelled, Abated or Adjusted 1988	2,273.00
Public Buildings and Grounds	26,438.00	Buildings and Grounds		Transfers to Tax Title Liens or Foreclosed	138.00
Other Public Works	18,843.00	Library and Education		Balance December 31, 1988	2,514.00
HEALTH and WELFARE		Conservation		TAX TITLE LIENS OUTSTANDING	
Health Services Except Environmental	250.00	All Other		Balance January 1, 1988	7,854.00
Welfare-Public Assistance	3,200.00	CAPITAL DEBT AUTHORIZED, DECEMBER 31, 1988		Transfer From Taxes	10,460.00
Hospitals, Clinics, First Aid		ISSUED AND UNISSUED		Redeemed in 1988	6,177.00
Animal, Insect, & Rodent Control	1,753.00	School	4,028,585	Cancelled, Abated or Adjusted (1988)	
Other Welfare Services		Self-liquidating		Transfers to Foreclosed Property	
RECREATION and CONSERVATION		Other	409,355	Balance December 31, 1988	12,137.00
Beaches and Boardwalks		Total	4,437,940	PROPERTY ACQUIRED BY DEED OR FORECLOSURE	
Parks, Playgrounds, Shade Trees		ISSUED AND OUTSTANDING		Balance January 1, 1988	81,750.00
Land Reclamation & Conservation		School	4,028,585.65	Transfers From Taxes or Liens	
Other Recreational Services	12,678.00	Self-Liquidating		Sale for Cash (1988)	
EDUCATION (excluding schools)		Other	409,355.00	Cancelled, Abated or Adjusted (1988)	
Libraries		Total	4,437,940.65	Balance December 31, 1988	81,750.00
Other Educational Services		EQUALIZED VALUATION BASIS		CURRENT FINANCES DECEMBER 31, 1988	
STATUTORY EXPENDITURES		FOR NET DEBT COMPUTATION	186,295,999	ASSETS	
Pensions & F. I. C. A.	127,457.00	REAL PROPERTY VALUATIONS		Cash Dec. 31, 1988	1,664,503.00
Employee Fringe Benefits	65,500.00	Code Class # of Parcels % VAL'N		Taxes Receivable	138,780.00
Other Statutory Expenditures	7,500.00	1 Vacant Land 172 4.02	8,128,900.00	Tax Title Liens	12,137.00
CETA And Other Public Employment Programs		2 Residential 1882 79.26	160,114,000.00	Foreclosed Property	81,750.00
MUNICIPAL FUNCTIONS TOTAL	1,971,690.03	3 Farm 124 3.15	6,355,400.00	Emergencies & Other Deferred Charges	698.00
CAPITAL IMPROVEMENTS *MEMO*	13,150.00	4a Commercial 65 8.69	17,561,300.00	State and Federal Aid Receivable	2,657.00
DEBT SERVICE		4b Industrial 4 4.38	9,862,000.00	Other Receivables	3,527.00
Principal Payments	149,055.00	4c Apartments		Total	1,904,052.00
Interest Payments	22,939.00	Total 2247	202,021,600.00	LIABILITIES, RESERVES, AND SURPLUS	
DEFERRED CHARGES	1,639.00	Land Area 11.04 Sq. Miles		Cash Liabilities	1,117,055.00
SCHOOL, COUNTY, SPECIAL DISTRICT TAXES	3,913,290.48	Net Valuation Taxable-Municipal	203,705,025	Reserves for Receivables	236,194.00
RESERVE FOR UNCOLLECTED TAXES	192,223.00	Net Valuation Taxable-County	193,154,169	Surplus Dec. 31, 1988	550,803.00
EXPENDITURES TOTAL	6,250,836.56	State Equalized Valuation	224,542,333	Total	1,904,052.00
		State Equalization Ratio	90.65		

2020

Population 1980 30,447
 Population 1988 29,975
 S & P Rating
 Moody Rating AA

General Tax Rate Per \$100. 2.41
 State Equalized Tax Rate 1.65

WESTFIELD TOWN - UNION COUNTY

Form of Government:

Special Charter (P.L. 1967 c. 195)

Number of Members on Governing Body - 9

PER CAPITA:

Gross Debt 508.53
 Net Debt 294.04
 Debt Service 23.62
 Total Tax Levy 1,432.33
 Municipal Expenditures 509.31

PER CENT:

Gross Debt .72
 Net Debt .41
 Tax Levy Collected 93.35
 Tax Levy Cancelled, Abated or Adjusted .13

EXPENDITURES		REVENUES-REALIZED		1988 PROPERTY TAX	
GENERAL GOVERNMENT		1988 Property Taxes Collected		STATE EQUALIZED TAX RATE 1.00	
Governing Body & Public Boords		1988 Payments in Lieu of Taxes	42,162,099.25	Local District School Taxes	25,847,771.00
Municipal Clerk	83,000.00	Delinquent Tax & Lien Collections	627,334.06	Regional & Consolidated School Tax	
Financial Administration	63,200.00	Business Personalty Replacement Taxes	333,765.60	School Taxes in Municipal Budget	
Assessment of Taxes	77,500.00	Taxes from Public Utilities	2,339,401.00	County Taxes	9,056,759.32
Collection of Taxes	24,800.00	Other Miscellaneous Tax Revenues		County Library Taxes	
Planning, Housing & Development	15,200.00	State Aid Revenues	445,090.91	Local Municipal Purpose Taxes	7,803,130.75
Human Resources		Federal Aid Revenues		Veteran & Senior Citizen Taxes	202,350.00
Elections		State and Local Fiscal Assistance Act Utilized		Total Taxes for Rate Computation	42,915,011.57
General Administration (other)	1,615,800.00	Sale of Acquired Property		Special District Taxes	
JUDICIARY		Other Miscellaneous Revenues	3,168,845.23	Bank Corp. Taxes	67,267.21
Municipal Courts	148,400.60	Total	49,131,536.10	Added and Omitted Taxes	155,767.02
PUBLIC SAFETY		Prior Years Surplus Appropriated	1,625,000.00	Total Taxes Levied - ABSTRACT	42,935,695.30
Fire Protection	1,342,036.52	REVENUES TOTAL	50,756,536.10	Total Taxes Billed	42,868,428.59
Police Protection	2,637,542.92	Reserve For Uncollected Taxes	1,200,000.00	1988 TAXES COLLECTED	42,162,099.25
Civil Defense & Disaster Control	500.00	CAPITAL OUTLAY TOTAL	3,344,010.91	1988 Taxes Cancelled, Abated or Adjusted	56,508.49
Environmental Inspection & Control	156,350.50	Public Enterprises	26,935.74	Transfer to Tax Title Liens or Foreclosed	202.44
Other Public Safety		Recreation—Culture	10,956.35	Balance Outstanding Dec. 31, 1988	649,513.41
PUBLIC WORKS		Public Works	778,774.77	PRIOR YEARS TAXES OUTSTANDING	
Streets and Drainage	1,056,736.90	Buildings and Grounds	73,767.51	Balance January 1, 1988	627,052.45
Sewers and Sewage Processing	1,545,107.98	Library and Education	2,453,576.47	Collected in 1988	627,031.54
Garbage and Trash Disposal		Conservation		Cancelled, Abated or Adjusted 1988	
Public Buildings and Grounds	202,800.00	All Other		Transfers to Tax Title Liens or Foreclosed	
Other Public Works		CAPITAL DEBT AUTHORIZED, DECEMBER 31, 1988		Balance December 31, 1988	20.31
HEALTH and WELFARE		ISSUED AND UNISSUED		TAX TITLE LIENS OUTSTANDING	
Health Services Except Environmental	177,253.00	School	5,044,000	Balance January 1, 1988	1,630.53
Welfare-Public Assistance	51,400.00	Self-liquidating	387,000	Transfer From Taxes	202.44
Hospitals, Clinics, First Aid		Other	8,813,714	Redeemed in 1988	302.42
Animal, Insect, & Rodent Control	12,500.00	Total	15,244,714	Cancelled, Abated or Adjusted (1988)	
Other Welfare Services		ISSUED AND OUTSTANDING		Transfers to Foreclosed Property	
RECREATION and CONSERVATION		School	6,044,000.00	Balance December 31, 1988	1,530.60
Beaches and Boardwalks		Self-liquidating	137,000.00	PROPERTY ACQUIRED BY DEED OR FORECLOSURE	
Parks, Playgrounds, Shade Trees	605,300.00	Other	6,716,000.00	Balance January 1, 1988	299,020.00
Land Reclamation & Conservation		Total	12,947,000.00	Transfers From Taxes or Liens	
Other Recreational Services	195,475.00	EQUALIZED VALUATION BASIS		Sale for Cash (1988)	
EDUCATION (excluding schools)		FOR NET DEBT COMPUTATION	2,123,333.267	Cancelled, Abated or Adjusted (1988)	
Libraries	611,228.00	REAL PROPERTY VALUATIONS		Balance December 31, 1988	299,020.00
Other Educational Services		Code Class # of Parcels % VAL'N ASSESSED VALUATION		CURRENT FINANCES DECEMBER 31, 1988	
STATUTORY EXPENDITURES		1 Vacant Land 326 .58 12,022,500.00		ASSETS	
Pensions & F. I. C. A.	1,180,511.35	2 Residential 3948 37.63 1,545,459,200.00		Cash Dec. 31, 1988	17,454,568.59
Employee Fringe Benefits	611,900.00	3 Farm 2 3,100.00		Taxes Receivable	649,539.22
Other Statutory Expenditures		4a Commercial 426 9.94 175,319,300.00		Tax Title Liens	1,530.60
CETA And Other Public Employment Programs		4b Industrial 7 .31 5,523,800.00		Foreclosed Property	299,020.00
MUNICIPAL FUNCTIONS TOTAL	12,919,542.77	4c Apartments 13 1.43 25,303,800.00		Emergencies & Other Deferred Charges	
CAPITAL IMPROVEMENTS *MEMO*	435,000.00	Total 9722 1,763,636,700.00		State and Federal Aid Receivable	34,046.31
DEBT SERVICE		Land Area 6.50 Sq. Miles		Other Receivables	101,299.56
Principal Payments	450,000.00	Net Valuation Taxable-Municipal	1,774,369,140	Total	18,540,004.78
Interest Payments	403,028.00	Net Valuation Taxable-County	2,153,298,359	LIABILITIES, RESERVES, AND SURPLUS	
DEFERRED CHARGES	239,000.00	State Equalized Valuation	2,531,007,611	Cash Liabilities	15,948,566.32
SCHOOL, COUNTY, SPECIAL DISTRICT TAXES	34,904,530.82	State Equalization Ratio	63.63	Reserves for Receivables	1,051,389.38
RESERVE FOR UNCOLLECTED TAXES	1,200,000.00			Surplus Dec. 31, 1988	1,540,049.03
EXPENDITURES TOTAL	50,171,101.59			Total	18,540,004.78

0821

WESTVILLE BOROUGH – GLOUCESTER CO.**Form of Government:****Borough Council****Number of Members on Governing Body – 6****PER CAPITA:**

Gross Debt

543.69

Net Debt

70.94

Debt Service

16.20

Total Tax Levy

661.72

Municipal Expenditures

432.49

PER CENT:

Gross Debt

2.46

Net Debt

.32

Tax Levy Collected

95.59

Tax Levy Cancelled, Abated

or Adjusted

.19

Population 1980 4,786
 Population 1988 4,507
 S & P Rating
 Moody Rating 3AA

General Tax Rate Per \$100. 2.91
 State Equalized Tax Rate 2.70

EXPENDITURES		REVENUES-REALIZED		1988 PROPERTY TAX	
GENERAL GOVERNMENT				STATE EQUALIZED TAX RATE	
Governing Body & Public Boards	49,123.94	1988 Property Taxes Collected	2,831,448.17	Local District School Taxes	557,031.25
Municipal Clerk	25,032.75	1988 Payments in Lieu of Taxes		Regional & Consolidated School Tax	716,754.16
Financial Administration	8,829.39	Delinquent Tax & Lien Collections	119,886.78	School Taxes in Municipal Budget	
Assessment of Taxes	28,601.20	Business Personalty Replacement Taxes	45,409.08	County Taxes	794,448.80
Collection of Taxes	7,792.25	Taxes from Public Utilities	253,998.00	County Library Taxes	
Planning, Housing & Development		Other Miscellaneous Tax Revenues		Local Municipal Purpose Taxes	880,363.06
Human Resources		State Aid Revenues	60,734.43	Veteran & Senior Citizen Taxes	79,800.00
Elections	3,200.13	Federal Aid Revenues		Total Taxes for Rate Computation	3,028,397.27
General Administration (other)	290,942.61	State and Local Fiscal Assistance Act Utilized	30,552.97	Special District Taxes	
JUDICIARY		Sale of Acquired Property		Bank Corp. Taxes	20,381.53
Municipal Courts	40,871.19	Other Miscellaneous Revenues	527,476.73	Added and Omitted Taxes	13,391.12
PUBLIC SAFETY		Total	3,869,506.21	Total Taxes Levied - ABSTRACT	2,982,369.92
Fire Protection	53,560.75	Prior Years Surplus Appropriated	172,519.17	Total Taxes Billed	2,961,988.39
Police Protection	406,196.05	REVENUES TOTAL	4,042,025.38	1988 TAXES COLLECTED	2,831,448.17
Civil Defense & Disaster Control	778.22	Reserve For Uncollected Taxes	146,025.07	1988 Taxes Cancelled, Abated or Adjusted	5,559.97
Environmental Inspection & Control	15,910.44	CAPITAL OUTLAY TOTAL	1,690.00	Transfer to Tax Title Liens or Foreclosed	707.13
Other Public Safety				Balance Outstanding Dec. 31, 1988	124,273.12
PUBLIC WORKS				PRIOR YEARS TAXES OUTSTANDING	
Streets and Drainage	39,059.06	Public Enterprises	1,690.00	Balance January 1, 1988	109,820.30
Sewers and Sewage Processing	91,921.30	Recreation—Culture		Collected in 1988	105,230.64
Garbage and Trash Disposal	318,503.32	Public Works		Cancelled, Abated or Adjusted 1988	452.72
Public Buildings and Grounds	10,935.00	Buildings and Grounds		Transfers to Tax Title Liens or Foreclosed	
Other Public Works	13,145.10	Library and Education		Balance December 31, 1988	4,136.94
HEALTH and WELFARE		Conservation		TAX TITLE LIENS OUTSTANDING	
Health Services Except Environmental	399.67	All Other		Balance January 1, 1988	24,724.84
Welfare-Public Assistance	4,295.40	CAPITAL DEBT AUTHORIZED, DECEMBER 31, 1988		Transfer From Taxes	707.13
Hospitals, Clinics, First Aid		ISSUED AND UNISSUED		Redeemed in 1988	14,656.14
Animal, Insect, & Rodent Control	2,375.00	GROSS DEBT		Cancelled, Abated or Adjusted (1988)	
Other Welfare Services		School	1,055,900	Transfers to Foreclosed Property	
RECREATION and CONSERVATION		Self-liquidating	1,074,749	Balance December 31, 1988	10,775.83
Beaches and Boardwalks		Other	319,742	PROPERTY ACQUIRED BY DEED OR	
Parks, Playgrounds, Shade Trees	49,762.35	Total	2,450,392	FORECLOSURE	
Land Reclamation & Conservation	500.00	ISSUED AND OUTSTANDING		Balance January 1, 1988	13,350.00
Other Recreational Services	3,155.13	School	1,055,900.72	Transfers From Taxes or Liens	
EDUCATION (excluding schools)		Self-Liquidating	1,072,070.09	Sale for Cash (1988)	
Libraries	33,400.03	Other	313,264.00	Cancelled, Abated or Adjusted (1988)	
Other Educational Services		Total	2,446,234.81	Balance December 31, 1988	13,350.00
STATUTORY EXPENDITURES		EQUALIZED VALUATION BASIS		CURRENT FINANCES DECEMBER 31, 1988	
Pensions & F. I. C. A.	123,157.01	FOR NET DEBT COMPUTATION	99,434,961	ASSETS	
Employee Fringe Benefits	33,076.00	REAL PROPERTY VALUATIONS		Cash Dec. 31, 1988	414,168.57
Other Statutory Expenditures		Code Class # of Parcels % VAL'N		Taxes Receivable	128,410.06
CETA And Other Public Employment Programs		1 Vacant Land 89 1.15	1,156,600.00	Tax Title Liens	10,775.83
MUNICIPAL FUNCTIONS TOTAL	1,720,539.29	2 Residential 1371 71.25	71,723,500.00	Foreclosed Property	13,350.00
CAPITAL IMPROVEMENTS *MEMO*	5,000.00	3 Farm		Emergencies & Other Deferred Charges	36,674.50
DEBT SERVICE		4a Commercial 118 13.32	13,910,500.00	State and Federal Aid Receivable	
Principal Payments	47,945.00	4b Industrial 22 8.22	8,276,100.00	Other Receivables	94,720.59
Interest Payments	25,070.18	4c Apartments 11 5.56	5,598,800.00	Total	698,099.55
		Total 1611	100,665,500.00	LIABILITIES, RESERVES, AND SURPLUS	
DEFERRED CHARGES	9,602.60	Land Area 1.21 Sq. Miles		Cash Liabilities	138,984.31
SCHOOL, COUNTY, SPECIAL DISTRICT TAXES	2,063,234.21	Net Valuation Taxable-Municipal	101,610,751	Reserves for Receivables	247,256.48
RESERVE FOR UNCOLLECTED TAXES	146,025.07	Net Valuation Taxable-County	101,548,306	Surplus Dec. 31, 1988	311,858.76
EXPENDITURES TOTAL	4,017,466.35	State Equalized Valuation	109,444,389	Total	698,099.55
		State Equalization Ratio	92.78		

0267
 Population 1980 10,714
 Population 1988 10,860
 S & P Rating
 Moody Rating A1

General Tax Rate Per \$100. 1.87
 State Equalized Tax Rate 1.47

WESTWOOD BOROUGH - BERGEN COUNTY
Form of Government:
Borough Council
Number of Members on Governing Body - 6

PER CAPITA: Grass Debt 444.49 PER CENT: Grass Debt .72
 Net Debt 392.83 Net Debt .64
 Debt Service 31.15 Tax Levy Collected 98.06
 Total Tax Levy 1,090.31 Tax Levy Cancelled, Abated or Adjusted .30
 Municipal Expenditures 562.33

EXPENDITURES		REVENUES-REALIZED		1988 PROPERTY TAX	
GENERAL GOVERNMENT		1988 Property Taxes Collected		STATE EQUALIZED TAX RATE	
Governing Body & Public Boards	7,500.00	11,572,469.03		Local District School Taxes	
Municipal Clerk		1988 Payments in Lieu of Taxes		Regional & Consolidated School Tax .75	
Financial Administration	33,100.00	Delinquent Tax & Lien Collections		School Taxes in Municipal Budget	
Assessment of Taxes	42,876.00	Business Personalty Replacement Taxes		County Taxes .22	
Collection of Taxes	67,515.00	Taxes from Public Utilities		County Library Taxes	
Planning, Housing & Development	17,725.00	Other Miscellaneous Tax Revenues		Local Municipal Purpose Taxes .49	
Human Resources	50,000.00	State Aid Revenues		Veteran & Senior Citizen Taxes	
Elections	17,000.00	Federal Aid Revenues		Total Taxes for Rate Computation	
General Administration (other)	521,946.93	State and Local Fiscal Assistance Act Utilized		Special District Taxes	
JUDICIARY		Sale of Acquired Property		Bank Corp. Taxes	
Municipal Courts	62,124.66	Other Miscellaneous Revenues		Added and Omitted Taxes	
PUBLIC SAFETY		Total		Total Taxes Levied - ABSTRACT	
Fire Protection	117,575.21	Prior Years Surplus Appropriated		Total Taxes Billed	
Police Protection	1,151,711.00	REVENUES TOTAL		1988 TAXES COLLECTED	
Civil Defense & Disaster Control	300.00	Reserve For Uncollected Taxes		1988 Taxes Cancelled, Abated or Adjusted	
Environmental Inspection & Control	53,222.00	CAPITAL OUTLAY TOTAL		Transfer to Tax Title Liens or Foreclosed	
Other Public Safety		Public Enterprises		Balance Outstanding Dec. 31, 1988	
PUBLIC WORKS		Recreation—Culture		PRIOR YEARS TAXES OUTSTANDING	
Streets and Drainage	502,397.53	Public Works		Balance January 1, 1988	
Sewers and Sewage Processing	446,733.75	Buildings and Grounds		Collected in 1988	
Garbage and Trash Disposal	1,156,479.97	Library and Education		Cancelled, Abated or Adjusted 1988	
Public Buildings and Grounds	126,624.11	Conservation		Transfers to Tax Title Liens or Foreclosed	
Other Public Works		All Other		Balance December 31, 1988	
HEALTH and WELFARE		CAPITAL DEBT AUTHORIZED, DECEMBER 31, 1988		TAX TITLE LIENS OUTSTANDING	
Health Services Except Environmental	92,385.00	ISSUED AND UNISSUED GROSS DEBT NET DEBT		Balance January 1, 1988	
Welfare-Public Assistance	16,800.00	School 464,668		Transfer From Taxes	
Hospitals, Clinics, First Aid		Self-liquidating 4,362,497		Redeemed in 1988	
Animal, Insect, & Rodent Control	3,000.00	Other 4,827,165		Cancelled, Abated or Adjusted (1988)	
Other Welfare Services		Total 4,827,165		Transfers to Foreclosed Property	
RECREATION and CONSERVATION		ISSUED AND OUTSTANDING		Balance December 31, 1988	
Beaches and Boardwalks		School 464,668.44		PROPERTY ACQUIRED BY DEED OR	
Parks, Playgrounds, Shade Trees	2,000.00	Self-Liquidating 2,770,800.00		FORECLOSURE	
Land Reclamation & Conservation	40,868.86	Other 3,235,468.44		Balance January 1, 1988	
Other Recreational Services	129,716.00	EQUALIZED VALUATION BASIS		Transfers From Taxes or Liens	
EDUCATION (excluding schools)		FOR NET DEBT COMPUTATION		Sale for Cash (1988)	
Libraries	206,405.45	REAL PROPERTY VALUATIONS		Cancelled, Abated or Adjusted (1988)	
Other Educational Services		Code Class # of Parcels % VAL'N ASSESSED VALUATION		Balance December 31, 1988	
STATUTORY EXPENDITURES		1 Vacant Land 213 1.58 9,901,600.00		CURRENT FINANCES DECEMBER 31, 1988	
Pensions & F. I. C. A.	369,219.21	2 Residential 2947 72.16 451,510,100.00		ASSETS	
Employee Fringe Benefits	183,213.09	3 Farm 110,733,500.00		Cash Dec. 31, 1988	
Other Statutory Expenditures	1.00	4a Commercial 212 17.70 22,540,700.00		Taxes Receivable	
CETA And Other Public Employment Programs		4b Industrial 34 3.60 31,029,900.00		Tax Title Liens	
MUNICIPAL FUNCTIONS TOTAL	5,423,479.78	4c Apartments 23 4.96 625,715,800.00		Foreclosed Property	
CAPITAL IMPROVEMENTS *MEMO*	100,000.00	Total 3429		Emergencies & Other Deferred Charges	
DEBT SERVICE		Land Area 2.40 Sq. Miles		State and Federal Aid Receivable	
Principal Payments	143,400.00	Net Valuation Taxable-Municipal		Other Receivables	
Interest Payments	194,915.59	Net Valuation Taxable-County		Total	
DEFERRED CHARGES		State Equalized Valuation		LIABILITIES, RESERVES, AND SURPLUS	
SCHOOL, COUNTY, SPECIAL DISTRICT TAXES	112,020.65	State Equalization Ratio		Cash Liabilities	
RESERVE FOR UNCOLLECTED TAXES	233,614.98			Reserves for Receivables	
EXPENDITURES TOTAL	13,871,028.96			Surplus Dec. 31, 1988	

0123

Population 1980 1,260
 Population 1988 1,530
 S & P Rating
 Moody Rating

General Tax Rate Per \$100. 2.21
 State Equalized Tax Rate 2.06

WEYMOUTH TOWNSHIP - ATLANTIC CO.

Form of Government:

Township Committee

Number of Members on Governing Body - 3

PER CAPITA:

Gross Debt 671.33
 Net Debt 113.82
 Debt Service 14.42
 Total Tax Levy 666.50
 Municipal Expenditures 343.39

PER CENT:

Gross Debt 2.46
 Net Debt .42
 Tax Levy Collected 87.60
 Tax Levy Cancelled, Abated or Adjusted

EXPENDITURES		REVENUES-REALIZED		1988 PROPERTY TAX	
GENERAL GOVERNMENT				STATE EQUALIZED TAX RATE	
Governing Body & Public Boards		1988 Property Taxes Collected	390,888.47	Local District School Taxes 1.35	656,099.04
Municipal Clerk		1988 Payments in Lieu of Taxes		Regional & Consolidated School Tax	
Financial Administration	17,393.93	Delinquent Tax & Lien Collections	94,209.33	School Taxes in Municipal Budget	
Assessment of Taxes	11,020.34	Business Personalty Replacement Taxes	8,530.92	County Taxes .40 *	193,520.87
Collection of Taxes	12,000.00	Taxes from Public Utilities	137,592.00	County Library Taxes .03	13,901.79
Planning, Housing & Development	6,700.00	Other Miscellaneous Tax Revenues		Local Municipal Purpose Taxes .29	138,976.98
Human Resources		State Aid Revenues	9,905.37	Veteran & Senior Citizen Taxes	20,000.00
Elections		Federal Aid Revenues		Total Taxes for Rate Computation 2.07	1,022,498.68
General Administration (other)	146,500.00	State and Local Fiscal Assistance Act Utilized		Special District Taxes	
JUDICIARY		Sale of Acquired Property		Bank Corp. Taxes	2,795.44
Municipal Courts	10,200.00	Other Miscellaneous Revenues	71,079.33	Added and Omitted Taxes	14,444.92
PUBLIC SAFETY		Total	1,212,205.42	Total Taxes Levied - ABSTRACT	1,019,739.04
Fire Protection	15,333.30	Prior Years Surplus Appropriated	127,731.68	Total Taxes Billed	1,016,943.60
Police Protection	7,600.00	REVENUES TOTAL	1,339,937.10	1988 TAXES COLLECTED	890,888.47
Civil Defense & Disaster Control	1,300.00	Reserve For Uncollected Taxes	109,307.53	1988 Taxes Cancelled, Abated or Adjusted	
Environmental Inspection & Control	2,400.00	CAPITAL OUTLAY TOTAL	57,016.35	Transfer to Tax Title Liens or Foreclosed	
Other Public Safety				Balance Outstanding Dec. 31, 1988	126,055.13
PUBLIC WORKS				PRIOR YEARS TAXES OUTSTANDING	
Streets and Drainage	44,100.00	Public Enterprises		Balance January 1, 1988	99,157.68
Sewers and Sewage Processing		Recreation—Culture		Collected in 1988	86,225.38
Garbage and Trash Disposal	43,300.00	Public Works	57,016.35	Cancelled, Abated or Adjusted 1988	
Public Buildings and Grounds	26,250.00	Buildings and Grounds		Transfers to Tax Title Liens or Foreclosed	
Other Public Works		Library and Education		Balance December 31, 1988	12,932.30
HEALTH and WELFARE		Conservation		TAX TITLE LIENS OUTSTANDING	
Health Services Except Environmental	1,350.00	All Other		Balance January 1, 1988	25,743.54
Welfare-Public Assistance		CAPITAL DEBT AUTHORIZED, DECEMBER 31, 1988		Transfer From Taxes	
Hospitals, Clinics, First Aid		ISSUED AND UNISSUED		Redeemed in 1988	7,983.95
Animal, Insect, & Rodent Control	2,527.70	GROSS DEBT	853,000	Cancelled, Abated or Adjusted (1988)	
Other Welfare Services		NET DEBT		Transfers to Foreclosed Property	
RECREATION and CONSERVATION		School	174,140	Balance December 31, 1988	17,759.59
Beaches and Boardwalks		Self-Liquidating		PROPERTY ACQUIRED BY DEED OR	
Parks, Playgrounds, Shade Trees		Other	174,140	FORECLOSURE	
Land Reclamation & Conservation		Total	1,027,140	Balance January 1, 1988	31,735.00
Other Recreational Services	1,200.00	ISSUED AND OUTSTANDING		Transfers From Taxes or Liens	
EDUCATION (excluding schools)		School	853,000.00	Sole for Cash (1988)	
Libraries		Self-Liquidating		Cancelled, Abated or Adjusted (1988)	
Other Educational Services	2,300.00	Other	80,250.00	Balance December 31, 1988	31,735.00
STATUTORY EXPENDITURES		Total	933,250.00	CURRENT FINANCES DECEMBER 31, 1988	
Pensions & F. I. C. A.	9,800.00	EQUALIZED VALUATION BASIS	41,712,712	ASSETS	
Employee Fringe Benefits		FOR NET DEBT COMPUTATION		Cash Dec. 31, 1988	258,694.03
Other Statutory Expenditures		REAL PROPERTY VALUATIONS		Taxes Receivable	138,987.43
CETA And Other Public Employment Programs		Code Class # of Parcels % VAL'N		Tax Title Liens	17,759.59
MUNICIPAL FUNCTIONS TOTAL	361,330.47	1 Vacant Land 500 20.94	9,346,300.00	Foreclosed Property	31,735.00
CAPITAL IMPROVEMENTS * MEMO *	12,500.00	2 Residential 482 65.21	29,101,200.00	Emergencies & Other Deferred Charges	34,501.45
DEBT SERVICE		3 Farm 11 .31	135,300.00	State and Federal Aid Receivable	6,013.70
Principal Payments	14,000.00	4a Commercial 32 10.12	4,514,100.00	Other Receivables	6,261.00
Interest Payments	8,068.49	4b Industrial		Total	493,952.20
DEFERRED CHARGES	32,679.75	4c Apartments 2 3.42	1,526,900.00	LIABILITIES, RESERVES, AND SURPLUS	
SCHOOL, COUNTY, SPECIAL DISTRICT TAXES	863,521.70	Total 1027	44,623,800.00	Cash Liabilities	139,082.45
RESERVE FOR UNCOLLECTED TAXES	109,307.53	Land Area 12.00 Sq. Miles		Reserves for Receivables	194,743.02
EXPENDITURES TOTAL	1,388,907.94	Net Valuation Taxable-Municipal	45,400,001	Surplus Dec. 31, 1988	160,126.73
		Net Valuation Taxable-County	42,997,540	Total	493,952.20
		State Equalized Valuation	48,614,752		
		State Equalization Ratio	93.28		

1439

Population 1980 5,485
 Population 1988 5,514
 S & P Rating
 Moody Rating A

General Tax Rate Per \$100. 3.84
 State Equalized Tax Rate 1.82

WHARTON BOROUGH — MORRIS COUNTY
Form of Government:
Borough Council
Number of Members on Governing Body — 6

PER CAPITA: 700.50
 Gross Debt 378.13
 Net Debt 33.98
 Debt Service 1,016.22
 Total Tax Levy 373.84
 Municipal Expenditures

PER CENT
 Gross Debt 1.54
 Net Debt .33
 Tax Levy Collected 99.00
 Tax Levy Cancelled, Abated or Adjusted .01

EXPENDITURES		REVENUES-REALIZED		1988 PROPERTY TAX	
GENERAL GOVERNMENT		1988 Property Taxes Collected		STATE EQUALIZED TAX RATE	
Governing Body & Public Boards			5,544,242.20	Local District School Taxes	.73 2,093,171.50
Municipal Clerk	55,797.76	1988 Payments in Lieu of Taxes		Regional & Consolidated School Tax	.40 1,150,233.25
Financial Administration	15,460.00	Delinquent Tax & Lien Collections	74,241.69	School Taxes in Municipal Budget	
Assessment of Taxes	24,015.00	Business Personalty Replacement Taxes	113,061.64	County Taxes	.25 713,413.39
Collection of Taxes	25,040.00	Taxes from Public Utilities	277,069.00	County Library Taxes	
Planning, Housing & Development	11,299.29	Other Miscellaneous Tax Revenues	62,254.21	Local Municipal Purpose Taxes	.44 1,255,373.00
Human Resources	1,953.67	State Aid Revenues		Veteran & Senior Citizen Taxes	
Elections	274,576.39	Federal Aid Revenues		Total Taxes for Rate Computation	1.32 5,252,954.64
General Administration (other)		State and Local Fiscal Assistance Act Utilized		Special District Taxes	
JUDICIARY		Sale of Acquired Property		Bank Corp. Taxes	6,913.73
Municipal Courts	16,130.00	Other Miscellaneous Revenues	246,612.39	Added and Omitted Taxes	31,168.54
PUBLIC SAFETY		Total	6,317,431.63	Total Taxes Levied - ABSTRACT	5,603,442.83
Fire Protection	44,891.81	Prior Years Surplus Appropriated	275,000.00	Total Taxes Billed	5,600,086.86
Police Protection	552,510.00	REVENUES TOTAL	6,592,481.63	1988 TAXES COLLECTED	5,544,242.20
Civil Defense & Disaster Control	500.00	Reserve For Uncollected Taxes	156,506.72	1988 Taxes Cancelled, Abated or Adjusted	315.54
Environmental Inspection & Control	27,522.00	CAPITAL OUTLAY TOTAL	329,419.99	Transfer to Tax Title Liens or Foreclosed	3,395.00
Other Public Safety				Balance Outstanding Dec. 31, 1988	51,634.12
PUBLIC WORKS				PRIOR YEARS TAXES OUTSTANDING	
Streets and Drainage	185,024.33	Public Enterprises	41,905.07	Balance January 1, 1988	75,547.66
Sewers and Sewage Processing		Recreation—Culture		Collected in 1988	70,473.94
Garbage and Trash Disposal	69,465.00	Public Works	265,839.33	Cancelled, Abated or Adjusted 1988	
Public Buildings and Grounds		Buildings and Grounds	21,675.53	Transfers to Tax Title Liens or Foreclosed	653.24
Other Public Works		Library and Education		Balance December 31, 1988	4,415.43
HEALTH and WELFARE		Conservation		TAX TITLE LIENS OUTSTANDING	
Health Services Except Environmental	42,503.00	All Other		Balance January 1, 1988	29,907.50
Welfare-Public Assistance	3,735.00	CAPITAL DEBT AUTHORIZED, DECEMBER 31, 1988		Transfer From Taxes	4,633.72
Hospitals, Clinics, First Aid	600.00	ISSUED AND UNISSUED		Redeemed in 1988	3,767.75
Animal, Insect, & Rodent Control		SCHOOL	1,239,974	Cancelled, Abated or Adjusted (1988)	
Other Welfare Services		Self-Liquidating	537,600	Transfers to Foreclosed Property	29,313.15
RECREATION and CONSERVATION		Other	2,035,000	Balance December 31, 1988	1,460.32
Beaches and Boardwalks		Total	3,812,574	PROPERTY ACQUIRED BY DEED OR FORECLOSURE	
Parks, Playgrounds, Shade Trees	3,334.65	ISSUED AND OUTSTANDING		Balance January 1, 1988	55,541.35
Land Reclamation & Conservation	122,732.00	SCHOOL	676,474.94	Transfers From Taxes or Liens	29,313.15
Other Recreational Services		Self-Liquidating	537,600.00	Sale for Cash (1988)	
EDUCATION (excluding schools)		Other	2,035,000.00	Cancelled, Abated or Adjusted (1988)	
Libraries	76,130.00	Total	3,319,074.94	Balance December 31, 1988	35,355.00
Other Educational Services		EQUALIZED VALUATION BASIS		CURRENT FINANCES DECEMBER 31, 1988	
STATUTORY EXPENDITURES		FOR NET DEBT COMPUTATION	251,367,131	ASSETS	
Pensions & F. I. C. A.	127,127.20	REAL PROPERTY VALUATIONS		Cash Dec. 31, 1988	1,301,955.52
Employee Fringe Benefits	53,935.41	Code Class # of Parcels % VAL'N		Taxes Receivable	56,049.60
Other Statutory Expenditures		1 Vacant Land 103 2.49	3,372,600.00	Tax Title Liens	1,460.32
CETA And Other Public Employment Programs		2 Residential 1511 72.92	98,741,100.00	Foreclosed Property	35,355.00
MUNICIPAL FUNCTIONS TOTAL	1,744,932.51	3 Farm 3 .05	65,100.00	Emergencies & Other Deferred Charges	
CAPITAL IMPROVEMENTS *MEMO*	30,452.00	4a Commercial 66 8.59	11,631,300.00	State and Federal Aid Receivable	
DEBT SERVICE		4b Industrial 19 13.31	13,027,700.00	Other Receivables	7,206.24
Principal Payments	36,755.00	4c Apartments 8 2.64	3,569,100.00	Total	1,452,526.63
Interest Payments	100,635.37	Total 1710	135,406,900.00	LIABILITIES, RESERVES, AND SURPLUS	
DEFERRED CHARGES	71.39	Land Area 1.95 Sq. Miles		Cash Liabilities	302,245.98
SCHOOL, COUNTY, SPECIAL DISTRICT TAXES	4,309,977.56	Net Valuation Taxable-Municipal	135,327,276	Reserves for Receivables	150,571.16
RESERVE FOR UNCOLLECTED TAXES	156,506.72	Net Valuation Taxable-County	303,662,372	Surplus Dec. 31, 1988	499,709.54
EXPENDITURES TOTAL	6,398,879.05	State Equalized Valuation	295,437,534	Total	1,452,526.63
		State Equalization Ratio	47.50		

2123

Population 1980 2,743

Population 1988 3,121

S & P Rating

Moody Rating

General Tax Rate Per \$100.

4.13

State Equalized Tax Rate

1.55

WHITE TOWNSHIP - WARREN COUNTY

Form of Government:

Township Committee

Number of Members on Governing Body - 3

PER CAPITA:

Gross Debt

Net Debt

Debt Service

Total Tax Levy

Municipal Expenditures

1,464.65

276.06

PER CENT:

Gross Debt

Net Debt

Tax Levy Collected

Tax Levy Cancelled, Abated

or Adjusted

96.28

EXPENDITURES		REVENUES-REALIZED		1988 PROPERTY TAX	
GENERAL GOVERNMENT		1988 Property Taxes Collected		STATE EQUALIZED TAX RATE	
Governing Body & Public Boards		1988 Payments in Lieu of Taxes	4,409,284.86	Local District School Taxes	36
Municipal Clerk		Delinquent Tax & Lien Collections	133,512.98	Regional & Consolidated School Tax	
Financial Administration	21,120.00	Business Personalty Replacement Taxes	65,318.56	School Taxes in Municipal Budget	
Assessment of Taxes	17,710.00	Taxes from Public Utilities	137,436.00	County Taxes	.64
Collection of Taxes	26,343.00	Other Miscellaneous Tax Revenues	19,181.31	County Library Taxes	.02
Planning, Housing & Development	45,865.00	State Aid Revenues		Local Municipal Purpose Taxes	.02
Human Resources		Federal Aid Revenues		Veteran & Senior Citizen Taxes	
Elections		State and Local Fiscal Assistance Act Utilized		Total Taxes for Rate Computation	1.54
General Administration (other)	102,545.13	Sale of Acquired Property		Special District Taxes	
JUDICIARY		Other Miscellaneous Revenues	136,769.02	Bank Corp. Taxes	
Municipal Courts	21,841.00	Total	5,002,052.73	Added and Omitted Taxes	63,079.53
PUBLIC SAFETY		Prior Years Surplus Appropriated	373,527.50	Total Taxes Levied - ABSTRACT	4,571,181.10
Fire Protection	10,525.00	REVENUES TOTAL	5,375,580.23	Total Taxes Billed	4,579,747.48
Police Protection	6,000.00	Reserve For Uncollected Taxes	272,995.69	1988 TAXES COLLECTED	4,409,284.86
Civil Defense & Disaster Control	1,200.00	CAPITAL OUTLAY TOTAL	25,476.40	1988 Taxes Cancelled, Abated or Adjusted	46.20
Environmental Inspection & Control	32,610.00	Public Enterprises		Transfer to Tax Title Liens or Foreclosed	982.94
Other Public Safety		Recreation—Culture		Balance Outstanding Dec. 31, 1988	169,433.48
PUBLIC WORKS		Public Works	25,476.40	PRIOR YEARS TAXES OUTSTANDING	
Streets and Drainage	135,500.00	Buildings and Grounds		Balance January 1, 1988	130,889.70
Sewers and Sewage Processing	9,593.43	Library and Education		Collected in 1988	128,573.13
Garbage and Trash Disposal	14,900.00	Conservation		Cancelled, Abated or Adjusted 1988	303.09
Public Buildings and Grounds	17,150.00	All Other		Transfers to Tax Title Liens or Foreclosed	
Other Public Works		CAPITAL DEBT AUTHORIZED, DECEMBER 31, 1988		Balance December 31, 1988	2,013.48
HEALTH and WELFARE		ISSUED AND UNISSUED		TAX TITLE LIENS OUTSTANDING	
Health Services Except Environmental	200.00	School		Balance January 1, 1988	8,953.18
Welfare-Public Assistance	2,200.00	Self-liquidating		Transfer From Taxes	982.94
Hospitals, Clinics, First Aid		Other		Redeemed in 1988	4,939.85
Animal, Insect, & Rodent Control	2,800.00	Total		Cancelled, Abated or Adjusted (1988)	
Other Welfare Services		ISSUED AND OUTSTANDING		Transfers to Foreclosed Property	
RECREATION and CONSERVATION		School		Balance December 31, 1988	4,996.27
Beaches and Boardwalks		Self-Liquidating		PROPERTY ACQUIRED BY DEED OR	
Parks, Playgrounds, Shade Trees	1,000.00	Other		FORECLOSURE	
Land Reclamation & Conservation	2,500.00	Total		Balance January 1, 1988	48,300.00
Other Recreational Services	4,060.00	EQUALIZED VALUATION BASIS		Transfers From Taxes or Liens	
EDUCATION (excluding schools)		FOR NET DEBT COMPUTATION	237,320,524	Sale for Cash (1988)	
Libraries		REAL PROPERTY VALUATIONS		Cancelled, Abated or Adjusted (1988)	
Other Educational Services	1,200.00	Code Class # of Parcels % VAL'N		Balance December 31, 1988	48,300.00
STATUTORY EXPENDITURES		ASSESSED VALUATION		CURRENT FINANCES DECEMBER 31, 1988	
Pensions & F. I. C. A.	30,523.00	1 Vacant Land 398 5.34	5,813,250.00	ASSETS	
Employee Fringe Benefits	17,025.00	2 Residential 359 38.49	41,926,307.00	Cash Dec. 31, 1988	525,191.85
Other Statutory Expenditures	600.00	3 Farm 317 4.99	5,432,761.00	Taxes Receivable	171,446.96
CETA And Other Public Employment Programs		4a Commercial 80 6.06	6,599,965.00	Tax Title Liens	4,996.27
MUNICIPAL FUNCTIONS TOTAL	575,510.56	4b Industrial 2 43.22	47,081,260.00	Foreclosed Property	48,300.00
CAPITAL IMPROVEMENTS *MEMO*		4c Apartments 6 1.90	2,068,523.00	Emergencies & Other Deferred Charges	50,779.13
DEBT SERVICE		Total 1662	108,922,066.00	State and Federal Aid Receivable	
Principal Payments		Land Area 27.35 Sq. Miles		Other Receivables	12,521.27
Interest Payments		Net Valuation Taxable-Municipal	109,364,320	Total	813,235.48
DEFERRED CHARGES	13,079.25	Net Valuation Taxable-County	243,738,833	LIABILITIES, RESERVES, AND SURPLUS	
SCHOOL, COUNTY, SPECIAL DISTRICT TAXES	4,453,121.57	State Equalized Valuation	291,522,567	Cash Liabilities	140,738.65
RESERVE FOR UNCOLLECTED TAXES	272,995.69	State Equalization Ratio	37.42	Reserves for Receivables	236,542.70
EXPENDITURES TOTAL	5,314,637.07			Surplus Dec. 31, 1988	435,954.13
				Total	813,235.48

0514

Population 1980 4,913
 Population 1988 4,969
 S & P Rating B3B
 Moody Rating AAA

General Tax Rate Per \$100. 3.07
 State Equalized Tax Rate 2.66

WILDWOOD CITY - CAPE MAY COUNTY

Form of Government:

Mayor-Council Plan D (OMCL 50)

Number of Members on Governing Body - 5

PER CAPITA:

Gross Debt 4,929.01
 Net Debt 2,861.39
 Debt Service 329.55
 Total Tax Levy 2,646.49
 Municipal Expenditures 2,544.02

PER CENT:

Gross Debt 5.49
 Net Debt 3.19
 Tax Levy Collected 90.51
 Tax Levy Cancelled, Abated or Adjusted

EXPENDITURES	REVENUES-REALIZED	1988 PROPERTY TAX
GENERAL GOVERNMENT		STATE EQUALIZED TAX RATE → .31
Governing Body & Public Boards 149,573.13	1988 Property Taxes Collected 11,855,033.95	Local District School Taxes 3,957,709.00
Municipal Clerk 152,556.93	1988 Payments in Lieu of Taxes 36,331.36	Regional & Consolidated School Tax 24,500.00
Financial Administration 82,345.70	Delinquent Tax & Lien Collections 1,030,672.32	School Taxes in Municipal Budget .01
Assessment of Taxes 53,436.30	Business Personalty Replacement Taxes 267,062.12	County Taxes .41
Collection of Taxes 53,869.98	Taxes from Public Utilities 961,125.00	County Library Taxes .02
Planning, Housing & Development 137,138.37	Other Miscellaneous Tax Revenues	Local Municipal Purpose Taxes 1.42
Human Resources 103,315.21	State Aid Revenues 218,939.82	Veteran & Senior Citizen Taxes
Elections 3,000.00	Federal Aid Revenues 279,494.00	Total Taxes for Rate Computation 2.57
General Administration (other) 1,709,863.84	State and Local Fiscal Assistance Act Utilized 2,120.00	Special District Taxes
JUDICIARY	Sale of Acquired Property	Bank Corp. Taxes 52,436.05
Municipal Courts 149,677.93	Other Miscellaneous Revenues 3,020,728.32	Added and Omitted Taxes 59,170.65
PUBLIC SAFETY	Total 17,721,576.79	Total Taxes Levied - ABSTRACT 13,150,423.80
Fire Protection 743,954.09	Prior Years Surplus Appropriated 240,000.00	Total Taxes Billed 13,097,942.75
Police Protection 2,052,011.72	REVENUES TOTAL 17,961,576.79	1988 TAXES COLLECTED 11,855,033.95
Civil Defense & Disaster Control	Reserve For Uncollected Taxes 1,220,919.13	1988 Taxes Cancelled, Abated or Adjusted
Environmental Inspection & Control 134,713.12	CAPITAL OUTLAY TOTAL 4,030,123.34	Transfer to Tax Title Liens or Foreclosed
Other Public Safety	Public Enterprises 361,650.07	Balance Outstanding Dec. 31, 1988 1,242,903.90
PUBLIC WORKS	Recreation—Culture	PRIOR YEARS TAXES OUTSTANDING
Streets and Drainage 1,291,519.99	Public Works 1,478,982.33	Balance January 1, 1988 1,097,038.09
Sewers and Sewage Processing 544,522.52	Buildings and Grounds 2,189,490.89	Collected in 1988 1,069,499.32
Garbage and Trash Disposal 325,995.41	Library and Education	Cancelled, Abated or Adjusted 1988 6,150.00
Public Buildings and Grounds 300,966.44	Conservation	Transfers to Tax Title Liens or Foreclosed 5,315.61
Other Public Works 57,725.00	All Other	Balance December 31, 1988 16,073.16
HEALTH and WELFARE	CAPITAL DEBT AUTHORIZED, DECEMBER 31, 1988	TAX TITLE LIENS OUTSTANDING
Health Services Except Environmental	ISSUED AND UNISSUED GROSS DEBT NET DEBT	Balance January 1, 1988 70,503.95
Welfare-Public Assistance 40,506.66	School 1,117,000	Transfer From Taxes 5,315.61
Hospitals, Clinics, First Aid	Self-liquidating 7,670,500	Redeemed in 1988 11,173.00
Animal, Insect, & Rodent Control 5,500.00	Other 15,704,765	Cancelled, Abated or Adjusted (1988)
Other Welfare Services	Total 24,492,265	Transfers to Foreclosed Property
RECREATION and CONSERVATION	ISSUED AND OUTSTANDING	Balance December 31, 1988 64,646.56
Beaches and Boardwalks 285,095.21	School 1,117,000.00	PROPERTY ACQUIRED BY DEED OR FORECLOSURE
Parks, Playgrounds, Shade Trees	Self-Liquidating 6,375,000.00	Balance January 1, 1988 357,840.00
Land Reclamation & Conservation 14,536.30	Other 14,839,000.00	Transfers From Taxes or Liens
Other Recreational Services 85,632.62	Total 22,331,000.00	Sale for Cash (1988)
EDUCATION (excluding schools)	EQUALIZED VALUATION BASIS	Cancelled, Abated or Adjusted (1988)
Libraries	FOR NET DEBT COMPUTATION 445,991,333	Balance December 31, 1988 357,840.00
Other Educational Services	REAL PROPERTY VALUATIONS	CURRENT FINANCES DECEMBER 31, 1988
STATUTORY EXPENDITURES	Code Class # of Parcels % VAL'N ASSESSED VALUATION	ASSETS
Pensions & F. I. C. A. 744,760.72	1 Vacant Land 646 5.11 21,308,125.00	Cash Dec. 31, 1988 1,777,978.33
Employee Fringe Benefits 490,000.00	2 Residential 2632 37.55 156,699,409.00	Taxes Receivable 1,258,932.06
Other Statutory Expenditures 46,000.00	3 Farm	Tax Title Liens 64,646.56
CETA And Other Public Employment Programs	4a Commercial 517 32.76 136,703,235.00	Foreclosed Property 357,840.00
MUNICIPAL FUNCTIONS TOTAL 9,758,367.19	4b Industrial 14 .38 1,539,800.00	Emergencies & Other Deferred Charges 3,911.37
CAPITAL IMPROVEMENTS *MEMO* 75,000.00	4c Apartments 589 24.21 101,040,650.00	State and Federal Aid Receivable 13,317.60
DEBT SERVICE	Total 4398 417,341,219.00	Other Receivables 109,588.16
Principal Payments 735,000.00	Land Area 1.12 Sq. Miles	Total 3,585,264.13
Interest Payments 902,537.84	Net Valuation Taxable-Municipal 424,154,666	LIABILITIES, RESERVES, AND SURPLUS
TYPE I SCHL DEBT *MEMO 24,600.00	Net Valuation Taxable-County 465,363,094	Cash Liabilities 1,144,494.33
DEFERRED CHARGES 24,431.86	State Equalized Valuation 487,787,538	Reserves for Receivables 1,790,056.78
SCHOOL, COUNTY, SPECIAL DISTRICT TAXES 6,113,855.65	State Equalization Ratio 86.77	Surplus Dec. 31, 1988 650,713.02
RESERVE FOR UNCOLLECTED TAXES 1,220,919.13		Total 3,585,264.13
EXPENDITURES TOTAL 18,755,111.67		

Population 1980	4,149	
Population 1988	4,074	
S & P Rating		1.90
Moody Rating	A	State Equalized Tax Rate
		1.51

General Tax Rate Per \$100.

State Equalized Tax Rate

Form of Government:

Commission (1911)

Number of Members on Governing Body — 3

PER CAPITA:

Grass Debt	1,722.20
Net Debt	1,693.97
Debt Service	263.39
Total Tax Levy	2,335.79
Municipal Expenditures	1,856.11

PER CENT:

Grass Debt	1.22
Net Debt	1.20
Tax Levy Collected	92.55
Tax Levy Cancelled, Abated or Adjusted	

EXPENDITURES		REVENUES-REALIZED		1988 PROPERTY TAX	
GENERAL GOVERNMENT				STATE EQUALIZED TAX RATE → .43	
Governing Body & Public Boards		1988 Property Taxes Collected		Local District School Taxes	2,706,067.75
Municipal Clerk		1988 Payments in Lieu of Taxes		Regional & Consolidated School Tax	
Financial Administration	103,073.00	Delinquent Tax & Lien Collections		School Taxes in Municipal Budget	
Assessment of Taxes	195,713.00	Business Personalty Replacement Taxes		County Taxes	2,593,837.36
Collection of Taxes	63,073.72	Taxes from Public Utilities		County Library Taxes	148,999.10
Planning, Housing & Development	29,000.00	Other Miscellaneous Tax Revenues		Local Municipal Purpose Taxes	4,032,694.53
Human Resources	18,302.13	State Aid Revenues		Veteran & Senior Citizen Taxes	58,300.00
Elections		Federal Aid Revenues		Total Taxes for Rate Computation	9,539,898.74
General Administration (other)	1,494,823.80	State and Local Fiscal Assistance Act Utilized		Special District Taxes	
JUDICIARY		Sale of Acquired Property		Bank Corp. Taxes	19,344.73
Municipal Courts	92,471.21	Other Miscellaneous Revenues		Added and Omitted Taxes	15,084.79
PUBLIC SAFETY		Total		Total Taxes Levied - ABSTRACT	9,516,028.26
Fire Protection	93,519.44	Prior Years Surplus Appropriated		Total Taxes Billed	9,496,015.22
Police Protection	1,130,191.96	REVENUES TOTAL		1988 TAXES COLLECTED	8,788,943.64
Civil Defense & Disaster Control	833.00	Reserve For Uncollected Taxes		1988 Taxes Cancelled, Abated or Adjusted	
Environmental Inspection & Control		CAPITAL OUTLAY TOTAL		Transfer to Tax Title Liens or Foreclosed	13,823.14
Other Public Safety				Balance Outstanding Dec. 31, 1988	693,248.44
PUBLIC WORKS		Public Enterprises		PRIOR YEARS TAXES OUTSTANDING	
Streets and Drainage	315,307.73	Recreation—Culture		Balance January 1, 1988	381,390.33
Sewers and Sewage Processing	157,438.23	Public Works		Collected in 1988	325,259.36
Garbage and Trash Disposal	435,330.00	Buildings and Grounds		Cancelled, Abated or Adjusted 1988	
Public Buildings and Grounds	36,992.04	Library and Education		Transfers to Tax Title Liens or Foreclosed	8,934.71
Other Public Works	398,325.00	Conservation		Balance December 31, 1988	47,196.26
HEALTH and WELFARE		All Other		TAX TITLE LIENS OUTSTANDING	
Health Services Except Environmental	577.20	CAPITAL DEBT AUTHORIZED, DECEMBER 31, 1988		Balance January 1, 1988	962.33
Welfare-Public Assistance	4,150.00	ISSUED AND UNISSUED GROSS DEBT NET DEBT		Transfer From Taxes	23,979.98
Hospitals, Clinics, First Aid		School 115,000		Redeemed in 1988	1,233.80
Animal, Insect, & Rodent Control	5,000.04	Self-liquidating		Cancelled, Abated or Adjusted (1988)	
Other Welfare Services		Other 6,901,230		Transfers to Foreclosed Property	
RECREATION and CONSERVATION		Total 7,016,230		Balance December 31, 1988	23,708.51
Beaches and Boardwalks	351,342.00	ISSUED AND OUTSTANDING		PROPERTY ACQUIRED BY DEED OR FORECLOSURE	
Parks, Playgrounds, Shade Trees	22,000.00	School 115,000.00		Balance January 1, 1988	29,600.60
Land Reclamation & Conservation	26,470.00	Self-liquidating		Transfers From Taxes or Liens	
Other Recreational Services	73,224.00	Other 6,901,000.00		Sale for Cash (1988)	26,300.60
EDUCATION (excluding schools)		Total 7,016,000.00		Cancelled, Abated or Adjusted (1988)	
Libraries		EQUALIZED VALUATION BASIS FOR NET DEBT COMPUTATION		Balance December 31, 1988	3,300.00
Other Educational Services		REAL PROPERTY VALUATIONS		CURRENT FINANCES DECEMBER 31, 1988	
STATUTORY EXPENDITURES		Code Class # of Parcels % VAL'N ASSESSED VALUATION		ASSETS	
Pensions & F. I. C. A.	336,477.96	1 Vacant Land 180 2.64 13,141,950.00		Cash Dec. 31, 1988	1,718,050.11
Employee Fringe Benefits	516,526.93	2 Residential 3464 64.19 319,922,550.00		Taxes Receivable	740,444.70
Other Statutory Expenditures	5,000.00	3 Farm 152,614,200.00		Tax Title Liens	23,708.51
CETA and Other Public Employment Programs		4a Commercial 220 30.62 12,718,200.00		Foreclosed Property	3,300.00
MUNICIPAL FUNCTIONS TOTAL	6,015,232.59	4b Industrial 78 2.55 498,396,900.00		Emergencies & Other Deferred Charges	199,668.05
CAPITAL IMPROVEMENTS *MEMO*	110,000.00	4c Apartments 3942		State and Federal Aid Receivable	986.09
DEBT SERVICE		Total Land Area 1.03 Sq. Miles		Other Receivables	15,650.40
Principal Payments	677,100.00	Net Valuation Taxable-Municipal		LIABILITIES, RESERVES, AND SURPLUS	
Interest Payments	395,965.02	Net Valuation Taxable-County		Cash Liabilities	1,156,248.53
DEFERRED CHARGES	229.04	State Equalized Valuation		Reserves for Receivables	783,103.61
SCHOOL, COUNTY, SPECIAL DISTRICT TAXES	5,448,904.21	State Equalization Ratio		Surplus Dec. 31, 1988	762,455.72
RESERVE FOR UNCOLLECTED TAXES	473,209.49			Total	2,701,807.86
EXPENDITURES TOTAL	13,010,690.35				

0338

Population 1980 39,912
 Population 1988 38,570
 S & P Rating
 Moody Rating A

General Tax Rate Per \$100. 2.69
 State Equalized Tax Rate 2.55

WILLINGBORO TWP. - BURLINGTON CO.

Form of Government:

Council-Manager Plan E (OMCL 50)

Number of Members on Governing Body - 5

PER CAPITA:

Gross Debt 279.47
 Net Debt 147.61
 Debt Service 18.91
 Total Tax Levy 584.18
 Municipal Expenditures 322.12

PER CENT:

Gross Debt 1.41
 Net Debt .75
 Tax Levy Collected 97.41
 Tax Levy Cancelled, Abated or Adjusted .16

EXPENDITURES		REVENUES-REALIZED		1988 PROPERTY TAX	
GENERAL GOVERNMENT				STATE EQUALIZED TAX RATE \rightarrow 1.25	
Governing Body & Public Boards	38,650.00	1988 Property Taxes Collected	21,943,841.03	Local District School Taxes	10,947,911.00
Municipal Clerk	60,643.00	1988 Payments in Lieu of Taxes		Regional & Consolidated School Tax	
Financial Administration	180,615.00	Delinquent Tax & Lien Collections	504,272.27	School Taxes in Municipal Budget	
Assessment of Taxes	69,793.00	Business Personalty Replacement Taxes	145,372.64	County Taxes	4,500,250.86
Collection of Taxes	97,532.00	Taxes from Public Utilities	1,667,023.00	Caunty Library Taxes	
Planning, Housing & Development	4,860.00	Other Miscellaneous Tax Revenues		Local Municipal Purpose Taxes	7,019,300.00
Human Resources	631,805.55	State Aid Revenues	1,364,405.43	Veteran & Senior Citizen Taxes	191,350.00
Elections		Federal Aid Revenues		Total Taxes for Rate Computation	22,659,311.86
General Administration (other)	778,370.00	State and Local Fiscal Assistance Act Utilized		Special District Taxes	
JUDICIARY		Sale of Acquired Property		Bank Corp. Taxes	9,577.63
Municipal Courts	130,624.00	Other Miscellaneous Revenues		Added and Omitted Taxes	54,131.59
PUBLIC SAFETY		Total	26,919,365.17	Total Taxes Levied - ABSTRACT	22,531,671.08
Fire Protection	263,952.76	Prior Years Surplus Appropriated	631,700.00	Total Taxes Billed	22,527,125.42
Police Protection	3,094,719.00	REVENUES TOTAL	27,601,065.17	1988 TAXES COLLECTED	21,943,841.03
Civil Defense & Disaster Contral	9,600.00	Reserve For Uncollected Taxes	1,032,100.00	1988 Taxes Cancelled, Abated or Adjusted	36,475.76
Environmental Inspection & Control	215,172.00	CAPITAL OUTLAY TOTAL	1,401,346.30	Transfer to Tax Title Liens or Foreclosed	22,082.43
Other Public Safety				Balance Outstanding Dec 31, 1988	524,725.75
PUBLIC WORKS				PRIOR YEARS TAXES OUTSTANDING	
Streets and Drainage	1,043,347.00	Public Enterprises		Balance January 1, 1988	492,511.35
Sewers and Sewage Processing		Recreation—Culture	99,721.52	Collected in 1988	436,946.56
Garbage and Trash Disposal	1,494,440.00	Public Works	570,072.83	Cancelled, Abated or Adjusted 1988	
Public Buildings and Grounds	163,752.00	Buildings and Grounds	728,417.19	Transfers to Tax Title Liens or Foreclosed	
Other Public Works	52,851.00	Library and Education	3,135.26	Balance December 31, 1988	5,564.79
HEALTH and WELFARE		Conservation		TAX TITLE LIENS OUTSTANDING	
Health Services Except Environmental	19,093.00	All Other		Balance January 1, 1988	161,714.11
Welfare-Public Assistance	23,393.00	CAPITAL DEBT AUTHORIZED, DECEMBER 31, 1988		Transfer From Taxes	22,082.43
Hospitals, Clinics, First Aid		ISSUED AND UNISSUED		Redeemed in 1988	17,325.71
Animal, Insect, & Radent Contral		School	5,086,000	Cancelled, Abated or Adjusted (1988)	2,538.68
Other Welfare Services	1,190.00	Self-liquidating		Transfers to Foreclosed Property	
RECREATION and CONSERVATION		Other	5,693,213	Balance December 31, 1988	163,332.20
Beaches and Boardwalks		Total	10,779,213	PROPERTY ACQUIRED BY DEED OR FORECLOSURE	
Parks, Playgrounds, Shade Trees		ISSUED AND OUTSTANDING		Balance January 1, 1988	1,430.00
Land Reclamation & Conservation	93,049.15	School	5,036,000.00	Transfers From Taxes or Liens	
Other Recreational Services	329,324.00	Self-Liquidating		Sale for Cash (1988)	
EDUCATION (excluding schaaols)		Other	5,639,000.00	Cancelled, Abated or Adjusted (1988)	
Libraries	630,324.00	Total	10,775,000.00	Balance December 31, 1988	1,430.00
Other Educational Services		EQUALIZED VALUATION BASIS		CURRENT FINANCES DECEMBER 31, 1988	
STATUTORY EXPENDITURES		FOR NET DEBT COMPUTATION	762,001,137	ASSETS	
Pensions & F. I. C. A.	866,267.34	REAL PROPERTY VALUATIONS		Cash Dec. 31, 1988	7,781,101.23
Employee Fringe Benefits	294,500.00	Code Class # of Parcels % VAL'N		Taxes Receivable	530,290.74
Other Statutory Expenditures	2,000.00	1 Vacant Land 233 .72	5,989,910.00	Tax Title Liens	163,332.20
CETA And Other Public Employment Programs		2 Residential 10952 93.24	773,441,030.00	Foreclosed Property	1,430.00
MUNICIPAL FUNCTIONS		3 Farm 5 .01	35,100.00	Emergencies & Other Deferred Charges	201,400.00
CAPITAL IMPROVEMENTS		4a Commercial 146 5.39	44,713,180.00	State and Federal Aid Receivable	11,379.35
DEBT SERVICE		4b Industrial 10 .64	5,310,150.00	Other Receivables	211,409.30
Principal Payments	315,000.00	4c Apartments		Total	3,901,392.82
Interest Payments	414,196.99	Total	11346	LIABILITIES, RESERVES, AND SURPLUS	
DEFERRED CHARGES		Land Area 7.60 Sq. Miles		Cash Liabilities	6,527,248.98
SCHOOL, COUNTY, SPECIAL DISTRICT TAXES	15,443,161.86	Net Valuation Taxable-Municipal	834,805,385	Reserves for Receivables	907,012.24
RESERVE FOR UNCOLLECTED TAXES	1,032,100.00	Net Valuation Taxable-Caunty	763,457,305	Surplus Dec. 31, 1988	1,467,131.60
EXPENDITURES		State Equalized Valuation	373,334,170	Total	3,901,392.82
TOTAL	27,872,298.13	State Equalization Ratio	94.96		

2021

WINFIELD TOWNSHIP - UNION COUNTY

Form of Government:

Township Committee

Number of Members on Governing Body - 3

PER CAPITA:

Gross Debt 61.59
 Net Debt 61.59
 Debt Service
 Total Tax Levy 504.87
 Municipal Expenditures 295.67

PER CENT:

Gross Debt 1.68
 Net Debt 1.68
 Tax Levy Collected 100.00
 Tax Levy Cancelled, Abated
 or Adjusted

Population 1980 1,785

Population 1988 1,721

S & P Rating

Moody Rating

General Tax Rate Per \$100.

62.03

State Equalized Tax Rate

11.81

EXPENDITURES		REVENUES-REALIZED		1988 PROPERTY TAX	
GENERAL GOVERNMENT				STATE EQUALIZED TAX RATE	
Governing Body & Public Boards		1988 Property Taxes Collected	868,953.81	Local District School Taxes 7.10	522,157.00
Municipal Clerk		1988 Payments in Lieu of Taxes		Regional & Consolidated School Tax	
Financial Administration	11,800.00	Delinquent Tax & Lien Collections		School Taxes in Municipal Budget	
Assessment of Taxes	850.00	Business Personalty Replacement Taxes	4,643.63	County Taxes .49	35,698.23
Collection of Taxes	325.00	Taxes from Public Utilities	43,130.00	County Library Taxes	
Planning, Housing & Development		Other Miscellaneous Tax Revenues		Local Municipal Purpose Taxes 4.23	311,027.37
Human Resources	25,132.00	State Aid Revenues	131,112.12	Veteran & Senior Citizen Taxes	
Elections		Federal Aid Revenues		Total Taxes for Rate Computation 11.82	868,882.60
General Administration (other)	104,846.72	State and Local Fiscal Assistance Act Utilized		Special District Taxes	
JUDICIARY		Sale of Acquired Property		Bank Corp. Taxes	
Municipal Courts	7,470.00	Other Miscellaneous Revenues	40,819.23	Added and Omitted Taxes	
PUBLIC SAFETY		Total	1,038,663.84	Total Taxes Levied - ABSTRACT	868,882.60
Fire Protection	16,934.16	Prior Years Surplus Appropriated	57,400.00	Total Taxes Billed	868,953.81
Police Protection	183,350.79	REVENUES TOTAL	1,146,063.84	1988 TAXES COLLECTED	868,953.81
Civil Defense & Disaster Control	250.00	Reserve For Uncollected Taxes		1988 Taxes Cancelled, Abated or Adjusted	
Environmental Inspection & Control	2,250.00			Transfer to Tax Title Liens or Foreclosed	
Other Public Safety				Balance Outstanding Dec. 31, 1988	
PUBLIC WORKS		CAPITAL OUTLAY TOTAL	35,552.37	PRIOR YEARS TAXES OUTSTANDING	
Streets and Drainage	16,150.00	Public Enterprises		Balance January 1, 1988	
Sewers and Sewage Processing	14,000.00	Recreation—Culture		Collected in 1988	
Garbage and Trash Disposal		Public Works	24,822.95	Cancelled, Abated or Adjusted 1988	
Public Buildings and Grounds	28,495.00	Buildings and Grounds	10,729.42	Transfers to Tax Title Liens or Foreclosed	
Other Public Works	250.00	Library and Education		Balance December 31, 1988	
HEALTH and WELFARE		Conservation		TAX TITLE LIENS OUTSTANDING	
Health Services Except Environmental	26,025.00	All Other		Balance January 1, 1988	
Welfare-Public Assistance	2,140.00			Transfer From Taxes	
Hospitals, Clinics, First Aid		CAPITAL DEBT AUTHORIZED, DECEMBER 31, 1988		Redeemed in 1988	
Animal, Insect, & Rodent Control	1,735.00	ISSUED AND UNISSUED		Cancelled, Abated or Adjusted (1988)	
Other Welfare Services		SCHOOL		Transfers to Foreclosed Property	
RECREATION and CONSERVATION		Self-Liquidating		Balance December 31, 1988	
Beaches and Boardwalks		Other	106,000	PROPERTY ACQUIRED BY DEED OR	
Parks, Playgrounds, Shade Trees		Total	106,000	FORECLOSURE	
Land Reclamation & Conservation				Balance January 1, 1988	
Other Recreational Services	1,512.23	ISSUED AND OUTSTANDING		Transfers From Taxes or Liens	
EDUCATION (excluding schools)		School		Sale for Cash (1988)	
Libraries		Self-Liquidating		Cancelled, Abated or Adjusted (1988)	
Other Educational Services		Other		Balance December 31, 1988	
STATUTORY EXPENDITURES		Total		CURRENT FINANCES DECEMBER 31, 1988	
Pensions & F. I. C. A.	32,826.00	EQUALIZED VALUATION BASIS		ASSETS	
Employee Fringe Benefits	27,500.00	FOR NET DEBT COMPUTATION	6,320,537	Cash Dec. 31, 1988	396,118.73
Other Statutory Expenditures		REAL PROPERTY VALUATIONS		Taxes Receivable	
CETA And Other Public Employment Programs		Code Class # of Parcels % VAL'N		Tax Title Liens	
MUNICIPAL FUNCTIONS TOTAL	503,851.95	1 Vacant Land 1 15.82	220,200.00	Foreclosed Property	
CAPITAL IMPROVEMENTS *MEMO*	33,000.00	2 Residential 254 77.71	1,031,500.00	Emergencies & Other Deferred Charges	
DEBT SERVICE		3 Farm		State and Federal Aid Receivable	
Principal Payments		4a Commercial 1 6.47	90,000.00	Other Receivables	4,509.44
Interest Payments		4b Industrial		Total	400,628.17
DEFERRED CHARGES		4c Apartments		LIABILITIES, RESERVES, AND SURPLUS	
SCHOOL, COUNTY, SPECIAL DISTRICT TAXES		Total 256	1,391,700.00	Cash Liabilities	114,279.69
RESERVE FOR UNCOLLECTED TAXES		Land Area .17 Sq. Miles		Reserves for Receivables	4,509.44
EXPENDITURES TOTAL	1,066,707.13	Net Valuation Taxable-Municipal	1,399,731	Surplus Dec. 31, 1988	281,839.04
		Net Valuation Taxable-County	8,485,171	Total	400,628.17
		State Equalized Valuation	7,325,066		
		State Equalization Ratio	19.02		

0436
Population 1980 20,034
Population 1988 28,193
S & P Rating
Maady Rating

General Tax Rate Per \$100. 4.62
State Equalized Tax Rate 2.47

WINSLOW TOWNSHIP - CAMDEN COUNTY
Form of Government:
Township Committee
Number of Members on Governing Body - 7

PER CAPITA:
Gross Debt 811.73
Net Debt 137.98
Debt Service 1.57
Total Tax Levy 535.29
Municipal Expenditures 402.51

PER CENT:
Gross Debt 4.23
Net Debt .72
Tax Levy Collected 94.30
Tax Levy Cancelled, Abated or Adjusted .04

EXPENDITURES		REVENUES-REALIZED		1988 PROPERTY TAX	
GENERAL GOVERNMENT				STATE EQUALIZED TAX RATE	
Governing Body & Public Boards		1988 Property Taxes Collected	15,533,399.35	Local District School Taxes .60	3,521,244.90
Municipal Clerk		1988 Payments in Lieu of Taxes		Regional & Consolidated School Tax .57	3,646,332.00
Financial Administration	143,133.00	Delinquent Tax & Lien Collections	1,218,777.18	School Taxes in Municipal Budget	
Assessment of Taxes	152,011.00	Business Personalty Replacement Taxes	197,907.84	County Taxes .94	6,007,637.00
Collection of Taxes	151,769.00	Taxes from Public Utilities	3,561,334.00	County Library Taxes .02	153,433.00
Planning, Housing & Development	37,100.00	Other Miscellaneous Tax Revenues		Local Municipal Purpose Taxes .34	2,171,521.00
Human Resources	170,735.06	State Aid Revenues	841,235.37	Veteran & Senior Citizen Taxes	210,350.00
Elections	14,500.00	Federal Aid Revenues		Total Taxes for Rate Computation 2.47	16,016,067.90
General Administration (other)	929,371.00	State and Local Fiscal Assistance Act Utilized	3,507.87	Special District Taxes	
JUDICIARY		Sale of Acquired Property		Bank Corp. Taxes	15,110.89
Municipal Courts	240,855.00	Other Miscellaneous Revenues	3,149,643.10	Added and Omitted Taxes	630,792.53
PUBLIC SAFETY		Total	24,525,305.21	Total Taxes Levied - ABSTRACT	16,501,127.32
Fire Protection	353,062.92	Prior Years Surplus Appropriated	535,000.00	Total Taxes Billed	16,493,571.91
Police Protection	2,689,216.00	REVENUES TOTAL	25,110,805.21	1988 TAXES COLLECTED	15,553,399.35
Civil Defense & Disaster Control		Reserve For Uncollected Taxes	1,372,336.17	1988 Taxes Cancelled, Abated or Adjusted	6,113.15
Environmental Inspection & Control	220,000.00			Transfer to Tax Title Liens or Foreclosed	72,331.95
Other Public Safety		CAPITAL OUTLAY	5,546,953.05	Balance Outstanding Dec. 31, 1988	861,227.46
PUBLIC WORKS		Total	4,742,212.41	PRIOR YEARS TAXES OUTSTANDING	
Streets and Drainage	1,201,970.76	Public Enterprises		Balance January 1, 1988	1,262,005.20
Sewers and Sewage Processing		Recreation—Culture		Collected in 1988	1,157,594.36
Garbage and Trash Disposal	1,353,218.00	Public Works	712,388.47	Cancelled, Abated or Adjusted 1988	343.82
Public Buildings and Grounds	353,000.00	Buildings and Grounds	91,685.19	Transfers to Tax Title Liens or Foreclosed	32,117.28
Other Public Works	115,000.00	Library and Education	667.01	Balance December 31, 1988	71,949.74
HEALTH and WELFARE		Conservation		TAX TITLE LIENS OUTSTANDING	
Health Services Except Environmental	13,303.00	All Other		Balance January 1, 1988	345,499.42
Welfare-Public Assistance	60,757.00	CAPITAL DEBT AUTHORIZED, DECEMBER 31, 1988		Transfer From Taxes	116,530.57
Hospitals, Clinics, First Aid		ISSUED AND UNISSUED		Redeemed in 1988	123,623.46
Animal, Insect, & Rodent Control	2,000.00	School	9,245,874	Cancelled, Abated or Adjusted (1988)	4,041.40
Other Welfare Services		Self-liquidating	9,750,692	Transfers to Foreclosed Property	10,373.19
RECREATION and CONSERVATION		Other	3,890,000	Balance December 31, 1988	318,485.94
Beaches and Boardwalks		Total	22,886,566	PROPERTY ACQUIRED BY DEED OR FORECLOSURE	
Parks, Playgrounds, Shade Trees	50,000.00	ISSUED AND OUTSTANDING		Balance January 1, 1988	2,139,296.31
Land Reclamation & Conservation	500.00	School	9,245,374.29	Transfers From Taxes or Liens	10,373.19
Other Recreational Services	179,860.00	Self-Liquidating	9,750,692.45	Sale for Cash (1988)	
EDUCATION (excluding schools)		Other	3,890,000.00	Cancelled, Abated or Adjusted (1988)	5,000.00
Libraries		Total	22,886,066.74	Balance December 31, 1988	2,134,169.50
Other Educational Services		EQUALIZED VALUATION BASIS		CURRENT FINANCES DECEMBER 31, 1988	
STATUTORY EXPENDITURES		FOR NET DEBT COMPUTATION	540,434,701	ASSETS	
Pensions & F. I. C. A.	767,064.21	REAL PROPERTY VALUATIONS		Cash Dec. 31, 1988	2,955,926.20
Employee Fringe Benefits	538,000.00	Code Class # of Parcels % VAL'N	ASSESSED VALUATION	Taxes Receivable	933,177.20
Other Statutory Expenditures	20,000.00	1 Vacant Land 2365 7.86	26,563,100.00	Tax Title Liens	318,486.94
CETA And Other Public Employment Programs		2 Residential 7405 75.30	254,396,700.00	Foreclosed Property	2,194,169.50
MUNICIPAL FUNCTIONS		3 Farm 756 3.09	10,442,650.00	Emergencies & Other Deferred Charges	
CAPITAL IMPROVEMENTS	* MEMO*	4a Commercial 189 6.64	22,416,000.00	State and Federal Aid Receivable	40,219.41
DEBT SERVICE		4b Industrial 21 4.94	16,690,700.00	Other Receivables	1,655,395.72
Principal Payments		4c Apartments 22 2.17	7,324,500.00	Total	8,097,374.97
Interest Payments	44,230.82	Total 10758	337,838,650.00	LIABILITIES, RESERVES, AND SURPLUS	
DEFERRED CHARGES		Land Area 57.78 Sq. Miles		Cash Liabilities	2,637,153.99
SCHOOL, COUNTY, SPECIAL DISTRICT TAXES		Net Valuation Taxable-Municipal	341,971,851	Reserves for Receivables	5,101,229.36
RESERVE FOR UNCOLLECTED TAXES		Net Valuation Taxable-County	384,613,496	Surplus Dec. 31, 1988	353,986.62
EXPENDITURES	TOTAL	State Equalized Valuation	637,026,888	Total	8,097,374.97
		State Equalization Ratio	53.38		

0269

WOOD-RIDGE BOROUGH - BERGEN CO.

Form of Government:

Borough Council

Number of Members on Governing Body - 6

PER CAPITA:

Gross Debt 1,022.79
 Net Debt 1,009.71
 Debt Service 57.98
 Total Tax Levy 1,125.39
 Municipal Expenditures 611.21

PER CENT:

Gross Debt 1.59
 Net Debt 1.57
 Tax Levy Collected 99.05
 Tax Levy Cancelled, Abated or Adjusted

Population 1980 7,929
 Population 1988 7,829
 S & P Rating
 Moody Rating A
 General Tax Rate Per \$100. 2.82
 State Equalized Tax Rate 1.42

EXPENDITURES		REVENUES-REALIZED		1988 PROPERTY TAX	
GENERAL GOVERNMENT				STATE EQUALIZED TAX RATE .70	
Governing Body & Public Boards		1988 Property Taxes Collected	8,724,957.23	Local District School Taxes	4,358,559.24
Municipal Clerk		1988 Payments in Lieu of Taxes		Regional & Consolidated School Tax	
Financial Administration	86,655.64	Delinquent Tax & Lien Collections	44,877.03	School Taxes in Municipal Budget	
Assessment of Taxes	14,717.00	Business Personalty Replacement Taxes	403,494.72	County Taxes	1,336,571.35
Collection of Taxes	36,173.00	Taxes from Public Utilities	471,314.00	County Library Taxes	
Planning, Housing & Development	29,512.56	Other Miscellaneous Tax Revenues	1,327.91	Local Municipal Purpose Taxes	3,090,009.10
Human Resources	80,790.00	State Aid Revenues	124,349.59	Veteran & Senior Citizen Taxes	110,650.00
Elections	3,660.24	Federal Aid Revenues		Total Taxes for Rate Computation	8,895,789.69
General Administration (other)	391,342.63	State and Local Fiscal Assistance Act Utilized	166.80	Special District Taxes	
JUDICIARY		Sale of Acquired Property		Bank Corp. Taxes	8,207.90
Municipal Courts	32,072.00	Other Miscellaneous Revenues	276,134.12	Added and Omitted Taxes	17,331.38
PUBLIC SAFETY		Total	10,046,621.45	Total Taxes Levied - ABSTRACT	8,810,678.97
Fire Protection	143,713.46	Prior Years Surplus Appropriated	400,000.00	Total Taxes Billed	8,808,941.61
Police Protection	315,455.01	REVENUES TOTAL	10,446,621.45	1988 TAXES COLLECTED	8,724,957.28
Civil Defense & Disaster Control	375.00	Reserve For Uncollected Taxes	313,809.26	1988 Taxes Cancelled, Abated or Adjusted	
Environmental Inspection & Control	69,433.50	CAPITAL OUTLAY TOTAL	692,047.04	Transfer to Tax Title Liens or Foreclosed	50.76
Other Public Safety				Balance Outstanding Dec. 31, 1988	83,933.57
PUBLIC WORKS				PRIOR YEARS TAXES OUTSTANDING	
Streets and Drainage	323,763.30	Public Enterprises		Balance January 1, 1988	45,960.03
Sewers and Sewage Processing	233,121.59	Recreation—Culture	12,777.69	Collected in 1988	44,877.03
Garbage and Trash Disposal	660,000.00	Public Works	222,510.44	Cancelled, Abated or Adjusted 1988	1,083.00
Public Buildings and Grounds	71,007.32	Buildings and Grounds	434,216.91	Transfers to Tax Title Liens or Foreclosed	
Other Public Works	63,514.00	Library and Education		Balance December 31, 1988	
HEALTH and WELFARE		Conservation	22,542.00	TAX TITLE LIENS OUTSTANDING	
Health Services Except Environmental	45,779.00	All Other		Balance January 1, 1988	552.35
Welfare Public Assistance	9,666.00	CAPITAL DEBT AUTHORIZED, DECEMBER 31, 1988		Transfer From Taxes	50.76
Hospitals, Clinics, First Aid		ISSUED AND UNISSUED		Redeemed in 1988	
Animal, Insect, & Rodent Control		School	65,000	Cancelled, Abated or Adjusted (1988)	
Other Welfare Services		Self-liquidating		Transfers to Foreclosed Property	
RECREATION and CONSERVATION		Other	7,942,450	Balance December 31, 1988	603.11
Beaches and Boardwalks		Total	8,007,450	PROPERTY ACQUIRED BY DEED OR	
Parks, Playgrounds, Shade Trees	20,426.50			FORECLOSURE	
Land Reclamation & Conservation	134,345.54	ISSUED AND OUTSTANDING		Balance January 1, 1988	219,950.00
Other Recreational Services	31,265.00	School	65,000.00	Transfers From Taxes or Liens	
EDUCATION (excluding schools)		Self-Liquidating		Sale for Cash (1988)	
Libraries	125,367.50	Other	2,891,000.00	Cancelled, Abated or Adjusted (1988)	
Other Educational Services		Total	2,956,000.00	Balance December 31, 1988	219,950.00
STATUTORY EXPENDITURES		EQUALIZED VALUATION BASIS		CURRENT FINANCES DECEMBER 31, 1988	
Pensions & F. I. C. A.	291,190.91	FOR NET DEBT COMPUTATION	502,369,137	ASSETS	
Employee Fringe Benefits	167,836.00	REAL PROPERTY VALUATIONS		Cash Dec. 31, 1988	959,299.81
Other Statutory Expenditures		Code Class # of Parcels % VAL'N		Taxes Receivable	83,933.57
CETA And Other Public Employment Programs		1 Vacant Land 43 .86	2,663,300.00	Tax Title Liens	603.11
MUNICIPAL FUNCTIONS TOTAL	3,892,243.25	2 Residential 2424 74.46	231,549,900.00	Foreclosed Property	219,950.00
CAPITAL IMPROVEMENTS *MEMO*	50,000.00	3 Farm		Emergencies & Other Deferred Charges	106,776.45
DEBT SERVICE		4a Commercial 66 7.35	22,858,400.00	State and Federal Aid Receivable	10,620.55
Principal Payments	285,000.00	4b Industrial 14 13.20	41,060,463.00	Other Receivables	41,353.94
Interest Payments	168,887.50	4c Apartments 18 4.13	12,831,900.00	Total	1,422,537.43
DEFERRED CHARGES	125,135.34	Total 2570	310,963,963.00	LIABILITIES, RESERVES, AND SURPLUS	
SCHOOL, COUNTY, SPECIAL DISTRICT TAXES	5,695,130.59	Land Area 1.10 Sq. Miles		Cash Liabilities	523,632.65
RESERVE FOR UNCOLLECTED TAXES	313,809.26	Net Valuation Taxable-Municipal	311,759,223	Reserves for Receivables	345,840.62
EXPENDITURES TOTAL	10,480,255.94	Net Valuation Taxable-County	527,567,255	Surplus Dec. 31, 1988	553,064.16
		State Equalized Valuation	618,522,645	Total	1,422,537.43
		State Equalization Ratio	50.34		

0516
Population 1980 2,809
Population 1988 2,658
S & P Rating
Moody Rating

General Tax Rate Per \$100. 2.55
State Equalized Tax Rate 2.37

WOODBINE BOROUGH - CAPE MAY CO.
Form of Government:
Borough Council
Number of Members on Governing Body - 6

PER CAPITA.
Gross Debt 17.63
Net Debt
Debt Service
Total Tax Levy 310.33
Municipal Expenditures 327.35
PER CENT
Gross Debt .16
Net Debt
Tax Levy Collected 79.15
Tax Levy Cancelled, Abated or Adjusted

EXPENDITURES		REVENUES-REALIZED		1988 PROPERTY TAX	
GENERAL GOVERNMENT				STATE EQUALIZED TAX RATE	
Governing Body & Public Boards		1988 Property Taxes Collected	653,362.23	Local District School Taxes	1.28 439,003.25
Municipal Clerk		1988 Payments in Lieu of Taxes		Regional & Consolidated School Tax	
Financial Administration	23,550.00	Delinquent Tax & Lien Collections	154,318.65	School Taxes in Municipal Budget	
Assessment of Taxes	26,638.25	Business Personality Replacement Taxes	24,098.76	County Taxes	.41 141,221.36
Collection of Taxes	9,135.49	Taxes from Public Utilities	76,257.00	County Library Taxes	.02 5,111.70
Planning, Housing & Development		Other Miscellaneous Tax Revenues		Local Municipal Purpose Taxes	.56 226,701.41
Human Resources		State Aid Revenues	103,311.11	Veteran & Senior Citizen Taxes	21,550.00
Elections	1,578.26	Federal Aid Revenues		Total Taxes for Rate Computation	2.37 336,536.22
General Administration (other)	163,801.34	State and Local Fiscal Assistance Act Utilized	97,965.00	Special District Taxes	
JUDICIARY		Sole of Acquired Property	166,721.99	Bank Corp. Taxes	633.33
Municipal Courts	19,354.04	Other Miscellaneous Revenues	1,276,034.74	Added and Omitted Taxes	10,609.23
PUBLIC SAFETY		Total	1,506,034.74	Total Taxes Levied - ABSTRACT	326,331.23
Fire Protection	32,730.27	Prior Years Surplus Appropriated	230,000.00	Total Taxes Billed	326,523.89
Police Protection	70,500.00	REVENUES TOTAL	1,506,034.74	1988 TAXES COLLECTED	653,362.23
Civil Defense & Disaster Control	2,277.22	Reserve For Uncollected Taxes	202,237.85	1988 Taxes Cancelled, Abated or Adjusted	
Environmental Inspection & Control	4,000.00	CAPITAL OUTLAY TOTAL	39,367.13	Transfer to Tax Title Liens or Foreclosed	14,407.24
Other Public Safety				Balance Outstanding Dec. 31, 1988	200,390.51
PUBLIC WORKS				PRIOR YEARS TAXES OUTSTANDING	
Streets and Drainage	116,539.81	Public Enterprises		Balance January 1, 1988	154,433.47
Sewers and Sewage Processing		Recreation—Culture		Collected in 1988	130,012.12
Garbage and Trash Disposal	53,000.00	Public Works		Cancelled, Abated or Adjusted 1988	297.36
Public Buildings and Grounds	49,000.00	Buildings and Grounds	36,367.13	Transfers to Tax Title Liens or Foreclosed	4,006.62
Other Public Works		Library and Education		Balance December 31, 1988	20,172.31
HEALTH and WELFARE		Conservation		TAX TITLE LIENS OUTSTANDING	
Health Services Except Environmental	200.00	All Other		Balance January 1, 1988	53,221.33
Welfare-Public Assistance	12,422.00	CAPITAL DEBT AUTHORIZED, DECEMBER 31, 1988		Transfer From Taxes	13,940.73
Hospitals, Clinics, First Aid		ISSUED AND UNISSUED		Redeemed in 1988	24,306.53
Animal, Insect, & Rodent Control	3,717.71	School	47,000	Cancelled, Abated or Adjusted (1988)	
Other Welfare Services		Self-liquidating		Transfers to Foreclosed Property	2,840.97
RECREATION and CONSERVATION		Other		Balance December 31, 1988	45,023.11
Beaches and Boardwalks		Total	47,000	PROPERTY ACQUIRED BY DEED OR FORECLOSURE	
Parks, Playgrounds, Shade Trees				Balance January 1, 1988	326,394.53
Land Reclamation & Conservation	7,365.00	ISSUED AND OUTSTANDING		Transfers From Taxes or Liens	2,840.97
Other Recreational Services	4,750.00	School	47,000.00	Sole for Cash (1988)	67,600.00
EDUCATION (excluding schools)		Self-Liquidating		Cancelled, Abated or Adjusted (1988)	50,300.00
Libraries		Other		Balance December 31, 1988	211,335.50
Other Educational Services		Total	47,000.00	CURRENT FINANCES DECEMBER 31, 1988	
STATUTORY EXPENDITURES		EQUALIZED VALUATION BASIS		ASSETS	
Pensions & F. I. C. A.	30,957.76	FOR NET DEBT COMPUTATION	23,999,341	Cash Dec. 31, 1988	535,790.22
Employee Fringe Benefits	19,021.55	REAL PROPERTY VALUATIONS		Taxes Receivable	220,552.32
Other Statutory Expenditures	2,500.00	Code Class # of Parcels % VAL'N ASSESSED VALUATION		Tax Title Liens	45,023.11
CETA And Other Public Employment Programs		1 Vacant Land 235 6.40 1,906,100.00		Foreclosed Property	211,335.50
MUNICIPAL FUNCTIONS		2 Residential 451 59.25 17,659,900.00		Emergencies & Other Deferred Charges	20,342.35
TOTAL	663,178.70	3 Farm 52 5.06 1,509,600.00		State and Federal Aid Receivable	
CAPITAL IMPROVEMENTS		4a Commercial 366 21.33 6,353,800.00		Other Receivables	463,442.37
MEMO		4b Industrial 7 3.86 1,150,800.00		Total	1,502,493.37
DEBT SERVICE		4c Apartments 2 4.09 1,220,200.00		LIABILITIES, RESERVES, AND SURPLUS	
Principal Payments		Total	29,805,400.00	Cash Liabilities	224,202.96
Interest Payments		Land Area 8.00 Sq. Miles		Reserves for Receivables	940,354.30
DEFERRED CHARGES		Net Valuation Taxable-Municipal	31,969,949	Surplus Dec. 31, 1988	337,336.11
SCHOOL, COUNTY, SPECIAL DISTRICT TAXES	1,006.65	Net Valuation Taxable-County	32,506,733	Total	1,502,493.37
RESERVE FOR UNCOLLECTED TAXES	583,336.81	State Equalized Valuation	34,196,145		
EXPENDITURES TOTAL	202,237.85	State Equalization Ratio	93.05		
	1,459,750.01				

1225

Population 1980 90,074
 Population 1988 93,236
 S & P Rating
 Moody Rating AA

General Tax Rate Per \$100.

3.09

State Equalized Tax Rate

1.84

WOODBRIDGE TWP. - MIDDLESEX COUNTY

Form of Government:

Mayor-Council Plan F (OMCL 50)

Number of Members on Governing Body - 9

PER CAPITA:

Gross Debt 1,095.47
 Net Debt 1,095.47
 Debt Service 68.81
 Total Tax Levy 1,180.98
 Municipal Expenditures 569.98

PER CENT:

Gross Debt 2.21
 Net Debt 2.21
 Tax Levy Collected 96.95
 Tax Levy Cancelled, Abated or Adjusted

EXPENDITURES		REVENUES-REALIZED		1988 PROPERTY TAX	
GENERAL GOVERNMENT				STATE EQUALIZED TAX RATE 1.05	
Governing Body & Public Boards	252,125.00	1988 Property Taxes Collected 106,538,829.35		Local District School Taxes	59,076,536.00
Municipal Clerk	244,440.00	1988 Payments in Lieu of Taxes		Regional & Consolidated School Tax	
Financial Administration	216,237.70	Delinquent Tax & Lien Collections 2,251,528.41		School Taxes in Municipal Budget	
Assessment of Taxes	161,300.43	Business Personalty Replacement Taxes 2,407,549.28		County Taxes	24,339,134.50
Collection of Taxes	205,374.42	Taxes from Public Utilities 18,965,167.00		County Library Taxes	
Planning, Housing & Development	253,655.69	Other Miscellaneous Tax Revenues 157,421.40		Local Municipal Purpose Taxes	20,107,956.00
Human Resources	1,929,635.63	State Aid Revenues 2,413,466.05		Veteran & Senior Citizen Taxes	1,234,150.00
Elections		Federal Aid Revenues 6,012.00		Total Taxes for Rate Computation	104,757,776.50
General Administration (other)	8,331,092.00	State and Local Fiscal Assistance Act Utilized		Special District Taxes	4,992,614.30
JUDICIARY		Sale of Acquired Property 3,548,152.26		Bank Corp. Taxes	264,418.48
Municipal Courts	493,667.53	Other Miscellaneous Revenues		Added and Omitted Taxes	1,328,831.98
PUBLIC SAFETY		TOTAL 136,238,125.75		Total Taxes Levied - ABSTRACT	110,109,491.26
Fire Protection	6,366,932.59	Prior Years Surplus Appropriated 1,865,000.00		Total Taxes Billed	109,891,006.80
Police Protection	48,722.17	REVENUES TOTAL 138,153,125.75		1988 TAXES COLLECTED	106,538,829.35
Civil Defense & Disaster Control	632,153.00	Reserve For Uncollected Taxes 3,426,944.00		1988 Taxes Cancelled, Abated or Adjusted	
Environmental Inspection & Control		CAPITAL OUTLAY TOTAL 18,417,292.49		Transfer to Tax Title Liens or Foreclosed	205,535.42
Other Public Safety		Public Enterprises 351,424.45		Balance Outstanding Dec. 31, 1988	3,146,642.03
PUBLIC WORKS		Recreation—Culture 17,322,314.39		PRIOR YEARS TAXES OUTSTANDING	
Streets and Drainage	3,287,173.25	Buildings and Grounds 502,982.60		Balance January 1, 1988	2,131,600.95
Sewers and Sewage Processing	10,382,003.75	Library and Education 240,571.05		Collected in 1988	2,060,774.89
Garbage and Trash Disposal		All Other		Cancelled, Abated or Adjusted 1988	
Public Buildings and Grounds	363,313.84	CAPITAL DEBT AUTHORIZED, DECEMBER 31, 1988		Transfers to Tax Title Liens or Foreclosed	42,912.89
Other Public Works	3,031.00	ISSUED AND UNISSUED GROSS DEBT NET DEBT		Balance December 31, 1988	27,913.17
HEALTH and WELFARE		School 125,900 125,900		TAX TITLE LIENS OUTSTANDING	
Health Services Except Environmental	523,976.00	Self-liquidating 102,011,585 102,011,535		Balance January 1, 1988	659,983.96
Welfare-Public Assistance	131,313.00	Other 102,137,435 102,137,435		Transfer From Taxes	258,514.38
Hospitals, Clinics, First Aid	900.00	ISSUED AND OUTSTANDING		Redeemed in 1988	190,753.52
Animal, Insect, & Rodent Control		School		Cancelled, Abated or Adjusted (1988)	911.79
Other Welfare Services		Self-Liquidating		Transfers to Foreclosed Property	
RECREATION and CONSERVATION		Other		Balance December 31, 1988	726,833.03
Beaches and Boardwalks		Total		PROPERTY ACQUIRED BY DEED OR FORECLOSURE	
Parks, Playgrounds, Shade Trees	1,454,445.00	EQUIALIZED VALUATION BASIS		Balance January 1, 1988	1,558,181.45
Land Reclamation & Conservation	1,075.00	FOR NET DEBT COMPUTATION		Transfers From Taxes or Liens	
Other Recreational Services	222,630.00	REAL PROPERTY VALUATIONS		Sale for Cash (1988)	
EDUCATION (excluding schools)		Code Class # of Parcels % VAL'N ASSESSED VALUATION		Cancelled, Abated or Adjusted (1988)	
Libraries	2,867,000.00	1 Vacant Land 1674 2.34 77,971,600.00		Balance December 31, 1988	1,558,181.45
Other Educational Services	109,713.00	2 Residential 25493 55.68 1,851,608,000.00		CURRENT FINANCES DECEMBER 31, 1988	
STATUTORY EXPENDITURES		3 Farm		ASSETS	
Pensions & F. I. C. A.	3,289,308.59	4a Commercial 1079 21.45 713,230,800.00		Cash Dec. 31, 1988	7,445,671.53
Employee Fringe Benefits		4b Industrial 173 14.93 496,414,400.00		Taxes Receivable	3,174,555.20
Other Statutory Expenditures	30,000.00	4c Apartments 62 5.60 186,133,000.00		Tax Title Liens	726,833.03
CETA And Other Public Employment Programs		Total 28476 3,325,357,800.00		Foreclosed Property	1,558,181.45
MUNICIPAL FUNCTIONS TOTAL 42,364,633.69		Land Area 23.10 Sq. Miles		Emergencies & Other Deferred Charges	2,545,664.83
CAPITAL IMPROVEMENTS *MEMO* 915,000.00		Net Valuation Taxable-Municipal 3,351,200,577		State and Federal Aid Receivable	301,128.81
DEBT SERVICE		Net Valuation Taxable-County 6,119,217,619		Other Receivables	305,776.13
Principal Payments 3,495,000.00		State Equalized Valuation 5,618,521,781		Total	16,057,810.98
Interest Payments 2,920,374.50		State Equalization Ratio 59.46		LIABILITIES, RESERVES, AND SURPLUS	
DEFERRED CHARGES 934,772.96				Cash Liabilities	7,897,165.72
SCHOOL, COUNTY, SPECIAL DISTRICT TAXES 88,408,224.80				Reserves for Receivables	5,765,345.81
RESERVE FOR UNCOLLECTED TAXES 3,426,944.00				Surplus Dec. 31, 1988	2,395,299.45
EXPENDITURES TOTAL 141,550,579.95				Total	16,057,810.98

0822

Population 1980 10,353

Population 1988 10,346

S & P Rating

Moody Rating

General Tax Rate Per \$100.

3.53

State Equalized Tax Rate

2.59

WOODBURY CITY - GLOUCESTER COUNTY

Form of Government:

Special Charter (P.L. 1870 c. 271)

Number of Members on Governing Body - 9

PER CAPITA:

Gross Debt

226.95

Net Debt

226.95

Debt Service

36.17

Total Tax Levy

745.75

Municipal Expenditures

450.43

PER CENT:

Gross Debt

.93

Net Debt

.93

Tax Levy Collected

94.26

Tax Levy Cancelled, Abated
or Adjusted

.04

EXPENDITURES		REVENUES-REALIZED		1988 PROPERTY TAX	
GENERAL GOVERNMENT				STATE EQUALIZED TAX RATE →	
Governing Body & Public Boards	10,730.00	1988 Property Taxes Collected		Local District School Taxes	1.11 3,240,621.68
Municipal Clerk	59,500.00	1988 Payments in Lieu of Taxes		Regional & Consolidated School Tax	
Financial Administration	32,000.00	Delinquent Tax & Lien Collections		School Taxes in Municipal Budget	
Assessment of Taxes	57,800.00	Business Personality Replacement Taxes		County Taxes	.72 2,091,157.53
Collection of Taxes	34,000.00	Taxes from Public Utilities		County Library Taxes	
Planning, Housing & Development	27,143.59	Other Miscellaneous Tax Revenues		Local Municipal Purpose Taxes	.75 2,195,183.73
Human Resources	113,511.00	State Aid Revenues		Veteran & Senior Citizen Taxes	103,100.00
Elections	4,393.84	Federal Aid Revenues		Total Taxes for Rate Computation	2.58 7,635,062.94
General Administration (other)	559,203.87	State and Local Fiscal Assistance Act Utilized		Special District Taxes	
JUDICIARY		Sale of Acquired Property		Bank Corp. Taxes	13,139.71
Municipal Courts	90,100.00	Other Miscellaneous Revenues		Added and Omitted Taxes	175,507.99
PUBLIC SAFETY		Total		Total Taxes Levied - ABSTRACT	7,715,610.64
Fire Protection	237,631.54	Prior Years Surplus Appropriated		Total Taxes Billed	7,706,125.72
Police Protection	980,726.86	REVENUES		1988 TAXES COLLECTED	7,264,054.18
Civil Defense & Disaster Control	2,900.00	Reserve For Uncollected Taxes		1988 Taxes Cancelled, Abated or Adjusted	3,409.93
Environmental Inspection & Control	100,500.00	CAPITAL OUTLAY		Transfer to Tax Title Liens or Foreclosed	14,957.69
Other Public Safety		TOTAL		Balance Outstanding Dec. 31, 1988	423,703.87
PUBLIC WORKS				PRIOR YEARS TAXES OUTSTANDING	
Streets and Drainage	478,001.60	Public Enterprises		Balance January 1, 1988	266,183.69
Sewers and Sewage Processing	203,500.00	Recreation—Culture		Collected in 1988	261,458.07
Garbage and Trash Disposal	164,800.00	Public Works		Cancelled, Abated or Adjusted 1988	
Public Buildings and Grounds	71,200.00	Buildings and Grounds		Transfers to Tax Title Liens or Foreclosed	297.74
Other Public Works	31,500.00	Library and Education		Balance December 31, 1988	4,427.88
HEALTH and WELFARE		Conservation		TAX TITLE LIENS OUTSTANDING	
Health Services Except Environmental	2,900.00	All Other		Balance January 1, 1988	59,423.84
Welfare-Public Assistance	26,500.02	CAPITAL DEBT AUTHORIZED, DECEMBER 31, 1988		Transfer From Taxes	15,273.96
Hospitals, Clinics, First Aid		ISSUED AND UNISSUED		Redeemed in 1988	12,861.66
Animal, Insect, & Rodent Control	3,800.00	GROSS DEBT		Cancelled, Abated or Adjusted (1988)	
Other Welfare Services		NET DEBT		Transfers to Foreclosed Property	
RECREATION and CONSERVATION		School		Balance December 31, 1988	61,836.14
Beaches and Boardwalks		Self-liquidating		PROPERTY ACQUIRED BY DEED OR	
Parks, Playgrounds, Shade Trees	51,600.00	Other		FORECLOSURE	
Land Reclamation & Conservation		Total		Balance January 1, 1988	103,305.00
Other Recreational Services	49,930.00	ISSUED AND OUTSTANDING		Transfers From Taxes or Liens	
EDUCATION (excluding schools)		School		Sale for Cash (1988)	
Libraries	86,500.00	Self-liquidating		Cancelled, Abated or Adjusted (1988)	
Other Educational Services		Other		Balance December 31, 1988	103,305.00
STATUTORY EXPENDITURES		Total		CURRENT FINANCES DECEMBER 31, 1988	
Pensions & F. I. C. A.	317,638.55	EQUALIZED VALUATION BASIS		ASSETS	
Employee Fringe Benefits	139,876.47	FOR NET DEBT COMPUTATION		Cash Dec. 31, 1988	1,240,166.40
Other Statutory Expenditures		REAL PROPERTY VALUATIONS		Taxes Receivable	428,131.75
CETA And Other Public Employment Programs		Code Class # of Parcels % VAL'N		Tax Title Liens	61,836.14
MUNICIPAL FUNCTIONS		1 Vacant Land 294 1.82		Foreclosed Property	103,305.00
CAPITAL IMPROVEMENTS	*MEMO* 10,000.00	2 Residential 2916 71.66		Emergencies & Other Deferred Charges	
DEBT SERVICE		3 Farm		State and Federal Aid Receivable	
Principal Payments	335,000.00	4a Commercial 248 22.52		Other Receivables	86,249.76
Interest Payments	39,191.06	4b Industrial 6 .70		Total	1,919,689.05
		4c Apartments 19 3.30		LIABILITIES, RESERVES, AND SURPLUS	
DEFERRED CHARGES	13,310.76	Total 3483		Cash Liabilities	461,880.50
SCHOOL, COUNTY, SPECIAL DISTRICT TAXES	5,331,779.21	Land Area 2.13 Sq. Miles		Reserves for Receivables	645,257.76
RESERVE FOR UNCOLLECTED TAXES	337,283.27	Net Valuation Taxable-Municipal		Surplus Dec. 31, 1988	812,550.79
EXPENDITURES		Net Valuation Taxable-County		Total	1,919,689.05
TOTAL	9,992,471.64	State Equalized Valuation			
		State Equalization Ratio			

Form of Government:

Borough Council

Number of Members on Governing Body - 6

PER CAPITA:

Gross Debt 681.06
 Net Debt 436.45
 Debt Service 21.90
 Total Tax Levy 890.87
 Municipal Expenditures 360.38

PER CENT:

Gross Debt 2.36
 Net Debt 1.51
 Tax Levy Collected 95.94
 Tax Levy Cancelled, Abated or Adjusted

Population 1980 3,460
 Population 1988 3,484
 S & P Rating 2.43
 Moody Rating
 General Tax Rate Per \$100.
 State Equalized Tax Rate 2.76

EXPENDITURES	REVENUES-REALIZED	1988 PROPERTY TAX
GENERAL GOVERNMENT		STATE EQUALIZED TAX RATE
Governing Body & Public Boards	1988 Property Taxes Collected 2,935,955.73	Local District School Taxes .54 600,233.00
Municipal Clerk	1988 Payments in Lieu of Taxes 149,362.16	Regional & Consolidated School Tax .80 887,647.68
Financial Administration 30,074.00	Delinquent Tax & Lien Collections 41,958.00	School Taxes in Municipal Budget
Assessment of Taxes 11,036.00	Business Personalty Replacement Taxes 221,290.00	County Taxes .75 839,404.77
Collection of Taxes 8,634.00	Taxes from Public Utilities	County Library Taxes .02 23,704.10
Planning, Housing & Development 7,190.00	Other Miscellaneous Tax Revenues	Local Municipal Purpose Taxes .63 704,651.73
Human Resources 25,327.57	State Aid Revenues 57,528.39	Veteran & Senior Citizen Taxes 33,150.00
Elections 3,400.00	Federal Aid Revenues	Total Taxes for Rate Computation 2.74 3,088,791.28
General Administration (other) 226,137.76	State and Local Fiscal Assistance Act Utilized 1,198.16	Special District Taxes
JUDICIARY	Sale of Acquired Property 150,375.91	Bank Corp. Taxes 2,910.97
Municipal Courts 23,036.32	Other Miscellaneous Revenues	Added and Omitted Taxes 45,225.04
PUBLIC SAFETY	Total 3,607,678.85	Total Taxes Levied - ABSTRACT 3,103,777.29
Fire Protection 30,900.56	Prior Years Surplus Appropriated 76,000.00	Total Taxes Billed 3,112,181.82
Police Protection 227,703.24	REVENUES TOTAL 3,683,678.85	1988 TAXES COLLECTED 2,985,955.73
Civil Defense & Disaster Control 25.00	Reserve For Uncollected Taxes 154,000.00	1988 Taxes Cancelled, Abated or Adjusted
Environmental Inspection & Control 16,700.00	CAPITAL OUTLAY TOTAL 434,691.06	Transfer to Tax Title Liens or Foreclosed 14,108.72
Other Public Safety	Public Enterprises 107,454.72	Balance Outstanding Dec. 31, 1988 112,117.37
PUBLIC WORKS	Recreation—Culture 750.00	PRIOR YEARS TAXES OUTSTANDING
Streets and Drainage 203,231.00	Public Works 326,486.34	Balance January 1, 1988 161,984.65
Sewers and Sewage Processing	Buildings and Grounds	Collected in 1988 142,362.16
Garbage and Trash Disposal 31,754.00	Library and Education	Cancelled, Abated or Adjusted 1988
Public Buildings and Grounds 19,470.00	Conservation	Transfers to Tax Title Liens or Foreclosed 19,622.49
Other Public Works 750.00	All Other	Balance December 31, 1988
HEALTH and WELFARE	CAPITAL DEBT AUTHORIZED, DECEMBER 31, 1988	TAX TITLE LIENS OUTSTANDING
Health Services Except Environmental 174.00	ISSUED AND UNISSUED GROSS DEBT NET DEBT	Balance January 1, 1988 2,727.32
Welfare-Public Assistance 2,431.00	School 547,717	Transfer From Taxes 38,549.90
Hospitals, Clinics, First Aid 25.00	Self-liquidating 544,500 240,000	Redeemed in 1988 7,000.00
Animal, Insect, & Rodent Control	Other 1,280,600 1,280,600	Cancelled, Abated or Adjusted (1988)
Other Welfare Services	Total 2,372,817 1,520,600	Transfers to Foreclosed Property
RECREATION and CONSERVATION	ISSUED AND OUTSTANDING	Balance December 31, 1988 34,277.22
Beaches and Boardwalks 750.00	School 547,717.80	PROPERTY ACQUIRED BY DEED OR FORECLOSURE
Parks, Playgrounds, Shade Trees	Self-Liquidating 544,500.00	Balance January 1, 1988 134,639.12
Land Reclamation & Conservation	Other 841,600.00	Transfers From Taxes or Liens
Other Recreational Services 6,244.00	Total 1,933,817.80	Sale for Cash (1988) 36,068.34
EDUCATION (excluding schools)	EQUALIZED VALUATION BASIS FOR NET DEBT COMPUTATION 100,738,791	Cancelled, Abated or Adjusted (1988)
Libraries	REAL PROPERTY VALUATIONS	Balance December 31, 1988 98,570.78
Other Educational Services	Code Class # of Parcels % VAL'N ASSESSED VALUATION	CURRENT FINANCES DECEMBER 31, 1988
STATUTORY EXPENDITURES	1 Vacant Land 194 2.81 3,441,900.00	ASSETS
Pensions & F. I. C. A. 42,333.39	2 Residential 1026 74.62 91,495,700.00	Cash Dec. 31, 1988 525,800.07
Employee Fringe Benefits 43,200.00	3 Farm 21,453,000.00	Taxes Receivable 112,117.37
Other Statutory Expenditures 9,000.00	4a Commercial 68 17.50 5,889,300.00	Tax Title Liens 34,277.22
CETA And Other Public Employment Programs	4b Industrial 7 4.80 333,200.00	Foreclosed Property 98,570.78
MUNICIPAL FUNCTIONS TOTAL 979,666.34	4c Apartments 3 .27	Emergencies & Other Deferred Charges 71,269.55
CAPITAL IMPROVEMENTS *MEMO* 15,000.00	Total 1298 122,613,100.00	State and Federal Aid Receivable
DEBT SERVICE	Land Area 1.23 Sq. Miles	Other Receivables 69,205.41
Principal Payments 25,000.00	Net Valuation Taxable-Municipal 123,667,612	Total 911,240.40
Interest Payments 51,232.92	Net Valuation Taxable-County 107,050,516	LIABILITIES, RESERVES, AND SURPLUS
DEFERRED CHARGES 45,620.00	State Equalized Valuation 111,427,273	Cash Liabilities 238,674.95
SCHOOL, COUNTY, SPECIAL DISTRICT TAXES 2,350,939.55	State Equalization Ratio 111.09	Reserves for Receivables 314,170.78
RESERVE FOR UNCOLLECTED TAXES 154,000.00		Surplus Dec. 31, 1988 358,394.67
EXPENDITURES TOTAL 3,606,559.31		Total 911,240.40

0268

Population 1980 5,644
 Population 1988 5,483
 S & P Rating
 Moody Rating A

General Tax Rate Per \$100. 2.66
 State Equalized Tax Rate 1.27

WOODCLIFF LAKE BORO. — BERGEN CO.

Form of Government:

Borough Council

Number of Members on Governing Body — 6

PER CAPITA:

Gross Debt 1,088.33
 Net Debt 1,005.10
 Debt Service 126.53
 Total Tax Levy 2,045.50
 Municipal Expenditures 825.95

PER CENT:

Gross Debt .85
 Net Debt .78
 Tax Levy Collected 98.37
 Tax Levy Cancelled, Abated or Adjusted .01

EXPENDITURES		REVENUES-REALIZED		1988 PROPERTY TAX	
GENERAL GOVERNMENT				STATE EQUALIZED TAX RATE	
Governing Body & Public Boards		1988 Property Taxes Collected	11,097,084.85	Local District School Taxes	.37 3,205,882.06
Municipal Clerk		1988 Payments in Lieu of Taxes		Regional & Consolidated School Tax	.36 3,154,423.33
Financial Administration	72,232.00	Delinquent Tax & Lien Collections	70,271.32	School Taxes in Municipal Budget	
Assessment of Taxes	17,093.00	Business Personalty Replacement Taxes	47,800.60	County Taxes	.21 1,845,617.53
Collection of Taxes	25,310.00	Taxes from Public Utilities	508,335.00	County Library Taxes	
Planning, Housing & Development	31,071.00	Other Miscellaneous Tax Revenues		Local Municipal Purpose Taxes	.33 2,892,945.47
Human Resources		State Aid Revenues	52,392.11	Veteran & Senior Citizen Taxes	27,450.00
Elections	1,250.00	Federal Aid Revenues		Total Taxes for Rate Computation	1.27 11,126,313.44
General Administration (other)	584,319.87	State and Local Fiscal Assistance Act Utilized	62.58	Special District Taxes	
JUDICIARY		Sale of Acquired Property		Bank Corp. Taxes	19,385.89
Municipal Courts	49,749.33	Other Miscellaneous Revenues	532,031.43	Added and Omitted Taxes	107,425.93
PUBLIC SAFETY		Total	12,308,028.39	Total Taxes Levied - ABSTRACT	11,225,680.26
Fire Protection	103,694.60	Prior Years Surplus Appropriated	630,000.00	Total Taxes Billed	11,223,458.30
Police Protection	1,034,271.30	REVENUES TOTAL	12,938,028.39	1988 TAXES COLLECTED	11,097,084.85
Civil Defense & Disaster Control		Reserve For Uncollected Taxes	239,764.25	1988 Taxes Cancelled, Abated or Adjusted	1,623.16
Environmental Inspection & Control	35,617.00	CAPITAL OUTLAY TOTAL	1,532,711.91	Transfer to Tax Title Liens or Foreclosed	
Other Public Safety				Balance Outstanding Dec. 31, 1988	124,750.29
PUBLIC WORKS				PRIOR YEARS TAXES OUTSTANDING	
Streets and Drainage	362,664.00			Balance January 1, 1988	70,271.32
Sewers and Sewage Processing	769,334.00			Collected in 1988	70,271.32
Garbage and Trash Disposal				Cancelled, Abated or Adjusted 1988	
Public Buildings and Grounds	51,271.58			Transfers to Tax Title Liens or Foreclosed	
Other Public Works				Balance December 31, 1988	
HEALTH and WELFARE				TAX TITLE LIENS OUTSTANDING	
Health Services Except Environmental	13,411.00			Balance January 1, 1988	
Welfare-Public Assistance	30.60			Transfer From Taxes	
Hospitals, Clinics, First Aid	3,710.00			Redeemed in 1988	
Animal, Insect, & Rodent Control				Cancelled, Abated or Adjusted (1988)	
Other Welfare Services				Transfers to Foreclosed Property	
RECREATION and CONSERVATION				Balance December 31, 1988	
Beaches and Boardwalks				PROPERTY ACQUIRED BY DEED OR	
Parks, Playgrounds, Shade Trees	50,862.00			FORECLOSURE	
Land Reclamation & Conservation				Balance January 1, 1988	950.00
Other Recreational Services	57,225.00			Transfers From Taxes or Liens	
EDUCATION (excluding schools)				Sale for Cash (1988)	
Libraries	25,000.00			Cancelled, Abated or Adjusted (1988)	
Other Educational Services				Balance December 31, 1988	950.00
STATUTORY EXPENDITURES				CURRENT FINANCES DECEMBER 31, 1988	
Pensions & F. I. C. A.	224,965.95			ASSETS	
Employee Fringe Benefits				Cash Dec. 31, 1988	1,483,530.61
Other Statutory Expenditures	50.00			Taxes Receivable	124,750.29
CETA And Other Public Employment Programs				Tax Title Liens	
MUNICIPAL FUNCTIONS TOTAL	3,513,632.23			Foreclosed Property	950.00
CAPITAL IMPROVEMENTS *MEMO*	20,000.00			Emergencies & Other Deferred Charges	
DEBT SERVICE				State and Federal Aid Receivable	334.77
Principal Payments	385,400.00			Other Receivables	7,389.23
Interest Payments	309,008.19			Total	1,617,504.90
DEFERRED CHARGES				LIABILITIES, RESERVES, AND SURPLUS	
SCHOOL, COUNTY, SPECIAL DISTRICT TAXES	30,000.00			Cash Liabilities	607,055.33
RESERVE FOR UNCOLLECTED TAXES	8,205,922.97			Reserves for Receivables	133,089.52
EXPENDITURES TOTAL	12,738,727.64			Surplus Dec. 31, 1988	377,360.00
				Total	1,617,504.90

0339

WOODLAND TWP. - BURLINGTON CO.

PER CAPITA:

PER CENT:

Form of Government:

Gross Debt

321.26

Gross Debt

1.66

Township Committee

Net Debt

223.56

Net Debt

1.16

Number of Members on Governing Body - 3

Debt Service

457.02

Tax Levy Collected

87.49

Total Tax Levy

324.38

Tax Levy Cancelled, Abated

or Adjusted

.22

Municipal Expenditures

EXPENDITURES		REVENUES-REALIZED		1988 PROPERTY TAX	
GENERAL GOVERNMENT				STATE EQUALIZED TAX RATE	
Governing Body & Public Boards		1988 Property Taxes Collected	814,836.00	Local District School Taxes	1.04
Municipal Clerk		1988 Payments in Lieu of Taxes		Regional & Consolidated School Tax	
Financial Administration	31,530.00	Delinquent Tax & Lien Collections	94,628.00	School Taxes in Municipal Budget	
Assessment of Taxes	25,342.00	Business Personalty Replacement Taxes	6,643.00	County Taxes	.48
Collection of Taxes	24,241.00	Taxes from Public Utilities	89,567.00	County Library Taxes	.03
Planning, Housing & Development	8,737.00	Other Miscellaneous Tax Revenues		Local Municipal Purpose Taxes	.28
Human Resources		State Aid Revenues	96,463.00	Veteran & Senior Citizen Taxes	
Elections		Federal Aid Revenues		Total Taxes for Rate Computation	1.83
General Administration (other)	121,719.00	State and Local Fiscal Assistance Act Utilized	1,358.00	Special District Taxes	
JUDICIARY		Sale of Acquired Property		Bank Corp. Taxes	
Municipal Courts	24,378.00	Other Miscellaneous Revenues	265,681.00	Added and Omitted Taxes	11,620.00
PUBLIC SAFETY		Total	1,369,176.00	Total Taxes Levied - ABSTRACT	930,959.13
Fire Protection	25,819.00	Prior Years Surplus Appropriated	184,000.00	Total Taxes Billed	931,323.00
Police Protection	11,660.00	REVENUES	1,553,176.00	1988 TAXES COLLECTED	814,836.00
Civil Defense & Disaster Control	500.00	Reserve For Uncollected Taxes	164,652.00	1988 Taxes Cancelled, Abated or Adjusted	2,088.00
Environmental Inspection & Control	12,634.00	CAPITAL OUTLAY	21,089.00	Transfer to Tax Title Liens or Foreclosed	33,913.00
Other Public Safety		TOTAL		Balance Outstanding Dec. 31, 1988	80,486.00
PUBLIC WORKS				PRIOR YEARS TAXES OUTSTANDING	
Streets and Drainage	161,639.00	Public Enterprises		Balance January 1, 1988	91,977.00
Sewers and Sewage Processing		Recreation—Culture		Collected in 1988	90,754.00
Gorbage and Trosh Disposol	2,252.00	Public Works	14,624.00	Cancelled, Abated or Adjusted 1988	
Public Buildings and Grounds		Buildings and Grounds	6,465.00	Transfers to Tax Title Liens or Foreclosed	172.00
Other Public Works		Librory and Education		Balance December 31, 1988	1,051.00
HEALTH and WELFARE		Conservation		TAX TITLE LIENS OUTSTANDING	
Health Services Except Environmental	3,121.00	All Other		Balance January 1, 1988	333,228.00
Welfare-Public Assistance	3,074.00	CAPITAL DEBT AUTHORIZED, DECEMBER 31, 1988		Balance January 1, 1988	33,600.00
Hospitals, Clinics, First Aid		ISSUED AND UNISSUED		Transfers From Taxes	34,085.00
Animal, Insect, & Rodent Control	4,393.00	GROSS DEBT		Redeemed in 1988	3,874.00
Other Welfare Services		School	199,000	Cancelled, Abated or Adjusted (1988)	
RECREATION and CONSERVATION		Self-liquidoting		Transfers to Foreclosed Property	
Beches and Boardwalks		Other	455,400	Balance December 31, 1988	363,439.00
Parks, Playgrounds, Shade Trees		Total	654,400	PROPERTY ACQUIRED BY DEED OR	
Land Reclomotion & Conservation	4,256.00	ISSUED AND OUTSTANDING		FORECLOSURE	
Other Recreational Services		School	174,000.00	Balance January 1, 1988	33,600.00
EDUCATION (excluding schools)		Self-Liquidoting		Transfers From Taxes or Liens	
Libraries		Other		Sole for Cosh (1988)	
Other Educational Services		Total	174,000.00	Cancelled, Abated or Adjusted (1988)	
STATUTORY EXPENDITURES		EQUALIZED VALUATION BASIS		Balance December 31, 1988	33,600.00
Pensions & F. I. C. A.	21,000.00	FOR NET DEBT COMPUTATION	39,357,486	CURRENT FINANCES DECEMBER 31, 1988	
Employee Fringe Benefits	6,500.00	REAL PROPERTY VALUATIONS		ASSETS	
Other Statutory Expenditures		Code Class # of Parcels % VAL'N		Cash Dec. 31, 1988	797,629.00
CETA And Other Public Employment Programs		1 Vacant Land 3002 17.41	7,516,833.00	Taxes Receivable	81,537.00
MUNICIPAL FUNCTIONS		2 Residential 361 57.26	24,717,250.00	Tax Title Liens	363,439.00
CAPITAL IMPROVEMENTS	*MEMO*	3 Farm 289 10.63	4,591,195.00	Foreclosed Property	33,600.00
DEBT SERVICE		4a Commercial 26 6.68	2,885,150.00	Emergencies & Other Deferred Charges	387.00
Principal Payments		4b Industrial 18 8.01	3,453,950.00	State and Federal Aid Receivable	
Interest Payments		4c Aportments		Other Receivables	33,813.00
DEFERRED CHARGES	2,726.00	Total	43,169,378.00	Total	1,310,405.00
SCHOOL, COUNTY, SPECIAL DISTRICT TAXES	773,459.13	Land Area 95.38 Sq. Miles		LIABILITIES, RESERVES, AND SURPLUS	
RESERVE FOR UNCOLLECTED TAXES	164,652.00	Net Valuation Taxable-Municipal	44,152,742	Cash Liabilities	292,848.00
EXPENDITURES		Net Valuation Taxable-County	41,142,157	Reserves for Receivables	512,389.00
TOTAL	1,439,222.13	State Equalized Valuation	50,123,237	Surplus Dec. 31, 1988	505,168.00
		State Equalization Ratio	87.85	Total	1,310,405.00

0437

Population 1980 2,578
 Population 1988 2,542
 S & P Rating
 Moody Rating

General Tax Rate Per \$100.

4.32

State Equalized Tax Rate

3.33

WOODLYNNE BOROUGH - CAMDEN CO.

Form of Government:

Borough Council

Number of Members on Governing Body - 6

PER CAPITA:

Grass Debt 142.50
 Net Debt 118.90
 Debt Service 23.31
 Total Tax Levy 539.16
 Municipal Expenditures 322.94

PER CENT:

Grass Debt .99
 Net Debt .23
 Tax Levy Collected 96.42
 Tax Levy Cancelled, Abated
 or Adjusted .16

EXPENDITURES		REVENUES-REALIZED		1988 PROPERTY TAX	
GENERAL GOVERNMENT				STATE EQUALIZED TAX RATE \rightarrow 2.9	
Governing Body & Public Boards		1988 Property Taxes Collected	1,444,112.30	Local District School Taxes	505,347.50
Municipal Clerk		1988 Payments in Lieu of Taxes		Regional & Consolidated School Tax	
Financial Administration	14,750.00	Delinquent Tax & Lien Collections	43,135.39	School Taxes in Municipal Budget	
Assessment of Taxes	3,550.00	Business Personalty Replacement Taxes	9,409.52	County Taxes	376,332.00
Collection of Taxes	450.00	Taxes from Public Utilities	95,373.00	County Library Taxes	9,395.00
Planning, Housing & Development		Other Miscellaneous Tax Revenues		Local Municipal Purpose Taxes	605,500.00
Human Resources	39,576.50	State Aid Revenues	112,336.14	Veteran & Senior Citizen Taxes	51,250.00
Elections	2,000.00	Federal Aid Revenues		Total Taxes for Rate Computation	1,543,325.50
General Administration (other)	163,620.04	State and Local Fiscal Assistance Act Utilized		Special District Taxes	
JUDICIARY		Sale of Acquired Property		Bank Corp. Taxes	565.31
Municipal Courts	25,020.05	Other Miscellaneous Revenues	93,032.51	Added and Omitted Taxes	
PUBLIC SAFETY		Total	1,802,448.86	Total Taxes Levied - ABSTRACT	1,497,640.31
Fire Protection	13,329.64	Prior Years Surplus Appropriated	105,000.00	Total Taxes Billed	1,497,733.68
Police Protection	167,037.23	REVENUES TOTAL	1,907,448.86	1988 TAXES COLLECTED	1,444,112.30
Civil Defense & Disaster Control	250.00	Reserve For Uncollected Taxes	75,356.00	1988 Taxes Cancelled, Abated or Adjusted	2,364.62
Environmental Inspection & Control	4,900.00			Transfer to Tax Title Liens or Foreclosed	1,542.53
Other Public Safety				Balance Outstanding Dec. 31, 1988	49,714.13
PUBLIC WORKS		CAPITAL OUTLAY TOTAL		PRIOR YEARS TAXES OUTSTANDING	
Streets and Drainage	136,192.59	Public Enterprises		Balance January 1, 1988	46,573.64
Sewers and Sewage Processing	12,702.15	Recreation—Culture		Collected in 1988	45,615.14
Garbage and Trash Disposal	132,236.59	Public Works		Cancelled, Abated or Adjusted 1988	
Public Buildings and Grounds	43,078.56	Buildings and Grounds		Transfers to Tax Title Liens or Foreclosed	511.53
Other Public Works		Library and Education		Balance December 31, 1988	451.97
HEALTH and WELFARE		Conservation		TAX TITLE LIENS OUTSTANDING	
Health Services Except Environmental		All Other		Balance January 1, 1988	17,260.31
Welfare-Public Assistance	6,100.00	CAPITAL DEBT AUTHORIZED, DECEMBER 31, 1988		Transfer From Taxes	2,146.60
Hospitals, Clinics, First Aid		ISSUED AND UNISSUED GROSS DEBT NET DEBT		Redeemed in 1988	2,520.25
Animal, Insect, & Rodent Control		School 60,000		Cancelled, Abated or Adjusted (1988)	
Other Welfare Services		Self-liquidating		Transfers to Foreclosed Property	
RECREATION and CONSERVATION		Other 302,245	302,245	Balance December 31, 1988	16,593.16
Beaches and Boardwalks		Total 362,245	302,245	PROPERTY ACQUIRED BY DEED OR FORECLOSURE	
Parks, Playgrounds, Shade Trees	5,000.00	ISSUED AND OUTSTANDING		Balance January 1, 1988	22,400.00
Land Reclamation & Conservation		School	60,000.00	Transfers From Taxes or Liens	
Other Recreational Services	5,300.00	Self-Liquidating		Sale for Cash (1988)	
EDUCATION (excluding schools)		Other	235,000.00	Cancelled, Abated or Adjusted (1988)	
Libraries	3,000.00	Total	345,000.00	Balance December 31, 1988	22,400.00
Other Educational Services		EQUALIZED VALUATION BASIS		CURRENT FINANCES DECEMBER 31, 1988	
STATUTORY EXPENDITURES		FOR NET DEBT COMPUTATION	30,453,313	ASSETS	
Pensions & F. I. C. A.	44,130.00	REAL PROPERTY VALUATIONS		Cash Dec. 31, 1988	230,778.34
Employee Fringe Benefits	24,000.00	Code Class # of Parcels % VAL'N ASSESSED VALUATION		Taxes Receivable	50,166.15
Other Statutory Expenditures		1 Vacant Land 17 .77 265,100.00		Tax Title Liens	16,893.16
CETA And Other Public Employment Programs		2 Residential 373 90.39 31,278,200.00		Foreclosed Property	22,400.00
MUNICIPAL FUNCTIONS TOTAL	846,823.40	3 Farm 4a Commercial 39 7.52 2,601,000.00		Emergencies & Other Deferred Charges	8,400.00
CAPITAL IMPROVEMENTS *MEMO*	2,500.00	4b Industrial 7 1.32 457,800.00		State and Federal Aid Receivable	43,000.00
DEBT SERVICE		Total 936 34,602,100.00		Other Receivables	5,779.18
Principal Payments	52,500.00	Land Area .22 Sq. Miles		Total	432,417.33
Interest Payments	19,472.75	Net Valuation Taxable-Municipal	34,710,663	LIABILITIES, RESERVES, AND SURPLUS	
DEFERRED CHARGES	4,200.00	Net Valuation Taxable-County	36,515,724	Cash Liabilities	155,761.83
SCHOOL, COUNTY, SPECIAL DISTRICT TAXES	891,575.50	State Equalized Valuation	39,105,633	Reserves for Receivables	92,920.92
RESERVE FOR UNCOLLECTED TAXES	75,836.00	State Equalization Ratio	88.73	Surplus Dec. 31, 1988	183,734.58
EXPENDITURES TOTAL	1,890,427.65			Total	432,417.33

Form of Government:

Borough Council

Number of Members

Number of Members on Governing Body – 6

Grass Debt

Grass Debt

Net Debt

Debt Service

Total Tax Levy

Municipal Expenditures

377.69

46.17

10.20

719.09

351.58

Grass Debt

Grass Debt

Net Debt

Tax Levy Collected

Tax Levy Cancelled, Abated

or Adjusted

1.71

.21

93.82

d

EXPENDITURES		REVENUES-REALIZED		1988 PROPERTY TAX	
GENERAL GOVERNMENT				STATE EQUALIZED TAX RATE	
Governing Body & Public Boards				Local District School Taxes	
Municipal Clerk				Regional & Consolidated School Tax 1.27	
Financial Administration	42,202.36	1988 Property Taxes Collected 2,204,303.35		School Taxes in Municipal Budget 1,052,387.34	
Assessment of Taxes	11,650.00	1988 Payments in Lieu of Taxes 125,091.18		County Taxes .78 647,089.36	
Collection of Taxes	17,200.00	Delinquent Tax & Lien Collections 21,686.64		County Library Taxes	
Planning, Housing & Development	13,025.00	Business Personalty Replacement Taxes 132,900.00		Local Municipal Purpose Taxes .73 604,725.73	
Human Resources	33,793.15	Taxes from Public Utilities		Veteran & Senior Citizen Taxes 33,850.00	
Elections	400.00	Other Miscellaneous Tax Revenues		Total Taxes for Rate Computation 2.78 2,338,052.43	
General Administration (other)	129,205.00	State Aid Revenues 36,051.59		Special District Taxes	
JUDICIARY		Federal Aid Revenues		Bank Corp. Taxes 60,422.52	
Municipal Courts	35,020.00	State and Local Fiscal Assistance Act Utilized 236.38		Added and Omitted Taxes 45,762.76	
PUBLIC SAFETY		Sale of Acquired Property		Total Taxes Levied - ABSTRACT 2,410,387.71	
Fire Protection	14,040.28	Other Miscellaneous Revenues 170,136.46		Total Taxes Billed 2,349,965.19	
Police Protection	275,076.59	Total 2,740,905.60		1988 TAXES COLLECTED 2,204,803.35	
Civil Defense & Disaster Control	1,800.00	Prior Years Surplus Appropriated 175,000.00		1988 Taxes Cancelled, Abated or Adjusted	
Environmental Inspection & Control	19,100.00	REVENUES TOTAL 2,915,905.60		Transfer to Tax Title Liens or Foreclosed 6,462.74	
Other Public Safety		Reserve for Uncollected Taxes 159,580.80		Balance Outstanding Dec. 31, 1988 138,699.10	
PUBLIC WORKS		CAPITAL OUTLAY TOTAL 39,400.00		PRIOR YEARS TAXES OUTSTANDING	
Streets and Drainage	172,130.00	Public Enterprises		Balance January 1, 1988 116,467.21	
Sewers and Sewage Processing		Recreation—Culture		Collected in 1988 112,832.71	
Garbage and Trash Disposal	50,035.21	Public Works 39,400.00		Cancelled, Abated or Adjusted 1988	
Public Buildings and Grounds	27,437.74	Buildings and Grounds		Transfers to Tax Title Liens or Foreclosed	
Other Public Works		Library and Education		Balance December 31, 1988 3,634.50	
HEALTH and WELFARE		Conservation		TAX TITLE LIENS OUTSTANDING	
Health Services Except Environmental	1,130.00	All Other		Balance January 1, 1988 18,411.15	
Welfare-Public Assistance	7,050.00	CAPITAL DEBT AUTHORIZED, DECEMBER 31, 1988		Transfer From Taxes 6,716.12	
Hospitals, Clinics, First Aid	1,000.00	ISSUED AND UNISSUED GROSS DEBT NET DEBT		Redeemed in 1988 12,258.47	
Animal, Insect, & Rodent Control	1,200.00	School 1,046,032		Cancelled, Abated or Adjusted (1988)	
Other Welfare Services		Self-liquidating 110,000 44,766		Transfers to Foreclosed Property	
RECREATION and CONSERVATION		Other 110,000 110,000		Balance December 31, 1988 12,868.80	
Beaches and Boardwalks		Total 1,266,032 154,766		PROPERTY ACQUIRED BY DEED OR FORECLOSURE	
Parks, Playgrounds, Shade Trees	4,500.00	ISSUED AND OUTSTANDING		Balance January 1, 1988 800.00	
Land Reclamation & Conservation	15,175.00	School 1,046,032.84		Transfers From Taxes or Liens	
Other Recreational Services	1,000.00	Self-Liquidating 110,000.00		Sale for Cash (1988)	
EDUCATION (excluding schools)		Other 110,000.00		Cancelled, Abated or Adjusted (1988)	
Libraries	3,700.00	Total 1,266,032.84		Balance December 31, 1988 800.00	
Other Educational Services		EQUALIZED VALUATION BASIS		CURRENT FINANCES DECEMBER 31, 1988	
STATUTORY EXPENDITURES		FOR NET DEBT COMPUTATION 74,065,125		ASSETS	
Pensions & F. I. C. A.	63,036.00	REAL PROPERTY VALUATIONS		Cash Dec. 31, 1988 489,406.02	
Employee Fringe Benefits	33,050.00	Code Class # of Parcels % VAL'N ASSESSED VALUATION		Taxes Receivable 142,333.60	
Other Statutory Expenditures	600.00	1 Vacant Land 96 1.24 674,700.00		Tax Title Liens 12,868.80	
CETA And Other Public Employment Programs		2 Residential 932 79.53 43,313,000.00		Foreclosed Property 800.00	
MUNICIPAL FUNCTIONS TOTAL 934,336.93		3 Farm 18 .22 120,600.00		Emergencies & Other Deferred Charges 4,708.75	
CAPITAL IMPROVEMENTS *MEMO* 100,000.00		4a Commercial 79 15.06 8,202,600.00		State and Federal Aid Receivable	
DEBT SERVICE		4b Industrial		Other Receivables 21,287.44	
Principal Payments 25,000.00		4c Apartments 6 3.94 2,147,100.00		Total 671,404.61	
Interest Payments 9,135.00		Total 1131 54,458,000.00		LIABILITIES, RESERVES, AND SURPLUS	
DEFERRED CHARGES 339.00		Land Area 1.56 Sq. Miles		Cash Liabilities 99,206.00	
SCHOOL, COUNTY, SPECIAL DISTRICT TAXES 1,699,476.70		Net Valuation Taxable-Municipal 55,564,186		Reserves for Receivables 175,723.84	
RESERVE FOR UNCOLLECTED TAXES 159,580.80		Net Valuation Taxable-County 77,419,067		Surplus Dec. 31, 1988 396,474.77	
EXPENDITURES TOTAL 2,877,968.43		State Equalized Valuation 82,072,585		Total 671,404.61	
		State Equalization Ratio 67.26			

0824

Population 1980 1,129
 Population 1988 1,330
 S & P Rating
 Moody Rating

General Tax Rate Per \$100.

4.04

State Equalized Tax Rate

2.33

WOOLWICH TOWNSHIP — GLOUCESTER CO.

Form of Government:

Township Committee

Number of Members on Governing Body — 3

PER CAPITA:

Gross Debt 1,293.41

Net Debt

Debt Service

Total Tax Levy 1,128.48

Municipal Expenditures 659.29

PER CENT:

Gross Debt 3.24

Net Debt

Tax Levy Collected 94.33

Tax Levy Cancelled, Abated or Adjusted .03

EXPENDITURES		REVENUES-REALIZED		1988 PROPERTY TAX	
GENERAL GOVERNMENT		1988 Property Taxes Collected		STATE EQUALIZED TAX RATE	
Governing Body & Public Boards		1,415,716.97		Local District School Taxes .31	
Municipal Clerk				Regional & Consolidated School Tax .57	
Financial Administration	10,400.00	1988 Payments in Lieu of Taxes		School Taxes in Municipal Budget	
Assessment of Taxes	55,533.00	38,177.96		County Taxes .70	
Collection of Taxes	9,195.62	Business Personalty Replacement Taxes		County Library Taxes .02	
Planning, Housing & Development	93,733.03	59,527.88		Local Municipal Purpose Taxes .23	
Human Resources	23,435.00	Taxes from Public Utilities		Veteran & Senior Citizen Taxes	
Elections	450.00	204,272.00		Total Taxes for Rate Computation 2.33	
General Administration (other)	81,856.84	State Aid Revenues		Special District Taxes	
JUDICIARY		Federal Aid Revenues		Bank Corp. Taxes	
Municipal Courts	29,155.00	State and Local Fiscal Assistance Act Utilized		Added and Omitted Taxes	
PUBLIC SAFETY		Sale of Acquired Property		Total Taxes Levied - ABSTRACT	
Fire Protection	32,350.00	Other Miscellaneous Revenues		Total Taxes Billed	
Police Protection	181,641.89	Total		1988 TAXES COLLECTED	
Civil Defense & Disaster Control	1,100.00	Prior Years Surplus Appropriated		1988 Taxes Cancelled, Abated or Adjusted	
Environmental Inspection & Control	33,010.90	REVENUES TOTAL		Transfer to Tax Title Liens or Foreclosed	
Other Public Safety		Reserve For Uncollected Taxes		Balance Outstanding Dec. 31, 1988	
PUBLIC WORKS		CAPITAL OUTLAY TOTAL		PRIOR YEARS TAXES OUTSTANDING	
Streets and Drainage	126,810.00	Public Enterprises		Balance January 1, 1988	
Sewers and Sewage Processing		Recreation—Culture		Collected in 1988	
Garbage and Trash Disposal	30,315.93	Public Works		Cancelled, Abated or Adjusted 1988	
Public Buildings and Grounds	13,100.00	Buildings and Grounds		Transfers to Tax Title Liens or Foreclosed	
Other Public Works		Library and Education		Balance December 31, 1988	
HEALTH and WELFARE		Conservation		TAX TITLE LIENS OUTSTANDING	
Health Services Except Environmental	510.00	All Other		Balance January 1, 1988	
Welfare-Public Assistance	1,630.00	CAPITAL DEBT AUTHORIZED, DECEMBER 31, 1988		Transfer From Taxes	
Hospitals, Clinics, First Aid		ISSUED AND UNISSUED GROSS DEBT		Redeemed in 1988	
Animal, Insect, & Rodent Control	2,149.50	School 1,720,239		Cancelled, Abated or Adjusted (1988)	
Other Welfare Services		Self-liquidating		Transfers to Foreclosed Property	
RECREATION and CONSERVATION		Other		Balance December 31, 1988	
Beaches and Boardwalks		Total 1,720,239		PROPERTY ACQUIRED BY DEED OR	
Parks, Playgrounds, Shade Trees	1,000.00	ISSUED AND OUTSTANDING		FORECLOSURE	
Land Reclamation & Conservation		School		Balance January 1, 1988	
Other Recreational Services		Self-Liquidating		Transfers From Taxes or Liens	
EDUCATION (excluding schools)		Other		Sale for Cash (1988)	
Libraries	300.00	Total		Cancelled, Abated or Adjusted (1988)	
Other Educational Services		EQUALIZED VALUATION BASIS		Balance December 31, 1988	
STATUTORY EXPENDITURES		FOR NET DEBT COMPUTATION		CURRENT FINANCES DECEMBER 31, 1988	
Pensions & F. I. C. A.	34,543.13	REAL PROPERTY VALUATIONS		ASSETS	
Employee Fringe Benefits		Code Class # of Parcels % VAL'N		Cash Dec. 31, 1988	
Other Statutory Expenditures		ASSESSED VALUATION		Taxes Receivable	
CETA And Other Public Employment Programs		1 Vacant Land 128 4.81		Tax Title Liens	
MUNICIPAL FUNCTIONS TOTAL	767,329.89	2 Residential 234 35.16		Foreclosed Property	
CAPITAL IMPROVEMENTS *MEMO*	10,000.00	3 Farm 477 31.58		Emergencies & Other Deferred Charges	
DEBT SERVICE		4a Commercial 45 24.82		State and Federal Aid Receivable	
Principal Payments		4b Industrial 2 3.64		Other Receivables	
Interest Payments		4c Apartments		Total	
DEFERRED CHARGES	12,740.81	Total 936		LIABILITIES, RESERVES, AND SURPLUS	
SCHOOL, COUNTY, SPECIAL DISTRICT TAXES	1,318,440.17	Land Area 21.43 Sq. Miles		Cash Liabilities	
RESERVE FOR UNCOLLECTED TAXES	96,735.00	Net Valuation Taxable-Municipal		Reserves for Receivables	
EXPENDITURES TOTAL	2,195,295.87	Net Valuation Taxable-County		Surplus Dec. 31, 1988	
		State Equalized Valuation		Total	
		State Equalization Ratio			

0340

Population 1980 3,031

Population 1988 3,280

S & P Rating

Maady Rating

General Tax Rate Per \$100.

2.39

State Equalized Tax Rate

2.17

WRIGHTSTOWN BORO. - BURLINGTON CO.**Form of Government:****Borough Council****Number of Members on Governing Body - 6****PER CAPITA:**

Gross Debt 100.13

Net Debt 25.31

Debt Service 11.44

Total Tax Levy 153.48

Municipal Expenditures 118.51

PER CENT:

Gross Debt 1.84

Net Debt .46

Tax Levy Collected 93.30

Tax Levy Cancelled, Abated
or Adjusted

EXPENDITURES		REVENUES-REALIZED		1988 PROPERTY TAX	
GENERAL GOVERNMENT				STATE EQUALIZED TAX RATE \rightarrow	
Governing Body & Public Boards		1988 Property Taxes Collected	469,308.00	Local District School Taxes	
Municipal Clerk		1988 Payments in Lieu of Taxes		Regional & Consolidated School Tax	1.14
Financial Administration	13,700.00	Delinquent Tax & Lien Collections	32,854.00	School Taxes in Municipal Budget	
Assessment of Taxes	7,050.00	Business Personalty Replacement Taxes	18,484.00	County Taxes	.51
Collection of Taxes	3,700.00	Taxes from Public Utilities	66,122.00	County Library Taxes	.03
Planning, Housing & Development	2,500.00	Other Miscellaneous Tax Revenues		Local Municipal Purpose Taxes	.49
Human Resources		State Aid Revenues	67,241.00	Veteran & Senior Citizen Taxes	2,900.00
Elections		Federal Aid Revenues		Total Taxes for Rate Computation	2.17
General Administration (other)	82,100.00	State and Local Fiscal Assistance Act Utilized	287.00	Special District Taxes	
JUDICIARY		Sale of Acquired Property		Bank Corp. Taxes	426.00
Municipal Courts		Other Miscellaneous Revenues	62,305.00	Added and Omitted Taxes	
PUBLIC SAFETY		Total	716,601.00	Total Taxes Levied - ABSTRACT	503,416.68
Fire Protection	10,633.00	Prior Years Surplus Appropriated	47,000.00	Total Taxes Billed	502,990.68
Police Protection	47,400.00	REVENUES TOTAL	763,601.00	1988 TAXES COLLECTED	469,308.00
Civil Defense & Disaster Control	50.00	Reserve For Uncollected Taxes	40,006.00	1988 Taxes Cancelled, Abated or Adjusted	
Environmental Inspection & Control	6,540.00			Transfer to Tax Title Liens or Foreclosed	7,073.00
Other Public Safety				Balance Outstanding Dec. 31, 1988	26,296.00
PUBLIC WORKS		CAPITAL OUTLAY TOTAL		PRIOR YEARS TAXES OUTSTANDING	
Streets and Drainage	58,800.00	Public Enterprises		Balance January 1, 1988	29,046.00
Sewers and Sewage Processing		Recreation—Culture		Collected in 1988	25,842.00
Garbage and Trash Disposal	38,000.00	Public Works		Cancelled, Abated or Adjusted 1988	
Public Buildings and Grounds	18,200.00	Buildings and Grounds		Transfers to Tax Title Liens or Foreclosed	2,222.00
Other Public Works		Library and Education		Balance December 31, 1988	982.00
HEALTH and WELFARE		Conservation		TAX TITLE LIENS OUTSTANDING	
Health Services Except Environmental	300.00	All Other		Balance January 1, 1988	5,852.00
Welfare-Public Assistance	4,750.00			Transfer From Taxes	9,567.00
Hospitals, Clinics, First Aid		CAPITAL DEBT AUTHORIZED, DECEMBER 31, 1988		Redeemed in 1988	7,012.00
Animal, Insect, & Rodent Control		ISSUED AND UNISSUED GROSS DEBT NET DEBT		Cancelled, Abated or Adjusted (1988)	
Other Welfare Services		School 245,381		Transfers to Foreclosed Property	
RECREATION and CONSERVATION		Self-liquidating		Balance December 31, 1988	8,407.00
Beaches and Boardwalks		Other 83,030	83,030	PROPERTY ACQUIRED BY DEED OR FORECLOSURE	
Parks, Playgrounds, Shade Trees		Total 328,411	83,030	Balance January 1, 1988	1,000.00
Land Reclamation & Conservation				Transfers From Taxes or Liens	
Other Recreational Services	1,500.00	ISSUED AND OUTSTANDING		Sale for Cash (1988)	
EDUCATION (excluding schools)		School 245,381.37		Cancelled, Abated or Adjusted (1988)	
Libraries		Self-Liquidating		Balance December 31, 1988	1,000.00
Other Educational Services		Other 83,030.00		CURRENT FINANCES DECEMBER 31, 1988	
STATUTORY EXPENDITURES		Total 328,411.37		ASSETS	
Pensions & F. I. C. A.	8,500.00	EQUALIZED VALUATION BASIS FOR NET DEBT COMPUTATION	17,887,799	Cash Dec. 31, 1988	272,947.00
Employee Fringe Benefits	1,050.00	REAL PROPERTY VALUATIONS		Taxes Receivable	27,278.00
Other Statutory Expenditures	900.00	Code Class # of Parcels % VAL'N		Tax Title Liens	8,407.00
CETA And Other Public Employment Programs		1 Vacant Land 22 2.59	481,100.00	Foreclosed Property	1,000.00
MUNICIPAL FUNCTIONS TOTAL	305,778.00	2 Residential 104 34.49	6,397,550.00	Emergencies & Other Deferred Charges	3,086.00
CAPITAL IMPROVEMENTS *MEMO*		3 Farm 3 .14	26,450.00	State and Federal Aid Receivable	500.00
DEBT SERVICE		4a Commercial 57 45.15	8,375,000.00	Other Receivables	28,095.00
Principal Payments	30,730.00	4b Industrial 1 .12	22,200.00	Total	341,313.00
Interest Payments	6,752.00	4c Apartments 17 17.50	3,246,150.00	LIABILITIES, RESERVES, AND SURPLUS	
		Total 204	18,548,450.00	Cash Liabilities	193,829.00
DEFERRED CHARGES	5,407.00	Land Area 1.65 Sq. Miles		Reserves for Receivables	64,780.00
SCHOOL, COUNTY, SPECIAL DISTRICT TAXES	388,397.68	Net Valuation Taxable-Municipal	21,076,578	Surplus Dec. 31, 1988	82,704.00
RESERVE FOR UNCOLLECTED TAXES	40,006.00	Net Valuation Taxable-County	20,040,795	Total	341,313.00
EXPENDITURES TOTAL	777,120.68	State Equalized Valuation	22,920,004		
		State Equalization Ratio	90.96		

0270
 Population 1980 15,500
 Population 1988 15,465
 S & P Rating A
 Moody Rating AA

General Tax Rate Per \$100. 1.94
 State Equalized Tax Rate 1.33

WYCKOFF TOWNSHIP — BERGEN COUNTY
Form of Government:
Township Committee
Number of Members on Governing Body — 5

PER CAPITA: 333.05
 Gross Debt 253.60
 Net Debt 32.16
 Debt Service 1,491.25
 Total Tax Levy 499.67
 Municipal Expenditures
 PER CENT:
 Gross Debt .36
 Net Debt .27
 Tax Levy Collected 98.75
 Tax Levy Cancelled, Abated or Adjusted

EXPENDITURES		REVENUES-REALIZED		1988 PROPERTY TAX	
GENERAL GOVERNMENT		1988 Property Taxes Collected		STATE EQUALIZED TAX RATE	
Governing Body & Public Boards	2,300.00	22,697,833.40		Local District School Taxes	.53 9,081,422.50
Municipal Clerk				Regional & Consolidated School Tax	.31 5,325,119.04
Financial Administration	101,416.00	252,458.01		School Taxes in Municipal Budget	
Assessment of Taxes	62,673.00	91,124.12		County Taxes	.22 3,693,546.68
Collection of Taxes	23,630.00	907,377.00		County Library Taxes	
Planning, Housing & Development	63,410.00	156,539.35		Local Municipal Purpose Taxes	.27 4,576,309.53
Human Resources	37,300.00			Veteran & Senior Citizen Taxes	111,200.00
Elections	3,200.00			Total Taxes for Rate Computation	1.33 22,787,597.75
General Administration (other)	738,034.75			Special District Taxes	
JUDICIARY				Bank Corp. Taxes	77,424.17
Municipal Courts	54,713.00			Added and Omitted Taxes	308,407.94
PUBLIC SAFETY				Total Taxes Levied - ABSTRACT	23,062,229.86
Fire Protection	109,534.00			Total Taxes Billed	22,984,805.69
Police Protection	1,115,514.00			1988 TAXES COLLECTED	22,697,833.40
Civil Defense & Disaster Control	1,000.00			1988 Taxes Cancelled, Abated or Adjusted	
Environmental Inspection & Control	131,194.30			Transfer to Tax Title Liens or Foreclosed	2,845.98
Other Public Safety				Balance Outstanding Dec. 31, 1988	284,126.31
PUBLIC WORKS				PRIOR YEARS TAXES OUTSTANDING	
Streets and Drainage	664,700.00			Balance January 1, 1988	263,650.14
Sewers and Sewage Processing				Collected in 1988	249,170.98
Garbage and Trash Disposal	1,449,520.00			Cancelled, Abated or Adjusted 1988	
Public Buildings and Grounds	92,646.00			Transfers to Tax Title Liens or Foreclosed	
Other Public Works	118,000.00			Balance December 31, 1988	14,479.16
HEALTH and WELFARE				TAX TITLE LIENS OUTSTANDING	
Health Services Except Environmental	48,538.00			Balance January 1, 1988	11,209.31
Welfare-Public Assistance	12,855.00			Transfer From Taxes	2,345.98
Hospitals, Clinics, First Aid				Redeemed in 1988	3,237.03
Animal, Insect, & Rodent Control				Cancelled, Abated or Adjusted (1988)	
Other Welfare Services				Transfers to Foreclosed Property	
RECREATION and CONSERVATION				Balance December 31, 1988	10,768.26
Beaches and Boardwalks				PROPERTY ACQUIRED BY DEED OR FORECLOSURE	
Parks, Playgrounds, Shade Trees	12,000.00			Balance January 1, 1988	27,440.00
Land Reclamation & Conservation	102,543.76			Transfers From Taxes or Liens	
Other Recreational Services	58,060.00			Sale for Cash (1988)	
EDUCATION (excluding schools)				Cancelled, Abated or Adjusted (1988)	
Libraries	337,140.00			Balance December 31, 1988	27,440.00
Other Educational Services				CURRENT FINANCES DECEMBER 31, 1988	
STATUTORY EXPENDITURES				ASSETS	
Pensions & F. I. C. A.	421,416.00			Cash Dec. 31, 1988	3,204,142.68
Employee Fringe Benefits				Taxes Receivable	298,605.47
Other Statutory Expenditures	100.00			Tax Title Liens	10,768.26
CETA And Other Public Employment Programs				Foreclosed Property	27,440.00
MUNICIPAL FUNCTIONS				Emergencies & Other Deferred Charges	
TOTAL	5,811,427.31			State and Federal Aid Receivable	
CAPITAL IMPROVEMENTS				Other Receivables	74,353.30
MEMO	408,000.00			Total	3,615,809.71
DEBT SERVICE				LIABILITIES, RESERVES, AND SURPLUS	
Principal Payments	198,615.00			Cash Liabilities	830,153.51
Interest Payments	298,734.72			Reserves for Receivables	411,667.03
DEFERRED CHARGES				Surplus Dec. 31, 1988	2,373,989.17
SCHOOL, COUNTY, SPECIAL DISTRICT TAXES	165,750.00			Total	3,615,809.71
RESERVE FOR UNCOLLECTED TAXES	1,252,820.17				
EXPENDITURES					
TOTAL	25,827,435.92				

MUNICIPALITIES OPERATING UNDER SPECIAL STATUTORY FORMS OF GOVERNMENT

OPTIONAL MUNICIPAL CHARTER LAW 1950

COMMISSION FORM (1911)

Allenhurst Boro.
Audubon Boro.
Avon-By-The-Sea
Bass River Twp.
Beach Haven Boro.
Belleville Twp.
Belmar Boro.
Bordentown City
Bradley Beach Boro.
Brigantine City
Cape May Point Boro.
Collingswood Boro.
Deal Boro.
Haddon Twp.
Haddonfield Boro.
Harvey Cedars Boro.
Hawthorne Boro.
Long Beach Twp.
Longport Boro.
Lyndhurst Twp.
Margate City, City
Millville City
Monmouth Beach Boro.
Mount Ephraim Boro.
North Bergen
Nutley Twp.
Pine Valley Boro.
Ridgefield Park Village
Sea Isle City, City
Tavistock Boro.
Union City, City
Ventnor City, City
West Cape May Boro.
West New York Town
West Wildwood Boro.
Wildwood Crest Boro.

MAYOR COUNCIL

Plan A

Bridgeton City
Long Branch City
Vineland City

MAYOR-COUNCIL (cont'd)

Plan B

Avalon Boro.
Brick Twp.
Camden City
Cherry Hill Twp.
Gloucester Twp
Lodi Boro
Mahwah Twp.
Passaic City
Perth Amboy City
Saddle Brook City.
Spotswood Boro.
Tinton Falls Boro.
West Orange Twp.

Plan C

Bayonne City
Jersey City, City
Newark City
Trenton City

Plan D

Atlantic City, City
Berkeley Twp.
Delran Twp.
Hoboken City
Irvington Twp.
Ocean City, City
Orange City, Twp.
Paterson City
South Amboy City
Wildwood City

Plan E

Bridgewater Twp.
Burlington Twp.
East Brunswick Twp.
Edison Twp.
Hamilton Twp. (Mer.)
Jefferson Twp.
Marlboro Twp.
Mine Hill Twp.
Mount Olive Twp.
New Brunswick City
North Plainfield Boro.

MAYOR-COUNCIL (cont'd)

Plan E (cont'd)

Parsippany-Troy Hills Twp.
River Vale Twp.
Washington Twp. (Bergen)
Washington Twp. (Glou)

Plan F

Clark Twp.
Denville Twp.
Elizabeth City
Florence Twp.
Lincoln Park Boro.
Monroe Twp. (Glou)
Monroe Twp. (Midd)
Morristown Town
Mullica Twp.
Old Bridge Twp.
Piscataway Twp.
Rahway City
Rockaway Twp.
Wayne Twp.
Woodbridge Twp.

SMALL MUNICIPALITY

Plan A

Berlin Twp.
Island Heights Boro.
Stafford Twp.

Plan C

Allamuchy Twp.
Chester Twp.
Clinton Twp.
Fairfield Twp. (Essex)
Greenwich Twp. (Glou)
Highlands Boro.
Lambertville City
Logan Twp.
Lopatcong Twp.
West Paterson Twp.

Plan D

Estell Manor

CONCIL-MANAGER

Plan A

Mount Holly Twp.
Ocean Twp. (Mon.)

Plan B

Byram Twp.
Cedar Grove Twp.
Evesham Twp.
Keansburg Boro.
Newton Town
Phillipsburg Town
Ridgewood Village
Sparta Twp.
Verona Twp.

Plan C

Montclair Twp.
Weehawkin Twp.

Plan D

Franklin Twp. (Som.)
West Milford Twp.

Plan E

Aberdeen Twp.
Deptford Twp.
East Windsor Twp.
Eastampton Twp.
Fair Lawn Boro.
Galloway Twp.
Lawrence Twp. (Mer.)
Livingston Twp.
Lower Twp.
Maple Shade Twp.
Medford Twp.
Moorestown Twp.
Mount Laurel Twp.
Mountain Lake Boro.
Pequannock Twp.
Randolph Twp.
Ringwood Twp.
Scotch Plains Twp
Washington Boro.
Willingboro Twp.

COUNCIL-MANAGER (cont'd)

Plan F

Roxbury Twp

COUNCIL-MANAGER ACT
Of 1923

Asbury Park City
Cape May City
Clifton City
Garfield City
Hackensack City
Medford Lakes Boro.
Teaneck Twp.
Teterboro Boro.

SPECIAL CHARTER
(Pre-1950)

Beverly City (1857)
Burlington City (1851)
Corbin City, City (1922)
Egg Harbor City (1858)
Gloucester City, City (1868)
Hammonton Town (1866)
Salem City (1858)
Woodbury City (1870)

SPECIAL CHARTER
(Post-1950)

*Bloomfield Twp. (1955)
*Englewood City (1970)
Hackettstown Town (1970)
Hardyston Twp. (1985)
Middletown Twp. (1971)
*Montville Twp. (1974)
Plainfield City (1968)
South Orange Vill. Twp.(1977)
Westfield Town (1967)

MAYOR COUNCIL-ADMINISTRATION

North Brunswick Twp.

* Charter Study (Faulkner Act)

TABLE I
POPULATION CLASSIFICATIONS OF NEW JERSEY COUNTIES AND CITIES
(BASED UPON THE 1980 OFFICIAL CENSUS)

Counties (N.J.S. 40A:6-1)

1st Class	Excess of 550,000 = Population density exceeding 3,000 per square mile Essex, Bergen, Middlesex
2nd Class	All others exceeding 200,000 = Not bordering on the Atlantic Ocean = Burlington, Gloucester, Morris, Union, Passaic, Camden, Hudson, Mercer, Somerset
3rd Class	50,000 - 200,000 = Not bordering on the Atlantic Ocean = Hunterdon, Salem, Cumberland, Sussex, Warren
4th Class	Less than 50,000 = Not bordering on Atlantic Ocean = None
5th Class	Bordering on the Atlantic Ocean, exceeding 100,000 = Monmouth, Atlantic, Ocean
6th Class	Bordering on the Atlantic Ocean, less than 100,000 = Cape May

Cities (R.S. 40:167-2)

1st Class	Exceeding 150,000 = Newark and Jersey City
2nd Class	12,000 - 150,000
3rd Class	All those not in 1st or 2nd class, except cities bordering upon Atlantic Ocean which are seaside or summer resorts.
4th Class	All cities bordering upon the Atlantic Ocean which are seaside or summer resorts.

TABLE 2

LOCAL UNITS RANKED BY POPULATION - 1988 ESTIMATES

COUNTY	POPULATION	MUNICIPALITY	POPULATION	MUNICIPALITY	POPULATION
Essex	838,455	Irvington Twp.	61,503	Orange City Twp.	31,323
Bergen	827,076	Bayonne City	60,765	Pemberton Twp.	30,998
Middlesex	653,218	Old Bridge Twp.	56,908	Mount Laurel Twp.	30,826
Monmouth	559,717	Vineland City	54,740	Fair Lawn Boro.	30,617
Hudson	540,979	Union City, City	53,469	Bridgewater Twp.	30,247
Camden	500,553	Passaic City	53,257	Westfield Town	29,975
Union	499,727	Gloucester Twp.	52,648	Neptune Twp.	29,289
Passaic	463,408	Union Twp.	51,342	Long Branch City	29,224
Morris	420,607	Wayne Twp.	51,259	Nutley Twp.	28,959
Ocean	412,974	Parsippany-Troy Hills Twp.	48,294	Manalapan Twp.	28,466
Burlington	396,994	Bloomfield Twp.	47,314	Livingston Twp.	28,390
Mercer	331,713	North Bergen Twp.	45,766	Marlboro Twp.	28,286
Somerset	227,312	Plainfield City	44,981	Winslow Twp.	28,193
Gloucester	218,777	East Brunswick Twp.	44,674	North Brunswick Twp.	26,719
Atlantic	212,880	Piscataway Twp.	44,126	Rahway City	26,319
Cumberland	138,425	Hoboken City	41,831	West Milford Twp.	26,149
Sussex	126,633	West Orange Twp.	41,130	Lawrence Twp. (Mercer)	25,938
Hunterdon	100,510	Lakewood Twp.	41,028	Millville City	25,781
Cape May	95,889	Franklin Twp. (Somerset)	39,560	Garfield City	25,645
Warren	88,976	New Brunswick City	39,459	Paramus Boro.	25,496
Salem	66,254	West New York Town	39,401	South Brunswick Twp.	25,441
Total	7,721,077	Willingboro Twp.	38,570	Hillsborough Twp.	25,020
		Montclair Twp.	38,314	Deptford Twp.	24,945
		Linden City	37,847	Bergenfield Boro.	24,677
		Teaneck Twp.	37,816	Ocean Twp. (Monmouth)	24,335
Newark City	313,639	Washington Twp. (Gloucester)	37,393	Ridgewood Village	24,247
Jersey City City	217,380	Perth Amboy City	36,767	Monroe Twp. (Gloucester)	23,887
Paterson City	138,791	Howell Twp.	36,546	East Windsor Twp.	23,758
Elizabeth City	105,102	Hackensack City	36,160	Cranford Twp.	23,664
Woodbridge Twp.	93,236	Belleville Twp.	36,016	Egg Harbor Twp.	23,485
Trenton City	90,990	Ewing Twp.	35,985	Englewood City	23,484
Hamilton Twp. (Mercer)	87,740	Sayreville Boro.	35,881	Freehold Twp.	23,401
Edison Twp.	85,500	Berkeley Twp.	35,323	Hazlet Twp.	22,939
Camden City	81,896	Atlantic City, City	35,014	Maplewood Twp.	22,692
East Orange City	77,204	Manchester Twp.	35,004	Lodi Boro.	22,669
Clifton City	76,190	Pennsauken Twp.	34,373	Monroe Twp. (Middlesex)	21,665
Cherry Hill Twp.	74,677	Kearny Town	33,764	Voorhees Twp.	21,580
Dover Twp.	74,198	Fort Lee Boro.	31,928	Scotch Plains Twp.	21,519
Middletown Twp.	69,526	Evesham Twp.	31,807	Galloway Twp.	21,405
Brick Twp.	62,825	Jackson Twp.	31,669	Hillside Twp.	21,301

1988 TABLE 2 (Continued)

COUNTY	POPULATION	MUNICIPALITY	POPULATION	MUNICIPALITY	POPULATION
Medford Twp.	20,786	Haddon Twp.	15,655	Highland Park Boro.	12,720
Summit City	20,643	New Hanover Twp.	15,591	Oakland Boro.	12,716
South Plainfield Boro.	20,570	Ocean City City	15,562	Berkeley Heights Twp.	12,644
Lower Twp.	20,495	Cinnaminson Twp.	15,511	Weehawken Twp.	12,619
Vernon Twp.	20,466	Wyckoff Twp.	15,465	Readington Twp.	12,549
Roselle Boro.	20,441	Madison Boro.	15,353	Little Egg Harbor Twp.	12,533
Lacey Twp.	20,175	Secaucus Town	15,311	Hammonton Town	12,539
Cliffside Park Boro.	20,127	Collingswood Boro.	15,297	Princeton Boro.	12,265
Wall Twp.	20,084	Glassboro Boro.	15,129	Cedar Grove Twp.	12,254
Rockaway Twp.	19,817	Washington Twp. (Morris)	15,010	Little Falls Twp.	12,234
Roxbury Twp.	19,770	Pleasantville City	14,738	Haddonfield Boro.	12,110
Lyndhurst Twp.	19,657	Hopatcong Boro.	14,657	New Providence Boro.	12,065
Morris Twp.	19,629	Sparta Twp.	14,554	Tinton Falls Boro.	11,980
Maple Shade Twp.	19,538	Princeton Twp.	14,425	Ridgefield Park Village	11,979
Randolph Twp.	19,529	Franklin Twp. (Gloucester)	14,293	Hanover Twp.	11,971
Millburn Twp.	19,420	Delran Twp.	14,240	Harrison Town	11,893
Carteret Boro.	19,269	Verona Twp.	14,196	Burlington Twp.	11,847
Mount Olive Twp.	19,115	Middle Twp.	14,113	West Paterson Boro.	11,815
Aberdeen Twp.	18,937	Springfield Twp. (Union)	14,100	Holmdel Twp.	11,555
Bernards Twp.	18,830	Hamilton Twp. (Atlantic)	14,072	Hasbrouck Heights Boro.	11,499
Bridgeton City	18,744	Denville Twp.	14,063	Hopewell Twp. (Mercer)	11,493
Hawthorne Boro.	18,577	Dover Town	13,955	West Caldwell Twp.	11,420
Lindenwold Boro.	18,426	Pennsville Twp.	13,784	Red Bank Boro.	11,407
West Deptford Twp.	18,338	Saddle Brook Twp.	13,726	Barnegat Twp.	11,401
Point Pleasant Boro.	18,272	Eatontown Boro.	13,716	Pompton Lakes Boro.	11,372
Rutherford Boro.	18,092	Raritan Twp.	13,668	Ventnor City	11,364
Elmwood Park Boro.	17,757	West Windsor Twp.	13,620	Lincoln Park Boro.	11,337
Dumont Boro.	17,563	Ringwood Boro.	13,511	Somerville Boro.	11,269
North Plainfield Boro.	17,113	Bellmawr Boro.	13,323	Totowa Boro.	11,233
Jefferson Twp.	17,007	Stafford Twp.	13,276	Glen Rock Boro.	10,954
Morristown Town	16,517	Palisades Park Boro.	13,249	Westwood Boro.	10,860
Mahwah Twp.	16,278	South River Boro.	13,248	Mount Holly Twp.	10,774
South Orange Village Twp.	16,229	Plainsboro Twp.	13,236	Keansburg Boro.	10,645
Clark Twp.	16,055	Pequannock Twp.	13,233	Wanaque Boro.	10,602
Moorestown Twp.	16,028	Ramsey Boro.	13,224	Brigantine City	10,565
New Milford Boro.	15,935	Middlesex Boro.	13,141	Somers Point City	10,565
Asbury Park City	15,790	Gloucester City City	13,069	Waterford Twp.	10,560
Montville Twp.	15,732	Roselle Park Boro.	12,961	Warren Twp.	10,552
Phillipsburg Town	15,718	Tenafly Boro.	12,950	Freehold Boro.	10,522
North Arlington Boro.	15,676	Metuchen Boro.	12,858	Manville Boro.	10,452

1988 TABLE 2 (Continued)

COUNTY	POPULATION	MUNICIPALITY	POPULATION	MUNICIPALITY	POPULATION
River Edge Boro.	10,379	Park Ridge Boro.	8,408	Milltown Boro.	6,955
Woodbury City	10,346	Fairfield Twp. (Essex)	8,360	Mountainside Boro.	9,949
East Hanover Twp.	10,339	Boonton Town	8,245	Midland Park Boro.	6,927
Clinton Twp.	10,322	Oradell Boro.	8,236	North Caldwell Twp.	6,877
Mantua Twp.	10,299	Pittsgrove Twp.	8,218	Salem City	6,867
Burlington City	10,266	Haddon Heights Boro.	8,117	Haledon Boro.	6,783
Florham Park Boro.	10,266	Chatham Boro.	8,101	Rockaway Boro.	6,722
Hillsdale Boro.	10,222	Bloomington Boro.	8,094	Washington Boro.	6,713
Waldwick Boro.	10,218	Leonia Boro.	8,000	Paulsboro Boro.	6,591
Fairview Boro.	10,211	Kenilworth Boro.	7,987	Mansfield Twp. (Warren)	6,573
Wallington Boro.	10,175	Byram Twp.	7,974	Linwood City	6,503
Washington Twp. (Bergen)	10,049	Absecon City	7,972	Bernardsville Boro.	6,466
Franklin Lakes Boro.	9,912	Closter Boro.	7,951	Union Beach Boro.	6,435
Branchburg Twp.	9,882	East Rutherford Boro.	7,926	Bedminster Twp.	6,432
Little Ferry Boro.	9,843	West Long Branch Boro.	7,849	Maurice River Twp.	6,398
Ridgely Boro.	9,665	Wood-Ridge Twp.	7,829	Oceanport Boro.	6,381
Maywood Boro.	9,631	Stratford Boro.	7,821	Belmar Boro.	6,194
Florence Twp.	9,562	Bogota Boro.	7,781	Dunellen Boro.	6,192
River Vale Twp.	9,532	Glen Ridge Boro. Twp.	7,772	Washington Twp. (Mercer)	6,165
Upper Twp.	9,483	Riverside Twp.	7,745	Carlstadt Boro.	5,988
Bedford Boro.	9,448	Bordentown Twp.	7,741	Allendale Boro.	5,980
Southampton Twp.	9,384	Upper Saddle River Boro.	7,711	Fairfield Twp. (Cumberland)	5,966
Chatham Twp.	9,323	Passaic Twp.	7,706	Berlin Boro.	5,931
Audubon Boro.	9,315	Northfield City	7,667	Morris Plains Boro.	5,920
Runnemede Boro.	9,294	South Amboy City	7,639	Cape May City	5,912
Montgomery Twp.	9,202	Newton Town	7,630	Clayton Boro.	5,879
North Hanover Twp.	9,187	Caldwell Boro. Twp.	7,626	Clementon Boro.	5,874
Pine Hill Boro.	9,127	Buena Vista Twp.	7,585	Somerdale Boro.	5,835
Edgewater Park Twp.	9,117	Fanwood Boro.	7,530	Raritan Boro.	5,790
Hackettstown Town	9,022	Emerson Boro.	7,521	Chester Twp.	5,778
Bound Brook Boro.	8,866	Cresskill Boro.	7,513	Berlin Twp.	5,721
Margate City City	8,808	Keyport Boro.	7,426	Englewood Cliffs Boro.	5,688
Carneys Point Twp.	8,616	Montvale Boro.	7,370	Little Silver Boro.	5,662
Wantage Twp.	8,615	Barrington Boro.	7,300	Lumberton Twp.	5,657
Spotswoods Boro.	8,579	Palmyra Boro.	7,281	Lebanon Twp.	5,609
Matawan Boro.	8,566	Butler Boro.	7,195	Point Pleasant Beach Boro.	5,541
Beachwood Boro.	8,551	Tabernacle Twp.	7,186	Fair Haven Boro.	5,536
Kinnelon Boro.	8,500	Rumson Boro.	7,185	Wharton Boro.	5,514
Colts Neck Twp.	8,465	Guttenberg Town	7,070	Roseland Boro.	5,498
North Haledon Boro.	8,463	Upper Deerfield Twp.	6,965	Woodcliff Lake Boro.	5,488

1988 TABLE 2 (Continued)

COUNTY	POPULATION	MUNICIPALITY	POPULATION	MUNICIPALITY	POPULATION
Westampton Twp.	5,439	Franklin Boro.	4,600	Elk Twp.	3,550
Spring Lake Heights Boro.	5,434	Garwood Boro.	4,581	Woodbury Heights Boro.	3,484
Mullica Twp.	5,392	Green Brook Twp.	4,574	National Park Boro.	3,467
Frankford Twp.	5,374	Mendham Twp.	4,566	Mine Hill Twp.	3,424
Plumsted Twp.	5,360	Holland Twp.	4,563	Haworth Boro.	3,390
Shamong Twp.	5,350	Brielle Boro.	4,561	Boonton Twp.	3,390
Blairstown Twp.	5,342	Harrington Park Boro.	4,545	Netcong Boro.	3,384
Manasquan Boro.	5,316	Westville Boro.	4,507	Upper Pittsgrove Twp.	3,353
Greenwich Twp. (Gloucester)	5,314	Tewksbury Twp.	4,495	Woodstown Boro.	3,352
Watchung Boro.	5,225	Old Tappan Boro.	4,439	Bethlehem Twp.	3,306
Rochelle Park Twp.	5,198	Hopewell Twp. (Cumberland)	4,413	Wrightstown Boro.	3,280
Penns Grove Boro.	5,191	Spring Lake Boro.	4,360	Alexandria Twp.	3,270
Commercial Twp.	5,174	Bordentown City	4,330	Allamuchy Twp.	3,249
Mendham Boro.	5,163	Ocean Twp. (Ocean)	4,291	Hainesport Twp.	3,231
Highlands Boro.	5,149	Stillwater Twp.	4,214	Independence Twp.	3,222
Neptune City Boro.	5,134	Oaklyn Boro.	4,192	White Twp.	3,121
Dennis Twp.	5,093	Harrison Twp.	4,182	Shrewsbury Boro.	3,098
Andover Twp.	5,087	Flemington Boro.	4,151	Upper Freehold Twp.	3,091
Prospect Park Boro.	5,078	Union Twp. (Hunterdon)	4,128	Lakehurst Boro.	3,063
Atlantic Highlands Boro.	5,011	Mountain Lakes Boro.	4,114	Saddle River Boro.	3,054
Medford Lakes Boro.	4,974	Wildwood Crest Boro.	4,074	Lawnside Boro.	3,053
Wildwood City	4,969	Mount Arlington Boro.	3,982	Pilesgrove Twp.	3,028
Millstone Twp. (Monmouth)	4,962	Eastampton Twp.	3,976	Quinton Twp.	3,007
North Wildwood City	4,945	Ho-Ho-Kus Boro.	3,970	Kingwood Twp.	3,000
Magnolia Boro.	4,900	South Bound Brook Boro.	3,949	Sea Isle City City	2,955
Hightstown Twp.	4,898	Delaware Twp.	3,904	Riverton Boro.	2,905
Washington Twp. (Warren)	4,855	Logan Twp.	3,866	Tuckerton Boro.	2,897
Jamesburg Boro.	4,850	Merchantville Boro.	3,859	Springfield Twp. (Burlington)	2,891
East Greenwich Twp.	4,841	South Toms River Boro.	3,851	Deerfield Twp.	2,831
Northvale Boro.	4,831	Mansfield Twp. (Burlington)	3,846	Alloway Twp.	2,825
Lopatcong Twp.	4,824	East Amwell Twp.	3,822	Beverly City	2,763
Demarest Boro.	4,816	Lambertville City	3,791	Moonachie Boro.	2,740
Mount Ephraim Boro.	4,776	Long Beach Twp.	3,783	Green Twp.	2,678
Bradley Beach Boro.	4,768	Buena Boro.	3,741	Montague Twp.	2,664
Edgewater Boro.	4,743	Pohatcong Twp.	3,706	Woodbine Boro.	2,658
Hardyston Twp.	4,741	Monmouth Beach Boro.	3,686	Gibbsboro Boro.	2,635
Chesterfield Twp.	4,728	Delanco Twp.	3,642	Ogdensburg Boro.	2,617
Hampton Twp.	4,683	Harding Twp.	3,633	Harmony Twp.	2,575
Egg Harbor City	4,676	Stanhope Boro.	3,627	Sea Girt Boro.	2,556
Norwood Boro.	4,647	High Bridge Boro.	3,598	Woodlynne Boro.	2,542

1988 TABLE 2 (Continued)

<u>COUNTY</u>	<u>POPULATION</u>	<u>MUNICIPALITY</u>	<u>POPULATION</u>	<u>MUNICIPALITY</u>	<u>POPULATION</u>
Alpha Boro.	2,537	Mannington Twp.	1,748	Lebanon Boro.	1,123
Belvidere Town	2,522	Winfield Twp.	1,721	Eagleswood Twp.	1,121
Fredon Twp.	2,508	East Newark Boro.	1,710	Victory Gardens Boro.	1,119
Franklin Twp. (Warren)	2,472	Frelinghuysen Twp.	1,708	Califon Boro.	1,064
Knowlton Twp.	2,462	Oxford Twp.	1,707	Greenwich Twp. (Cumberland)	970
Riverdale Boro.	2,446	Alpine Boro.	1,694	Interlaken Boro.	959
Franklin Twp. (Hunterdon)	2,424	Hampton Boro.	1,686	Port Republic City	933
Sussex Boro.	2,418	Chesilhurst Boro.	1,657	Roosevelt Boro.	925
Lawrence Twp. (Cumberland)	2,400	Hope Twp.	1,647	Allenhurst Boro.	884
Avalon Boro.	2,396	Glen Gardner Boro.	1,626	Andover Boro.	855
Pennington Boro.	2,381	Surf City Boro.	1,619	Branchville Boro.	850
Essex Fells Twp.	2,319	Lower Alloways Creek Twp.	1,609	Bloomsbury Boro.	777
Cranbury Twp.	2,312	Island Heights Boro.	1,604	Washington Twp. (Burlington)	761
Laurel Springs Boro.	2,261	South Belmar Boro.	1,578	Rocky Hill Boro.	669
Wenonah Boro.	2,251	Sandyston Twp.	1,571	Barnegat Light Boro.	662
West Amwell Twp.	2,232	Newfield Boro.	1,569	Far Hills Boro.	651
Avon-by-the-Sea Boro.	2,230	Ship Bottom Boro.	1,567	Stockton Boro.	624
Lavallette Boro.	2,220	Elmer Boro.	1,557	Shiloh Boro.	583
Hamburg Boro.	2,212	Weymouth Twp.	1,530	Fieldsboro Boro.	555
South Hackensack Twp.	2,188	Ocean Gate Boro.	1,482	Millstone Boro. (Somerset)	498
Seaside Heights Boro.	2,188	Frenchtown Boro.	1,478	Mantoloking Boro.	441
Brooklawn Boro.	2,079	Bass River Twp.	1,466	Harvey Cedars Boro.	386
Liberty Twp.	2,074	Stow Creek Twp.	1,457	West Wildwood Boro.	360
Peapack Gladstone Boro.	2,065	Chester Boro.	1,445	Loch Arbour Village	341
Hopewell Boro.	2,055	Farmingdale Boro.	1,392	Cape May Point Boro.	287
Woodland Twp.	2,037	Milford Boro.	1,379	Corbin City City	257
Swedesboro Boro.	2,037	Woolwich Twp.	1,330	Rockleigh Boro.	199
Downe Twp.	2,003	Stone Harbor Boro.	1,327	Walpack Twp.	99
Lafayette Twp.	1,939	Bay Head Boro.	1,307	Pine Valley Boro.	24
Folsom Boro.	1,925	Helmetta Boro.	1,273	Teterboro Boro.	22
Clinton Town	1,921	Elsinboro Twp.	1,268	Pahaquarry Twp.	22
Allentown Boro.	1,907	West Cape May Boro.	1,260	Tavistock Boro.	12
Sea Bright Boro.	1,847	Englishtown Boro.	1,243		
South Harrison Twp.	1,831	Audubon Park Boro.	1,241		
Oldsman Twp.	1,831	Longport Boro.	1,196		
Seaside Park Boro.	1,800	Hi-Nella Boro.	1,180		
Deal Boro.	1,790	Pemberton Boro.	1,178		
Greenwich Twp. (Warren)	1,778	Shrewsbury Twp.	1,148		
Pine Beach Boro.	1,771	Estell Manor City	1,128		
Beach Haven Boro.	1,765	Hardwick Twp.	1,127		

TABLE 3

SUMMARY OF CURRENT FINANCES OF ALL MUNICIPALITIES - DECEMBER 31, 1984 to 1988

(THOUSANDS OF DOLLARS)*

ASSETS AND LIABILITIES

<u>Assets</u>	<u>1984</u>	<u>1985</u>	<u>1986</u>	<u>1987</u>	<u>1988</u>
Cash	\$ 1,294,474	\$ 1,390,430	\$ 1,565,058	\$ 1,586,837	\$ 1,724,519
Taxes Receivables	218,852	230,037	250,717	259,124	310,770
Title Liens	94,016	93,451	85,927	83,299	74,150
Foreclosed Property	281,667	285,494	284,690	289,757	288,921
Other Receivables	127,780	137,325	158,085	174,105	131,772
State Aid Receivables	12,058	18,459	22,187	28,929	45,758
Emergencies and Deferred Charges	<u>48,482</u>	<u>67,232</u>	<u>57,623</u>	<u>86,605</u>	<u>71,216</u>
TOTAL	<u>\$ 2,077,320</u>	<u>\$ 2,222,428</u>	<u>\$ 2,424,287</u>	<u>\$ 2,508,656</u>	<u>\$ 2,647,106</u>
<u>Liabilities</u>					
Cash Liabilities	\$ 766,702	\$ 883,951	\$ 1,027,602	\$ 1,051,552	\$ 1,086,660
Reserves for Receivables	700,716	705,104	732,591	760,866	806,536
Surplus Revenues	<u>609,911</u>	<u>633,373</u>	<u>664,094</u>	<u>696,238</u>	<u>753,910</u>
TOTAL	<u>\$ 2,077,329</u>	<u>\$ 2,222,428</u>	<u>\$ 2,424,287</u>	<u>\$ 2,508,656</u>	<u>\$ 2,647,106</u>

SUMMARY OF CURRENT FINANCES OF ALL COUNTIES - DECEMBER 31, 1984 to 1988

ASSETS AND LIABILITIES

<u>Assets</u>					
Cash	\$ 381,989	\$ 409,687	\$ 471,924	\$ 451,550	\$ 525,580
State Aid Receivables	15,143	29,968	41,630	48,866	35,146
Other Receivables	51,859	57,982	104,832	92,011	82,116
Deferred Charges and Emergencies	<u>10,172</u>	<u>14,309</u>	<u>11,241</u>	<u>6,661</u>	<u>2,799</u>
TOTAL	<u>\$ 459,163</u>	<u>\$ 511,946</u>	<u>\$ 629,627</u>	<u>\$ 599,088</u>	<u>\$ 645,641</u>
<u>Liabilities</u>					
Cash Liabilities	\$ 281,324	\$ 323,763	\$ 358,385	\$ 296,413	\$ 328,097
Reserves for Receivables	33,038	35,613	72,870	78,568	86,959
Surplus Revenues	<u>144,801</u>	<u>152,570</u>	<u>198,372</u>	<u>224,107</u>	<u>230,585</u>
TOTAL	<u>\$ 459,163</u>	<u>\$ 511,946</u>	<u>\$ 629,627</u>	<u>\$ 599,088</u>	<u>\$ 645,641</u>

*Rounded to the nearest thousand

TABLE 4

SUMMARY OF EXPENDITURES AND REVENUES OF ALL COUNTY GOVERNMENTS - 1984 to 1988

<u>EXPENDITURES</u>	<u>1984</u>	<u>1985</u>	<u>1986</u>	<u>1987</u>	<u>1988</u>
<u>County Functions</u>					
General Government	339,921,967	\$ 329,914,616	\$ 355,708,694	\$ 402,009,119	\$ 460,928,896
Judiciary	128,712,704	131,280,679	148,691,042	151,461,777	169,911,913
Public Safety	152,260,589	173,344,795	193,069,001	223,333,652	260,601,465
Public Works					
Roads and Bridges	68,734,418	80,181,227	86,192,917	88,136,291	106,155,345
Other	65,610,478	67,561,913	84,311,903	80,479,856	87,870,463
Health	375,287,885	393,430,342	413,851,331	432,280,796	453,527,870
Welfare	210,081,666	243,452,565	254,447,333	272,642,357	297,489,310
Recreation & Conservation	58,448,925	62,810,856	62,240,168	66,979,245	76,377,714
Education	175,393,203	233,230,145	256,433,145	267,252,200	284,539,375
FICA & Fringe Benefits	166,473,645	182,504,244	201,003,983	217,746,814	246,106,825
CETA & Other Public Employment Programs	<u>6,013,959</u>	<u>3,838,851</u>	<u>2,762,205</u>	<u>21,000</u>	<u>22,000</u>
Total County Functions	<u>\$ 1,746,939,439</u>	<u>\$ 1,901,550,233</u>	<u>\$ 2,058,711,722</u>	<u>\$ 2,202,342,607</u>	<u>\$ 2,443,531,176</u>
<u>Other Expenses</u>					
*Capital Improvements	15,466,441	\$ 12,873,600	\$ 19,679,025	\$ 16,794,183	\$ 25,337,688
Debt Principal	75,153,300	83,683,300	96,631,780	117,179,800	144,561,002
Debt Interest	75,360,907	91,918,842	102,803,610	115,553,775	106,448,780
Deferred Charges	16,720,996	36,070,890	34,536,113	23,591,297	19,188,030
Reserve for Uncollected Taxes	<u>135,322</u>	<u>-0-</u>	<u>-0-</u>	<u>-0-</u>	<u>-0-</u>
Total Other Expenses	<u>\$ 167,370,525</u>	<u>\$ 211,673,032</u>	<u>\$ 233,971,503</u>	<u>\$ 256,324,872</u>	<u>\$ 295,535,500</u>
TOTAL EXPENDITURES	<u>\$ 1,914,309,964</u>	<u>\$ 2,113,223,265</u>	<u>\$ 2,292,683,225</u>	<u>\$ 2,458,667,479</u>	<u>\$ 2,713,728,988</u>
<u>REVENUES</u>					
Surplus (Prior years)\$	\$ 92,837,408	\$ 101,664,499	\$ 104,407,503	\$ 135,878,483	\$ 149,915,463
Miscellaneous	589,841,469	660,497,726	729,951,764	787,226,119	859,051,386
Revenue Sharing"	74,575,461	73,210,000	59,441,886	5,831,070	2,372,403
Current Tax Collections	<u>\$ 1,236,457,423</u>	<u>1,342,365,342</u>	<u>1,490,492,148</u>	<u>1,631,295,920</u>	<u>\$ 1,806,887,122</u>
TOTAL REVENUES	<u>\$ 1,993,711,761</u>	<u>\$ 2,177,737,567</u>	<u>\$ 2,384,293,301</u>	<u>\$ 2,560,231,592</u>	<u>\$ 2,818,226,374</u>

*Not included in Totals

TABLE 5

SUMMARY OF EXPENDITURES AND REVENUES OF ALL MUNICIPALITIES 1984 to 1988

EXPENDITURES	1984	1985	1986	1987	1988
Municipal Functions					
General Government	\$525,691,346	\$605,620,405	\$693,607,502	\$ 727,860,379	\$ 788,872,161
Judiciary	37,636,400	40,200,345	44,209,330	50,159,168	53,679,217
Public Safety	892,678,222	959,455,668	1,030,639,033	1,100,907,527	1,206,438,678
Public Works					
Roads and Bridges	239,658,903	256,576,136	270,371,173	280,911,710	307,916,574
Other	368,332,094	414,208,797	471,543,515	546,633,904	664,458,126
Health	61,398,373	64,861,520	69,854,221	71,130,702	79,550,244
Welfare	34,211,077	36,272,922	35,066,070	35,040,504	39,930,196
Recreation & Conservation	86,168,284	88,997,022	95,623,418	107,157,828	124,172,166
Education	91,428,771	95,621,463	103,314,481	118,103,519	125,237,786
FICA & Fringe Benfits	308,115,287	337,365,455	356,870,234	389,919,648	447,821,056
CETA & Other Public					
Employment Programs	706,029	33,175	4,850,486	3,914,029	3,050,018
	<u>\$2,646,024,786</u>	<u>\$2,899,212,828</u>	<u>\$3,175,949,463</u>	<u>\$3,431,738,616</u>	<u>\$3,841,126,222</u>
Other Expense					
*Capital Improvements	\$ 28,808,136	\$ 38,300,831	\$ 35,790,538	\$ 45,504,730	\$ 48,099,154
Debt-Principal	165,843,783	178,179,638	188,685,588	203,497,295	213,640,064
Debt-Interest	153,126,067	167,039,290	177,188,142	193,403,661	186,285,342
Deferred Charges	42,053,929	46,966,683	57,595,598	53,118,616	79,679,804
Reserve for Uncollected Taxes	317,167,603	316,848,712	342,873,926	358,060,039	381,085,712
School, County and Special					
District Taxes	4,053,658,806	4,296,385,690	4,678,421,970	5,173,260,847	5,783,852,475
Total Other Expenses	<u>\$4,731,850,188</u>	<u>\$5,004,420,013</u>	<u>\$5,444,765,224</u>	<u>\$5,981,340,458</u>	<u>\$6,644,543,397</u>
TOTAL EXPENDITURES	<u>\$7,377,874,974</u>	<u>\$7,903,632,841</u>	<u>\$8,620,714,687</u>	<u>\$9,413,079,074</u>	<u>\$10,485,669,619</u>
REVENUES					
Surplus (prior years)	\$ 322,191,125	\$ 376,604,926	\$ 392,180,073	\$428,431,498	\$ 446,708,250
Miscellaneous Revenues	1,421,681,018	1,502,700,150	1,575,588,482	1,653,683,725	1,730,566,994
State Aid Revenues	262,164,954	307,454,455	306,652,941	359,159,668	434,437,014
State and Local Fiscal					
Assistance Act Utilized	76,208,990	77,807,007	68,912,343	3,595,768	1,153,208
Delinquent Taxes and Liens	205,659,801	210,502,377	229,401,554	246,954,518	259,329,929
Current Tax Collections	<u>5,165,526,211</u>	<u>5,427,568,172</u>	<u>6,067,178,867</u>	<u>6,754,333,216</u>	<u>7,649,833,535</u>
TOTAL REVENUES	<u>\$7,453,432,099</u>	<u>\$7,902,637,087</u>	<u>\$8,639,914,260</u>	<u>\$9,446,058,393</u>	<u>\$10,522,028,930</u>

TABLE 6

STATEWIDE TRENDS IN STATUTORY NET CAPITAL DEBT

The following statement, showing the statutory net capital debt of counties and municipalities, represents the outstanding indebtedness authorized, including issued and unissued debt.

<u>Municipal Gross Debt</u>	<u>1984</u>	<u>1985</u>	<u>1986</u>	<u>1987</u>	<u>1988</u>
School	\$ 1,468,087,077	\$ 1,494,800,163	\$ 1,635,853,794	\$ 1,642,266,323	\$ 1,744,027,536
Utility	783,043,757	821,789,103	891,789,103	1,014,550,529	1,209,103,418
General	<u>2,249,218,587</u>	<u>2,507,152,502</u>	<u>2,817,603,883</u>	<u>2,989,593,829</u>	<u>3,450,421,132</u>
Total Gross Debt.	\$ 4,500,349,421	\$ 4,823,741,769	\$ 5,344,461,979	\$ 5,646,410,681	\$ 6,403,552,086
Statutory Deductions	<u>2,359,751,761</u>	<u>2,486,177,749</u>	<u>2,685,114,128</u>	<u>2,745,168,644</u>	<u>3,202,563,913</u>
Municipal Net Capital Debt	\$ 2,140,597,660	\$ 2,337,564,020	\$ 2,659,347,851	\$ 2,901,242,037	\$ 3,200,988,173
Percent of Net Debt.	1.10	1.09	1.08	.99	.89
<u>County Gross Debt</u>	\$ 1,646,423,046	\$ 1,858,056,498	\$ 2,252,585,202	\$ 2,642,762,572	\$ 2,881,625,668
Statutory Deductions	<u>223,287,882</u>	<u>331,873,042</u>	<u>483,932,498</u>	<u>656,319,423</u>	<u>703,010,691</u>
County Net Capital Debt	\$ <u>1,423,135,164</u>	\$ <u>1,526,183,456</u>	\$ <u>1,768,652,704</u>	\$ <u>1,986,443,149</u>	\$ <u>2,178,614,977</u>
Percent of Net Debt.	.73	.71	.72	.67	.61
<u>Municipal and County Debt.</u>					
Gross Capital Debt	\$ 6,146,772,467	\$ 6,681,798,267	\$ 7,597,047,181	\$ 8,289,173,253	\$ 9,285,177,754
Net Capital Debt	3,563,732,824	3,863,747,476	4,428,000,555	4,887,685,186	5,379,603,150
Percent of Net Debt.	1.83	1.80	1.80	1.66	1.50
Average of Three Years'					
Equalized Valuation	\$194,887,571,346	\$214,391,656,590	\$245,595,973,796	\$294,192,710,811	\$ 359,912,977,986

TABLE 7

TOTAL GROSS AND NET DEBT OF MUNICIPALITIES AND COUNTIES BY COUNTY FOR 1988

This table shows the total gross debt of municipalities and counties, the total net debt, and the percentage that net debt bears to the "equalized valuation basis" of the three preceding years' real property.*

GROSS DEBT			NET DEBT			% OF NET DEBT				
COUNTY	MUNICIPAL	COUNTY	TOTAL	MUNICIPAL	COUNTY	TOTAL	MUN.	CO.	TOT.	EQUALIZED VALUATION BASIS
Atlantic	\$246,006,963	\$118,583,400	\$364,590,363	\$136,768,438	\$108,572,682	\$245,341,120	1.01	.80	1.81	\$ 13,543,372,888
Bergen	434,249,009	295,545,830	729,794,839	326,404,212	255,463,766	581,867,978	.53	.42	.95	61,356,628,515
Burlington	277,997,471	178,648,573	456,646,044	106,568,078	147,203,480	253,771,558	.91	1.26	2.17	11,650,155,174
Camden	328,507,888	132,299,556	460,807,444	159,865,264	131,874,545	291,739,809	1.28	1.05	2.33	12,534,213,802
Cape May	181,079,913	264,072,177	445,152,090	100,936,275	51,397,832	152,334,107	1.22	.62	1.84	8,284,975,862
Cumberland	69,288,181	51,712,152	121,000,333	20,465,281	31,077,948	51,543,229	.79	1.20	1.99	2,579,877,081
Essex	595,139,946	352,640,092	947,780,038	234,742,327	198,406,093	433,148,420	.86	.72	1.58	27,427,422,077
Gloucester	97,215,971	65,761,007	162,976,978	40,932,489	53,062,808	93,995,297	.73	.94	1.67	5,634,221,977
Hudson	552,582,728	113,225,863	665,808,591	193,993,690	9,304,089	203,297,779	1.21	.06	1.27	15,985,969,902
Hunterdon	65,958,737	36,484,826	102,443,563	28,264,585	36,484,826	64,749,411	.44	.57	1.01	6,383,723,083
Mercer	341,459,725	95,173,316	436,633,041	161,407,102	73,699,394	235,106,496	1.31	.60	1.91	12,347,032,094
Middlesex	685,981,528	273,551,808	959,533,336	424,810,031	263,583,195	688,393,226	1.35	.84	2.19	31,537,754,742
Monmouth	489,418,838	225,568,372	714,987,210	281,595,239	155,460,371	437,055,610	1.00	.55	1.55	28,055,127,852
Morris	621,422,849	111,500,555	732,933,404	281,167,124	109,512,847	390,679,971	.93	.36	1.29	30,279,901,443
Ocean	305,228,887	166,076,048	471,364,935	156,743,502	165,947,938	322,691,440	.67	.71	1.38	23,328,133,299
Passaic	380,837,250	123,722,913	504,560,163	186,936,740	121,599,745	308,536,485	1.07	.70	1.77	17,435,031,587
Salem	29,550,756	5,166,000	34,716,756	3,364,534	4,348,000	7,712,534	.21	.28	.49	1,574,070,070
Somerset	235,271,076	126,975,000	362,246,076	139,368,505	117,968,239	257,336,744	.89	.75	1.64	15,665,446,558
Sussex	118,178,627	45,851,339	164,029,966	30,034,720	45,219,905	75,254,625	.52	.78	1.30	5,811,990,582
Union	292,500,168	83,248,841	375,749,009	172,338,039	82,619,274	254,957,313	.69	.33	.99	24,836,953,831
Warren	55,615,575	15,808,000	71,423,575	15,281,998	15,808,000	30,089,998	.39	.43	.82	3,660,975,567
TOTALS	\$6,403,552,086	\$2,881,625,668	\$9,285,177,754	\$3,200,988,173	\$2,178,614,977	\$5,379,603,150	.89	.61	1.50	\$359,912,977,986

*Amounts rounded to nearest dollar

TABLE 8

AUTHORITY DEBT - DECEMBER 31, 1988

The following tabulation represents the outstanding capital debt of locally created Authorities within New Jersey. Local Authorities operate on various fiscal years; the amounts shown below reflect outstanding bonds, notes, loans and mortgages payable by the Authority as of the respective fiscal year ended nearest to December 31, 1987. The information was obtained from reports of audit filed with the Division pursuant to law.

<u>AUTHORITY</u>	<u>TYPE</u>	<u>AMOUNT</u>	<u>AUTHORITY</u>	<u>TYPE</u>	<u>AMOUNT</u>
Aberdeen	MUA	15,742,998	Cumberland Co. (3)	PCFA	-0-
Asbury Park	PA	120,000	Cumberland Co.	UA	8,745,000
Atlantic City	CCA	-0-	Delanco	SA	-0-
Atlantic City	MUA	23,853,403	Delaware	MUA	143,000
Atlantic Co.	UA	59,080,501	Delran	SA	5,413,000
Atlantic Highlands	RSA	9,707,400	Deptford	MUA	9,943,185
Bayonne	PA	19,849	Dover	MUA	25,843,398
Bayshore	RSA	17,735,000	Dover	PA	4,000
Beach Haven	SA	111,000	Dunellen	PA	46,600
Beachwood	SA	2,086,977	East Brunswick	SA	3,595,000
Bellmawr	SA	-0-	East Orange	PA	384,483
Bergen Co.	UA	629,239,281	East Rutherford	SA	5,148,320
Berkeley (5)	MUA	-0-	East Windsor	MUA	10,805,000
Berkeley	SA	3,095,000	Eatontown	SA	484,000
Bernards	SA	17,865,000	Edgewater	MUA	16,000,000
Beverly	SA	189,000	Edgewater Park	SA	500,000
Boonton (2)	PA	-0-	Egg Harbor	MUA	2,114,418
Bordentown	SA	22,135,000	Elizabeth	PA	3,600,000
Brick	MUA	62,830,000	Elk	MUA	-0-
Bridgeton (2)	MPA	-0-	Essex Co.	IA	259,193,070
Buena	MUA	4,142,227	Evesham	MUA	25,420,000
Burlington Co.	BC	-0-	Ewing-Lawrence	SA	21,880,000
Camden	MPA	2,750,000	Florham Park	SA	2,750,000
Camden	PA	750,329	Fort Lee	PA	-0-
Camden Co.	IA	37,370,000	Franklin (Som)	SA	3,246,000
Camden Co.	MUA	424,571,534	Gloucester City	SA	133,000
Camden Co.	PCFA	108,200,00	Gloucester Co.	IA	91,217,682
Cape May Co.	BC	365,000	Gloucester Co.	PCFA	-0-
Cape May Co..	MUA	448,556,669	Gloucester Co.	UA	37,115,652
Cape May Co.	PCFA	39,000,000	Gloucester Twp.	MUA	13,465,000
Carlstadt	SA	3,516,000	Hackettstown	MUA	12,705,000
Carneys Point	SA	6,940,000	Hackettstown	PA	-0-
Cinnaminson	SA	1,624,000	Hamilton (Alt.)	MUA	6,920,000
Clayton	SA	90,000	Hanover	SA	2,650,000
Clementon	SA	755,000	Hardyston	MUA	-0-
Clifton (3)	MUA	-0-	Hazlet	SA	6,155,000
Clifton (3)	SWMA	-0-	Highland Park	PA	531,473
Clinton	SA	1,880,000	Hillsborough	MUA	9,575,000
Cumberland Co.	IA	19,740,000	Hoboken	PA	7,325,309
			Hoboken-Union City		
			Weehawkin (2)	SA	-0-

TABLE 8

AUTHORITY DEBT - DECEMBER 31, 1988

<u>AUTHORITY</u>	<u>TYPE</u>	<u>AMOUNT</u>	<u>AUTHORITY</u>	<u>TYPE</u>	<u>AMOUNT</u>
Howell	MUA	57,507,427	Morristown	PA	7,030,872
Hudson Co.	IA	286,590,000	Mount Holly	SA	9,285,000
Hudson Co.	UA	-0-	Mount Laurel	MUA	15,165,000
Hunterdon Co.	UA	-0-	Musconetcong	SA	2,250,709
Independence	MUA	-0-	National Park	MUA	376,000
Jackson	MUA	3,887,000			
Jersey City	INCA	12,285,000	Neptune Twp.	SA	8,809,581
Jersey City	MPA	-0-	Newark	PA	2,475,000
Jersey City	PA	2,115,690	New Brunswick	PA	24,925,000
Jersey City	SA	64,850,000	Newton	PA	10,000
Keansburg	MUA	19,605,000	North Bergen	MUA	2,380,000
Kearny (2)	MPA	-0-	North Bergen	PA	51,426
Kearny	MUA	6,810,000	North Bergen (2)	MPA	-0-
Lacey	MUA	19,236,952	North Plainfield	PA	-0-
Lakeland Reg (3)	SWMA	-0-	Northeast Mon. Co.	RSA	18,810,000
Lakewood	MUA	6,705,000	Northwest Bergen Co.	UA	39,771,369
Lambertville	SA	3,020,000	Ocean City	PA	455,025
Landis	SA	30,685,000	Ocean Co. (3)	PCFA	-0-
Laurel Springs	SA	211,000	Ocean Co.	UA	268,683,256
Lebanon Boro.	SA	-0-	Ocean Twp.	MUA	4,803,375
Linden-Roselle	SA	10,969,376	Ocean Twp.	SA	26,150,000
Lindenwold	MUA	335,000	Old Bridge	MUA	28,225,000
Little Egg Harbor	MUA	9,865,000	Passaic City	MUA	568,641
Little Falls (3)	MUA	-0-	Passaic Co.	UA	57,748,887
Logan	MUA	3,300,000	Passaic Co. (3)	PCFA	-0-
Long Beach (4)	SA	2,033,783	Paterson	MUA	69,000
Long Branch	SA	8,020,000	Paterson	PA	7,030,000
Lower	INCA	-0-	Pemberton	MUA	135,326
Lower	MUA	23,915,000	Penns Grove	SA	2,987,910
Lumberton (4)	MUA	-0-	Pennsauken	SA	2,505,000
Magnolia	SA	-0-	Pennsauken	SWMA	70,232,309
Manasquan River	RSA	14,375,000	Pennsville	SA	5,733,564
Manchester (2)	MUA	-0-	Peq.-Linc.Pk-Fair.	SA	24,700,000
Mantua	MUA	6,155,000	Peq. River Basin	RSA	20,582,859
Marlboro	MUA	19,765,000	Perth Amboy	PA	4,460,019
Mercer Co	IA	418,180,000	Perth Amboy (3)	MPA	-0-
Metuchen	PA	415,000	Phillipsburg	PA	8,800
Middlesex Co. (3)	PCFA	-0-	Pine Hill	MUA	1,435,233
Middlesex Co.	UA	161,129,269	Pt. Pleasant Beach	PA	-0-
Middletown	SA	30,390,000	Pompton Lakes	MUA	5,550,000
Mon. Co. Bayshore	OA	1,825,000	Rahway City	PA	-0-
Monmouth Co.	IA	167,790,000	Rahway Valley	SA	9,895,000
Monroe (Glou.)	MUA	16,346,424	Randolph	MUA	9,756,530
Monroe (Midd)	MUA	18,955,000	Raritan Twp.	MUA	3,625,000
Montville	MUA	11,960,000	Readington-Lebanon	SA	2,500,000
Morris Co.	MUA	18,380,786	Ringwood	SA	2,507,050

TABLE 8

AUTHORITY DEBT - DECEMBER 31, 1988

<u>AUTHORITY</u>	<u>TYPE</u>	<u>AMOUNT</u>	<u>AUTHORITY</u>	<u>TYPE</u>	<u>AMOUNT</u>
Riverside	SA	1,999,392	Wanaque Valley	RSA	13,275,000
Rockaway Valley	RSA	31,310,000	War Co. Lopatcong Ck (3)	MUA	-0-
Rockleigh	SA	-0-	War. Co. Paulins Kill. (3)	MUA	-0-
Runnemede	SA	-0-	Warren Co. - Pequest River	MUA	6,710,000
			Warren Co.	PCFA	96,110,000
Salem (2)	MPA	-0-	Warren	SA	5,510,000
Salem Co.	IA	24,365,000	Washington Boro. (4)	PA	-0-
Salem Co.	PCFA	625,790,000	Washington Twp. (Glou.)	MUA	8,635,000
Salem Co.	UA	11,765,000	Washington Twp. (Mer.)	MUA	930,000
Secaucus	MUA	30,461,114	Washington Twp. (Mor.)	MUA	2,250,000
Somers Point	SA	679,000	Washington Twp. (War.)	SA	-0-
Somerset Co. (3)	PCFA	-0-	Waterford	MUA	3,099,246
Somerset-Raritan	RSA	18,015,000	Weehawken	PA	-0-
Southeast Morris Co	MUA	17,246,806	Western Monmouth Co.	UA	33,095,170
South Monmouth Co.	RSA	7,980,000	West Milford	MUA	1,720,000
South Orange	PA	-0-	West New York	MUA	29,655,000
South River	PA	8,644	West New York	PA	17,000
South Toms River	SA	2,768,529	West Windsor	PA	860,000
Stafford	MUA	16,020,000	Westwood	PA	110,531
Stony Brook	RSA	20,535,000	Weymouth	MUA	215,855
Stratford	SA	614,000	Wharton	SA	2,000
Summit	MUA	-0-	Wildwood (4)	PA	-0-
Sussex Co.	MUA	68,077,870	Willingboro	MUA	13,080,000
Trenton	PA	1,660,000	Woodbine	MUA	967,588
Tuckerton	MUA	3,421,795	Woodbine	PORT	-0-
Union City	PA	2,674	Woodstown	SA	-0-
Union Co.	IA	74,540,000	Wrightstown	MUA	383,000
Union Co.	PCFA	69,940,000			
Union Co.	UA	16,360,000			
Wanaque	SA	8,000,000			

TOTAL AUTHORITY DEBT

6,508,547,870

BC - Bridge Commission
 IA - Improvement Authority
 PA - Parking Authority
 MPA - Municipal Port Authority
 UA - Utilities Authority
 TA - Transportation Authority
 MUA - Municipal Utilities Authority
 PCFA - Pollution Control Financing Authority

INCA - Incinerator Authority
 PA - Parking Authority
 PRTA - Port Authority
 SA - Sewerage Authority
 OA - Outfall Utilities Authority
 MPA - Municipal Port Authority
 RSA - Regional Sewerage Authority
 SWMA - Solid Waste Management Authority

(1) - Information received by telephone
 (2) - Information not Available
 (3) - Not Operating
 (4) - Recently dissolved
 (5) - Recently created

TABLE 9
TRENDS IN CURRENT AND DELINQUENT LOCAL PROPERTY TAXES
(AN HISTORICAL TABLE SHOWING LEVIES, COLLECTIONS, AND DELINQUENCIES SINCE 1970)

YEAR	C U R R E N T						D E L I N Q U E N T		
	CASH COLLECTIONS TOTAL TAX LEVY	AMOUNT	%	% OF LEVY CANCELLED OR ADJUSTED	OUTSTANDING DEC. 31 AMOUNT	%	DELINQUENT TAXES (ALL YEARS)*	OUTSTANDING TAX TITLE LIENS	DEC. 31 FORECLOSED PROPERTY
1970	1,965,610,339	1,857,735,761	94.51	.98	88,834,447	4.51	116,331,182	36,453,999	54,080,687
1971	2,228,700,613	2,107,940,802	94.58	.64	96,297,126	4.32	123,331,414	43,110,986	58,023,891
1972	2,452,254,384	2,323,698,669	94.76	.55	102,686,227	4.19	130,638,352	48,363,795	67,890,472
1973	2,598,745,142	2,465,654,270	94.87	.57	108,651,329	4.18	136,402,145	57,401,373	77,806,556
1974	2,779,195,767	2,629,046,026	94.60	.69	127,539,699	4.59	162,304,272	60,106,637	97,451,943
1975	3,029,408,635	2,853,776,163	94.20	.70	145,052,461	4.79	185,521,327	72,442,111	102,078,118
1976	3,354,853,643	3,165,060,889	94.34	.82	142,663,904	4.25	187,043,752	83,982,002	122,910,533
1977	3,305,642,100	3,138,535,798	94.95	.64	128,539,284	3.89	175,674,729	79,875,324	141,098,333
1978	3,382,844,855	3,223,886,852	95.30	.56	121,417,610	3.59	167,709,975	81,170,959	151,851,345
1979	3,521,414,644	3,393,315,323	96.36	.53	131,454,324	3.73	170,939,711	69,858,024	163,740,047
1980	3,863,438,643	3,675,617,955	95.14	.54	150,051,469	3.88	190,397,219	68,578,962	187,828,918
1981	4,276,515,902	4,054,260,723	94.80	.59	178,506,117	4.17	217,883,838	74,138,690	217,093,389
1982	4,628,982,448	4,394,429,211	94.93	.52	189,564,927	4.09	230,226,316	84,268,523	237,476,664
1983	5,005,188,446	4,765,543,672	95.21	.56	191,716,284	3.83	224,912,999	91,606,790	257,033,428
1984	5,357,729,212	5,165,526,211	96.41	.40	194,056,730	3.62	218,852,216	94,016,178	281,666,834
1985	5,676,751,632	5,427,568,172	95.61	.40	206,064,153	3.63	230,036,526	93,450,898	285,493,714
1986	6,325,701,453	6,067,178,867	95.91	.30	219,117,346	3.61	250,717,041	85,927,197	284,690,229
1987	7,022,956,800	6,754,333,216	96.17	.34	226,827,016	3.36	259,123,579	83,299,155	289,757,300
1988	7,968,790,778	7,649,833,535	96.00	.77	276,993,185	3.48	310,769,961	74,149,683	288,921,465

*Includes December 31st figures of current year

TABLE 10

SPECIAL DISTRICT TAXES LEVIED IN 1988

This table presents a tabulation of special district taxes levied upon a portion of the municipalities listed for the specific services - (F) Fire, (G) Garbage, (L) Light, (W) Water, (C) Commons. These taxes and obligations are the sole responsibility of the special districts; operations cause no liability for the balance of the municipality. The parenthetical figures denote the number of districts.

MUNICIPALITY	# FIRE DIST'S	FIRE AMOUNT	OTHER DIST'S	OTHER AMOUNT	TOTAL DIST'S	TAX LEVY	MUNICIPALITY	# FIRE DIST'S	FIRE AMOUNT	OTHER DIST'S	OTHER AMOUNT	TOTAL DIST'S	TAX LEVY
Aberdeen Twp.	(2)	\$ 573,512	G(1)	\$ 909,855	(3)	\$ 1,483,367	Lakewood Twp.	(1)	\$ 682,117			(1)	\$ 682,117
Berlin Twp.	(1)	125,000			(1)	125,000	Lambertville City	(1)	159,600			(1)	159,600
Berverly City	(1)	67,700			(1)	67,700	Lindenwold Boro.	(1)	382,898			(1)	382,898
Bordentown Twp.	(2)	358,782			(2)	358,782	Little Egg Harbor Twp.	(2)	123,339			(2)	123,339
Brick Twp.	(3)	1,783,000			(3)	1,783,000	Lower Twp.	(3)	460,468			(3)	460,468
Bridgewater Twp.	(4)	412,303	G(1)	291,543	(5)	703,846	Manalapan Twp.	(2)	546,494			(2)	546,494
Buena Boro.	(2)	139,048			(2)	139,048	Mansfield Twp. (Bur.)	(1)	4,330			(1)	4,330
Buena Vista Twp.	(5)	203,797			(5)	203,797	Marlboro Twp.	(3)	871,870			(3)	871,870
Cedar Grove Twp.			(G)	1,030,000	(1)	1,030,000	Maurice River Twp.	(2)	45,413			(2)	45,413
Cherry Hill Twp.	(8)	4,301,613			(8)	4,301,613	Middle Twp.	(4)	505,725			(4)	505,725
Chester Twp.			W(1)	2,173	(1)	2,173	Middletown Twp.			G(1)	2,311,000	(1)	2,311,000
Chesterfield Twp.	(2)	85,837			(2)	85,837	Millstone Twp.	(1)	271,672			(1)	271,672
Cinnaminson Twp.	(1)	581,650	G(1)	594,200	(2)	1,175,850	Mill Hill Twp.			G(1)	315,422	(1)	315,422
Commercial Twp.	(3)	158,471	L(3)	59,000	(6)	217,471	Monroe Twp.	(3)	834,418			(3)	834,418
Delanco Twp.	(1)	132,880			(1)	132,880	Montgomery Twp.	(2)	254,630			(2)	254,630
Delran Twp.	(1)	358,000			(1)	358,000	Montville Twp.	(3)	601,366			(3)	601,366
Dennis Twp.	(3)	130,494	L(2)	9,800	(5)	140,294	Moorestown Twp.	(2)	691,601			(2)	691,601
Deptford Twp.	(1)	863,979			(1)	863,979	Mount Laurel Twp.	(1)	771,199			(1)	771,199
Dover Twp.	(2)	2,588,334			(2)	2,588,334	Mount Olive Twp.			G(1)	1,974,006		
Downe Twp.	(3)	76,240			(3)	76,240	Mount Olive Twp.			L(1)	78,946	(2)	2,052,952
East Brunswick Twp.	(3)	1,200,914			(3)	1,200,914	Mountain Lakes Boro.			G(1)	102,825	(1)	102,825
East Windsor Twp.			G(1)	550,071	(1)	550,071	Neptune Twp.	(2)	1,276,687			(2)	1,276,687
Eastampton Twp.	(1)	113,827			(1)	113,827	Ocean Twp. (Mon.)	(2)	1,085,150			(2)	1,085,150
Edgewater Park Twp.	(1)	174,574			(1)	174,574	Old Bridge Twp.	(4)	1,515,173	G(1)	1,055,013	(5)	2,570,186
Edison Twp.			G(1)	4,361,747	(1)	4,361,747	Pars.-Troy Hills Twp.	(6)	1,225,599			(6)	1,225,599
Evesham Twp.	(1)	817,000			(1)	817,000	Pennsauken Twp.			G(1)	1,745,888	(1)	1,745,888
Florrence Twp.	(1)	327,600			(1)	327,600	Piscataway Twp.	(4)	1,164,291			(4)	1,164,291
Franklin Twp. (Glou.)	(5)	374,226			(5)	374,226	Pittsgrove Twp.	(3)	222,377			(3)	222,377
Franklin Twp. (Som.)	(4)	1,282,908			(4)	1,282,908	Princeton Twp.			G(7)	88,481	(7)	88,481
Franklin Lakes Boro.			G(1)	866,488	(1)	866,488	South Brunswick Twp.	(3)	681,884			(3)	681,884
Freehold Twp.	(2)	593,000			(2)	593,000	Stillwater Twp.			W(1)	49,500	(1)	49,500
Gloucester Twp.	(6)	1,792,346			(6)	1,792,346	Swedesboro Boro.			G(1)	117,500	(1)	117,500
Haddon Twp.	(4)	343,520			(4)	343,520	Tabernacle Twp.	(1)	123,715	G(1)	270,000	(2)	393,715
Hamilton Twp. (Atl.)			G(1)	576,000	(1)	576,000	Tinton Falls Boro.	(2)	536,150			(2)	536,150
Hamilton Twp. (Mer.)	(9)	4,049,689			(9)	4,049,689	Trenton City			C(1)	50,065	(1)	50,065
Hanover Twp.	(2)	520,656			(2)	520,656	Upper Twp.	(4)	300,245			(4)	300,245
Harrison Twp.	(1)	177,595			(1)	177,595	Vineland City			G(1)	1,495,498	(1)	1,495,498
Hazlet Twp.	(1)	632,272			(1)	632,272	Voorhees Twp.	(4)	991,166	W(1)	126,460	(7)	1,117,626
Hillsborough Twp.	(1)	434,294			(1)	434,294	Wall Twp.	(3)	566,457			(3)	566,457
Howell Twp.	(5)	1,580,589			(5)	1,580,589	Washington Twp. (Glo.)	(1)	705,325	G(1)	2,084,448	(2)	2,789,773
Jackson Twp.	(4)	1,278,486			(4)	1,278,486	Weehawken Twp.			G(1)	433,610	(1)	433,610
Jamesburg Boro.	(1)	144,179			(1)	144,179	West Milford Twp.			G(1)	2,445,148	(1)	2,445,148
Jefferson Twp.			G(1)	2,396,730			Wharton Boro.			G(1)	353,150	(1)	353,150
Jefferson Twp.			L(5)	22,900	(6)	2,419,630	Woodbridge Twp.	(10)	4,992,614			(10)	4,992,614

TABLE 11

EQUALIZED PROPERTY TAX RATE

The equalized property tax rates for selected years are shown below for all municipalities by County area. These tax rates are the result of multiplying the general tax rate by the ratio of assessed to true value as certified by the Director of Taxation on October 1st of each year pursuant to statute. Thus, the table shows the tax rate that would be applied if the assessment level were 100 percent. This permits ready comparison of the tax trends of New Jersey's local units.

<u>ATLANTIC COUNTY</u>	<u>1984</u>	<u>1985</u>	<u>1986</u>	<u>1987</u>	<u>1988</u>	<u>BERGEN (Con't)</u>	<u>1984</u>	<u>1985</u>	<u>1986</u>	<u>1987</u>	<u>1988</u>
Absecon City	2.05	2.23	2.49	2.18	2.14	East Rutherford	1.39	1.41	1.36	1.30	1.06
Atlantic City, City	.99	4.38	2.00	1.87	1.96	Edgewater Boro.	1.92	1.76	1.47	1.18	1.06
Brigantine City	1.33	1.35	1.36	1.47	1.65	Elmwood Park Boro	1.90	1.74	1.55	1.38	1.21
Buena Boro	2.22	2.42	2.38	2.25	2.51	Emerson Boro	2.36	2.28	1.99	1.69	1.62
Buena Vista Twp.	2.00	1.89	1.79	1.63	1.58	Englewood City	3.28	3.06	2.50	2.14	1.79
Corbin City, City	1.87	1.75	2.31	1.75	1.66	Englewood Cliffs Boro.	1.23	.94	.97	.87	.81
Egg Harbor City	3.19	3.20	3.11	3.05	3.25	Fair Lawn Boro.	2.08	1.93	1.76	1.63	1.45
Egg Harbor Twp	1.85	1.78	1.68	1.66	1.98	Fairview Boro.	2.25	2.21	1.97	1.71	1.62
Estell Manor City	1.91	1.99	1.93	1.82	1.63	Fort Lee Boro.	1.68	1.70	1.36	1.29	1.18
Folsom Boro.	2.00	1.99	2.31	2.45	2.27	Franklin Lakes Boro.	1.58	1.40	1.26	.98	.98
Galloway Twp.	2.03	1.93	2.13	2.18	2.15	Garfield City	2.20	2.12	1.91	1.60	1.60
Hamilton Twp.	2.06	2.12	2.04	2.12	2.19	Glen Rock Boro.	2.43	2.30	2.00	1.66	1.57
Hammononton Town	2.26	2.20	2.17	2.39	2.25	Hackensack City	2.83	2.71	2.25	1.88	1.66
Linwood City	2.48	2.50	2.44	2.38	2.28	Harrington Park Boro.	2.39	2.27	2.05	1.81	1.71
Longport Boro.	.97	.94	1.09	.97	.91	Hasbrouck Heights Boro	2.08	2.05	1.71	1.42	1.50
Margate City, City	1.46	1.43	1.49	1.45	1.51	Haworth Boro.	2.16	2.00	1.84	1.48	1.48
Mullica Twp.	2.28	2.47	2.41	2.46	2.24	Hillsdale Boro.	2.52	2.39	2.06	1.78	1.70
Northfield City	2.67	2.58	2.41	2.34	2.36	Ho-Ho-Kus Boro.	1.77	1.69	1.49	1.30	1.17
Pleasantville City	2.93	2.99	3.14	3.08	2.99	Leonia Boro.	2.72	2.54	1.92	1.68	1.46
Port Republic City	2.06	1.85	2.00	2.28	2.29	Little Ferry Boro.	2.21	1.97	1.82	1.33	1.38
Somers Point City	2.11	2.23	2.11	2.03	1.86	Lodi Boro.	2.62	2.62	2.26	1.87	1.67
Ventnor City, City	1.45	1.48	1.57	1.60	1.54	Lynhurst Twp.	1.92	1.80	1.55	1.20	1.17
Weymouth Twp.	2.38	2.02	2.16	2.63	2.06	Mahwah Twp	1.97	1.79	1.43	1.15	1.06
						Maywood Boro.	2.19	2.07	1.69	1.24	1.30
						Midland Park Boro.	2.23	2.04	1.92	1.52	1.47
<u>BERGEN COUNTY</u>											
Allendale	2.25	2.18	1.91	1.66	1.58	Montvale Boro.	1.87	1.82	1.42	1.34	1.32
Alpine Boro	.92	.92	.76	.63	.60	Moonachie Boro.	1.25	1.06	1.02	.90	.89
Bergenfield Boro	2.81	2.62	2.31	2.07	2.06	New Milford Boro.	2.49	2.28	1.89	1.70	1.64
Bohota Boro	2.82	2.68	2.40	2.09	2.01	North Arlington Boro.	2.19	2.02	1.73	1.47	1.30
Carlstadt Boro	1.33	1.31	1.07	.98	.93	Northvale Boro	2.13	2.21	1.99	1.62	1.64
Cliffside Park Boro.	1.92	1.83	1.56	1.31	1.29	Norwood Boro.	2.22	1.88	1.64	1.53	1.39
Cluster Boro.	2.38	2.20	1.89	1.63	1.52	Oakland Boro.	2.57	2.46	2.09	1.84	1.74
Cresskill Boro.	2.17	1.96	1.80	1.47	1.37	Old Tappan Boro	1.88	1.76	1.47	1.29	1.15
Demarest Boro.	2.25	2.05	1.83	1.44	1.36	Oradell Boro.	2.02	1.91	1.71	1.47	1.39
Dumont Boro.	2.74	2.58	2.28	2.02	1.90	Palisade Park Boro.	2.14	2.00	1.72	1.50	1.52

TABLE 11 (Con't)

EQUALIZED PROPERTY TAX RATES

<u>BERGEN (Con't)</u>	<u>1984</u>	<u>1985</u>	<u>1986</u>	<u>1987</u>	<u>1988</u>	<u>BURLINGTON (Con't)</u>	<u>1984</u>	<u>1985</u>	<u>1986</u>	<u>1987</u>	<u>1988</u>
Paramus Boro.	1.66	1.67	1.41	1.16	1.13	Hainesport Twp.	2.84	2.52	2.40	2.35	2.29
Park Ridge Boro.	2.47	2.31	2.13	1.76	1.55	Lumberton Twp.	2.43	2.30	2.21	2.16	2.00
Ramsey Boro.	2.35	2.20	1.96	1.64	1.57	Mansfield Twp.	2.02	1.76	1.68	1.60	1.44
Ridgefield Boro.	.65	.67	.75	.72	.84	Maple Shade Twp.	2.41	2.37	2.47	1.96	1.93
Ridgefield Park Village	2.70	2.49	2.02	1.85	1.66	Medford Twp.	2.25	2.11	2.10	1.96	1.71
Ridgewood Village	2.49	2.46	2.15	1.80	1.80	Medford Lakes Boro.	2.40	2.31	2.35	2.19	2.09
River Edge Boro.	2.28	2.12	1.95	1.62	1.56	Moorestown Twp.	2.42	2.31	2.22	2.29	1.88
River Vale Twp.	2.58	2.26	1.91	1.59	1.60	Mount Holly Twp.	2.77	2.70	2.70	2.85	2.74
Rochelle Park Twp.	1.49	1.46	1.34	1.18	1.28	Mount Laurel Twp.	2.21	2.04	1.89	1.82	1.59
Rockleigh Boro.	.81	.79	.60	.68	.37	New Hanover Twp.	2.27	1.90	2.21	1.84	1.59
Rutherford Boro.	2.51	2.45	2.21	1.84	1.90	North Hanover Twp.	1.52	1.43	1.25	1.25	1.10
Saddle Brook Twp.	1.69	1.64	1.50	1.45	1.33	Palmyra Boro.	2.48	2.34	2.34	2.46	2.22
Saddle River Boro.	.92	.94	.79	.68	.59	Pemberton Boro.	2.95	2.59	2.36	2.35	2.30
South Hackensack Twp.	1.71	1.91	1.49	1.39	1.28	Pemberton Twp.	2.33	2.24	2.23	2.16	2.12
Teaneck Twp.	2.97	2.81	2.40	2.08	1.87	Riverside Twp.	2.21	2.20	2.14	2.06	1.96
Tenafly Boro.	2.29	2.13	1.87	1.61	1.46	Riverton Boro.	2.52	2.35	2.30	2.05	1.97
Teterboro Boro.	1.05	.66	.79	.81	.88	Shamong Twp.	2.24	2.28	2.34	2.10	1.81
Upper Saddle River Boro.	1.81	1.76	1.50	1.28	1.11	Southampton Twp.	1.76	1.72	1.73	1.58	1.57
Waldwick Boro.	2.42	2.24	1.93	1.67	1.64	Springfield Twp.	2.10	1.94	1.74	1.96	1.55
Wallington Boro.	1.97	1.82	1.66	1.47	1.39	Tabernacle Twp.	2.09	2.11	2.09	1.72	1.72
Washington Twp.	2.25	2.13	1.88	1.49	1.39	Washington Twp.	2.13	1.98	3.12	2.45	2.53
Westwood Boro.	2.12	2.02	1.81	1.46	1.47	Westampton Twp.	2.62	2.47	2.69	2.35	2.17
Wood-Ridge Boro.	1.72	1.77	1.73	1.40	1.27	Willingboro Twp.	2.96	2.85	3.08	2.66	2.55
Woodcliff Lake Boro.	2.14	1.98	1.75	1.46	1.42	Woodland Twp.	1.54	2.40	2.42	2.17	1.83
Wycoff Twp.	1.95	1.83	1.58	1.38	1.33	Wrightstown Boro.	2.54	2.72	2.30	2.61	2.17
<u>BURLINGTON COUNTY</u>						<u>CAMDEN COUNTY</u>					
Bass River Twp.	2.31	2.48	2.46	2.15	1.91	Audubon Boro.	3.19	3.00	3.01	2.98	2.65
Beverly City	2.70	2.55	2.71	2.83	2.60	Audubon Park Boro.	5.63	6.73	5.71	6.24	6.40
Bordentown City	2.53	2.47	2.50	2.22	2.09	Barrington Boro.	3.19	3.25	3.22	3.37	3.20
Bordentown Twp.	2.44	2.62	2.52	2.17	2.13	Bellmawr Boro.	3.38	2.94	2.97	2.89	2.73
Burlington City	1.16	1.31	1.36	1.51	1.64	Berlin Boro.	2.84	3.01	2.79	2.63	2.33
Burlington Twp.	1.91	2.26	2.03	2.25	2.04	Berlin Twp.	3.02	3.06	2.91	2.77	2.44
Chesterfield Twp.	2.14	2.18	2.08	1.69	1.73	Brooklawn Boro.	2.71	2.74	2.77	3.30	2.92
Cinnaminson Twp.	2.34	2.34	2.25	2.18	2.01	Camden City	6.62	6.09	5.49	4.56	4.73
Delanco Twp.	2.63	2.36	2.46	2.38	2.10	Cherry Hill Twp.	3.06	2.84	2.86	2.67	2.47
Delran Twp.	2.45	2.37	2.27	2.29	1.95	Chesilhurst	3.31	3.39	3.48	3.66	3.38
Eastampton Twp.	2.68	2.72	2.49	2.45	2.14	Clementon Boro.	3.23	3.19	3.12	3.36	3.11
Edgewater Park Twp.	2.29	2.34	2.51	2.49	2.22	Collingswood Boro.	3.04	3.08	2.85	2.98	2.85
Evesham Twp.	2.17	2.07	1.92	1.77	1.67	Gibbsboro Boro.	2.86	2.72	2.59	2.55	2.04
Fieldsboro Boro.	2.16	2.38	2.59	2.53	2.38	Gloucester City, City	2.89	2.91	3.04	2.86	2.71
Florence Twp.	2.42	2.55	2.36	2.20	2.04	Gloucester Twp.	3.07	3.08	3.19	3.14	2.67

TABLE 11 (Con't)

EQUALIZED PROPERTY TAX RATES

CAMDEN (Con't)	1984	1985	1986	1987	1988	CUMBERLAND COUNTY	1984	1985	1986	1987	1988
Haddon Twp.	2.87	3.02	2.92	2.71	2.41	Bridgeton City	3.86	3.97	3.86	3.38	3.49
Haddon Heights Boro.	2.94	2.98	2.91	2.52	2.61	Commercial Twp.	2.35	2.46	2.54	2.61	2.21
Haddonfield Boro.	2.78	2.74	2.62	2.96	2.31	Deerfield Twp.	2.80	2.62	2.64	2.31	2.40
Hi-Nella Boro	2.49	2.69	2.80	3.12	2.83	Downe Twp.	2.82	2.51	2.40	2.89	2.44
Laurel Springs Boro.	3.16	2.99	3.16	3.03	2.97	Fairfield Twp	2.46	2.35	2.19	2.54	2.42
Lawnside Boro	3.34	3.09	3.32	3.14	2.95	Greenwich Twp.	2.47	2.64	1.97	2.73	2.72
Lindenwold Boro.	3.04	3.14	3.22	3.05	2.89	Hopewell Twp.	2.48	2.60	2.55	2.46	2.37
Magnolia Boro.	3.24	3.36	3.15	3.05	2.85	Lawrence Twp.	2.48	2.66	2.68	3.09	2.90
Merchantville Boro.	3.26	3.20	3.10	3.12	2.87	Maurice River Twp.	2.79	2.93	3.12	3.22	2.91
Mount Ephraim Boro.	2.84	2.79	3.03	3.06	2.69	Millville City	2.90	2.76	3.07	2.71	2.65
Oaklyn Boro.	3.07	3.04	2.87	2.77	2.56	Shiloh Boro.	2.90	2.62	2.11	2.48	3.50
Pennsauken Twp.	2.96	3.07	2.96	2.61	2.57	Stow Creek Twp	2.53	2.49	2.22	2.37	2.20
Pine Hill Boro.	3.17	3.32	3.34	3.44	3.47	Upper Deerfield Twp.	2.15	2.27	2.12	2.09	2.12
Pine Valley Boro.	4.74	3.62	2.69	1.48	1.97	Vineland City	2.92	2.75	2.81	2.70	2.40
Runnemede Boro.	3.03	2.95	2.91	2.99	2.62						
Somerdale Boro.	3.18	3.04	3.07	2.96	2.75	ESSEX COUNTY					
Stratford Boro.	2.79	2.69	2.54	2.48	2.49	Belleville Twp.	3.54	3.22	2.98	2.67	2.62
Tavistock Boro.	2.19	2.00	1.79	1.75	1.58	Bloomfield Twp.	3.40	3.23	2.98	2.46	2.38
Voorhees Twp.	2.49	2.42	2.67	2.30	2.17	Caldwell Boro Twp.	3.15	2.95	2.65	2.20	1.95
Waterford Twp.	2.89	3.25	3.31	3.37	2.94	Cedar Grove Twp.	2.34	2.34	2.07	1.95	1.69
Winslow Twp.	2.50	2.40	2.58	2.65	2.47	East Orange City	7.82	7.14	5.95	4.47	4.59
Woodlynne Boro.	4.02	3.91	4.22	4.15	3.83						
CAPE MAY COUNTY						Essex Fells Twp.	2.20	1.93	1.98	1.50	1.34
Avalon Boro	.87	.89	.91	.96	.92	Fairfield Twp	2.12	2.14	2.01	1.84	1.48
Cape May City	1.73	1.75	1.52	1.48	1.38	Glen Ridge Boro. Twp	3.71	3.35	3.09	2.59	2.50
Cape May Point Boro.	.80	.80	.89	.80	.78	Irvington Twp.	4.40	4.13	4.26	3.56	3.24
Dennis Twp.	1.88	1.80	1.82	1.52	1.52	Livingston Twp.	2.22	2.08	2.02	1.83	1.69
Lower Twp.	1.82	1.98	1.95	1.93	1.79						
Middle Twp.	2.16	2.12	2.04	1.90	1.79	Maplewood Twp.	3.59	3.34	3.05	2.62	2.28
North Wildwood City	1.78	1.72	1.82	2.05	2.05	Millburn Twp.	2.15	2.98	2.07	1.68	1.47
Ocean City, City	1.31	1.38	1.44	1.45	1.37	Montclair Twp.	3.34	3.13	2.84	2.35	2.27
Sea Isle City, City	1.25	1.25	1.39	1.39	1.25	Newark City	5.76	4.91	4.39	3.82	3.20
Stone Harbor Boro.	.91	.94	.92	.90	.76	North Caldwell Twp.	2.57	2.31	2.36	1.86	1.73
Upper Twp.	.61	.84	.87	1.14	1.14	Nutley Twp.	3.31	3.13	2.79	2.45	2.24
West Cape May Boro.	1.63	1.75	1.61	1.56	1.54	Orange City, Twp.	5.39	4.91	4.85	3.79	3.26
West Wildwod Boro.	1.78	1.90	1.97	1.95	1.74	Roseland Boro	2.19	2.05	2.25	1.74	1.42
Wildwood City	2.28	2.25	2.54	2.62	2.66	South Orange Vill. Twp.	3.90	3.63	3.34	2.85	2.47
Wildwood Crest Boro.	1.39	1.36	1.44	1.46	1.51	Verona Twp.	3.09	2.73	2.62	2.13	2.00
Woodbine Boro.	2.63	2.79	2.39	2.40	2.37	West Caldwell Twp.	2.79	2.71	2.52	2.12	1.96
						West Orange Twp.	3.38	3.19	2.94	2.44	2.27

TABLE 11 (Con't)

EQUALIZED PROPERTY TAX RATE

<u>GLOUCESTER COUNTY</u>						<u>HUNTERDON CNTY (Con't)</u>					
	1984	1985	1986	1987	1988		1984	1985	1986	1987	1988
Clayton Boro.	2.66	2.58	2.65	2.89	2.81	Bloomsbury Boro.	2.26	2.11	2.01	1.91	1.85
Deptford Twp. Boro.	2.82	2.81	2.81	2.84	2.54	Califon Boro.	2.53	2.31	2.43	1.93	1.80
East Greenwich Twp.	2.13	2.10	2.04	2.06	1.87	Clinton Town	2.87	2.43	2.22	2.03	1.93
Elk Twp.	2.09	2.09	2.26	2.42	2.48	Clinton Twp.	2.03	1.70	1.88	1.52	1.56
Franklin Twp.	2.25	2.29	2.33	2.27	2.57	Delaware Twp.	2.12	2.10	1.89	1.90	1.63
Glassboro Boro.	3.09	3.04	2.98	3.01	2.85	East Amwell Twp.	1.86	1.87	1.85	1.57	1.54
Greenwich Twp.	1.59	1.67	1.66	1.84	1.85	Flemington Boro.	2.45	2.18	2.02	2.02	1.85
Harrison Twp.	2.25	2.37	2.51	2.41	2.39	Franklin Twp.	1.90	1.84	1.97	1.50	1.44
Jugan Twp.	2.07	2.09	2.44	2.06	2.21	Frenchtown Boro.	2.35	2.28	2.23	2.24	1.91
Mantua Twp.	2.59	2.67	2.69	2.77	2.69	Glen Gardner Boro.	2.81	2.42	2.29	2.00	1.85
Monroe Twp.	2.29	2.56	2.54	2.44	2.30	Hampton Boro.	2.55	2.54	2.53	2.01	2.54
National Park Boro.	2.67	2.72	2.82	2.84	2.59	High Bridge Boro.	2.56	2.32	2.17	2.09	2.00
Newfield Boro.	2.46	2.62	2.65	2.63	2.48	Holland Twp.	.70	.69	.60	.66	.78
Paulsboro Boro.	2.15	2.81	2.86	2.58	2.64	Kingwood Twp.	1.98	1.94	1.84	1.74	1.57
Pitman Boro.	2.67	2.66	2.66	2.52	2.20	Lamberton City	2.05	1.89	1.61	1.49	1.71
South Harrison Twp.	2.28	2.26	2.71	2.54	2.52	Lebanon Boro.	2.61	2.07	2.02	1.69	2.05
Swedesboro Boro.	2.51	2.30	2.61	2.49	2.66	Lebanon Twp.	1.40	1.33	1.44	1.27	1.29
Washington Twp	2.30	2.24	2.44	2.28	2.11	Milford Boro.	2.21	2.28	1.85	2.06	2.00
Wenonah Boro.	2.65	2.74	2.74	2.56	2.26	Raritan Twp.	2.32	2.02	1.97	1.74	1.77
West Deptford Twp.	2.26	2.27	2.45	2.44	2.21	Readington Twp.	2.08	1.95	1.72	1.46	1.45
Westville Boro.	2.47	2.63	2.67	2.72	2.70	Stockton Boro.	2.20	2.34	1.93	1.88	1.76
Woodbury City	2.44	2.51	2.68	2.61	2.59	Tewksbury Twp.	2.17	1.94	1.90	1.59	1.46
Woodbury Heights Boro.	2.45	2.50	2.73	2.56	2.76	Union Twp.	1.93	1.82	1.76	1.67	1.40
Woolwich Twp.	2.36	2.38	2.19	2.69	2.33	West Amwell Twp.	2.36	2.20	1.80	1.66	1.50
<u>HUDSON COUNTY</u>						<u>MERCER COUNTY</u>					
Bayonne City	3.82	3.43	2.70	2.50	2.38	East Windsor Twp.	2.79	2.69	2.60	2.18	2.10
East Newark Boro.	3.41	3.00	2.14	2.42	2.82	Ewing Twp.	2.67	2.56	2.51	2.13	1.97
Guttenberg Town	2.46	2.07	1.89	1.75	1.95	Hamilton Twp.	2.60	2.43	2.39	2.08	1.99
Harrison Town	2.71	2.36	2.29	2.20	1.96	Hightstown Boro.	3.02	3.04	2.44	2.17	2.28
Hoboken City	3.82	2.76	3.11	2.10	2.08	Hopewell Boro.	2.24	2.06	1.90	1.65	1.57
Jersey City, City	4.93	4.47	3.86	3.27	2.48	Howell Twp.	2.22	2.06	1.88	1.63	1.52
Kearny Town	2.52	2.45	2.39	2.18	1.85	Lawrence Twp.	2.16	2.06	2.08	1.93	1.72
North Bergen Twp.	3.90	4.24	3.20	2.71	2.74	Pennington Boro.	2.25	2.01	1.81	1.49	1.50
Secaucus Town	2.47	2.21	2.12	1.99	1.75	Princeton Boro.	1.97	1.95	1.66	1.72	1.51
Union City, City	5.38	4.26	4.17	3.18	2.79	Princeton Twp.	2.00	1.82	1.73	1.51	1.39
Weehawken Twp.	3.96	2.69	2.32	2.26	2.14	Trenton City	5.14	4.70	4.44	3.66	3.07
West New York Town	5.35	4.51	3.69	3.10	2.97	Washington Twp.	2.06	1.80	1.78	1.58	1.49
						West Windsor Twp.	2.44	2.22	2.05	1.75	1.70
<u>HUNTERDON COUNTY</u>											
Alexandria Twp	2.24	2.18	1.89	1.60	1.59						
Bethlehem Twp.	2.40	2.21	2.06	1.83	1.73						

TABLE 11 (Con't)

EQUALIZED PROPERTY TAX RATE

MIDDLESEX COUNTY	1984	1985	1986	1987	1988	MONMOUTH (Con't)	1984	1985	1986	1987	1988
Carteret Boro.	2.73	2.62	2.55	2.06	1.95	Fair Haven Boro.	2.49	2.37	2.08	1.86	1.64
Cranbury Twp.	1.60	1.68	1.52	1.40	1.58	Farmingdale Boro.	2.58	2.50	2.22	2.13	1.67
Dunnellen Boro.	2.76	2.56	2.27	1.95	1.82	Freehold Boro.	2.81	2.43	2.21	1.84	1.86
East Brunswick Twp.	2.76	2.72	2.62	2.21	2.00	Freehold Twp.	2.34	2.18	2.02	1.75	1.32
Edison Twp.	2.26	2.00	1.83	1.54	1.35	Hazlet Twp.	2.51	2.41	1.94	1.90	1.74
Helmetta Boro.	2.36	2.45	2.98	2.26	2.46	Highlands Boro.	2.74	2.46	2.30	2.06	1.90
Highland Park Boro.	3.41	3.00	2.62	2.25	2.25	Holmdel Twp. 1.90	1.26	1.48	1.65	1.37	1.31
Jamesburg Boro.	2.67	2.75	2.55	2.15	2.11	Howell Twp.	2.22	2.12	1.88	1.64	1.41
Metuchen Boro.	2.78	2.60	2.35	2.06	1.94	Interlaken Boro.	1.41	1.50	1.50	1.29	1.13
Middlesex Boro.	2.83	2.74	2.49	2.32	2.16	Keansburg Boro.	3.17	3.09	2.74	2.21	1.98
Milltown Boro.	2.29	2.15	2.01	1.80	1.91	Keyport Boro.	2.67	2.58	2.39	2.11	1.94
Monroe Twp.	1.86	1.81	1.59	1.39	1.31	Little Silver Boro.	2.54	2.33	2.16	1.88	1.67
New Brunswick City	3.45	3.10	2.71	2.25	2.22	Loch Arbour Village	2.92	2.83	2.44	2.20	2.15
North Brunswick Twp.	2.29	2.06	1.87	1.66	1.60	Long Branch City	3.00	2.76	2.41	2.18	2.04
Old Bridge Twp.	3.10	2.73	2.58	2.39	2.13	Manalapan Twp.	2.37	2.21	2.01	1.75	1.59
Perth Amboy City	3.08	2.60	2.49	2.20	2.05	Manasquan Boro.	1.76	1.67	1.49	1.32	1.28
Piscataway Twp.	2.37	2.39	2.09	1.77	1.81	Marlboro Twp.	2.33	2.09	1.87	1.66	1.59
Plainsboro Twp.	1.61	1.67	1.59	1.81	1.61	Matawan Boro.	2.72	2.72	2.41	2.05	1.79
Sayreville Boro.	2.10	1.94	1.80	1.65	1.58	Middletown Twp.	2.31	2.10	2.04	1.77	1.65
South Amboy City	2.14	1.91	1.69	1.77	1.62	Millstone Twp.	2.23	2.06	1.84	1.50	1.38
South Brunswick Twp.	2.59	2.35	2.07	1.84	1.60	Monmouth Beach Boro.	2.03	1.88	1.75	1.67	1.38
South Plainfield Boro.	2.74	2.58	2.11	1.89	1.87	Neptune Twp.	2.53	2.41	2.25	1.90	1.90
South River Boro.	2.91	3.00	2.60	2.41	2.19	Neptune City, Boro.	2.62	2.44	2.48	2.12	1.84
Spotswood Boro.	2.97	2.84	2.53	2.22	1.88	Ocean Twp.	2.70	2.52	2.16	1.84	1.71
Woodbridge Twp.	2.53	2.43	2.14	1.95	1.84	Oceanport Boro.	2.31	2.23	1.94	1.68	1.57
MONMOUTH COUNTY						Red Bank Boro.	2.72	2.68	2.40	1.95	1.98
Aberdeen Twp.	2.88	2.77	2.35	2.08	1.89	Roosevelt Boro.	3.09	2.74	2.68	2.38	2.39
Allenhurst Boro.	1.01	1.08	1.16	1.09	1.10	Rumson Boro.	2.17	2.11	1.86	1.64	1.39
Allentown Boro.	2.86	2.58	2.47	2.06	1.99	Sea Bright Boro.	2.15	1.88	2.13	1.79	1.57
Asbury Park City	5.75	4.90	4.12	3.47	3.03	Sea Girt Boro.	1.34	1.25	1.10	1.01	.90
Atlantic Highlands Boro.	2.78	2.61	2.24	2.20	1.89	Shrewsbury Boro.	2.81	2.31	2.34	1.98	1.59
Avon-By-The-Sea Boro.	1.77	1.78	1.47	1.38	1.34	Shrewsbury Twp.	5.89	5.52	2.19	2.16	2.31
Belmar Boro.	2.09	2.02	1.75	1.86	1.59	South Belmar Boro.	2.81	2.56	2.15	2.23	1.91
Bradley Beach Boro.	2.86	2.66	2.54	2.35	1.88	Spring Lake Boro.	1.43	1.31	1.15	1.00	.91
Brielle Boro.	1.82	1.83	1.79	1.61	1.43	Spring Lake Heights Boro.	1.95	1.81	1.65	1.49	1.29
Colts Neck Twp.	1.93	1.80	1.53	1.22	1.26	Tinton Falls Boro.	3.10	2.60	2.27	1.98	1.71
Deal Boro.	1.26	1.16	1.12	1.00	.79	Union Beach Boro.	2.97	2.77	2.27	2.00	2.08
Eatontown Boro.	2.69	2.60	2.06	1.74	1.54	Upper Freehold Twp.	2.28	2.06	2.85	1.69	1.44
Englishtown Boro.	2.68	2.67	2.11	1.97	1.74	Wall Twp.	2.10	1.97	1.78	1.55	1.39
						West Long Branch Boro.	2.26	2.22	2.09	1.69	1.61

TABLE 11 (Con't)

EQUALIZED PROPERTY TAX RATE

MORRIS COUNTY	1984	1985	1986	1987	1988	OCEAN COUNTY	1984	1985	1986	1987	1988
Boonton Town	2.55	2.34	2.13	1.88	1.88	Barneget Twp.	2.57	2.44	2.46	1.91	1.89
Boonton Twp.	1.68	1.44	1.37	1.20	1.08	Barneget Light Boro.	.95	.86	.87	.70	.71
Butler Boro.	2.45	2.60	2.23	2.02	1.81	Bay Head Boro.	1.17	1.17	1.02	.97	.89
Chatham Boro.	2.01	1.93	1.81	1.56	1.43	Beach Haven Boro.	1.18	1.15	1.07	.98	1.00
Chatham Twp.	1.93	1.84	1.70	1.47	1.31	Beachwood Boro.	2.58	2.49	2.37	1.99	1.73
Chester Boro.	2.23	2.39	2.06	1.95	1.84	Berkeley Twp.	1.82	1.78	1.67	1.45	1.27
Chester Twp.	2.45	2.19	2.00	1.64	1.48	Brick Twp.	2.12	1.90	1.68	1.54	1.50
Denville Twp.	2.20	2.02	1.82	1.62	1.45	Dover Twp.	2.28	2.29	2.15	1.87	1.67
Dover Town	2.41	2.38	2.14	2.11	2.00	Eaglewood Twp.	2.37	2.08	1.95	1.74	1.44
East Hanover Twp.	1.62	1.55	1.17	1.45	1.19	Harvey Cedars Boro.	1.02	.96	.97	.83	.74
Florham Park Boro.	1.53	1.38	1.19	1.09	1.06	Island Heights Boro.	2.17	2.09	1.86	1.69	1.53
Hanover Twp.	1.47	1.45	1.39	1.13	1.19	Jackson Twp.	2.67	2.56	2.43	2.20	1.85
Harding Twp.	.99	.92	.84	.77	.68	Lacey Twp.	1.51	1.49	1.38	1.19	1.23
Jefferson Twp.	2.09	2.04	1.89	1.66	1.48	Lakehurst Boro.	3.19	2.97	3.29	2.62	2.13
	2.29	2.25	2.01	1.70	1.60	Lakewood Twp.	2.72	2.76	2.38	2.15	1.90
Lincoln Park Boro.	2.65	2.36	2.03	1.84	1.82	Lavallette Boro.	1.13	1.08	1.02	.93	.90
Madison Boro.	2.05	1.90	1.71	1.49	1.43	Little Egg Harbor Twp.	2.58	2.48	2.34	2.12	1.85
Mendham Boro.	2.01	1.94	1.70	1.58	1.43	Long Beach Twp.	.94	.89	.89	.86	.77
Mendham Twp.	2.12	1.92	1.73	1.57	1.34	Manchester Twp.	1.84	1.77	1.77	1.56	1.49
Mine Hill Twp.	2.62	2.53	2.26	1.84	1.59	Montoloking Boro.	.74	.64	.66	.62	.55
Montville Twp.	1.83	1.70	1.62	1.44	1.25	Ocean Twp	2.16	2.15	2.25	1.94	1.62
Morris Twp.	1.85	1.68	1.31	1.27	1.23	Ocean Gate Boro.	2.34	2.28	2.13	1.74	1.55
Morris Plains Boro.	1.96	1.93	1.73	1.61	1.47	Pine Beach Boro.	2.53	2.46	2.29	1.88	1.82
Morristown Town	2.07	2.13	1.84	1.81	1.55	Plumsted Twp.	2.03	1.94	1.87	1.70	1.88
Mount Arlington Boro.	2.46	2.30	2.19	2.05	1.80	Point Pleasant Boro.	2.03	1.93	1.83	1.62	1.54
Mount Olive Twp.	2.39	2.23	2.00	1.91	1.67	Point Pleasant Beach Boro.	1.72	1.54	1.49	1.39	1.29
Mountain Lakes Boro.	2.65	2.46	2.25	1.97	1.73	Seaside Heights Boro.	1.69	1.55	1.54	1.51	1.41
Netcong Boro.	2.32	2.38	2.05	1.93	1.83	Seaside Park Boro.	1.61	1.49	1.47	1.38	1.15
Parsippany-Troy Hills Twp.	2.02	1.88	1.77	1.59	1.53	Ship Bottom Boro.	1.19	1.10	1.12	.94	1.02
Passaic Twp.	2.04	1.95	1.74	1.64	1.53	South Toms River Boro.	2.65	2.58	2.33	2.28	1.96
Pequannock Twp.	2.51	2.40	2.08	1.911	1.75	Stafford Twp.	1.81	1.65	1.63	1.38	1.30
Randolph Twp.	2.67	2.41	2.15	1.73	1.66	Surf City Boro.	1.01	.93	1.00	.87	.89
Riverdale Boro.	2.38	2.16	2.06	1.23	1.52	Tuckerton Boro.	2.52	2.29	2.37	2.10	1.77
Rockaway Boro.	2.36	2.24	2.08	1.72	1.62	PASSAIC COUNTY					
Rockaway Twp.	2.55	2.42	2.28	2.02	1.78	Bloomington Boro.	2.68	2.74	2.45	2.20	2.10
Roxbury Twp.	2.32	2.26	2.02	1.78	1.68	Clifton City	1.96	1.84	1.73	1.65	1.60
Victory Gardens Boro	2.54	2.18	1.85	1.81	1.82	Haledon Boro.	2.18	2.12	2.60	2.05	1.96
Washington Twp	2.21	2.08	1.92	1.81	1.70	Hawthorne Boro.	2.23	2.14	1.95	1.71	1.67
Wharton Boro.	2.42	2.32	2.21	1.86	1.82	Little Falls Twp.	1.97	1.81	1.63	1.52	1.37

TABLE 11 (Con't)

EQUALIZED PROPERTY TAX RATES

<u>PASSAIC (Con't)</u>	<u>1984</u>	<u>1985</u>	<u>1986</u>	<u>1987</u>	<u>1988</u>	<u>SOMERSET (Con't)</u>	<u>1984</u>	<u>1985</u>	<u>1986</u>	<u>1987</u>	<u>1988</u>
North Haledon Boro.	2.15	2.06	1.84	1.93	1.66	Manville Boro.	2.72	2.66	2.36	1.98	1.78
Passaic City	4.51	3.51	3.37	2.95	2.64	Millstone Boro.	1.76	1.56	1.44	1.43	1.55
Paterson City	4.32	4.05	3.54	3.11	3.09	Montgomery Twp.	1.86	1.92	1.71	1.60	1.49
Pompton Lakes Boro.	2.69	2.57	2.33	2.01	1.92	North Plainfield Boro.	2.72	2.69	2.39	2.30	2.13
Prospect Park Boro.	2.46	2.38	2.17	1.90	1.74	Peapack-Gladstone Boro.	1.21	.99	1.06	.98	.97
Ringwood Boro.	2.68	2.67	2.61	2.33	2.16	Raritan Boro.	2.57	2.43	2.20	2.01	2.07
Totowa Boro.	1.51	1.69	1.57	1.41	1.29	Rocky Hill Boro.	1.38	1.27	1.28	1.07	1.23
Wanaque Boro.	2.56	2.38	2.24	2.07	2.20	Somerville Boro.	2.94	2.74	2.30	2.06	2.15
Wayne Twp.	2.51	2.21	2.20	1.86	1.75	South Bound Brook Boro.	2.71	2.60	2.32	2.17	2.20
West Milford Twp.	2.70	2.74	2.30	2.08	1.92	Warren Twp. 1.95	1.95	1.81	1.59	1.32	1.18
West Paterson Boro.	2.16	2.06	1.98	1.71	1.60	Watchung Boro.	1.88	1.72	1.56	1.34	1.27
<u>SALEM COUNTY</u>						<u>SUSSEX COUNTY</u>					
Alloway Twp.	2.17	2.13	2.24	2.17	2.12	Andover Boro.	2.03	2.21	1.71	1.81	1.80
Carneys Point Twp.	2.48	2.62	2.59	2.56	2.39	Andover Twp.	2.51	2.42	2.17	1.92	1.82
Elmer Boro.	2.28	2.37	1.91	2.28	2.12	Branchville Boro.	1.74	1.76	1.57	1.44	1.25
Elsinboro Twp.	1.85	2.03	2.22	2.34	2.05	Byram Twp.	2.64	2.39	2.31	2.07	1.76
Lower Alloways Creek Twp.	.76	.76	.79	.92	.78	Frankford Twp.	2.57	2.33	2.19	2.08	1.84
Mannington Twp.	2.29	2.49	2.13	2.41	2.09	Fraklin Boro.	3.14	2.84	2.71	2.50	2.56
Oldmans Twp.	2.32	2.23	2.66	2.69	2.22	Fredon Twp.	2.52	2.30	2.20	2.05	1.81
Penns Grove Boro.	3.37	3.53	3.60	3.57	3.53	Green Twp.	2.50	2.32	2.12	1.61	1.83
Pennsville Twp.	2.09	2.39	2.35	2.11	1.93	Hamburg Boro.	3.16	2.58	2.24	2.22	2.09
Pilesgrove Twp.	2.20	2.09	2.07	1.99	1.74	Hampton Twp.	2.53	2.43	2.21	2.09	1.76
Pittsgrove Twp.	2.10	2.17	2.10	2.00	1.85	Hardyston Twp.	2.80	2.53	2.58	2.33	2.20
Quinton Twp.	2.15	2.12	2.08	2.22	1.88	Hopatcong Boro.	2.46	2.41	2.40	2.11	1.91
Salem City	3.31	2.83	2.61	3.15	3.47	Lafayette Twp.	2.43	2.43	2.23	2.30	2.01
Upper Pittsgrove Twp.	2.04	2.14	2.22	1.94	1.72	Montaque Twp.	1.68	1.67	1.71	1.64	1.69
Woodstown Boro.	2.82	2.81	2.61	2.60	2.79	Newton Town	2.53	2.42	2.11	1.86	1.54
<u>SOMERSET COUNTY</u>						Ogdensburg Boro.	3.19	2.77	2.53	2.92	2.48
Bedminster Twp.	1.07	1.17	1.09	1.03	1.03	Sandyston Twp.	2.11	1.99	1.80	1.61	1.58
Bernards Twp.	2.03	1.86	1.72	1.59	1.38	Sparta Twp.	2.53	2.32	2.10	1.85	1.81
Bernardsville Boro.	1.67	1.55	1.53	1.34	1.18	Stanhope Boro.	2.64	2.56	2.41	2.52	2.35
Bound Brook Boro.	2.44	2.41	2.13	1.91	1.78	Stillwater Twp.	2.47	2.53	2.26	1.97	1.69
Branchburg Twp.	2.05	1.86	1.63	1.60	1.32	Sussex Boro.	2.57	2.34	2.30	1.99	2.16
Bridgewater Twp.	2.33	2.22	1.87	1.67	1.52	Vernon Twp.	2.35	2.19	2.04	1.88	1.78
Far Hills Boro.	1.39	1.30	1.11	.93	1.10	Walpack Twp.	.62	.75	.74	1.12	.57
Franklin Twp.	2.47	2.36	2.11	1.71	1.50	Wantage Twp.	2.47	2.29	2.21	1.98	1.78
Green Brook Twp.	2.30	2.18	1.79	1.61	1.58						
Hillsborough Twp.	2.31	2.18	1.94	1.69	1.61						

TABLE 11 (Con't)

EQUALIZED PROPERTY TAX RATES

<u>UNION CITY</u>	<u>1984</u>	<u>1985</u>	<u>1986</u>	<u>1987</u>	<u>1988</u>	<u>WARREN COUNTY</u>	<u>1984</u>	<u>1985</u>	<u>1986</u>	<u>1987</u>	<u>1988</u>
Berkeley Heights Twp.	2.09	1.95	1.81	1.76	1.59	Allamuchy Twp.	1.92	1.75	2.04	1.70	1.70
Clark Twp.	2.20	2.16	2.07	1.80	1.65	Alpha Boro.	2.40	2.18	2.40	1.93	2.07
Cranford Twp.	2.55	2.39	2.15	1.84	1.68	Belvidere Town	2.83	2.77	2.93	2.21	1.96
Elizabeth City	3.26	2.91	2.53	2.16	2.01	Blairstown Twp.	.60	.71	.91	.74	.82
Fanwood Boro.	2.73	2.60	2.37	2.06	1.94	Franklin Twp.	2.15	2.17	2.25	1.78	1.53
Garwood Boro.	2.50	2.40	2.38	2.07	2.16	Frelinghuysen Twp.		2.14	2.42	1.79	1.82
Hillside Twp.	3.09	2.97	2.84	2.34	2.36	Greenwich Twp.	2.12	2.24	.90	2.11	2.09
Kenilworth Boro.	2.08	1.91	1.93	1.72	1.60	Hackettstown Town	2.64	2.49	1.57	2.10	2.15
Linden City	1.49	1.51	1.58	1.47	1.44	Hardwick Twp.	1.95	2.25	2.58	2.12	1.82
Mountainside Boro.	1.95	1.91	1.86	1.54	1.45	Harmony Twp.	2.13	2.14	2.33	1.92	1.82
New Providence Boro.	2.55	2.23	2.07	1.79	1.77	Hope Twp.	2.14	2.19	1.03	1.89	1.90
Plainfield City	3.40	3.22	2.91	2.36	2.24	Independence Twp.	2.15	2.14	2.28	1.87	1.70
Rahway City	2.96	2.84	2.50	2.25	2.25	Knowlton Twp.	2.19	2.27	2.64	2.12	1.84
Roselle Boro.	3.14	3.05	2.82	2.53	2.43	Liberty Twp.	2.24	2.40	2.53	2.01	2.14
Roselle Park Boro.	2.88	2.81	2.59	2.40	2.47	Lopatcong Twp.	2.28	2.18	2.28	1.80	1.90
Scotch Plains Twp.	2.56	2.43	2.17	1.85	1.70	Mansfield Twp.	2.14	2.25	.86	1.58	1.93
Springfield Twp.	2.26	2.13	1.87	1.85	1.72	Oxford Twp.	2.75	2.76	2.78	2.25	2.26
Summit City	1.90	1.78	1.63	1.42	1.43	Pahaquarry Twp.	.67	2.67	3.53	3.54	3.89
Union Twp.	2.22	2.12	1.89	1.77	1.85	Phillipsburg Town	2.91	2.79	3.02	2.41	2.44
Westfield Town	2.38	2.23	1.99	1.82	1.65	Pohatcong Twp.	2.21	2.10	2.28	1.80	1.72
Winfield Twp.	12.06	11.82	11.57	12.25	11.81	Washington Boro.	3.09	2.82	3.07	2.34	2.37
						Washington Twp.	2.34	2.23	2.42	1.89	1.84
						White Twp.	1.94	1.74	1.97	1.63	1.55

TABLE 12: FINANCES OF MUNICIPALLY OPERATED UTILITIES

This table reports the revenues and expenditures of municipally operated utilities in summary since 1981 and in detail for 1988. These operations are independent of the municipality and are not shown in the municipal data on the preceding pages.

Utility Type Codes: 1- Water 2- Sewer 3- Airport 4- Beach Front 5- Water & Sewer 6- Harbor 7- Electric 8- Parking 9- Swimming Pool

		SURPLUS ANTICIPATED	OPERATING FROM PROPERTY INCOME TAXES	SURPLUS TO MUNICIPALITY	OPERATING COSTS	DEBT SERVICE	CAPITAL IMPROVEMENTS	TOTAL REVENUE	TOTAL EXPENDITURES
	ABSECON CITY	2	90,000.00	675,322.27	400,471.00	241,158.00	100,000.00	765,322.27	744,629.00
	ATLANTIC CITY CITY	1		43,093.50		45,780.00		48,093.50	45,780.00
A	ATLANTIC CITY CITY	3	156,491.32	1,375,693.00	597,914.32		1,448,138.12	2,032,184.32	2,136,056.44
T	BRIGANTINE CITY	5	291,000.00	2,733,795.00	1,975,793.00	775,325.00	83,171.00	3,014,796.00	2,832,279.00
L	EGG HARBOR CITY	5	77,000.00	542,459.00	431,342.00	105,330.00	25,000.00	659,969.00	561,372.00
A	GALLOWAY TWP.	2	250,000.00	1,735,274.66	791,453.22	530,861.50	333,364.00	1,985,274.66	1,656,178.78
N	HAMMONTON TOWN	1	163,200.00	662,925.57	403,653.04	174,342.83	155,000.00	831,120.57	752,995.87
T	HAMMONTON TOWN	2	90,000.00	1,066,249.60	523,774.52	203,744.24	40,000.00	1,156,249.60	368,778.82
I	LONGPORT BORO.	5		514,740.67	423,326.45		53,225.00	514,740.67	476,611.45
C	MARGATE CITY CITY	5	322,710.00	1,721,753.94	120,000.00	1,727,790.00		2,044,533.94	1,347,790.00
	PLEASANTVILLE CITY	5	207,422.00	1,345,725.00		1,118,475.00	5,000.00	2,093,147.00	1,496,655.00
	VENTNOR CITY	5	114,362.64	1,777,602.02	1,127,656.43	256,267.57	61,000.00	1,997,664.66	1,417,824.00
	ALLENTOWN BORO.	1	56,318.76	500,663.12	464,603.76	15,210.00	12,573.00	559,051.82	493,388.76
	CRESSKILL BORO.	2	25,600.00	163,620.00	126,600.00			196,600.00	196,600.00
	ELMWOOD PARK BORO.	1	95,000.00	1,065,253.77	1,065,793.08	32,216.92		1,158,253.77	1,138,000.00
	EMERSON BORO.	2	9,000.00	332,292.00	317,000.00			341,292.00	317,000.00
	FAIR LAWN BORO.	1	9,000.00	3,132,842.73	1,799,770.00	352,350.00	21,000.00	3,291,842.73	3,363,050.00
	JARFIELD CITY	1	100,000.00	1,475,809.97	1,100,000.00	140,000.00	25,000.00	1,575,809.97	1,468,800.00
	HACKENSACK CITY			777,645.69	243,475.00	37,396.77	100,000.00	737,645.69	432,861.77
	HILLSDALE BORO.	2	39,123.00	242,503.27	113,243.35	157,960.32		281,626.07	233,254.17
	HONOKUS BORO.	1	50,500.00	372,771.40	335,510.00	42,386.67	43,000.00	423,238.82	475,886.67
	LEONIA BORO.	2	18,159.13	182,552.65	117,731.00	56,653.13		171,521.78	176,469.13
	LODI BORO.	1	240,000.00	1,227,270.35	396,656.00	1,201,770.35	3,726.32	1,369,276.35	1,302,521.98
	LYNDHURST TWP.	1	180,000.00	1,415,771.02	1,270,500.00	213,677.22	20,000.00	1,590,371.02	1,504,377.22
B	MAHWAH TWP.	1	312,968.78	1,713,197.50	1,135,677.70	522,331.00		2,026,156.28	1,712,968.78
E	MAHWAH TWP.	2	735,366.70	1,143,207.92	1,523,952.91	219,172.00	10,000.00	1,386,574.66	1,758,124.91
R	MAYWOOD BORO.	2		193,576.75	193,644.00	13,178.00		180,574.75	178,722.00
G	MOONACHIE BORO.	2		476,774.73	437,476.24		1,000.00	476,734.73	438,926.24
E	NORTH ARLINGTON BORO.	1	30,000.00	1,317,343.05	467,600.00	10,576.00	30,000.00	1,099,343.05	1,008,278.00
N	OAKLAND BORO.	1	110,732.00	1,163,011.00	771,776.00	398,491.00	13,300.00	1,273,793.00	1,198,567.00
	OAKLAND BORO.	2		108,879.00	225,576.00			189,656.00	225,576.00
	PALISADES PARK BORO.	2		473,370.60	554,200.00	34,632.00	30,000.00	433,330.60	418,832.00
	PARAMUS BORO.	2	284,509.12	1,687,575.95	1,433,803.00	458,829.37	20,000.00	1,972,085.07	1,912,632.37
	PARAMUS BORO.	2	341,727.41		277,554.00	5,175.00		341,727.41	316,523.63
*	PARAMUS BORO.	0		956,902.61	495,000.00	329,697.93	41,500.00	956,902.61	866,197.93
	PARK RIDGE BORO.	1	234,095.00	1,107,451.97	1,107,451.97	130,335.00	105,000.00	1,241,546.97	1,123,627.00
	PARK RIDGE BORO.	7	573,560.00		150,000.00	1,272,024.37	275,000.00	373,360.00	14,873,180.88
	PARK RIDGE BORO.	9	25,000.00	110,377.17	11,480.00	11,350.00	14,500.00	131,527.13	117,000.00
	RAMSEY BORO.	5	565,127.61	2,381,152.97	1,982,477.91	443,762.50	153,500.00	2,949,280.88	2,581,940.51
	RAMSEY BORO.	9	36,970.00	123,174.57	163,400.00		5,000.00	165,034.67	173,900.00
	RIDGEFIELD BORO.	2	154,750.00	147,390.79	174,000.00	57,475.00	5,000.00	273,365.79	193,475.00
	RIDGEFIELD PK VILLAGE	2		115,764.57	45,254.50	51,137.50	1,000.00	144,503.67	149,092.00
	RIDGEWOOD VILLAGE	1	174,345.67	3,233,000.67	3,250,000.64	442,274.97	30,000.00	4,074,352.70	3,782,289.51
	RIDGEWOOD VILLAGE	5	53,353.00	410,000.52	464,385.00	194.42	5,000.00	463,577.52	469,739.42
	RIDGEWOOD VILLAGE	5		207,174.53	303,571.42	11,772.52	5,000.00	349,135.62	352,289.31

* Golf Course

TABLE 12: FINANCES OF MUNICIPALLY OPERATED UTILITIES - CONTINUED

		SURPLUS ANTICIPATED	OPERATING FROM PROPERTY TAXES	SURPLUS TO MUNICIPALITY	OPERATING COSTS	DEBT SERVICE	CAPITAL IMPROVEMENTS	TOTAL REVENUE	TOTAL EXPENDITURES
	SADDLE BROOK TWP.	1		1,503,250.00	1,570,715.00		1,000.00	1,503,050.00	1,571,715.00
	WALDWICK BORO.	1	71,009.00	505,798.00	547,150.00		15,100.00	579,797.00	587,250.00
	WALLINGTON BORO.	1		718,054.94	554,137.00	115,606.16	5,000.00	718,059.94	675,745.18
	WYCKOFF TWP.	2	133,276.00	511,722.51	565,600.00		8,375.00	950,058.61	874,478.00
* BURLINGTON COUNTY		0	235,988.00		235,988.00		58,000.00	235,988.00	293,988.00
	BORDENTOWN CITY	1	74,379.26	1,200,000.00	217,244.00	379,914.27	10,000.00	1,324,868.25	1,207,158.87
	BORDENTOWN CITY	2	15,000.00	10,000.00	105,000.00			105,000.00	105,000.00
	BORDENTOWN TWP.	2	5,000.00	125,510.00	5,000.00	127,572.50		133,510.00	132,672.50
	BURLINGTON CITY	1		513,303.50	702,551.23	23,076.25		725,647.48	725,647.48
	BURLINGTON CITY	2	84,500.00	505,449.03	509,032.39			690,949.23	509,082.39
	BURLINGTON TWP.	1		1,111,597.64	475,270.00	410,590.77	15,000.00	1,111,597.64	900,870.97
	BURLINGTON TWP.	2		1,450,512.20	1,170,105.76	325,491.59	15,000.00	1,460,512.20	1,473,598.55
** EVESHAM TWP.		0		598,015.97	487,634.00		27,650.00	598,015.97	515,284.00
	FIELDSBORO BORO.	1	2,000.00	55,665.04	49,791.39			61,666.04	49,781.88
	FIELDSBORO BORO.	2	7,124.20	55,325.27	73,655.27			73,635.07	73,635.27
	FLORENCE TWP.	5	203,471.68	1,155,997.72	898,821.43	321,862.79	54,000.00	1,359,469.40	1,274,684.22
	MAPLE SHADE TWP.	5		3,015,400.94	2,537,110.00	444,524.47	70,500.00	3,018,400.94	2,912,194.92
	MEDFORD TWP.	5	221,550.00	5,745,355.00	1,475,514.00	349,211.00	77,700.00	6,915,915.00	2,502,425.00
	MEDFORD LAKES BORO.	2		413,236.42	357,368.54	44,325.95		418,236.42	403,675.59
	MOORESTOWN TWP.	5	251,524.00		1,475,521.00	3,171,894.00	332,792.00	251,524.00	5,400,267.00
	PALMYRA BORO.	2	20,000.00	332,671.71	321,732.00	5,793.50		327,871.71	327,585.59
	PEMBERTON BORO.	5	24,000.00	262,232.34	245,443.47	24,187.81	18,987.95	286,282.34	289,619.23
	PEMBERTON BORO.	7	95,000.00		345,172.20		64,000.00	96,000.00	1,020,122.28
	PEMBERTON TWP.	1		501,152.00	269,795.00	103,235.00	115,000.00	801,152.00	488,033.00
	PEMBERTON TWP.	2		575,640.00		575,640.00		575,640.00	575,640.00
	BARRINGTON BORO.	2	84,000.00	509,154.62	435,413.56	10,385.00	5,000.00	423,154.62	448,803.56
	BELLMAR BORO.	1		575,205.00	423,531.64	204,218.03		676,205.00	627,749.67
	BERLIN BORO.	1	5,341.37	501,335.37	670,570.00	50,970.00	12,000.00	307,177.24	743,460.00
	BERLIN BORO.	2		577,855.42	479,732.00	117,343.26	15,000.00	577,855.42	622,120.26
	BERLIN TWP.	5		49,813.71	42,960.00	10,369.32	50,000.00	49,813.71	103,829.82
	BROOKLAWN BORO.	1		192,270.46	221,574.37	24,078.60		192,270.46	305,972.97
	CAMDEN CITY	1	523,372.30	3,744,792.04	3,261,136.20	743,973.67	434,000.00	4,273,164.84	4,444,116.87
	CAMDEN CITY	2	1,600,000.00	4,225,227.03	2,806,355.40	592,924.48	1,600,000.00	5,825,227.08	5,001,779.88
	CHERRY HILL TWP.	2	694,000.00	3,657,357.10	3,703,345.00	1,372,329.64	30,000.00	4,351,857.10	5,156,175.84
	CLEMENTON BORO.	1	43,000.00	370,623.27	300,444.00	112,715.35	2,495.00	418,623.27	415,854.55
	COLLINGSWOOD BORO.	1		779,304.00	595,321.90	193,124.29		779,804.09	790,006.79
	COLLINGSWOOD BORO.	2	40,000.00	740,055.32	745,750.12	27,379.37		780,066.32	773,130.05
	GLOUCESTER CITY CITY	1	161,349.79	735,434.11	735,075.59	214,293.74	86,000.00	1,117,794.90	1,005,369.33
	HADDON TWP.	5	90,000.00	1,165,730.05	1,333,518.00	240,344.73	60,350.00	1,256,730.06	1,639,712.78
	HADDONFIELD BORO.	5	150,000.00	1,351,841.51	845,432.74	375,039.73	29,650.70	1,531,841.51	1,250,123.37
	LAWN SIDE BORO.	2	10,000.00	133,695.00	109,075.00	24,230.00		133,303.00	133,303.00
	MOUNT EPHRAIM BORO.	1	55,000.00	377,536.46	370,000.00			432,586.48	390,000.00
** PENNSAUKEN TWP.		0	280,000.00	1,064,727.01	813,991.01	173,241.32	85,000.00	1,344,727.01	1,072,232.33
	SOMERDALE BORO.	2	35,000.00	243,543.50	251,613.08	23,396.92		283,543.50	280,000.00
	VOORHEES TWP.	2		1,665,199.75	359,170.00	543,080.66	95,000.00	1,865,199.75	1,492,180.66
	WINSLOW TWP.	5	385,000.00	1,577,302.64	1,052,773.00	417,145.32	193,000.00	1,962,302.64	1,678,118.82
	AVALON BORO.	5	250,000.00	3,719,065.87	2,255,656.63	704,903.70	395,000.00	3,969,065.67	3,355,570.33
	CAPE MAY CITY	5	150,000.00	2,774,030.42	2,463,962.00	230,716.05	150,000.00	2,924,030.42	2,849,678.05
	CAPE MAY POINT BORO.	5	121,500.00	289,845.56	144,000.00	13,805.50	112,000.00	411,345.56	274,805.50
	MIDDLE TWP.	5			25,000.00				25,000.00
	OCEAN CITY CITY	2		43,461.75	300.00	52,970.50		53,270.50	53,270.50
	SEA ISLE CITY CITY	5	250,000.00	2,923,344.15	2,429,150.00	268,318.23	70,000.00	3,173,844.16	2,827,468.23
	STONE HARBOR BORO.	5	123,000.00	1,370,056.16	1,127,831.00	151,407.97	154,000.00	1,498,056.16	1,433,238.93

* Solid Waste

** Golf Course

TABLE 12: FINANCES OF MUNICIPALLY OPERATED UTILITIES - CONTINUED

		SURPLUS ANTICIPATED	OPERATING INCOME	FROM PROPERTY TAXES	SURPLUS TO MUNICIPALITY	OPERATING COSTS	DEBT SERVICE	CAPITAL IMPROVEMENTS	TOTAL REVENUE	TOTAL EXPENDITURES
C U M B	WEST CAPE MAY BORO.	1		92,079.60		116,800.00		4,500.00	92,079.60	121,300.00
	WEST CAPE MAY BORO.	2		166,080.83		146,800.00			166,080.83	146,800.00
	WEST WILDWOOD BORO.	1	5,500.00	101,499.33		101,000.00		3,000.00	114,999.33	104,000.00
	WILDWOOD CITY	1	210,000.00	2,423,810.18		1,651,500.00	823,600.00	222,000.00	2,638,810.18	2,697,100.00
	WILDWOOD CITY	2		2,640,859.92		2,201,319.76		330,000.00	2,640,859.92	2,531,319.76
	BRIDGETON CITY	5	500,000.00	3,163,249.97		3,438,587.96	40,369.38	132,000.00	3,603,249.97	3,510,897.34
	HOPEWELL TWP.	2		35,044.21	2,096.09	36,000.00			37,140.30	38,000.00
	MILLVILLE CITY	1	105,200.00	1,153,136.01		1,057,631.54	96,400.00	70,400.00	1,293,336.01	1,224,431.84
	MILLVILLE CITY	2	477,050.00	1,553,356.44		1,800,550.00	197,500.00	97,000.00	2,032,406.44	1,953,050.00
	MILLVILLE CITY	3		494,496.60	25,503.40	240,804.91	250,691.09	26,500.00	520,090.00	520,000.00
	VINELAND CITY	5	192,000.00	2,525,630.73		1,569,096.29	235,452.27	621,000.00	2,718,630.73	2,425,538.52
	VINELAND CITY	7	1,200,000.00	2,705,956.01		2,440,956.00	1,075,456.05	3,202,000.00	2,906,956.01	2,759,381.05
	SELLEVILLE TWP.	1		1,328,635.35		1,400,000.00	17,650.00		1,328,635.35	1,448,525.22
	BLOOMFIELD TWP.	1	195,000.00	3,174,324.76		2,832,800.00	203,750.00		3,269,324.76	3,036,550.00
	CALDWELL BORO. TWP.	1	3,393.58	602,855.03	63,000.00	511,594.00			606,228.61	574,594.00
	CALDWELL BORO. TWP.	2		2,651,461.76		970,493.37	1,712,470.81		2,851,461.76	2,643,414.68
	CEDAR GROVE TWP.	1	81,372.40	1,597,421.22		795,392.40		14,200.00	1,478,793.62	1,336,749.70
	CEDAR GROVE TWP.	2	43,431.50	1,181,951.83		406,519.00	390,649.01	97,500.00	1,210,393.33	974,968.01
	CEDAR GROVE TWP.	3	13,337.00	1,472,464.47		1,406,644.00	15,315.00	9,378.00	1,497,055.47	1,423,337.00
	EAST ORANGE CITY	1		3,689,062.89	1,000,000.00	2,715,000.00	474,305.25	1,500,000.00	3,689,062.89	3,690,305.25
	ESSEX FELS TWP.	1	132,159.00	1,340,952.89		945,109.00		200,000.00	1,480,111.89	1,146,109.00
	FAIRFIELD TWP.	1	11,000.00	243,930.44		495,192.20	255,720.80	163,000.00	357,935.44	914,913.00
	FAIRFIELD TWP.	2	223,000.00	2,009,564.19		1,379,564.57	741,491.64	15,400.00	2,237,564.19	2,136,394.00
	FAIRFIELD TWP.	3		176,225.95		72,620.00	93,231.29	12,000.00	176,225.95	177,851.29
	GLEN RIDGE BORO. TWP.	1	5,913.00	435,453.71		425,453.00		5,000.00	495,776.71	428,983.00
E S S E X	LIVINGSTON TWP.	1		1,450,993.31		1,265,795.47	147,254.17	45,195.00	1,450,998.81	1,458,224.64
	LIVINGSTON TWP.	2	25,236.00	135,330.00		254,340.00		5,000.00	243,591.00	259,342.00
	MAPLEWOOD TWP.	2	43,200.00	773,410.90		251,492.91	19,295.29	373,630.90	271,294.20	271,294.20
	MONTCLAIR TWP.	1	235,000.00	5,114,161.67		2,047,505.65	979,452.69	25,000.00	3,349,861.67	3,051,988.53
	NEWARK CITY	1	3,473,363.00	27,164,997.57		1,847,797.30	6,210,391.99	3,324,150.00	30,633,267.57	28,622,839.78
	NORTH CALDWELL TWP.	1	20,000.00	451,599.08		457,277.04	76,587.50		481,599.08	493,814.54
	NORTH CALDWELL TWP.	2		167,340.50	23,747.82	54,693.75	115,238.54	2,105.11	171,438.42	172,027.41
	NUTLEY TWP.	1	100,000.00	1,607,013.04		1,672,000.27	21,999.77	1,000.00	1,707,013.04	1,695,000.00
	ORANGE CITY TWP.	1		2,294,756.86		1,559,813.00	105,904.34	50,000.00	2,294,756.86	1,696,217.34
	ROSELAND BORO.	1		735,617.12	51,122.76	611,140.00	121,335.09	2,500.00	736,739.88	805,523.08
	ROSELAND BORO.	2		474,253.25		413,112.00	33,073.00	1,000.00	474,253.25	447,145.00
	SOUTH ORANGE VILL TWP	1	379,504.00	2,035,234.12		1,510,665.00	100,833.96	75,000.00	2,415,738.12	1,729,503.96
G L O U C E S T E R	VERONA TWP.	1	105,000.00	1,395,996.49		477,111.60	545,373.35	15,000.00	1,720,926.40	1,503,185.35
	VERONA TWP.	2	50,000.00	1,026,570.88		593,345.00	374,345.00	75,000.00	1,376,570.33	918,475.00
	VERONA TWP.	3	54,672.00	822,311.04		164,450.00	75,495.62	35,000.00	297,503.04	295,435.82
	WEST CALDWELL TWP.	1	21,395.64	933,726.70		915,313.00	67,032.34	30,000.00	1,090,622.54	1,013,895.34
	WEST CALDWELL TWP.	2	10,569.49	540,876.53		245,375.00	112,743.49	5,000.00	373,125.01	366,113.48
	WEST ORANGE TWP.	1	54,431.00	1,244,111.00		61,270.00			1,293,842.00	61,930.00
	CLAYTON BORO.	1	24,496.00	409,283.25		140,076.39	99,632.68	97,500.00	506,209.26	327,409.04
	EAST GREENWICH TWP.	1	3,000.00	29,000.00		11,000.00		140,000.00	313,944.04	254,000.00
	GLASSBORO BORO.	5	457,397.39	1,742,774.62		1,475,442.55	157,255.00	174,000.00	2,410,172.50	1,806,697.88
	GREENWICH TWP.	1	10,725.00	124,612.38		125,635.00	55,400.00	3,750.00	213,335.38	235,125.00
	HARRISON TWP.	2	15,291.91	247,775.20		120,995.27	15,000.00		304,067.11	213,903.27
	NATIONAL PARK BORO.	1	7,391.05	13,004.12		7,755.26	16,699.55	8,400.00	146,935.17	113,784.81
	NEWFIELD BORO.	1	7,100.00	13,315.40		14,100.00		28,000.00	208,415.40	172,100.00
	PAULSBORO BORO.	5	23,100.62	315,433.06		40,600.00	23,122.24	353,000.00	399,533.67	844,792.24
	PITMAN BORO.	5	46,691.50	599,799.59		399,454.00	26,237.50	184,500.00	946,381.05	1,000,591.50
	SWEDESBORO BORO.	5		479,119.62		301,741.40	35,035.50	5,901.60	429,109.62	359,728.50

TABLE 12: FINANCES OF MUNICIPALLY OPERATED UTILITIES - CONTINUED

		SURPLUS ANTICIPATED	OPERATING INCOME	FROM PROPERTY TAXES	SURPLUS TO MUNICIPALITY	OPERATING COSTS	DEBT SERVICE	CAPITAL IMPROVEMENTS	TOTAL REVENUE	TOTAL EXPENDITURES
WENDUOH BORO.	1	110,740.00	170,593.12			31,940.27			241,313.35	81,940.23
WENDUOH BORO.	2		146,110.50			271,240.38			146,215.30	221,280.88
WEST DEPTFORD TWP.	5	424,035.56	2,117,345.46			1,810,143.41	557,521.47	102,000.00	3,237,592.02	2,475,664.84
WESTVILLE BORO.	1	1,724.61	112,691.57			350,305.38	113,631.51	13,000.00	515,015.98	481,936.89
WOODBURY CITY	5	342,971.14	1,702,995.55			1,744,170.52	127,234.52	70,000.00	2,216,226.49	1,965,365.04
WOODBURY HEIGHTS BORO	1	27,416.63	219,538.60			141,743.14	43,291.50	1,000.00	247,005.23	188,039.66
WOODBURY HEIGHTS BORO	2		541,773.02			414,041.57	43,100.00	500.00	561,778.08	457,641.57
BAYONNE CITY	5	1,423,000.00	7,555,519.50			7,354,579.94	4,254,020.06	150,000.00	3,981,519.80	11,708,700.00
EAST NEWARK BORO.	1	4,530.00	103,520.34	35,650.79		155,405.47			142,671.33	155,403.47
HARRISON TOWN	1		1,141,537.34			1,075,000.00			1,141,637.34	1,070,000.00
HOBOKEN CITY	1	400,000.00	4,585,782.91			4,354,132.00	120,094.00	10,000.00	4,988,782.91	4,484,246.00
HOBOKEN CITY	2	525,000.00	3,436,244.02			3,516,677.72	579,273.00		3,961,264.02	4,056,155.72
JERSEY CITY CITY	1	421,022.00	16,701,485.00			11,252,256.00	4,493,261.00	1,088,500.00	17,622,507.00	17,534,015.00
JERSEY CITY CITY	2		91,600.00	198,930.00		227,371.00		35,218.00	290,530.00	262,589.00
KEARNY TOWN	1		2,492,409.03	742,076.52		3,441,240.35	123,266.00		3,564,505.85	3,564,515.85
NORTH BERGEN TWP.	9	1,770.00	235,407.32			1,50,577.92	58,453.30		255,607.52	223,311.22
SECAUCUS TOWN	4		170,730.74	73,700.00		231,672.19			244,430.74	281,632.19
WEST NEW YORK TOWN	2		103,778.22			123,678.79			108,783.22	123,885.79
BLOOMSBURY BORO.	1	1,6675.00	6,341.74			67,274.45	865.66	16,729.00	87,219.74	84,869.11
CLINTON TOWN	1	35,764.00	750,457.97			553,464.00	179,093.23	20,300.00	847,221.93	782,857.23
CLINTON TOWN	2	253,160.00	1,028,476.38			945,240.00	123,593.37	53,500.00	1,351,646.38	1,142,359.37
FLEMINGTON BORO.	1	293,724.02	254,250.73			240,241.02	53,993.00	223,223.87	547,974.80	517,452.89
FRENCHTOWN BORO.	2	25,000.00	111,519.01			152,905.00	28,356.50	20,000.00	206,519.01	201,293.50
GLEN GARDNER BORO.	1		105,030.24			55,594.57	40,438.79	500.00	105,230.26	96,683.36
* GLEN GARDNER BORO.	0		177,647.94			175,750.00		1,000.00	177,647.94	176,750.00
HAMPTON BORO.	1	20,000.00	124,272.53			35,362.19	44,708.00	5,000.00	144,272.55	133,570.18
HIGH BRIDGE BORO.	1	57,340.55	301,145.45			232,355.05	124,902.53	5,175.00	359,186.00	362,432.58
HIGH BRIDGE BORO.	2	5,471.39	422,666.55			410,740.47	55,000.00	7,500.00	496,167.74	473,280.48
** HIGH BRIDGE BORO.	0	70,000.00	272,164.03			328,330.00	17,100.00	10,000.00	342,164.03	355,430.00
HOLLAND TWP.	2	60,000.00	117,513.73			120,430.00	34,891.45	20,000.00	177,515.78	175,311.45
MILFORD BORO.	1	35,000.00	55,452.77			71,443.15	15,000.00	15,000.00	91,452.77	86,443.15
MILFORD BORO.	2	127,346.21	603,569.42			53,342.90	50,000.00		127,866.21	717,218.32
READINGTON TWP.	0	2,313.00	673,375.00			600,000.00	254,075.00		903,193.00	854,005.00
STOCKTON BORO.	1	21,374.75	37,040.30			35,377.39	11,665.00	3,000.00	53,415.55	46,563.39
STOCKTON BORO.	2		114,301.72	9,278.65		103,443.57	35,094.38	3,500.00	123,580.57	146,947.95
TEWKSBURY TWP.	2	10,000.00	47,290.71			24,072.27	20,642.00	10,000.00	57,290.71	54,714.27
*** TEWKSBURY TWP.	0	16,027.00	16,428.00			30,027.00		1,000.00	32,455.00	31,027.00
HAMILTON TWP.	2	500,000.00	1,453,034.58			4,915,174.00	2,305,411.24	225,000.00	3,953,034.68	7,945,590.24
HIGHTSTOWN BORO.	5	334,000.00	1,222,118.71			251,790.00	123,137.13	13,000.00	1,560,118.71	992,917.13
HOPEWELL BORO.	1	36,200.00	153,159.01			187,453.20	15,000.00	3,000.00	189,359.01	187,458.20
HOPEWELL TWP.	5		151,657.86			159,339.00	3,233.29	30,000.00	161,657.86	243,122.29
PENNINGTON BORO.	5	15,534.00	462,110.40			273,574.00	97,403.97	25,000.00	478,344.90	401,977.97
TRENTON CITY	1	1,100,094.00	10,123,455.00		160,324.00	7,572,411.00	3,262,382.00	61,592.00	11,224,039.00	11,775,209.00
TRENTON CITY	2	1,512,619.00	5,479,771.00		2,234,958.00	2,793,214.00	1,306,332.00	72,465.00	6,928,390.00	7,108,969.00
TRENTON CITY	2	44,972.00	1,151,646.00		444,972.00	37,613.00	243,097.00	10,710.00	1,196,620.00	1,081,582.00
MIDDLESEX COUNTY	2	95,625.00	532,021.00			317,425.00			627,646.00	317,925.00
CRANBURY TWP.	1	57,675.00	122,044.75			107,000.00	10,075.00	35,000.00	179,719.75	152,075.00
EAST BRUNSWICK TWP.	1	582,939.89	3,841,045.30			2,964,943.00	1,227,136.30	47,334.00	4,444,035.19	4,239,418.30
EAST BRUNSWICK TWP.	2	520,000.00	562,100.00			50,000.00	62,094.00		1,082,100.00	118,094.00
EAST BRUNSWICK TWP.	8	715,525.00	929,244.75			266,555.00	593,670.00	320,000.00	1,625,769.75	1,480,525.00
EAST BRUNSWICK TWP.	9	45,324.00	54,514.76			97,735.00			97,838.76	97,736.00

* Sanitation

** Solid Waste

*** Hunters Glen Sewer

TABLE 12: FINANCES OF MUNICIPALLY OPERATED UTILITIES - CONTINUED

			CURPLUS ANTICIPATED	OPERATING INCOME	FROM PROPERTY TAXES	SURPLUS TO MUNICIPALITY	OPERATING COSTS	DEBT SERVICE	CAPITAL IMPROVEMENTS	TOTAL REVENUE	TOTAL EXPENDITURES
M I D D L E S E X	EDISON TWP.	1	450,324.56	3,837,580.09			3,474,588.31	299,111.67	153,000.00	4,339,974.64	3,931,669.98
	HELMETTA BORO.	1	5,000.00	23,496.94			59,593.57	15,435.26		89,696.94	75,028.83
	HELMETTA BORO.	2	20,494.09	131,249.12			75,450.00	73,095.17		151,742.21	151,545.17
	HIGHLAND PARK BORO.	5	70,000.00	1,360,355.55			1,150,745.00	154,255.00	40,000.00	1,430,356.55	1,345,000.00
	JAMESBURG BORO.	2	94,433.00	441,418.24			363,195.00		15,000.00	525,821.24	383,195.00
	* OLD BRIDGE TWP.	0		105,837.00			92,000.00		1,000.00	105,837.00	93,000.00
	METUCHEN BORO.	9	1,625.00	242,610.00			145,300.00	59,225.00	16,000.00	252,235.00	222,125.00
	MIDDLESEX BORO.	9	33,700.00	134,635.42			140,772.34	28,641.66		173,385.42	169,414.00
	MILLTOWN BORO.	5	22,600.00	747,171.37			769,438.26	53,471.04	37,000.00	769,771.37	859,910.00
	MILLTOWN BORO.	7	27,343.00				5,548,547.54	8,731.05	45,000.00	27,393.00	6,502,348.59
	NEW BRUNSWICK CITY	1		4,530,340.22			4,373,279.64	1,235,982.07	100,350.00	4,630,060.22	4,720,471.66
	NORTH BRUNSWICK TWP.	1	102,000.00	2,319,416.25			2,243,128.07	504,201.93		2,421,916.96	2,744,400.00
	NORTH BRUNSWICK TWP.	2	417,300.00	4,373,241.36			1,117,497.75	692,102.25		4,790,961.36	1,799,600.00
	PERTH AMBOY CITY	1	64,000.00	3,396,016.52	135,057.56		2,973,396.00	792,602.00	25,000.00	3,643,076.02	3,741,000.00
	PERTH AMBOY CITY	2	2,624,257.31				1,307,476.39	299,648.61	10,000.00	2,624,257.31	2,119,125.00
	PISCATAWAY TWP.	2	143,327.00	3,133,338.00		50,000.00	2,595,465.00	704,500.00		3,331,665.00	3,300,365.00
	SAYREVILLE BORO.	1	100,000.00	2,755,271.77			1,073,245.00	470,655.00	141,000.00	2,855,271.77	2,684,700.00
	SOUTH AMBOY CITY	1	80,000.00	642,755.56			679,075.00	29,291.00	5,000.00	722,755.66	713,317.00
	SOUTH BRUNSWICK TWP.	5	3,295,270.00	13,141,234.55			5,195,470.00	2,190,435.75	2,595,200.00	16,477,094.05	10,983,556.75
	SOUTH PLAINFIELD BORO	2		1,353,217.65			1,132,163.00	480,276.19		1,853,617.65	1,662,439.78
	SOUTH RIVER BORO.	1	51,057.59	1,043,635.67			561,355.00	391,052.59	1,000.00	1,109,692.66	944,907.59
M O N M O U T H	SOUTH RIVER BORO.	2	21,954.01				21,525.00	10,439.01		98,964.01	98,964.01
	SOUTH RIVER BORO.	7	551,366.35	4,216,137.62			4,105,930.00	62,036.35	25,000.00	4,376,504.03	4,195,966.35
	SPOTSWOOD BORO.	5	82,035.77				675,125.75	193,243.01	10,000.00	320,036.77	813,438.76
	WOODBRIDGE TWP.	9		105,375.08	44,000.00		135,449.41	75,477.00		149,335.08	150,946.41
	** Monmouth County	0	14,700,000.00	10,917,728.11			20,821,445.43	6,358,967.00		25,617,728.11	27,180,412.43
	ALLENHURST BORO.	5		275,112.00			173,555.00	44,814.29		235,812.00	213,404.17
	ALLENTOWN BORO.	1	5,530.00	215,376.03			155,172.97	50,539.04	34,755.00	220,976.03	231,466.97
	ALLENTOWN BORO.	2	3,700.00	132,524.48			151,000.00	34,492.35	5,972.35	196,294.48	201,464.70
	ASSURY PARK CITY	2		575,002.14			570,000.00			605,022.18	500,000.00
	ASSURY PARK CITY	4		775,105.00	115,500.00		750,500.00		24,000.00	489,305.07	392,500.00
	ATL. HIGHLANDS BORO.	2	13,671.22	1,215,180.28			751,454.00	140,930.37	50,000.00	1,155,051.50	1,142,794.83
	ATL. HIGHLANDS BORO.	5	295,100.00	1,673,372.54			1,173,570.00	290,504.58	195,000.00	2,169,632.54	1,674,824.58
	AVON BY THE SEA BORO.	4		422,776.53						429,736.63	
	AVON BY THE SEA BORO.	3	17,000.00	407,347.45			375,346.47	40,911.17	5,000.00	424,547.95	423,257.60
	BELMAR BORO.	4					15,000.00				15,000.00
	BELMAR BORO.	5	129,363.55	1,477,512.32			1,096,419.00	220,149.54	10,000.00	1,596,581.63	1,326,568.86
	BRADLEY BEACH BORO.	7	175,823.69	423,929.01			755,127.20	14,746.69		804,892.89	780,893.88
	BRIELLE BORO.	1	450,375.55	394,237.07			575,575.87	322,298.26	97,400.00	1,046,615.63	1,036,074.09
	DEAL BORO.	2		35,652.15			274,530.00	115,737.15		358,852.15	350,337.15
	ENGLISHTOWN BORO.	1	43,152.00	145,145.11			175,123.00	42,394.36	5,000.00	228,993.11	195,517.86
	ENGLISHTOWN BORO.	2	35,000.00	175,175.57			142,575.00	40,032.00	2,000.00	210,236.58	204,657.00
	FARMINGDALE BORO.	1	10,300.00	175,279.57			113,732.42	16,973.37	4,000.00	156,379.63	134,425.75
	FARMINGDALE BORO.	2	50,800.00	211,211.11			334,751.77	101,746.27	2,500.00	461,911.11	429,000.00
	FREEHOLD BORO.	5	26,442.25	2,750,170.11			2,619,354.00	245,425.25	35,000.00	3,210,532.36	3,189,786.25
	FREEHOLD TWP.	5	403,300.00	6,706,235.69			5,911,000.00	1,576,320.45	591,000.00	7,309,536.58	6,008,320.45
	HIGHLANDS BORO.	5	172,570.44	1,102,227.05			1,074,275.52	252,271.35	15,000.00	1,380,905.50	1,351,476.93
M O N M O U T H	HOLMDEL TWP.	1	33,200.00	433,160.52			407,728.25	34,901.75		470,362.62	492,200.00
	HOLMDEL TWP.	2	80,925.00	377,473.00			300,175.00	60,750.00		449,333.91	350,925.00
	KEANSBURG BORO.	5	2,610.98	37,130.00		2,510.98		37,033.27		39,960.98	39,844.31
	KEYPORT BORO.	5	17,000.00	1,290,341.25			1,233,092.94	243,414.16	15,000.00	1,542,641.28	1,496,507.10

* Recreation
** Reclamation

TABLE 12: FINANCES OF MUNICIPALLY OPERATED UTILITIES - CONTINUED

		SURPLUS ANTICIPATED	OPERATING FROM PROPERTY INCOME TAXES	SURPLUS TO MUNICIPALITY	OPERATING COSTS	DEBT SERVICE	CAPITAL IMPROVEMENTS	TOTAL REVENUE	TOTAL EXPENDITURES
MANALAPAN TWP.	1		42,246.26		40,310.15			42,246.26	40,810.15
MANASQUAN BORO.	4		35,325.00		35,225.00			396,328.06	35,225.00
MANASQUAN BORO.	5	74,315.33	927,552.52		977,651.27	35,188.67	20,643.27	1,002,474.95	1,013,483.17
MARLBORO TWP.	9	95,000.00	332,177.07		130,300.00	55,100.00	138,602.00	427,177.07	344,502.00
MATAWAN BORO.	5	102,520.00	2,043,432.95	45,000.00	1,491,163.00	385,027.01	80,000.00	2,191,622.95	1,959,190.00
ABERDEEN TWP.	1	187,500.00	564,463.00		532,374.00	249,241.00	150,500.00	1,052,369.00	982,115.00
* MIDDLETOWN TWP.	3		76,813.97		152,002.20			76,813.97	152,002.20
NEPTUNE TWP.	2	216,000.00	1,910,640.53		1,759,951.74	311,300.00		2,125,640.53	2,061,251.74
NEPTUNE CITY BORO.	2	27,530.00	450,252.92		442,520.00		20,000.00	477,799.99	462,530.00
TINTON FALLS BORO.	2	25,000.00	1,550,297.00		728,950.00	339,690.00	47,300.00	1,686,297.00	1,182,940.00
** TINTON FALLS BORO.	3		503,936.00		198,040.00	53,500.00	4,600.00	503,936.00	256,140.00
HAZLET TWP.	9	105,000.00	304,474.23		252,290.00		142,290.00	409,479.23	395,000.00
RED BANK BORO.	5		2,237,437.05		2,137,223.77	129,625.23	20,000.00	2,289,487.05	2,357,609.00
RED BANK BORO.	5	10,000.00	307,771.55		150,543.75	145,030.33	7,000.00	317,771.66	313,624.58
ROOSEVELT BORO.	5	50,500.00	214,276.34		153,520.00	55,446.41	25,000.00	264,876.84	243,968.50
SEA GIRT BORO.	4		362,961.34					369,961.34	
SEA GIRT BORO.	5	38,196.17	372,207.95		347,027.00	72,169.17		410,404.12	428,196.17
SOUTH BELMAR BORO.	1	31,664.39	557,442.05		213,752.00	37,053.22	2,000.00	439,113.94	252,835.22
SPRING LAKE BORO.	5		883,234.22		738,157.21	72,554.37	5,750.00	883,234.22	866,461.58
SPRING LAKE HGTS BORO	5	20,000.00	1,002,520.71		652,323.00	150,065.25	38,000.00	1,032,520.71	846,888.25
UNION BEACH BORO.	1	74,362.00	503,734.39		405,244.30	129,769.00	14,600.00	578,096.38	550,333.30
WALL TWP.	1	617,065.00	1,274,908.98		1,499,279.52	600,000.00	107,000.00	2,591,973.98	2,266,279.52
WALL TWP.	5		312,172.67		602,145.43			312,172.67	602,145.48
BOONTON TOWN	1	147,403.86	922,430.75		732,765.00	193,653.36	110,300.00	1,049,884.64	1,042,723.86
BOONTON TOWN	2		451,323.90		320,123.17		106,385.00	451,323.90	432,508.17
BUTLER BORO.	1		892,914.95		667,690.00	225,565.47	32,388.00	898,914.95	925,643.47
BUTLER BORO.	7	860,700.00	11,471,996.22		10,814,503.71	523,600.44	11,062.00	12,332,696.22	11,354,171.15
CHATHAM BORO.	1	44,137.90	443,769.47		286,515.00		131,700.00	487,907.87	418,215.00
CHATHAM TWP.	2	62,000.00	917,791.44		656,709.00	234,808.57	27,250.00	986,701.44	920,767.67
CHATHAM TWP.	9	17,810.37	125,192.53		163,089.12	15,121.25	10,600.00	203,002.90	188,810.37
*** CHATHAM TWP.	0	75,000.00	300,124.26		221,392.00		1,850.00	375,124.26	223,242.00
CHESTER BORO.	1	700.00	23,515.99		23,512.00		600.00	24,215.99	23,812.00
DENVILLE TWP.	1	130,000.00	1,238,325.33		700,100.00	133,733.97	74,500.00	1,366,385.33	908,333.97
DENVILLE TWP.	2	110,000.00	1,237,470.11		727,400.00	171,393.56	30,229.44	1,347,470.11	929,013.00
DOVER TOWN	1	10,000.00	1,104,202.31		776,259.40	130,301.21	56,000.00	1,114,202.31	1,012,560.61
DOVER TOWN	8		105,976.26		118,890.00		7,000.00	105,976.26	125,880.00
EAST HANOVER TWP.	1		601,943.05		321,632.34	262,997.59		601,943.05	584,630.43
EAST HANOVER TWP.	9		63,253.03	43,369.00	90,154.94	64,345.34		107,122.00	154,500.78
FLORHAM PARK BORO.	1	24,800.00	625,394.00		346,133.00	120,467.00	67,125.00	651,194.00	533,780.00
FLORHAM PARK BORO.	9	25,105.00	100,412.00		69,125.00	37,480.00	1,071.00	126,517.00	107,676.00
HANOVER TWP.	9	13,000.00	150,025.93		117,200.00		36,100.00	163,025.93	154,000.00
HARDING TWP.	2	5,000.00	50,972.43		55,468.00			55,972.43	55,468.00
JEFFERSON TWP.	1	617,000.00	753,226.50		525,271.00	275,942.00	62,500.00	1,355,286.50	929,713.00
JEFFERSON TWP.	2	123,000.00	268,158.04		200,712.00	73,100.00	2,000.00	391,158.04	275,812.00
KINNELON BORO.	1		35,118.34		71,226.46			35,118.34	71,226.46
KINNELON BORO.	2	6,500.00	24,315.10		71,759.50			34,815.10	31,759.50
LINCOLN PARK BORO.	1	84,855.79	754,510.99		599,270.00	130,585.79	5,000.00	839,366.78	734,855.79
MADISON BORO.	1	146,118.00	1,169,077.39		638,469.00	122,069.00	190,000.00	1,315,195.39	1,150,538.00
MADISON BORO.	7	369,000.00	10,576,207.07	1,200,000.00	7,815,475.00	142,479.00	300,000.00	10,945,207.07	9,457,954.00
MENDHAM BORO.	1	131,540.00	583,694.29		491,219.76	44,347.50	10,500.00	720,234.29	536,067.26
MENDHAM BORO.	2	47,000.00	247,437.51		471,500.94	715,186.00	17,000.00	296,437.51	1,204,686.94

* Solid Waste
 ** Southern Sewer
 *** Sewer #2

TABLE 12: FINANCES OF MUNICIPALLY OPERATED UTILITIES - CONTINUED

		SUPPLUS ANTICIPATED	OPERATING FROM PROPERTY INCOME TAXES	SURPLUS TO MUNICIPALITY	OPERATING COSTS	DEBT SERVICE	CAPITAL IMPROVEMENTS	TOTAL REVENUE	TOTAL EXPENDITURES
M O R R I S	MINE HILL TWP.	1	253,054.66	6,056.35	209,536.20	32,500.00	3,000.00	264,111.01	245,036.20
	MORRIS TWP.	2	16,921.61	3,226,591.06	1,344,338.16	1,099,557.03	100.00	3,045,212.67	2,944,045.19
	MORRIS TWP.	3	27,962.37		24,850.00			27,962.37	24,850.00
	MORRIS TWP.	4	17,756.84	321,265.32	217,688.00	60,068.34	30,000.00	339,022.22	307,756.84
	MORRIS PLAINS BORO.	2	10,000.00	58,131.50	55,000.00			68,131.50	55,000.00
	MORRISTOWN TOWN	3		100,000.00	20,000.00			100,000.00	100,000.00
	MORRISTOWN TOWN	4	403,225.00			402,667.00		403,225.00	402,667.00
	MOUNTAIN LAKES BORO.	1		267,126.76	211,426.00	11,236.67	30,000.00	267,126.76	252,662.67
	MOUNTAIN LAKES BORO.	2	172,466.00	224,526.92	53,231.00			467,062.92	33,231.00
	NETCONG BORO.	1		210,174.54	174,665.00	59,797.00	5,650.00	210,174.64	201,322.00
	NETCONG BORO.	2		341,311.27	273,470.00	58,653.22	41,000.00	361,311.27	373,123.22
	PAR-TROY HILLS TWP.	1	300,000.00	4,163,313.13	2,303,068.48	1,063,343.43	95,000.00	4,463,315.13	3,456,411.91
	PAR-TROY HILLS TWP.	2		10,109,790.84	4,653,622.22	4,235,552.60	150,000.00	10,109,790.84	9,039,182.59
	PAR-TROY HILLS TWP.	3	73,000.00	1,724,772.90	1,353,103.36	241,974.62	49,000.00	1,797,772.90	1,644,077.98
	PASSAIC TWP.	1		11,652.00	3,000.00			11,652.00	8,000.00
	PEQUANNOCK TWP.	1	237,545.00	784,353.59	444,770.00	353,310.00	43,445.00	1,022,398.59	851,545.00
	PEQUANNOCK TWP.	2	7,977.00	389,407.75	240,306.00	27,169.00	35,000.00	397,384.73	302,977.00
	RIVERDALE BORO.	1		167,112.04	121,812.50	29,566.50	5,000.00	167,812.04	156,729.00
	RIVERDALE BORO.	2		115,927.00	4,000.00			115,927.00	48,000.00
	ROCKAWAY BORO.	1	79,937.82	573,446.42	453,235.32	110,071.52	22,200.00	753,384.24	585,517.40
	ROCKAWAY TWP.	1		337,710.40	313,234.27	34,699.32	36,000.00	397,913.40	935,983.66
	ROXBURY TWP.	1	1,500.00	512,644.42	266,019.00	229,165.42		531,644.42	495,254.42
	ROXBURY TWP.	2		1,345,017.10	555,977.23	439,109.56	300,000.00	1,430,236.30	1,545,037.49
	WHARTON BORO.	1	75,519.00	317,280.17	231,317.00	152,391.41	10,000.00	394,799.17	383,410.41
	BARNEGAT LIGHT BORO.	5	25,300.00	397,205.10	377,000.00	40,800.00	52,000.00	493,005.10	440,800.00
	BEACH HAVEN BORO.	1	60,000.00	395,379.04	300,679.04	96,953.05	20,000.00	461,539.04	417,642.09
	BEACHWOOD BORO.	1	226,271.62	201,300.39	452,007.00	177,098.08	27,700.00	728,862.01	656,805.08
	BRICK TWP.	2		22,515.55		22,515.55		22,515.55	22,515.55
O C E A N	DOVER TWP.	2	37,737.00	765,952.00	636,737.00	91,000.00		803,689.00	727,737.00
	EAGLESWOOD TWP.	2	24,750.00	31,117.25	45,850.00	42,000.00	500.00	105,967.95	87,750.00
	HARVEY CEDARS BORO.	5	175,000.00	443,377.63	377,400.00	137,733.45	44,100.00	575,877.63	510,233.45
	ISLAND HEIGHTS BORO.	1	14,217.73	426,117.73	377,400.00	113,720.00		440,425.46	418,148.89
	LAKEHURST BORO.	5		427,129.60	403,446.30	38,157.87	15,000.00	427,129.60	456,624.17
	LAVALLETTE BORO.	1	100,000.00	473,714.60	276,749.00	204,024.00	22,000.00	578,714.82	502,793.00
	LAVALLETTE BORO.	2	200,000.00	763,150.72	517,150.00	54,270.00		763,150.72	871,428.00
	LAVALLETTE BORO.	7	25,000.00	1,170,426.58	1,243,120.00		3,000.00	1,384,425.56	1,253,180.00
	LONG BEACH TWP.	5	47,500.00	1,076,355.06	1,076,355.06	552,196.40	117,500.00	1,782,895.06	1,706,136.40
	OCEAN GATE BORO.	1	4,350.00	123,245.41	70,217.37	58,564.15	1,000.00	134,795.41	129,781.52
S E A S I D E	OCEAN GATE BORO.	2	100,000.00	305,071.26	275,272.00	33,711.33	5,000.00	405,071.96	368,933.83
	PINE BEACH BORO.	1		163,937.57	210,121.25	12,281.25	4,000.00	163,637.67	226,389.50
	PINE BEACH BORO.	2	140,000.00	470,158.40	327,700.00	56,728.00	65,000.00	410,158.40	204,498.00
	POINT PLEASANT BORO.	5	52,300.00	3,605,018.63	2,687,216.11	650,943.00		4,134,818.63	3,499,179.11
	PT PLEASANT BEACH BOR	5	225,725.00	1,392,215.66	1,318,333.00	250,000.00	96,500.00	1,613,940.86	1,665,325.00
	SEASIDE HEIGHTS BORO.	5	53,647.00	2,105,271.64	1,556,716.00	403,406.00	10,000.00	2,159,925.64	1,972,122.00
	SEASIDE HEIGHTS BORO.	7	625,000.00	3,610,791.45	2,970,756.97	37,000.00	100,000.00	3,635,983.45	3,505,636.93
	SEASIDE PARK BORO.	5	105,000.00	1,145,372.55	1,280,000.00	191,300.00		1,215,522.55	1,241,800.00
	SHIP BOTTOM BORO.	5	176,500.00	511,991.05	311,576.00		50,000.00	550,491.05	560,500.00
	SURF CITY BORO.	5	262,500.00	710,066.64	729,500.00	25,740.00	65,000.00	972,646.34	890,040.00
B A R N E G A T	BARNEGAT TWP.	1	175,000.00	1,434,689.02	1,171,131.35	642,346.55	30,000.00	1,659,689.09	1,489,500.00

* County Club

** Golf Course

TABLE 12: FINANCES OF MUNICIPALLY OPERATED UTILITIES - CONTINUED

		SUPPLUS ANTICIPATED	OPERATING FROM PROPERTY INCOME	TAXES	SURPLUS TO MUNICIPALITY	OPERATING COSTS	DEBT SERVICE	CAPITAL IMPROVEMENTS	TOTAL REVENUE	TOTAL EXPENDITURES
P A S S A I C	BLOOMINGDALE BORO.	1	64,439.00	41,725.22		33,490.94	42,760.00	50,000.00	479,215.22	451,240.94
	BLOOMINGDALE BORO.	2		653,341.92		731,213.00	7,500.00	6,750.00	653,341.92	795,268.00
	HALEDON BORO.	1	22,000.00	590,997.09	22,314.74	660,490.00	53,712.52	4,000.00	642,311.83	718,562.52
	HAWTHORNE BORO.	1	123,400.00	1,100,355.15		1,140,110.30	48,080.66	30,000.00	1,247,956.15	1,216,241.46
	RINGWOOD BORO.	1	32,500.00	741,413.59		43,742.71	302,900.00	37,022.16	790,910.59	836,664.87
	TOTOWA BORO.	1	23,000.00	600,063.29		602,543.11	47,747.71	10,000.00	691,056.29	860,095.82
	TOTOWA BORO.	2		77,033.62		75,033.30	3,933.00		37,088.68	39,018.30
	WANANJIE BORO.	1	102,200.00	551,516.64		475,200.00	113,300.00	45,000.00	690,716.64	637,200.00
	WAYNE TWP.	1	300,000.00	5,262,577.54		4,965,229.00	392,743.31	10,000.00	5,762,577.54	4,964,972.81
	WAYNE TWP.	2		8,310,167.20		4,479,711.57	3,341,129.04	487,311.00	3,318,167.20	8,308,351.58
S A L E M	WEST PATERSON BORO.	1	11,373.45	393,343.56		391,208.06	2,500.00		407,719.01	393,508.06
	ELMER BORO.	1	10,250.00	142,479.90		73,238.90	58,962.45	10,500.00	153,229.90	144,761.35
	OLDMANS TWP.	1		10,271.00	3,372.00	10,270.00	1,859.00	1,000.00	13,573.00	13,759.00
	PENNSVILLE TWP.	1		98,455.00		772,250.00	31,770.00	120,000.00	987,458.00	924,020.00
	SALEM CITY	5	100,459.00	1,190,112.12		721,500.00	74,959.00	200,000.00	1,296,578.19	996,459.00
	WOODSTOWN BORO.	1	23,781.87	192,270.64		127,575.00	19,096.57	43,000.00	206,052.51	189,781.87
	BEDMINSTER TWP.	2		13,260.00		15,770.00		13,500.00	265,078.08	172,260.00
	BRANCHBURG TWP.	2		104,000.00		723,356.00	125,517.54	81,650.00	1,185,728.18	1,001,023.66
	BRIDGEWATER TWP.	2	1,274,360.64	4,197,441.53		3,816,111.24	1,138,032.70		5,472,322.17	4,954,143.94
	FRANKLIN TWP.	1	523,293.00	3,531,456.04		2,691,547.00	154,834.92	714,604.00	4,057,779.34	3,550,985.92
S O M E R S E T	GREEN BROOK TWP.	2	104,095.33	170,547.75		214,095.33		80,000.00	274,643.08	294,095.33
	* GREEN BROOK TWP.	0	140,512.08	81,860.72		52,350.83	113,161.25	54,000.00	222,372.80	219,512.08
	MANVILLE BORO.	1	121,294.35	540,083.93		723,773.34	73,443.75		661,380.28	757,177.59
	MONTGOMERY TWP.	2		513,793.93		349,211.00		50,100.00	513,793.93	399,311.00
	NORTH PLAINFIELD BORO	2	140,000.00	511,057.50		570,720.00	45,240.00	40,000.00	651,057.80	655,596.00
	PEAPACK GLADSTONE BOR	2		343,403.29		223,918.00	77,722.50	15,000.00	348,403.29	321,640.50
	ROCKY HILL BORO.	5		123,177.19		55,417.52	14,398.75	17,100.00	123,177.18	96,916.34
	SOMERVILLE BORO.	2		1,511,238.86		1,429,958.07			1,511,238.86	1,429,958.07
	ANDOVER BORO.	1	2,961.30	32,135.57		29,961.30		5,000.00	35,096.97	35,961.30
	BRANCHVILLE BORO.	1	4,400.00	65,087.46		45,400.00		12,000.00	69,487.46	57,800.00
S U S S E X	FRANKLIN BORO.	5	195,325.00	1,234,153.42		975,730.00	591,529.00	392,000.00	2,129,979.42	1,956,229.00
	HAMSBURG BORO.	5	150,919.00	774,495.90		442,017.00	271,901.16	3,000.00	925,414.90	716,918.16
	NEWTON TOWN	5	297,345.00	1,233,944.20		640,474.00	96,202.65	338,971.00	1,536,289.20	1,075,647.65
	OGDENSBURG BORO.	1	25,027.00	167,258.07		157,227.00	45,775.00	6,400.00	194,015.07	209,402.00
	SPARTA TWP.	1	25,000.00	947,337.54		677,770.00	24,233.39	103,900.00	972,337.58	835,903.39
	SPARTA TWP.	2		25,367.32		29,260.00			25,367.82	29,200.00
	STANHOPE BORO.	1	10,240.00	299,324.77		157,347.00	91,922.00	6,000.00	309,564.80	255,269.00
	STANHOPE BORO.	2	50,755.00	463,243.25		304,397.00	133,770.86	6,000.00	513,998.25	494,167.86
	SUSSEX BORO.	5	42,229.00	517,863.31		231,300.00	92,299.00	333,000.00	660,862.81	656,599.00
	CLARK TWP.	9	2,103.33	251,555.09		95,700.00	66,408.33	25,000.00	253,663.42	187,108.33
U N I O N	CRANFORD TWP.	9	21,193.00	938,344.09		690,621.00	155,694.83	52,050.00	960,037.09	895,365.83
	ELIZABETH CITY	1	635,675.05	3,907,327.55		6,114,675.05		320,000.00	6,543,062.60	6,434,675.05
	ELIZABETH CITY	2	641,301.17	5,673,169.66		4,319,301.17	1,206,922.83	596,500.00	6,314,470.83	6,123,224.00
	HILLSIDE TWP.	9	12,392.24	136,036.33		129,757.00	11,823.00		148,928.57	141,580.00
	MOUNTAINSIDE BORO.	9	34,000.00	154,249.79		107,465.00		46,750.00	190,249.79	154,215.00
	PLAINFIELD CITY	2	602,595.00	1,671,579.31	500,000.00	1,374,095.00	86,138.40		2,332,174.81	2,160,233.40

* Sewer #2

TABLE 12: FINANCES OF MUNICIPALLY OPERATED UTILITIES - CONTINUED

		SURPLUS ANTICIPATED	OPERATING FROM PROPERTY INCOME TAXES	SURPLUS TO MUNICIPALITY	OPERATING COSTS	DEBT SERVICE	CAPITAL IMPROVEMENTS	TOTAL REVENUE	TOTAL EXPENDITURES
U N I O N	* PLAINFIELD CITY	0	270,000.00	16,967.63	212,167.19			499,134.82	547,979.25
	RAHWAY CITY	1	27,273.00	2,988,400.00	2,140,502.00	340,225.00	50,000.00	3,036,206.00	2,534,447.00
	ROSSELLE PARK BORO.	2	75,000.00	120,827.57	368,102.00			395,627.87	363,822.00
	SPRINGFIELD TWP.	1	11,500.00	12,451.44	191,100.00		2,000.00	209,951.94	193,000.00
	SUMMIT CITY	2	200,000.00	1,112,841.34	1,317,975.71	91,270.40	60,000.00	1,332,881.59	1,469,806.53
	UNION TWP.	2	113,000.00	1,45,120.89	1,772,541.95	121,679.17		2,008,188.39	1,961,221.08
	WESTFIELD TOWN	1	44,700.00	358,583.31	251,300.00	73,303.37	33,000.00	401,369.31	367,603.37
	ALPHA BORO.	1	42,900.00	115,623.70	179,840.00	32,593.92		165,593.72	161,777.99
	ALPHA BORO.	2	75,000.00	370,102.15	221,110.00	45,135.00	5,000.00	346,197.15	344,995.00
	ALPHA BORO.	1		52,555.75	62,465.40			52,535.75	60,496.42
W A R R E N	BELVIDERE TOWN	2	81,000.00	565,579.25	437,511.00	171,333.37	10,000.00	647,670.25	638,344.33
	BELVIDERE TOWN	1	10,000.00	53,077.50	57,900.00		4,000.00	63,077.80	56,952.00
	BLAIRSTOWN TWP.	1		10,885.50	37,359.44			35,865.50	37,309.44
	LOPATCONG TWP.	2	59,308.30	420,026.55	522,229.35	22,401.54	30,000.00	549,335.45	581,230.70
	OXFORD TWP.	2	134,350.00	323,100.45	23,450.00	25,722.00	25,000.00	658,150.45	144,172.00
	PHILLIPSBURG TOWN	2		2,137,274.13	1,557,640.07	121,106.36	427,000.00	2,537,254.13	2,187,968.43
	POHATCONG TWP.	2	405,332.74		221,500.50		10,000.00	403,302.74	301,622.58

* Transfer Station

Total 1988	78,510,324	553,240,516	2,462,736	6,812,720	457,556,686	109,978,080	36,260,716	634,213,576	610,608,102
Total 1987	64,319,565	515,063,302	2,189,574	6,451,750	397,517,491	94,523,204	32,205,249	581,572,441	530,697,694
Total 1986	63,326,132	472,775,464	1,245,889	10,319,591	360,816,116	79,979,428	21,788,416	537,347,485	472,903,555
Total 1985	49,175,037	431,306,158	2,064,481	6,323,010	333,315,233	79,752,813	25,885,390	483,087,515	445,276,446
Total 1984	38,720,592	406,797,003	2,374,489	4,820,319	315,871,663	67,597,489	22,203,117	447,892,088	410,492,589
Total 1983	33,261,336	364,243,300	3,275,784	4,294,235	286,148,618	64,623,682	13,291,535	402,859,420	368,358,074
Total 1982	31,467,423	322,568,258	3,112,712	3,723,156	268,185,615	58,025,041	21,048,241	357,148,393	350,982,054
Total 1981	31,386,307	291,503,018	3,285,480	1,989,937	252,777,197	51,441,463	11,042,409	326,158,506	317,251,010

TABLE 13

1988 COUNTY LOCAL HEALTH SERVICES TAX (R.S. 26:3A2-19)

These property taxes are levied in each municipality which provides local health services through agreement with the County Health Department, pursuant to the Local Health Services Act of 1975 and comprise the annual operating budget of the County Health Department.

1988 COUNTY VOCATIONAL SCHOOL TAX (R.S. 18A:54-16.5)

These property taxes are levied pursuant to Chapter 30, Laws of 1977 for support of the County Vocational School only in third class counties with population between 70,000 to 120,000.

COUNTY LOCAL HEALTH SERVICES TAXATLANTIC COUNTY

Absecon City	\$ 66,098.82
Brigantine City	207,019.40
Buena Borough	22,690.33
Buena Vista Twp.	41,938.45
Corbin City	2,952.06
Egg Harbor City	23,754.53
Egg Harbor Twp.	219,717.87
Estell Manor Twp.	11,824.51
Folsom Boro.	13,834.11
Galloway Twp.	162,938.92
Hamilton Twp.	140,821.76
Hammonton Town	97,551.26
Linwood City	74,267.81
Longport Boro.	78,403.94
Margate City, City	212,988.12
Mullica Twp.	37,396.31
Northfield City	77,742.44
Pleasantville City	86,070.73
Port Republic City	8,841.82
Somer Point City	109,719.14
Ventnor City, City	188,504.28
Weymouth Twp.	<u>10,402.39</u>

ATLANTIC COUNTY TOTAL \$ 1,895,479.00

CUMBERLAND COUNTY

Bridgeton City	\$ 161,800.95
Commercial Twp	44,874.17
Deerfield Twp.	36,786.29
Down Twp.	27,442.11
Fairfield Twp.	47,217.53
Greenwich Twp.	18,274.03
Hopewell Twp.	60,741.35
Lawrence Twp.	36,381.48
Maurice River Twp.	55,912.21
Millville City	374,424.31
Shiloh Boro.	6,699.71
Stow Creek Twp.	21,591.23
Upper Deerfield Twp.	<u>131,034.63</u>

CUMBERLAND COUNTY TOTAL \$ 1,023,180.00

MONMOUTH COUNTY

Allentown Boro	\$ 5,391.80
Asbury Park City	26,649.44
Atlantic Highland Boro.	18,039.60
Avon-by-the Sea Boro.	13,913.85
Belmar Boro.	25,224.89
Englishtown Boro.	3,502.23
Farmingdale Boro.	3,925.97
Howell Twp	120,356.41
Keansburg Boro	36,777.27
Manasquan Boro	36,438.22
Marlboro Twp.	129,387.68
Neptune Twp.	88,439.94
Neptune City Boro.	13,374.72
Roosevelt Boro.	2,472.76
South Belmar	6,429.15
Wall Twp.	<u>99,683.07</u>

MONMOUTH COUNTY TOTAL. \$ 630,007.00

TABLE 13 (con't)

COUNTY LOCAL HEALTH SERVICES TAX1988 COUNTY VOCATIONAL SCHOOL TAXOCEAN COUNTY

Barnegat Twp	\$ 39,662.55
Barnegat Light Boro.	30,537.32
Bay Head Boro.	38,449.09
Beachwood Boro.	31,253.27
Berkeley Twp.	197,945.56
Brick Twp.	395,661.54
Dover Twp.	515,880.32
Eaglewood Twp.	7,139.88
Island Heights Boro.	10,531.56
Jackson Twp.	125,441.26
Lacey Twp.	126,808.83
Lakehurst Boro.	6,034.97
Lakewood Twp.	159,450.81
Lavalette Boro.	62,191.37
Little Egg Harbor Twp.	63,597.78
Manchester Twp.	164,486.26
Mantoloking Boro.	36,031.12
Ocean Twp.	31,060.55
Ocean Gate Boro.	8,652.35
Pine Beach Boro.	10,556.31
Plumsted Twp.	18,157.71
Pt. Pleasant Boro.	123,134.31
Pt. Pleasant Beach Boro.	63,186.08
Seaside Heights Boro.	30,982.77
Seaside Park Boro.	37,957.52
Ship Bottom Boro.	35,992.43
S. Toms River Boro.	8,636.60
Statford Twp.	107,581.62
Tuckerton Boro.	<u>12,998.26</u>

OCEAN COUNTY TOTAL \$ 2,500,000.00SUSSEX COUNTY

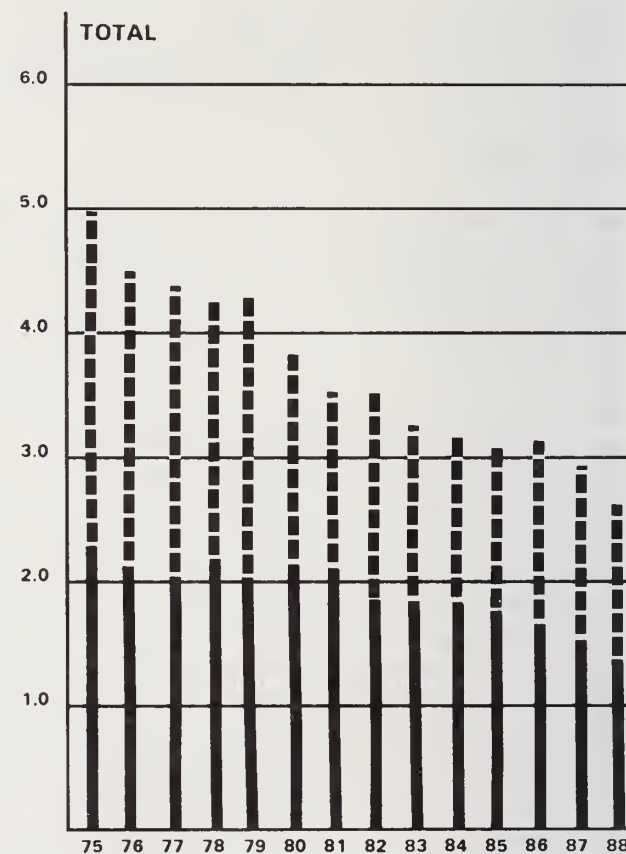
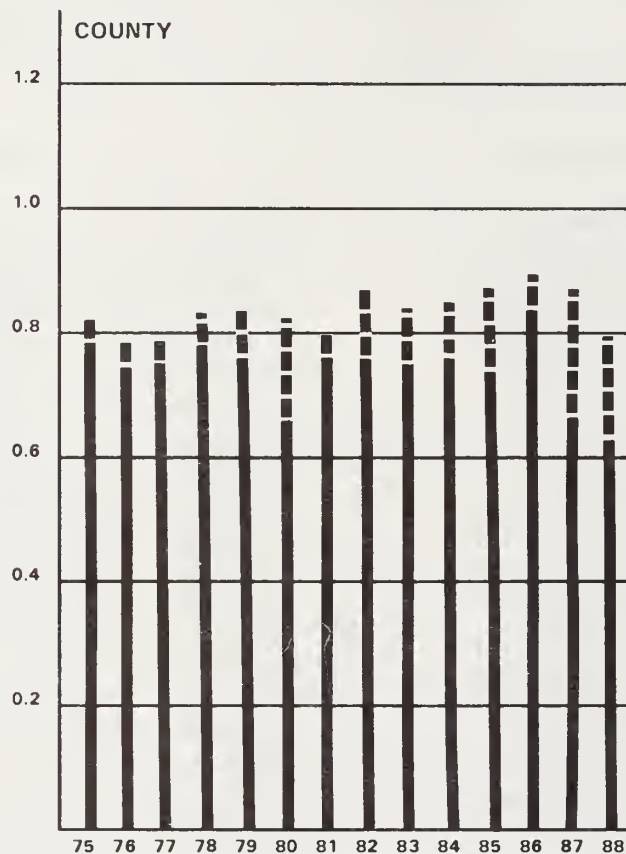
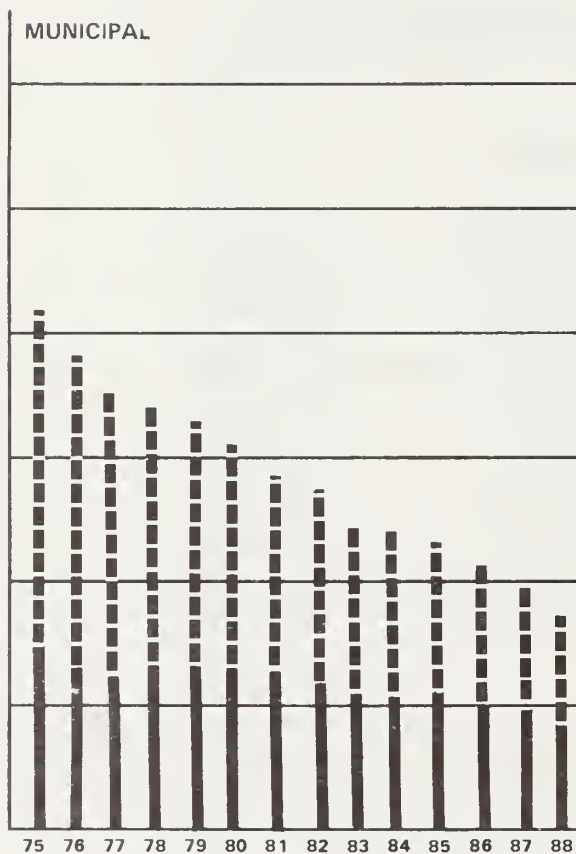
Andover Boro.	\$ 9,312.49
Andover Twp.	72,460.10
Branchville Boro.	16,167.45
Frankford Twp.	76,213.18
Franklin Boro.	50,387.13
Fredon Twp.	38,887.11
Green Twp.	44,420.70
Hamburg Twp.	24,547.06
Hampton Twp.	59,291.85
Hardyston Twp.	71,154.30
Lafayette Twp.	31,896.68
Montaque Twp.	38,058.08
Newton Town	72,042.37
Ogdensburg Boro.	22,814.94
Sandyston Twp.	24,461.19
Stanhope Boro.	41,948.59
Stillwater Twp.	49,594.38
Sussex Boro.	18,384.59
Walpack Twp.	689.15
Wantage Twp.	<u>111,251.66</u>

SUSSEX COUNTY TOTAL \$ 873,983.00HUDSON COUNTY

East Newark Boro.	\$ 40,339.92
Guttenburg Town	225,811.10
Harrison Town	298,795.85
Hoboken City	750,558.07
Jersey City, City	2,774,193.37
Kearny Town	885,498.88
North Bergen Twp.	1,074,526.58
Secaucus Town	967,149.85
Union City, City	615,201.27
Weehawkin Twp.	300,442.17
West New York Town	<u>492,280.44</u>

HUDSON COUNTY TOTAL \$ 8,424,797.50

DEBT TRENDS OF NEW JERSEY MUNICIPALITIES AND COUNTIES*



	GROSS	NET
1975	4.13	1.53
1976	3.70	1.40
1977	3.53	1.37
1978	3.39	1.39
1979	3.25	1.37
1980	3.07	1.33
1981	2.81	1.33
1982	2.68	1.21
1983	2.41	1.11
1984	2.31	1.10
1985	2.25	1.09
1986	2.18	1.08
1987	1.92	.99
1988	1.78	.89

	GROSS	NET
1975	.83	.79
1976	.77	.73
1977	.78	.74
1978	.83	.79
1979	.82	.76
1980	.81	.75
1981	.79	.74
1982	.86	.76
1983	.83	.75
1984	.84	.73
1985	.87	.71
1986	.92	.72
1987	.90	.67
1988	.80	.61

	GROSS	NET
1975	4.96	2.32
1976	4.47	2.13
1977	4.31	2.11
1978	4.22	2.18
1979	4.07	2.13
1980	3.88	2.08
1981	3.60	2.07
1982	3.54	1.97
1983	3.24	1.86
1984	3.15	1.83
1985	3.12	1.80
1986	3.10	1.80
1987	2.82	1.66
1988	2.58	1.50

*EXPRESSED AS % OF EQUALIZED VALUATION BASIS (A 3-YEAR AVERAGE OF EQUALIZED VALUATION.)

■ ■ ■ GROSS
& NET
■ NET

STATUTORY FORMS OF GOVERNMENT OF LOCAL UNITS OF NEW JERSEY

On each municipal page, under the name of the local unit, there appears the statutory form of government. An explanation of the various forms presently in operation are as follows:

Borough - an elected council usually consisting of six members with both administrative and policy making powers and an elected mayor with limited authority for administration.

Commission - (commonly referred to as the Walsh Act) is comprised of an elected governing body of three or five members (determined by population class). This body has both legislative and administrative authority.

Township Committee - an elected governing body usually consisting of three or five members with legislative and administrative authority.

Town Council - structurally similar to the borough form with a separately elected mayor and council deviating in size according to the number of wards.

Village - an elected body of five trustees with both legislative and administrative authority. (There are only (3) villages in the State at present.)

Mayor-Council - includes referendum charter forms authorized between 1897 and 1908 and special charters approved by the Legislature. Its constituency varies in size.

Council Manager Act of 1923 - an elected body of five, seven, or nine members which appoints its mayor and other officers. It appoints a municipal manager who is given authority to administer the local unit.

OPTIONAL MUNICIPAL CHARTER LAW OF 1950

Council-Manager - an elected policy-making council of five, seven or nine members (at discretion of voters) which appoints its mayor, a municipal clerk and a municipal manager who has authority and responsibility for overall municipal administration. This form differs from the 1923 form in the greater degree of discretion in both council representation and administrative organization.

Mayor-Council - an elected policy-making body of five, seven or nine members (voter's option) and a separately elected mayor with authority and responsibility for overall administration including the appointment of a business administrator to direct the department of administration required under this plan.

Small Municipality - an elected policy-making body of three, five or seven members including a mayor elected by the voters or the council who has authority for overall administration of the unit. This form of government is limited to units with less than 12,000 persons.

OPTIONAL COUNTY CHARTER LAW OF 1972

County Executive Plan - an elected board of chosen freeholders of five, seven or nine members and an elected county executive who is authorized to supervise, direct and control all county administrative departments.

County Manager Plan - an elected board of chosen freeholders of five, seven or nine members and an appointed county manager who is authorized to supervise, direct and control all county administrative departments.

County Supervisor Plan - an elected board of chosen freeholders of five, seven or nine members and an elected county supervisor. The legislative power is vested in the board of chosen freeholders; the executive power is exercised by the county supervisor.

County Board President Plan - an elected board of chosen freeholders of five, seven or nine members who elect a board president who presides at board meetings and oversees the work of the appointed administrator.

GLOSSARY

- ANNUAL BUDGET: the governing body of each local unit is required by law to adopt a budget for each calendar year. The law is N.J.S. 40A:4-1 et seq., known as the "local budget law." Every municipality and county in New Jersey operates on a full cash basis.
- ANNUAL DEBT STATEMENT: sworn statement filed by law by the chief financial officer of the local unit, attesting to the debt condition of the local unit. The law is N.J.S. 40A:2-1 et seq., known as the "local bond law."
- ASSESSED VALUATION: the proportional value of property assessed for real property taxation as determined by the local assessor whose jurisdiction extends over a municipal area. (see Net Valuation Taxable.)
- ASSESSMENT OF TAXES: the process of levying property taxes proportioned to property value. The expenditure report line with this title includes expenditures incurred for supervision and maintenance of appraisal and assessment records, tax map preparation and maintenance, revaluation programs, and other activities of the local assessor and the County Board of Taxation.
- AUTHORITIES: corporate public agencies created to perform specific functions within a local unit or region. Authorities have power to levy and collect service charges, incur debt, and operate autonomously.
- AUTHORITY DEBT: indebtedness of an authority outstanding on the date specified.
- BANK CORP. TAX: applies to all banks and banking associations, organized under the authority of New Jersey and whose principal place of business is New Jersey. This tax was a county and municipal tax prior to 1970. The rate was increased from 3/4% to 1 1/2% in 1970 on the value of common and preferred stock, and provision was made for the distribution of 1/2 the proceeds to state for general state purposes, the other half is equally divided by the county and municipality in which the bank(s) is located. Recently enacted legislation (c. 170 P.L. 1975) repeals the Bank Stock Tax Act and renders banks taxable under the Corporation Business Tax Act. Banks will be taxable upon their net income and net worth as in the case of corporations commencing in 1976. Distribution of this tax remains unchanged.
- BOND ORDINANCE: an ordinance adopted by the governing body of the local unit providing for the authorization of bonded indebtedness and repayment obligations under N.J.S. 40A:2-1 et seq., known as the "local bond law."
- BOND RATINGS: the credit rating assigned to a municipality or county by two agencies recognized as experts in the field of appraisal of local government finances. It will be noted that all local units are not rated. At present, both services--Moody's and Standard and Poor's--when a bond issue is sold and if the local unit does not contract with either of the two rating organizations for a credit rating, the rating previously given is withdrawn.
- CAPITAL DEBT: the long-term or short-term indebtedness authorized by bond ordinance for expenditures of a capital nature.
- CAPITAL DEBT ISSUED AND OUTSTANDING: principal amount of all capital debt issued and unpaid on the date specified.
- CAPITAL IMPROVEMENTS: the capital improvement expenditure data in this report includes: down payments on improvements (a 5% down payment is required in the "local bond law" when making an appropriation for improvement by ordinance), "Capital Improvement Fund" (which may be used to provide the necessary down payment or may be used to finance the improvement in whole or in part through an ordinance appropriation), and other capital improvement appropriations for capital projects or items of equipment such as fire engines, road scrapers, ambulances, etc.
- CAPITAL OUTLAY: expenditures by ordinance or budget appropriation for the construction, purchase, or improvement of fixed assets such as buildings and equipment, parks and playgrounds, vehicular equipment, streets, roads, sidewalks, storm sewers, etc. (See list of Capital Outlay on individual pages of local units.)

CASH BASIS BUDGET: a balanced budget, showing that there will be sufficient cash collected during the year to meet all debt service requirements, necessary operations of the local unit, and any mandatory payments required.

CHIEF FINANCIAL OFFICER: means the Director of Revenue and Finance, Comptroller, Treasurer, Collector or other financial officer of a municipality, or the treasurer of a county.

CORRECTIONAL AND PENAL: emergency shelters for minors accused of a crime: penitentiaries, jails, and detention houses.

COUNTY: a local unit of government governed by a Board of Chosen Freeholders. The County is responsible for welfare, education, tax assessment, elections, etc. (There are 21 counties in New Jersey.)

COUNTY EQUALIZATION RATIO: the equalization ratio used by the County Board of Taxation to calculate column 11 of the County Abstract of Ratables.

COUNTY EXTENSION SERVICES: farm and home demonstrations, 4-H Clubs, and related activities.

COUNTY TAXES: the amount paid by the municipality to the county for the municipal share of the county tax levy as apportioned by the County Board of Taxation.

CURRENT FINANCES: the current financial position of a local unit as reflected in its condensed current fund balance sheet for the fiscal year reported.

DEBT LIMITATION: the statutory debt limit in New Jersey is 3 1/2% for municipalities and 2% for counties, computed on the "equalized valuation basis."

DEBT SERVICE: the payment made by the local unit of the principal, interest and other charges on the obligations issued by it whether temporary or permanent.

DEDUCTIONS (FROM GROSS DEBT TO CALCULATE NET DEBT): the "local bond law" defines the methods for calculating the deductible portion of gross capital debt. All school debt within the statutory limit is deductible. All self-liquidating or utility debt is deductible if the utility is self-sustaining. If the utility is not self-sustaining, the operating deficit is capitalized at 5% and becomes a charge against the debt limit of the municipality. The deductions from other debt come about through funds on hand, accounts receivable, and similar specific items allowable as deductions. Also bonds authorized by another Public Body to be guaranteed by the municipality are deductible.

DEFERRED CHARGES: unbudgeted expenditures, payment of prior year's bills, deferred charges to future taxation.

DELINQUENT TAXES: all taxes unpaid at the close of the year.

DISTRICT SCHOOL TAXES: payments to the local school district, regional school district and consolidated school district for the support of the school budget.

EFFECTIVE TAX RATE: the effective tax rate is the tax rate which would apply if the property taxed were assessed at true value. Because New Jersey defines true value as market value, and conducts a statistically designed sales ratio program in order to calculate state promulgated equalization ratios, the effective property tax rate for New Jersey municipalities is the general tax rate multiplied by the equalization ratio.

ENVIRONMENTAL INSPECTION AND CONTROL: the expenditure line in this report includes these activities: code enforcement; building inspection; plumbing inspection; electrical inspection; elevator inspection; gas inspection; air conditioning inspection; heating plant inspections; housing and rooming house inspection; air pollution control; water pollution control; and sanitary inspections of nursing homes, hotels, motels, and trailer camps.

EQUALIZATION RATIO: the ratio of assessed value to true (market) value of real property.

EQUALIZED VALUATION: the true (market) value of real property, calculated by dividing the assessed value by the equalization ratio (see also State Equalized Value).

EQUALIZED VALUATION BASIS: the average of the three (3) preceding years of the sum total of: (a) the aggregate equalized valuations of real property as certified in the Table of Equalized Valuations published by the Director of the Division of Taxation of the Department of the Treasury on October 1, of each year; and (b) the assessed valuation of Class II railroad property as set forth in the Table of Equalized Valuations referred to in (a) above.

EXPENDITURES: actual cash disbursements plus amounts reserved to meet bills incurred during the year but unpaid at the close of the calendar year.

FISCAL YEAR: the fiscal year of all New Jersey counties and municipalities is the calendar year.

GENERAL TAX RATE: the general tax rate is the rate applied to the net taxable assessed valuation of a municipality to yield the required tax levy. It is the rate shown on the County Abstract of Ratables and on the tax bill. Because of varying assessment practices, it is a rate which has no meaning in comparative tax rate studies.

GROSS DEBT: includes all bonds and notes authorized or guaranteed by a local unit or a school district, whether or not issued. Does not include tax anticipation notes, emergency notes, special emergency notes, or utility revenue notes.

HEALTH SERVICES EXCEPT ENVIRONMENTAL: the municipal expenditure line in this report includes these activities: health boards and departments; physicians; visiting nurses; morgues; vital statistics; disease control; food; drug; food handling inspections; public baths; municipal child evaluation centers; municipal deprived children care; contributions to health organizations; narcotics centers; diagnostic centers; mental health and similar activities. The county expenditure line includes those of these activities not reported as a separate activity.

HUMAN RESOURCES: the expenditure line in this report includes activities such as those for youth, aging, Senior Citizens, child care centers, anti-poverty programs, head-start programs, etc.

LAND RECLAMATION AND CONSERVATION: the municipal expenditure line in this report includes these activities: water policy and conservation; flood prevention and damage; and conservation of natural resources.

LINE ITEM: a budget line item is an appropriation or a specific anticipated revenue. A property line item is an entry on the tax rolls.

LOCAL PURPOSE TAXES: the amount of taxes assessed to support the municipal budget (i.e. to operate and maintain the municipality and provide for municipal debt service.)

LOCAL UNIT: a county or municipality.

MOODY RATING: the Moody Rating is the credit rating given by the Moody's Investors Service.

MUNICIPAL FUNCTIONS: expenditures necessary to operate the municipality and provide the services required.

MUNICIPAL PUBLIC UTILITY: an agency created to perform specific functions within a municipal, county, or regional area. Operations are separate and distinct from the local unit, but not autonomous with respect to it. There are fifteen types of municipal utilities in New Jersey: water, sewer, airport, beach, water and sewer, harbor, electric, parking, swimming pool, country club, golf course, park, recreation, sanitation and transfer station.

MUNICIPALITY: a municipal corporation (there are no unincorporated territories in New Jersey). The name of a New Jersey municipality (i.e., city, town, township, borough or village) does not indicate size, population or form of government.

NET DEBT: the amount of authorized debt remaining after statutory deductions are taken. The present law limits the amount of net debt for municipalities to 3 1/2% of equalized valuation basis for the sum of municipal and school debt. The present law limits the amount of net debt for counties to 2% of equalized valuation basis.

NET VALUATION ON WHICH COUNTY TAXES ARE APPORTIONED: this figure is taken from column 11 of the County Abstract of Ratables. It includes the County equalization of net valuation taxable, plus several statutory adjustments, plus an equivalent valuation for the business personalty taxes collected and replaced by the State.

NET VALUATION TAXABLE: the assessed valuation of real property excluding Class II railroad property, over which property taxes are levied. Telephone and telegraph equipment are assessed locally, and are included in this figure.

OTHER JUDICIAL: court attendants and services of court reporters.

OTHER PUBLIC WORKS: the expenditure line in this report includes these activities: motor vehicle maintenance and fueling; public works equipment purchase and maintenance; general administration of public works; recreational flying fields; transportation capital expenditures; marine and harbor improvements; water system and improvements; feasibility studies; and purchase of municipal utilities.

OTHER REVENUES, REVENUE SHARING TAX EFFORT: includes realized alcohol beverage licenses, interest and costs on taxes and building permits, as well as any other miscellaneous licenses and permits reported in budget.

PARCEL: a parcel is a piece of property entered on the tax map as one unit and carried on the tax rolls for assessment and tax collection purposes as one unit.

PER CAPITA FIGURES: computations are based upon the estimated population for the report year. Care should be taken in using these figures for comparative purposes, since all services included are not necessarily provided to the residential population for the report year. Future research is planned to find a better measurement for cost comparisons.

PLANNING, HOUSING AND DEVELOPEMNT: the expenditure line in this report includes these activities: zoning; urban renewal; housing; planning; economic development; industrial commissions; physical rehabilitation; model cities programs; boards of adjustment; tidelands and meadowlands development; urban development; and community planning.

POPULATION: The July 1, 1988 State of New Jersey Department of Labor and Industry estimated population figures including all amendments made to the official 1980 Census of population conducted by the U.S. Department of Commerce, Bureau of Census.

PROPERTY ACQUIRED BY DEED OR FORECLOSURE: (often referred to as foreclosed property.) When property taxes are unpaid, the collector is required by law to sell the property for non-payment of taxes. If there is no outside purchaser, the property is acquired by the municipality and the tax title lien is vested in the municipality. After 6 months from the date of the tax title lien sale, the municipality is permitted by law to foreclose the property owner's right of redemption of the lien and, thus, acquire title to the property.

RATABLE: a ratable is a taxable parcel of real property.

RESERVE FOR UNCOLLECTED TAXES: an item in the municipal budget which is designed to insure the municipality sufficient cash with which to carry out its functions after providing in full to other government units--local schools, county and special districts. This reserve becomes a tax levy added to the tax levy required to meet the budget, and represents the amount of tax monies expected to remain uncollected at the end of the year, based on the collection level of the previous year.

REVENUES: monies which were received during the calendar year. Surplus revenue may be in part offset by deferred charges and State Aid may be represented by State funds set aside as a reserve but not yet paid over.

SPECIAL DISTRICTS: independent governmental corporations created within a local municipal unit to provide definite functions and having power to tax, impose service charges and incur debt. They are autonomous, and their officials are usually elected, not appointed.

STANDARD AND POOR RATING: the Standard and Poor Rating is the credit rating given by the Standard and Poor Company.

STATE AID: revenues represent amounts received from the State under the several State Aid programs authorized by the State Legislature. These include State road aid, highway lighting, building allowances for Type I Schools and others.

STATE AND LOCAL FISCAL ASSISTANCE ACT OF 1972 (REVENUE SHARING): in general, funds received by units of local government from the federal government, and may be used only for priority expenditures, maintenance and operating expenses for (1) public safety, environmental protection, public transportation, health, recreation, libraries, social services for the poor and aged, and financial administration; (2) ordinary and necessary capital expenditures authorized by law. These utilizations are included in the report.

STATE EQUALIZATION RATIO: the equalization ratio promulgated by the Director of the Division of Taxation on October 1st of each year.

STATE EQUALIZED PROPERTY TAX RATES: derived by multiplying the general tax rate by the ratio of assessed value to true value (see table).

STATE EQUALIZED VALUE: the item reported in this report is calculated by dividing the net valuation taxable by the State Equalization Ratio to arrive at true value.

STATE EQUALIZED VALUATION: is promulgated by the Director of Taxation and represents a uniform computation of property value by formula designed to provide equitable distribution of State Aid programs.

STATUTORY: this term is used to identify a situation established by law. For example: a statutory expenditure is one required by law.

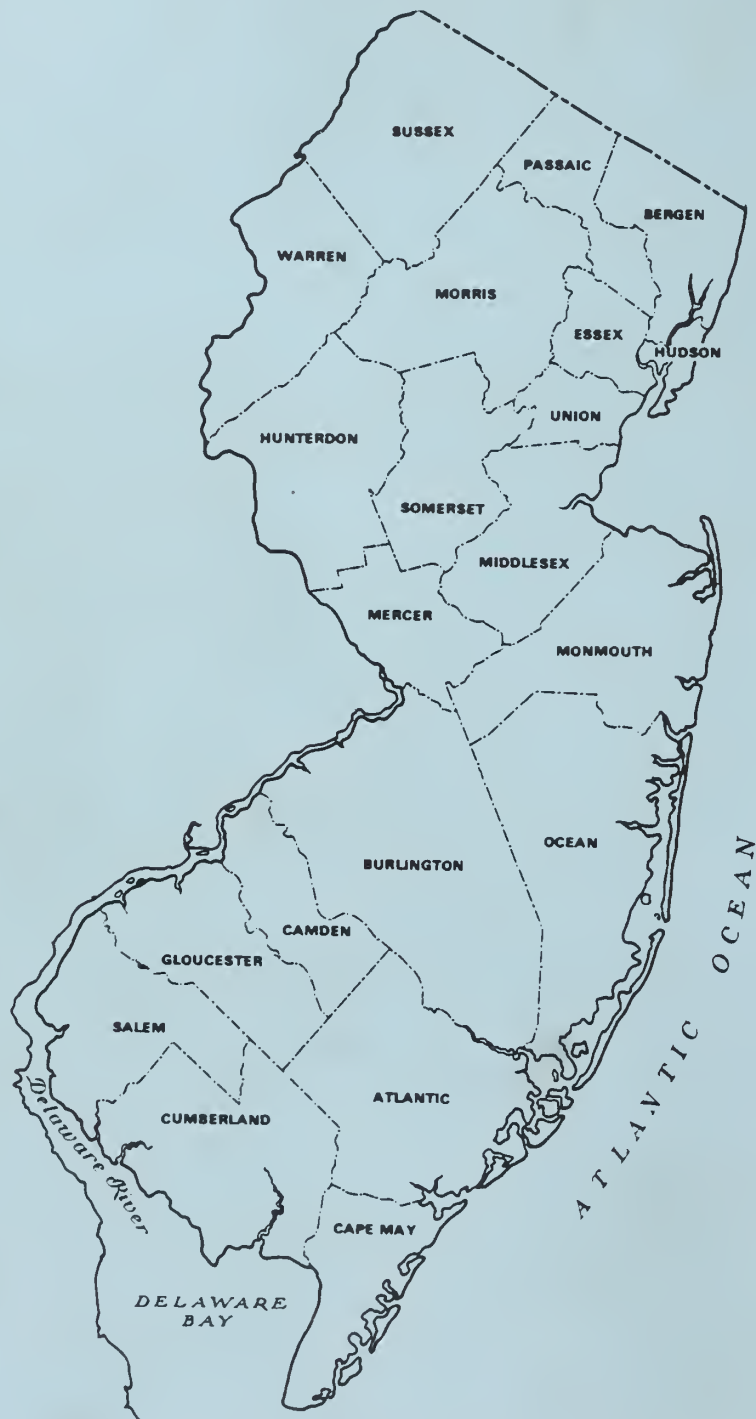
TAX RATE: means the general tax rate applicable to all taxable property. It is derived by dividing the total tax levy by the net valuation taxable. All tax rates shown are based upon \$100 valuation.

TAX TITLE LIENS: this asset is created as a result of sale by municipality for non-payment of real estate taxes, delinquent assessments, utility charges or special district taxes.

TYPE I SCHOOL DEBT SERVICE: the amount of principal and interest included in the budget of the municipal corporation for payment of debt for school structures in Type I (formerly called Chapter VI) School Districts.

VETERAN AND SENIOR CITIZEN TAXES: veterans and senior citizens receive a special property tax deduction on their tax bill in the amount of \$50 for veterans and \$160 for senior citizens. Taxes were formerly levied by the municipalities to cover the costs of these deductions, with State reimbursement for one-half of the allowed deductions. In 1976, the State assumed this obligation in its entirety; taxes are no longer levied by municipalities for these deductions.

WEIGHTS AND MEASURES: county and local inspections of weighing and measuring equipment and related law enforcement.



Prepared by
NEW JERSEY DEPARTMENT OF COMMUNITY AFFAIRS
DIVISION OF LOCAL GOVERNMENT SERVICES
101 SOUTH BROAD STREET, CN 803
TRENTON, NEW JERSEY 08625-0803
Telephone: 1-609-633-6345

