

DELAWARE RIVER
JOINT TOLL BRIDGE COMMISSION
MINUTES
MEETING OF SEPTEMBER 27, 2021

DELAWARE RIVER JOINT TOLL BRIDGE COMMISSION

MEMBERS OF THE COMMISSION

NEW JERSEY

HONORABLE MICHAEL B. LAVERY

Chairman

HONORABLE ALADAR KOMJATHY

HONORABLE GARRETT LEONARD VAN VLIET

HONORABLE LORI CIESLA

HONORABLE YUKI MOORE LAURENTI

Treasurer

PENNSYLVANIA

HONORABLE PAMELA JANVEY

Vice Chair

HONORABLE AMY ZANELLI

HONORABLE ISMAIL A. SHAHID

HONORABLE DANIEL GRACE

HONORABLE JOHN D. CHRISTY

Secretary

DELAWARE RIVER JOINT TOLL BRIDGE COMMISSION

STANDING COMMITTEES

FINANCE, INSURANCE MANAGEMENT AND OPERATIONS

PENNSYLVANIA: Grace, Shahid

NEW JERSEY: Ciesla,*, Laurenti

PROJECTS, PROPERTY AND EQUIPMENT

PENNSYLVANIA: Christy*, Zanelli

NEW JERSEY: Lavery, VanVliet

PROFESSIONAL SERVICES

PENNSYLVANIA: Grace, Janvey

NEW JERSEY: Komjathy, VanVliet*

PERSONNEL

PENNSYLVANIA: Janvey*, Grace

NEW JERSEY: Ciesla, Komjathy

AUDIT COMMITTEE

PENNSYLVANIA: Janvey, Shahid*

NEW JERSEY: Laurenti, Lavery

ADMINISTRATIVE COMMITTEE

PENNSYLVANIA: Grace, Shahid

NEW JERSEY: Ciesla, Laurenti*

Chairman and Vice Chair are Ex-Officio of All Committees

*Chairperson of Committee

DELAWARE RIVER JOINT TOLL BRIDGE COMMISSION
RECAPITULATION OF COMMITTEE MEMBERSHIP

Lavery	(1)	Ex-Officio of all Committees
	(2)	Projects, Property and Equipment
	(3)	Audit Committee
Laurenti	(1)	Finance, Insurance Management and Operations
	(2)	Audit Committee
	(3)	Administrative Committee (Chairperson)
VanVliet	(1)	Projects, Property and Equipment
	(2)	Professional Services (Chairperson)
Ciesla	(1)	Finance, Insurance Management and Operations (Chairperson)
	(2)	Personnel
	(3)	Administrative Committee
Komjathy	(1)	Professional Services
	(2)	Personnel
Janvey	(1)	Ex-Officio of all Committees
	(2)	Personnel Committee (Chairperson)
	(3)	Audit Committee
Grace	(1)	Finance, Insurance Management and Operations
	(2)	Professional Services (Chairperson)
	(3)	Personnel
	(4)	Administrative Committee
Christy	(1)	Projects, Property and Equipment (Chairperson)
Zanelli	(1)	Projects, Property and Equipment
Shahid	(1)	Finance, Insurance Management and Operations
	(2)	Audit Committee (Chairperson)
	(3)	Administrative Committee

DELAWARE RIVER JOINT TOLL BRIDGE COMMISSION

PROFESSIONAL ASSOCIATES

CONSULTING ENGINEERS

PICKERING, CORTS & SUMMERSON, INC.
Newtown, Pennsylvania

LEGAL COUNSEL

ARCHER
Philadelphia, Pennsylvania

FLORIO, PERRUCCI, STEINHARDT&CAPPELLI
Phillipsburg, New Jersey

LABOR COUNSEL

STRADLEY, RONON
Philadelphia, Pennsylvania

CHISEA, SHAHINIAN & GIANTOMASI
West Orange, New Jersey

AUDITOR

MERCADIEN, P.C.
Hamilton, New Jersey

FINANCIAL ADVISOR

ACACIA FINANCIAL GROUP
Mt. Laurel, New Jersey

COMMUNICATIONS CONSULTANT

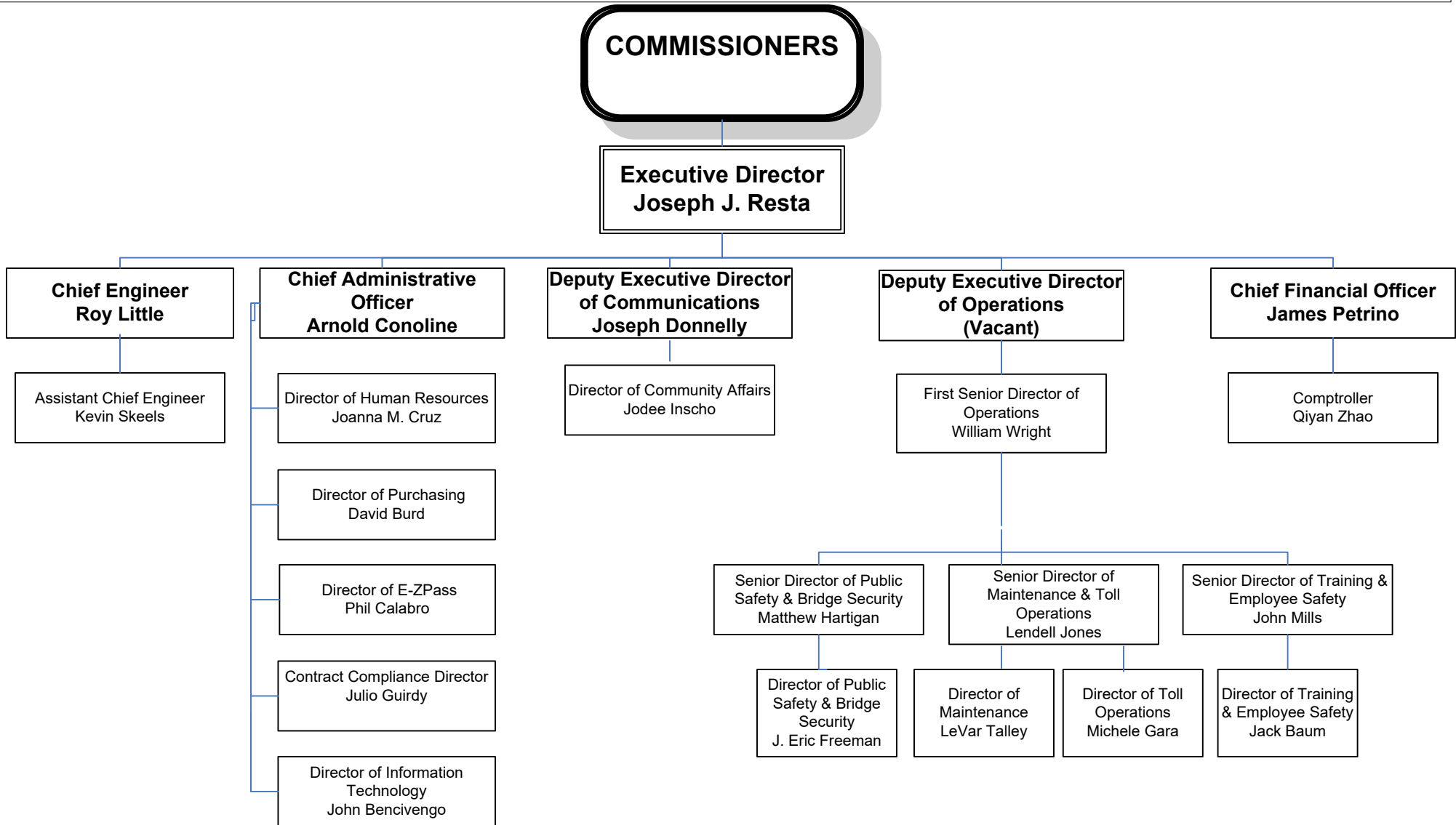
BELLVUE COMMUNICATIONS
Philadelphia, Pennsylvania

INVESTMENT ADVISOR

STONERIDGE PMG ADVISORS, LLC
Radnor, Pennsylvania

DELAWARE RIVER JOINT TOLL BRIDGE COMMISSION

ORGANIZATION CHART



DELAWARE RIVER JOINT TOLL BRIDGE COMMISSION

Meeting of September 27, 2021

INDEX TO MINUTES

	PAGE
1. Call to Order	1
2. Appearances.....	1 - 2
3. Roll Call.....	2
4. Welcome Remarks of the Executive Director	2
5. Introduction of Comments from the Public	3
6. Executive Director’s Report	3
7. Approval of Minutes for Commission Meeting Held July 26, 2021	3 - 4
8. Approval of Operations Report Month(s) of July & August, 2021	4 - 5
9. Professional Engineering Services, Traffic Engineering Consultant- 2021-2022 Annual Reports, Contract C-761A	5
10. Construction Management/Inspection Services for Northampton Street Toll Supported Bridge Rehabilitation, Contract CM-590A	6
11. Northampton Street Toll-Supported Bridge Rehabilitation, Contract TS-590A.....	7
12. Appointment of Tyler Ramsin to Human Resources Assistant	8
13. Promotion of Rachel Stocker to Toll Lieutenant- Northern Region.....	8 - 9
14. Promotion of Cameron Huffman to Toll Corporal-Northern Region.....	9 - 10

DELAWARE RIVER JOINT TOLL BRIDGE COMMISSION

Meeting of September 27, 2021

15.	Promotion of Michael Schermerhorn to Deputy Regional Maintenance Supervisor, Southern Region.....	10 - 11
16.	Appointment of Kawan Gamble to Maintenance Worker III, Southern Region.....	11 - 12
17.	Appointment of Tashell Davenport to Custodial Worker, Southern Region.....	12 - 13
18.	Promotion of Maintenance Employees, Various Locations (6) Individuals.....	13 - 14
19.	Approval for Payment of Invoices Chiesa, Shahinian & Giantomasi, NJ Labor Counsel.....	14 - 15
20.	Approval for Payment of Invoices Florio, Perrucci, Steinhardt, and Cappelli, NJ Legal Counsel	15
21.	Approval for Payment of Invoices Archer Law, PA Legal Counsel	16 - 17
22.	Invite any Comments from the Public	17
23.	Scheduling of the October 25, 2021 Meeting.....	18
24.	Adjournment	18

DELAWARE RIVER JOINT TOLL BRIDGE COMMISSION

Meeting of September 27, 2021

CALL TO ORDER

The Regular Monthly Meeting of the Delaware River Joint Toll Bridge Commission was called to Order at the Scudder Falls Administration Building via Microsoft Teams and in person on Monday, September 27, 2021 at 10:32 a.m. pursuant to notice properly forwarded to each member in compliance with the by-laws. Joseph J. Resta, Executive Director presided at this meeting.

APPEARANCES:

COMMISSION MEMBERS:

Hon. John Christy (Pennsylvania)
*Hon. Daniel Grace (Pennsylvania)
Hon. Yuki Moore Laurenti (New Jersey)
Hon. Lori Ciesla (New Jersey)
Hon. Pamela Janvey (Pennsylvania)
Hon. Michael Lavery (New Jersey)
Hon. Garrett Van Vliet (New Jersey)
Hon. Ismail Shahid (Pennsylvania)
Hon. Aladar Komjathy (New Jersey)
Hon. Amy Zanelli (Pennsylvania)

**During the meeting, due to computer issues Commissioner Grace's votes were visibly noted and subsequently confirmed as accurate. The situation was reviewed by Commission Counsel and Commissioner Grace's votes are included in the minutes of this meeting.*

COMMISSION MEMBERS ABSENT:

COMMISSION COUNSEL:

Jonathan Bloom, Stradley Ronon, Pennsylvania
John Casey, Chiesa Shahinian & Giantomasi, New Jersey
Shelly Smith, Archer Law, Pennsylvania
Douglas Steinhardt, Florio Perrucci, Steinhardt & Cappelli,
New Jersey

GOVERNORS REPRESENTATIVES:

Rudy Rodas, NJ Governor's Office

DELAWARE RIVER JOINT TOLL BRIDGE COMMISSION

Meeting of September 27, 2021

COMMISSION STAFF MEMBERS:

Joseph J. Resta, Executive Director
Roy Little, Chief Engineer
Arnold Conoline, Chief Administrative Officer
Joseph Donnelly, Deputy Executive Director of Communications
James Petrino, Chief Financial Officer
Qiyang Zhao, Comptroller
William Wright, First Senior Director of Operations
Charles Stracciolini, Program Manager of Technology
John Bencivengo, Director of Information Technology
Joanna Cruz, Human Resources Director
Jodee Inscho, Director of Community Affairs
Heather McConnell, Administrative Generalist Executive Office

PROFESSIONAL ASSOCIATES:

Alex Styer, Bellevue Communications

OTHERS:

Mark Dolton, Public
David Jenkins, Guest of Commissioner Komjathy

ROLL CALL

Joseph Resta, Executive Director, in his capacity as Secretary for this Meeting called the roll, and at the conclusion thereof, reported that there was a quorum present-there being five members present from the Commonwealth of Pennsylvania and five members present from the State of New Jersey.

Executive Director Resta addressed the meeting and stated:

Just for the record we do have some Commissioners joining via Microsoft Teams and some Commissioners present. This is our first public meeting since February of 2020.

WELCOMING REMARKS OF THE EXECUTIVE DIRECTOR

Executive Director Resta welcomed those persons whose identities are set forth hereinabove under "Appearances".

DELAWARE RIVER JOINT TOLL BRIDGE COMMISSION

Meeting of September 27, 2021

INTRODUCE ANY COMMENTS FROM THE PUBLIC

Executive Director Resta addressed the meeting and invited any comments from the public on items pertaining to today's Agenda. No questions were presented.

EXECUTIVE DIRECTORS REPORT

Joseph Resta, Executive Director, addressed the meeting and said;

Good morning Commissioners, today's agenda includes resolutions for the Northampton Street Toll-Supported Bridge Rehabilitation Project. This bridge, designed by a Lafayette College engineer, damaged by Hurricane Diane in 1955 and spared by Hurricane Ida in 2021; is one of the most recognizable of the Commission's antique stock of toll supported bridges linking the communities of Easton, PA and Phillipsburg, NJ. A project of this nature is what highlights the uniqueness of the Delaware River Joint Toll Bridge Commission, the mere fact that we own, operate, maintain, and provide capital renewal on a main river bridge, crossing the Delaware River, that is not tolled... coupled with the responsibility and recognition of the historic nature of the bridge and its importance to the communities that it serves. The last comprehensive rehabilitation of this structure was completed in 2002, near the beginning of the Bridge Commission's modern capital program. This project continues another cycle of work, planned and designed to provide continued use of this structure for years to come. Commissioners, please support the resolutions in today's meeting for the Construction Management/Construction Inspection professional services and public works contract for construction services for the Northampton Street Toll-Supported Bridge Rehabilitation.

Thank you Commissioners, this concludes my report.

APPROVAL OF MINUTES FOR COMMISSION MEETING HELD JULY 26, 2021

R: 4517-09-21-ADM-01-09-21

Executive Director Resta addressed the meeting and requested the adoption of a Resolution approving the Minutes of the Commission Meeting held July 26, 2021.

At the conclusion of the review, Vice Chair Janvey moved and Chairman Lavery seconded the adoption of the following Resolution:

"RESOLVED, by the Delaware River Joint Toll Bridge Commission at its Regular Meeting assembled this 27th day of September 2021 that the Minutes of the Commission Meeting held on July 26, 2021 be and the same hereby are approved."

DELAWARE RIVER JOINT TOLL BRIDGE COMMISSION

Meeting of September 27, 2021

Executive Director Resta was requested to conduct a Roll Call Vote.

<u>NEW JERSEY</u>	<u>Yes</u>	<u>No</u>	<u>Abstain</u>	<u>PENNSYLVANIA</u>	<u>Yes</u>	<u>No</u>	<u>Abstain</u>
Mr. Komjathy	X			Mr. Shahid	X		
Ms. Ciesla	X			Ms. Zanelli	X		
Mr. Van Vliet	X			Mr. Christy	X		
Ms. Laurenti	X			*Mr. Grace	X		
Mr. Lavery	X			Ms. Janvey	X		

**During the meeting, due to computer issues Commissioner Grace’s votes were visibly noted and subsequently confirmed as accurate. The situation was reviewed by Commission Counsel and Commissioner Grace’s votes are included in the minutes of this meeting.*

Executive Director Resta reported that there were five affirmative votes from New Jersey, and five affirmative votes from Pennsylvania.

Executive Director Resta then invited any further questions on the Resolution. No further questions were presented and the Resolution was unanimously adopted.

APPROVAL OF OPERATIONS REPORT-MONTH(S) OF JULY & AUGUST 2021

R: 4518-09-21-ADM-02-09-21

Executive Director Resta addressed the meeting and asked if there were any questions on any of the reports contained in the “Operations Report”.

At the conclusion of the review, Commissioner Komjathy moved and Commissioner Christy seconded the adoption of the following Resolution:

“**RESOLVED**, by the Delaware River Joint Toll Bridge Commission at its’ Regular Meeting assembled this 27th day of September 2021 that the Operations Report, which reflects Commission activity for the month(s) of July & August 2021 are hereby approved.”

Executive Director Resta was requested to conduct a Roll Call Vote.

<u>NEW JERSEY</u>	<u>Yes</u>	<u>No</u>	<u>Abstain</u>	<u>PENNSYLVANIA</u>	<u>Yes</u>	<u>No</u>	<u>Abstain</u>
Mr. Komjathy	X			Mr. Shahid	X		
Ms. Ciesla	X			Ms. Zanelli	X		
Mr. Van Vliet	X			Mr. Christy	X		
Ms. Laurenti	X			*Mr. Grace	X		
Mr. Lavery	X			Ms. Janvey	X		

DELAWARE RIVER JOINT TOLL BRIDGE COMMISSION

Meeting of September 27, 2021

**During the meeting, due to computer issues Commissioner Grace’s votes were visibly noted and subsequently confirmed as accurate. The situation was reviewed by Commission Counsel and Commissioner Grace’s votes are included in the minutes of this meeting.*

Executive Director Resta reported that there were five affirmative votes from New Jersey, and five affirmative votes from Pennsylvania.

Executive Director Resta then invited any further questions on the Resolution. No further questions were presented and the Resolution was unanimously adopted.

PROFESSIONAL ENGINEERING SERVICES, TRAFFIC ENGINEERING CONSULTANT- 2021-2022 ANNUAL REPORTS, CONTRACT C-761A

R: 4519-09-21-ENG-01-09-21

At the conclusion of the review, Commissioner Zanelli moved and Commissioner Ciesla seconded the adoption of the following Resolution:

“**RESOLVED**, by the Delaware River Joint Toll Bridge Commission at its’ Regular Meeting assembled this 27th day of September 2021 that the Commission via this Resolution, award Contract No. C-761A, Professional Engineering Services Traffic Engineering Consultant to Pennoni Associates, Inc., of Philadelphia, PA for a two (2) year period for (with an option for up to two (2) additional two (2) year cycles to be exercised at the discretion of the Commission for an amount to be negotiated with the consultant), and identify the Operating Fund as the source of funds required for payment of any invoices and;

“**RESOLVED**, The Executive Director is hereby authorized to approve and execute all necessary contracts on behalf of the Commission.”

Executive Director Resta was requested to conduct a Roll Call Vote.

<u>NEW JERSEY</u>	<u>Yes</u>	<u>No</u>	<u>Abstain</u>	<u>PENNSYLVANIA</u>	<u>Yes</u>	<u>No</u>	<u>Abstain</u>
Mr. Komjathy	X			Mr. Shahid	X		
Ms. Ciesla	X			Ms. Zanelli	X		
Mr. Van Vliet	X			Mr. Christy	X		
Ms. Laurenti	X			Mr. Grace	X		
Mr. Lavery	X			Ms. Janvey	X		

Executive Director Resta reported that there were five affirmative votes from New Jersey, and five affirmative votes from Pennsylvania.

Executive Director Resta then invited any further questions on the Resolution. No further questions were presented and the Resolution was unanimously adopted.

DELAWARE RIVER JOINT TOLL BRIDGE COMMISSION

Meeting of September 27, 2021

CONSTRUCTION MANAGEMENT/INSPECTION SERVICES FOR NORTHAMPTON STREET TOLL SUPPORTED BRIDGE REHABILITATION, CONTRACT CM-590A

R: 4520-09-21-ENG-02-09-21

Executive Director Resta addressed the Meeting and asked the Commission Members if, after their review, there were any questions.

At the conclusion of the review, Chairman Lavery moved and Vice Chairman Janvey seconded the adoption of the following Resolution,

“RESOLVED, by the Delaware River Joint Toll Bridge Commission at its’ Regular Meeting assembled this 27th day of September 2021 that the Commission via this Resolution, award Contract No. CM-590A, Construction Management/Inspection Services for the Northampton Street Toll Supported Bridge Rehabilitation Project to Johnson, Mirmiran & Thompson Incorporated (JMT) of Philadelphia, PA for a not-to-exceed amount of \$1,554,968.16.and;

“RESOLVED, Identify the General Reserve Fund as the source of funds required for payment of any invoices and;

“RESOLVED, The Executive Director is hereby authorized to approve and execute all necessary contracts on behalf of the Commission.”

Executive Director Resta was requested to conduct a Roll Call Vote.

<u>NEW JERSEY</u>	<u>Yes</u>	<u>No</u>	<u>Abstain</u>	<u>PENNSYLVANIA</u>	<u>Yes</u>	<u>No</u>	<u>Abstain</u>
Mr. Komjathy	X			Mr. Shahid	X		
Ms. Ciesla	X			Ms. Zanelli	X		
Mr. Van Vliet	X			Mr. Christy	X		
Ms. Laurenti	X			Mr. Grace	X		
Mr. Lavery	X			Ms. Janvey	X		

Executive Director Resta reported that there were five affirmative votes from New Jersey, and five affirmative votes from Pennsylvania.

Executive Director Resta then invited any further questions on the Resolution. No further questions were presented and the Resolution was unanimously adopted.

DELAWARE RIVER JOINT TOLL BRIDGE COMMISSION

Meeting of September 27, 2021

**NORTHAMPTON STREET TOLL-SUPPORTED BRIDGE REHABILITATION,
CONTRACT TS-590A**

R: 4521-09-21-ENG-03-09-21

Executive Director Resta addressed the Meeting and asked the Commission Members if, after their review, there were any questions.

At the conclusion of the review, Vice Chair Janvey moved and Commissioner Ciesla seconded the adoption of the following Resolution:

“**RESOLVED**, by the Delaware River Joint Toll Bridge Commission at its’ Regular Meeting assembled this 27th day of September 2021 that, the Commission via this Resolution, award Contract No. TS-590A, Northampton Street Toll-Supported Bridge Rehabilitation, to J.D. Eckman, Inc. of Atglen, PA for a not-to-exceed amount of \$15,487,427.50 and;

“**RESOLVED**, Identify the General Reserve Fund as the source of funds required for payment of any invoices and;

“**RESOLVED**, The Executive Director is hereby authorized to approve and execute all necessary contracts on behalf of the Commission.”

Executive Director Resta was requested to conduct a Roll Call Vote.

<u>NEW JERSEY</u>	<u>Yes</u>	<u>No</u>	<u>Abstain</u>	<u>PENNSYLVANIA</u>	<u>Yes</u>	<u>No</u>	<u>Abstain</u>
Mr. Komjathy	X			Mr. Shahid	X		
Ms. Ciesla	X			Ms. Zanelli	X		
Mr. Van Vliet	X			Mr. Christy	X		
Ms. Laurenti	X			*Mr. Grace	X		
Mr. Lavery	X			Ms. Janvey	X		

**During the meeting, due to computer issues Commissioner Grace’s votes were visibly noted and subsequently confirmed as accurate. The situation was reviewed by Commission Counsel and Commissioner Grace’s votes are included in the minutes of this meeting.*

Executive Director Resta reported that there were five affirmative votes from New Jersey, and five affirmative votes from Pennsylvania.

Executive Director Resta then invited any further questions on the Resolution. No further questions were presented and the Resolution was unanimously adopted.

DELAWARE RIVER JOINT TOLL BRIDGE COMMISSION

Meeting of September 27, 2021

APPOINTMENT OF TYLER RAMSIN TO HUMAN RESOURCES ASSISTANT

R: 4522-09-21- PER-01-09-21

Executive Director Resta addressed the Meeting and asked the Commission Members if, after their review, there were any questions.

At the conclusion of the review, Vice Chair Janvey moved and Commissioner Zanelli seconded the adoption of the following Resolution:

"RESOLVED, by the Delaware River Joint Toll Bridge Commission at its Regular Meeting assembled this 27th day of September 2021 that, Tyler Ramsin be appointment to the position of Human Resources Assistant. Compensation shall be set at \$44,136 per annum, which is the minimum salary in the pay scale for the Human Resources Assistant position (\$44,136 - \$48,550). The appointment to be made pending satisfactory completion of the required personnel processing."

Executive Director Resta was requested to conduct a Roll Call Vote.

<u>NEW JERSEY</u>	<u>Yes</u>	<u>No</u>	<u>Abstain</u>	<u>PENNSYLVANIA</u>	<u>Yes</u>	<u>No</u>	<u>Abstain</u>
Mr. Komjathy	X			Mr. Shahid	X		
Ms. Ciesla	X			Ms. Zanelli	X		
Mr. Van Vliet	X			Mr. Christy	X		
Ms. Laurenti	X			*Mr. Grace	X		
Mr. Lavery	X			Ms. Janvey	X		

**During the meeting, due to computer issues Commissioner Grace's votes were visibly noted and subsequently confirmed as accurate. The situation was reviewed by Commission Counsel and Commissioner Grace's votes are included in the minutes of this meeting.*

Executive Director Resta reported that there were five affirmative votes from New Jersey, and five affirmative votes from Pennsylvania.

Executive Director Resta then invited any further questions on the Resolution. No further questions were presented and the Resolution was unanimously adopted.

PROMOTION OF RACHEL STOCKER TO TOLL LIEUTENANT-NORTHERN REGION

R: 4523-09-21- PER-02-09-21

Executive Director Resta addressed the Meeting and asked the Commission Members if, after their review, there were any questions.

At the conclusion of the review, Commissioner Van Vliet moved and Commissioner Ciesla seconded the adoption of the following Resolution:

DELAWARE RIVER JOINT TOLL BRIDGE COMMISSION

Meeting of September 27, 2021

"**RESOLVED**, by the Delaware River Joint Toll Bridge Commission at its Regular Meeting assembled this 27th day of September 2021, that Rachel Stocker be promoted to the position of Toll Lieutenant Northern Region in the Maintenance and Toll Operations Division, pursuant to the Operations Reorganization approved by the Board of Commissioners at the October 2017 Commission meeting. Compensation shall be set at \$76,620 per annum which is within the pay scale for the Toll Lieutenant position (\$72,971 - \$80,268), in accordance with the salary table approved by the Board of Commissioners at the October 2017 Commission meeting, and effective for all appointments, promotions and reclassifications made on or after November 20, 2017. The promotion to be made pending satisfactory completion of the required personnel processing."

Executive Director Resta was requested to conduct a Roll Call Vote.

<u>NEW JERSEY</u>	<u>Yes</u>	<u>No</u>	<u>Abstain</u>	<u>PENNSYLVANIA</u>	<u>Yes</u>	<u>No</u>	<u>Abstain</u>
Mr. Komjathy	X			Mr. Shahid	X		
Ms. Ciesla	X			Ms. Zanelli	X		
Mr. Van Vliet	X			Mr. Christy			X
Ms. Laurenti	X			*Mr. Grace	X		
Mr. Lavery			X	Ms. Janvey	X		

**During the meeting, due to computer issues Commissioner Grace’s votes were visibly noted and subsequently confirmed as accurate. The situation was reviewed by Commission Counsel and Commissioner Grace’s votes are included in the minutes of this meeting.*

Executive Director Resta reported that there were four affirmative votes from New Jersey, and four affirmative votes from Pennsylvania.

Executive Director Resta then invited any further questions on the Resolution. No further questions were presented and the Resolution was adopted.

PROMOTION OF CAMERON HUFFMAN TO TOLL CORPORAL-NORTHERN REGION

R: 4524-09-21- PER-03-09-21

Executive Director Resta addressed the Meeting and asked the Commission Members if, after their review, there were any questions.

At the conclusion of the review, Commissioner Christy moved and Commissioner Van Vliet seconded the adoption of the following Resolution:

"**RESOLVED**, by the Delaware River Joint Toll Bridge Commission at its Regular Meeting assembled this 27th day of September 2021, that Cameron Huffman be promoted to the position of Toll Corporal, Northern Region in the Maintenance and Toll Operations Division, pursuant to the Operations Reorganization approved by the Board of Commissioners at the October 2017

DELAWARE RIVER JOINT TOLL BRIDGE COMMISSION

Meeting of September 27, 2021

Commission meeting. Compensation shall be set at \$56,845 per annum, which is within the pay scale for the Toll Corporal position (\$56,845 - \$62,529), in accordance with the salary table approved by the Board of Commissioners at the October 2017 Commission meeting, and effective for all appointments, promotions and reclassifications made on or after November 20, 2017. The promotion to be made pending satisfactory completion of the required personnel processing.”

Executive Director Resta was requested to conduct a Roll Call Vote.

<u>NEW JERSEY</u>	<u>Yes</u>	<u>No</u>	<u>Abstain</u>	<u>PENNSYLVANIA</u>	<u>Yes</u>	<u>No</u>	<u>Abstain</u>
Mr. Komjathy	X			Mr. Shahid	X		
Ms. Ciesla	X			Ms. Zanelli	X		
Mr. Van Vliet	X			Mr. Christy	X		
Ms. Laurenti	X			*Mr. Grace	X		
Mr. Lavery	X			Ms. Janvey	X		

**During the meeting, due to computer issues Commissioner Grace’s votes were visibly noted and subsequently confirmed as accurate. The situation was reviewed by Commission Counsel and Commissioner Grace’s votes are included in the minutes of this meeting.*

Executive Director Resta reported that there were five affirmative votes from New Jersey, and five affirmative votes from Pennsylvania.

Executive Director Resta then invited any further questions on the Resolution. No further questions were presented and the Resolution was unanimously adopted.

PROMOTION OF MICHAEL SCHERMERHORN TO DEPUTY REGIONAL MAINTENANCE SUPERVISOR, SOUTHERN REGION

R: 4525-09-21- PER-04-09-21

Executive Director Resta addressed the Meeting and asked the Commission Members if, after their review, there were any questions.

At the conclusion of the review, Commissioner Laurenti moved and Vice Chair Janvey seconded the adoption of the following Resolution:

"RESOLVED, by the Delaware River Joint Toll Bridge Commission at its Regular Meeting assembled this 27th day of September 2021, that Michael Schermerhorn be promoted to the position of Deputy Regional Maintenance Supervisor, Southern Region in the Maintenance and Toll Operations Division, pursuant to the Operations Reorganization approved by the Board of Commissioners at the October 2017 Commission meeting. Compensation shall be set at \$67,053 per annum, which is within the pay scale for the Deputy Regional Maintenance Supervisor position (\$63,860 - \$70,246), in accordance with the salary table approved by the Board of Commissioners at the October 2017 Commission meeting, and effective for all appointments,

DELAWARE RIVER JOINT TOLL BRIDGE COMMISSION

Meeting of September 27, 2021

promotions and reclassifications made on or after November 20, 2017. The promotion to be made pending satisfactory completion of the required personnel processing.”

Executive Director Resta was requested to conduct a Roll Call Vote.

<u>NEW JERSEY</u>	<u>Yes</u>	<u>No</u>	<u>Abstain</u>	<u>PENNSYLVANIA</u>	<u>Yes</u>	<u>No</u>	<u>Abstain</u>
Mr. Komjathy	X			Mr. Shahid	X		
Ms. Ciesla	X			Ms. Zanelli	X		
Mr. Van Vliet	X			Mr. Christy	X		
Ms. Laurenti	X			*Mr. Grace	X		
Mr. Lavery	X			Ms. Janvey	X		

**During the meeting, due to computer issues Commissioner Grace’s votes were visibly noted and subsequently confirmed as accurate. The situation was reviewed by Commission Counsel and Commissioner Grace’s votes are included in the minutes of this meeting.*

Executive Director Resta reported that there were five affirmative votes from New Jersey, and five affirmative votes from Pennsylvania.

Executive Director Resta then invited any further questions on the Resolution. No further questions were presented and the Resolution was unanimously adopted.

APPOINTMENT OF KAWAN GAMBLE TO MAINTENANCE WORKER III, SOUTHERN REGION

R: 4526-09-21- PER-05-09-21

Executive Director Resta addressed the Meeting and asked the Commission Members if, after their review, there were any questions.

At the conclusion of the review, Commissioner Laurenti moved and Vice Chair Janvey seconded the adoption of the following Resolution:

"RESOLVED, by the Delaware River Joint Toll Bridge Commission at its Regular Meeting assembled this 27th day of September 2021, that Kawan Gamble be appointed to the position of Maintenance Worker III, Southern Region in the Maintenance and Toll Operations Division, pursuant to the Operations Reorganization approved by the Board of Commissioners at the October 2017 Commission meeting. Compensation shall be set at \$40,000 per annum, which is the introductory step in the pay scale for the Maintenance Worker III position (\$40,000 - \$44,000), in accordance with the salary table approved by the Board of Commissioners at the October 2017 Commission meeting, and effective for all appointments, promotions and reclassifications made on or after November 20, 2017. The promotion to be made pending satisfactory completion of the required personnel processing.”

DELAWARE RIVER JOINT TOLL BRIDGE COMMISSION

Meeting of September 27, 2021

Executive Director Resta was requested to conduct a Roll Call Vote.

<u>NEW JERSEY</u>	<u>Yes</u>	<u>No</u>	<u>Abstain</u>	<u>PENNSYLVANIA</u>	<u>Yes</u>	<u>No</u>	<u>Abstain</u>
Mr. Komjathy	X			Mr. Shahid	X		
Ms. Ciesla	X			Ms. Zanelli	X		
Mr. Van Vliet	X			Mr. Christy	X		
Ms. Laurenti	X			*Mr. Grace	X		
Mr. Lavery	X			Ms. Janvey	X		

**During the meeting, due to computer issues Commissioner Grace’s votes were visibly noted and subsequently confirmed as accurate. The situation was reviewed by Commission Counsel and Commissioner Grace’s votes are included in the minutes of this meeting.*

Executive Director Resta reported that there were five affirmative votes from New Jersey, and five affirmative votes from Pennsylvania.

Executive Director Resta then invited any further questions on the Resolution. No further questions were presented and the Resolution was unanimously adopted.

APPOINTMENT OF TASHELL DAVENPORT TO CUSTODIAL WORKER, SOUTHERN REGION

R: 4527-09-21- PER-06-09-21

Executive Director Resta addressed the Meeting and asked the Commission Members if, after their review, there were any questions.

At the conclusion of the review, Commissioner Ciesla moved and Commissioner Shahid seconded the adoption of the following Resolution:

"RESOLVED, by the Delaware River Joint Toll Bridge Commission at its Regular Meeting assembled this 27th day of September 2021, that Tashell Davenport be appointed to the position of Maintenance Worker III, Northern Region in the Maintenance and Toll Operations Division, pursuant to the Operations Reorganization approved by the Board of Commissioners at the October 2017 Commission meeting. Compensation shall be set at \$30,823 per annum, which is the introductory step in the pay scale for the Custodial Worker position (\$30,823 - \$33,905), in accordance with the salary table approved by the Board of Commissioners at the October 2017 Commission meeting, and effective for all appointments, promotions and reclassifications made on or after November 20, 2017. The promotion to be made pending satisfactory completion of the required personnel processing.”

DELAWARE RIVER JOINT TOLL BRIDGE COMMISSION

Meeting of September 27, 2021

Executive Director Resta was requested to conduct a Roll Call Vote.

<u>NEW JERSEY</u>	<u>Yes</u>	<u>No</u>	<u>Abstain</u>	<u>PENNSYLVANIA</u>	<u>Yes</u>	<u>No</u>	<u>Abstain</u>
Mr. Komjathy	X			Mr. Shahid	X		
Ms. Ciesla	X			Ms. Zanelli	X		
Mr. Van Vliet	X			Mr. Christy	X		
Ms. Laurenti	X			Mr. Grace	X		
Mr. Lavery	X			Ms. Janvey	X		

Executive Director Resta reported that there were five affirmative votes from New Jersey, and five affirmative votes from Pennsylvania.

Executive Director Resta then invited any further questions on the Resolution. No further questions were presented and the Resolution was unanimously adopted.

PROMOTION OF MAINTENANCE EMPLOYEES, VARIOUS LOCATIONS (6) INDIVIDUALS

R: 4528-09-21- PER-07-09-21

Executive Director Resta addressed the Meeting and asked the Commission Members if, after their review, there were any questions.

At the conclusion of the review, Commissioner Ciesla moved and Vice Chair Janvey seconded the adoption of the following Resolution:

"RESOLVED, by the Delaware River Joint Toll Bridge Commission at its Regular Meeting assembled this 27th day of September 2021, that the Commission authorizes the Executive Director to effect the promotion of the following employees, at the stated salaries at the start of the first pay period after the approval of this Resolution to the classifications indicated: Joseph Ritts NH-L Maintenance Worker I \$52,725, Aaron Kinsman EP Maintenance Worker I \$52,725, Robert Smith EP Maintenance Worker I \$52,725, Brenda Jones I-78 Custodial Worker I \$39,348, Paul Wallace DWG Maintenance Worker I \$52,725, Walter Paul George DWG Custodial Worker I \$39,348."

Executive Director Resta was requested to conduct a Roll Call Vote.

<u>NEW JERSEY</u>	<u>Yes</u>	<u>No</u>	<u>Abstain</u>	<u>PENNSYLVANIA</u>	<u>Yes</u>	<u>No</u>	<u>Abstain</u>
Mr. Komjathy	X			Mr. Shahid	X		
Ms. Ciesla	X			Ms. Zanelli	X		
Mr. Van Vliet	X			Mr. Christy	X		
Ms. Laurenti	X			*Mr. Grace	X		
Mr. Lavery	X			Ms. Janvey	X		

DELAWARE RIVER JOINT TOLL BRIDGE COMMISSION

Meeting of September 27, 2021

**During the meeting, due to computer issues Commissioner Grace’s votes were visibly noted and subsequently confirmed as accurate. The situation was reviewed by Commission Counsel and Commissioner Grace’s votes are included in the minutes of this meeting.*

Executive Director Resta reported that there were five affirmative votes from New Jersey, and five affirmative votes from Pennsylvania.

Executive Director Resta then invited any further questions on the Resolution. No further questions were presented and the Resolution was unanimously adopted.

**APPROVAL FOR PAYMENT OF INVOICES
CHIESA, SHAHINIAN & GIANTOMASI, NJ LABOR COUNSEL**

R: 4529-09-21- ACCT -01-09-21

Executive Director Resta addressed the Meeting and asked the Commission Members if, after their review, there were any questions.

At the conclusion of the review, Chairman Lavery and Vice Chair Janvey seconded the adoption of the following Resolution:

“**RESOLVED**, by the Delaware River Joint Toll Bridge Commission at its Regular Meeting assembled this 27th day of September 2021, via this Resolution, authorizes payment of invoices #537900, #537899, #535288, and #535289 in the total amount due of \$ 43,895.25 for professional services rendered to Chiesa, Shahinian & Giantomasi, New Jersey Labor Counsel;

“**RESOLVED:** Identifying the Operating Fund as the source of funds required for any and all disbursements.”

Executive Director Resta was requested to conduct a Roll Call Vote.

<u>NEW JERSEY</u>	<u>Yes</u>	<u>No</u>	<u>PENNSYLVANIA</u>	<u>Yes</u>	<u>No</u>
Mr. Komjathy	X		Mr. Shahid	X	
Ms. Ciesla	X		Ms. Zanelli	X	
Mr. Van Vliet	X		Mr. Christy	X	
Ms. Laurenti	X		*Mr. Grace	X	
Mr. Lavery	X		Ms. Janvey	X	

**During the meeting, due to computer issues Commissioner Grace’s votes were visibly noted and subsequently confirmed as accurate. The situation was reviewed by Commission Counsel and Commissioner Grace’s votes are included in the minutes of this meeting.*

Executive Director Resta reported that there were five affirmative votes from New Jersey, and five affirmative votes from Pennsylvania.

DELAWARE RIVER JOINT TOLL BRIDGE COMMISSION

Meeting of September 27, 2021

Executive Director Resta then invited any further questions on the Resolution. No further questions were presented and the Resolution was unanimously adopted.

APPROVAL FOR PAYMENT OF INVOICES

FLORIO, PERRUCCI, STEINHARDT AND CAPPELLI, NJ LEGAL COUNSEL

R: 4530-09-21- ACCT -02-09-21

Executive Director Resta addressed the Meeting and asked the Commission Members if, after their review, there were any questions.

At the conclusion of the review, Chairman Lavery and Vice Chair Janvey seconded the adoption of the following Resolution:

“**RESOLVED**, by the Delaware River Joint Toll Bridge Commission at its Regular Meeting assembled this 27th day of September 2021, via this Resolution, authorizes payment of invoices #200391, #200393, #200390, #200392, #200993, #200364, #201205, #200779, #201576, #201577, #201578, #201579, #201749, #201609, #201591 and #201934 in the total amount due of \$30,016.26 for Capital and Non-Capital Professional Services to Florio, Perrucci, Steinhardt and Cappelli, NJ Legal Counsel.

“**RESOLVED:** Identifying the Operating Fund as the source of funds required for any and all disbursements.”

Executive Director Resta was requested to conduct a Roll Call Vote.

<u>NEW JERSEY</u>	<u>Yes</u>	<u>No</u>	<u>PENNSYLVANIA</u>	<u>Yes</u>	<u>No</u>
Mr. Komjathy	X		Mr. Shahid	X	
Ms. Ciesla	X		Ms. Zanelli	X	
Mr. Van Vliet	X		Mr. Christy	X	
Ms. Laurenti	X		*Mr. Grace	X	
Mr. Lavery	X		Ms. Janvey	X	

**During the meeting, due to computer issues Commissioner Grace’s votes were visibly noted and subsequently confirmed as accurate. The situation was reviewed by Commission Counsel and Commissioner Grace’s votes are included in the minutes of this meeting.*

Executive Director Resta reported that there were five affirmative votes from New Jersey, and five affirmative votes from Pennsylvania.

Executive Director Resta then invited any further questions on the Resolution. No further questions were presented and the Resolution was unanimously adopted.

DELAWARE RIVER JOINT TOLL BRIDGE COMMISSION

Meeting of September 27, 2021

**APPROVAL FOR PAYMENT OF INVOICES
ARCHER LAW, PA LEGAL COUNSEL**

R: 4531-09-21- ACCT -03-09-21

Executive Director Resta addressed the Meeting and asked the Commission Members if, after their review, there were any questions.

At the conclusion of the review, Chairman Lavery and Vice Chair Janvey seconded the adoption of the following Resolution:

“**RESOLVED**, by the Delaware River Joint Toll Bridge Commission at its Regular Meeting assembled this 27th day of September 2021, via this Resolution, authorization for payment of invoices #4225236, #4225233, 4225235, #4225234, #42274411, #4227414, #4227413, and #4227412 in the total amount of \$ 15,718.45 for Professional Services Rendered.

“**RESOLVED:** Identifying the Operating Fund as the source of funds required for any and all disbursements.”

Commissioner Laurenti addressed the meeting and said

Mr. Resta, this is an extremely minor point, but isn't it 09 not 07?

Executive Director Resta addressed the meeting and said

I'm sorry. I have a typo on my papers.

Executive Director Resta addressed the meeting and said

Thank you Commissioner Laurenti I will recite the three resolutions for today's consideration, ACCT 010921, ACCT 020921 and ACCT 030921.

Executive Director Resta was requested to conduct a Roll Call Vote.

<u>NEW JERSEY</u>	<u>Yes</u>	<u>No</u>	<u>PENNSYLVANIA</u>	<u>Yes</u>	<u>No</u>
Mr. Komjathy	X		Mr. Shahid	X	
Ms. Ciesla	X		Ms. Zanelli	X	
Mr. Van Vliet	X		Mr. Christy	X	
Ms. Laurenti	X		*Mr. Grace	X	
Mr. Lavery	X		Ms. Janvey	X	

**During the meeting, due to computer issues Commissioner Grace's votes were visibly noted and subsequently confirmed as accurate. The situation was reviewed by Commission Counsel and Commissioner Grace's votes are included in the minutes of this meeting.*

DELAWARE RIVER JOINT TOLL BRIDGE COMMISSION

Meeting of September 27, 2021

Executive Director Resta reported that there were five affirmative votes from New Jersey, and five affirmative votes from Pennsylvania.

Executive Director Resta then invited any further questions on the Resolution. No further questions were presented and the Resolution was unanimously adopted.

INVITE ANY COMMENTS FROM THE PUBLIC

Executive Director Resta invited any Comments from the public.

DELAWARE RIVER JOINT TOLL BRIDGE COMMISSION

Meeting of September 27, 2021

SCHEDULING OF THE OCTOBER 25, 2021 MEETING.

Executive Director Resta addressed the Meeting and stated that the Commission's next meeting will be the scheduled to be held Monday, October 25, 2021.

This meeting will be called to Order at 10:30 a.m. at the Scudder Falls Administration Building, 1199 Woodside Road, Yardley, PA 19067.

Executive Director Resta assured the Commission Members that an "Official Notice of Meeting" would be forwarded to each and every Member of the Commission.

ADJOURNMENT

Executive Director Resta invited a motion for Adjournment.

Commissioner Komjathy then moved that the Meeting be adjourned and Commissioner Laurenti seconded the motion. The voice vote was unanimously affirmative and the Meeting was adjourned at 10:59 am, Monday, September 27, 2021.

Prepared and submitted by:


HEATHER MCCONNELL
Administrative Generalist Executive Offices

Attested by:


ARNOLD J. CONOLINE
Assistant Secretary/Treasurer

Approved by:


JOSEPH J. RESTA
Executive Director

DELAWARE RIVER JOINT TOLL BRIDGE COMMISSION

Meeting of September 27, 2021

FINANCE

The following Pages reflect the reports on those items assigned to the Finance Department. Each item is reported separately and page numbered accordingly.

DELAWARE RIVER JOINT TOLL BRIDGE COMMISSION

Meeting of September 27, 2021

July Financial Report

SUBJECT	DESCRIPTION	PAGE NUMBER
Accounting	Status of Cash Balances at July 31, 2021	1
Accounting	Status of Bond Retirement at July 31, 2021	2
Accounting	Status of Investments at July 31, 2021	3-6
Accounting	Status of Toll Traffic and Revenue & Toll Supported Traffic Month of July 2021 Compared with Month of July 2020	7-22
Accounting	Statistical Summary of Expenditures on Toll Bridges and Toll Supported Bridges Accounts for the Period July 1, 2021 through July 31, 2021	23-31
Accounting	Statement of Revenue and Expenses: Seven Months Period ending July 31, 2021	32

DELAWARE RIVER JOINT TOLL BRIDGE COMMISSION

Meeting of September 27, 2021

There follows Cash Balances of the Commission at July 31, 2021 for the information and review of the Members:

COMMISSION CASH DEPOSITS

Wells Fargo Bank, N. A.

Revenue Fund	6,565,314
Payroll Fund	163,739
Insurance Clearing Account	750,000
TOTAL	\$ 7,479,053

CASH DEPOSIT GUARANTEES

Wells Fargo Bank PA ACT 72 FULL BALANCE

DELAWARE RIVER JOINT TOLL BRIDGE COMMISSION

Meeting of September 27, 2021

STATUS OF BRIDGE REVENUE BONDS AT JULY 31, 2021

Maturity	SERIES 2012A			SERIES 2015			SERIES 2017			SERIES 2019A			SERIES 2019B			Total	
	Yield	Principal Amount	Maturities & Calls	Yield	Principal Amount	Maturities & Calls	Yield	Principal Amount	Maturities & Calls	Yield	Principal Amount	Maturities & Calls	Yield	Principal Amount	Maturities & Calls	Average Yield	Remaining Outstanding
7/1/2012																	
7/1/2013	0.35%	4,435,000	4,435,000														
7/1/2014		N/A															
7/1/2015		N/A															
7/1/2016	0.85%	1,030,000	1,030,000														
7/1/2017	1.09%	1,065,000	1,065,000														
7/1/2018	1.33%	1,100,000	1,100,000														
7/1/2019	1.61%	1,145,000	1,145,000	0	2,410,000	2,410,000											
7/1/2020	1.90%	1,195,000	1,195,000	1.62%	2,540,000	2,540,000	1.00%	945,000	945,000	1.17%	505,000	505,000	1.17%	6,015,000	6,015,000		-
7/1/2021	2.14%	6,825,000	6,825,000	1.86%	2,540,000	2,540,000	1.00%	875,000	875,000	1.20%	435,000	435,000	1.20%	5,945,000	5,945,000		-
7/1/2022	2.33%	4,000,000		2.10%	2,695,000		1.81%	1,740,000		1.23%	455,000		1.23%	6,255,000		1.74%	15,145,000
7/1/2022	2.33%	3,165,000								0.00%						2.33%	3,165,000
7/1/2023	2.50%	7,445,000		2.34%	2,795,000		2.03%	1,865,000		1.25%	480,000		1.25%	6,565,000		1.97%	19,150,000
7/1/2024	2.60%	7,815,000	7,815,000	2.43%	2,935,000		2.31%	1,970,000		1.31%	8,015,000		1.31%	6,830,000		1.58%	19,750,000
7/1/2025	2.67%	8,205,000	8,205,000	2.55%	3,015,000		2.52%	1,070,000		1.40%	8,170,000		1.40%	7,195,000		1.64%	19,450,000
7/1/2026	2.73%	5,000,000	5,000,000	2.73%	3,180,000					1.49%	8,585,000		1.49%	7,515,000		1.69%	19,280,000
7/1/2026	3.01%	3,620,000	3,620,000														-
7/1/2027	3.06%	7,015,000	7,015,000	3.10%	4,540,000		2.80%	20,000		1.59%	5,800,000		1.59%	7,880,000		1.97%	18,240,000
7/1/2027	3.12%	2,000,000														3.12%	2,000,000
7/1/2028	3.17%	9,355,000	9,355,000	3.28%	3,380,000		2.95%	35,000		1.69%	9,410,000		1.69%	8,300,000		1.95%	21,125,000
7/1/2029	3.21%	1,345,000		3.04%	3,480,000	3,480,000	3.08%	8,380,000		1.77%	3,725,000		1.77%	8,670,000		2.35%	22,120,000
7/1/2030	3.27%	1,385,000		3.10%	3,670,000	3,670,000	3.19%	8,845,000		1.85%	3,930,000		1.85%	9,045,000		2.45%	23,205,000
7/1/2031		N/A		3.14%	3,785,000	3,785,000	3.27%	10,765,000		1.91%	4,055,000		1.91%	9,520,000		2.51%	24,340,000
7/1/2032		N/A		3.55%	545,000		3.35%	14,735,000		1.97%	725,000		1.97%	9,995,000		2.79%	26,000,000
7/1/2033		N/A		3.56%	10,595,000		3.41%	15,715,000		2.09%	760,000		2.09%	760,000		3.43%	27,070,000
7/1/2034		N/A		3.60%	11,020,000		3.47%	16,500,000		2.16%	800,000		2.16%	800,000		3.48%	28,320,000
7/1/2035		N/A		3.64%	11,460,000		3.52%	17,325,000		2.21%	835,000		2.21%	835,000		3.53%	29,620,000
7/1/2036		N/A		3.73%	11,920,000		3.56%	18,190,000		2.25%	880,000		2.25%	880,000		3.59%	30,990,000
7/1/2037		N/A					3.59%	22,015,000		2.29%	925,000		2.29%	925,000		3.54%	22,940,000
7/1/2038		N/A					3.64%	23,115,000		2.32%	970,000		2.32%	970,000		3.59%	24,085,000
7/1/2039		N/A					3.64%	24,270,000		2.35%	1,020,000		2.35%	1,020,000		3.59%	25,290,000
7/1/2040		N/A					3.64%	25,485,000		2.50%	1,070,000		2.50%	1,070,000		3.59%	26,555,000
7/1/2041		N/A					3.64%	26,760,000		2.50%	1,125,000		2.50%	1,125,000		3.59%	27,885,000
7/1/2042		N/A					3.64%	28,100,000		2.50%	1,180,000		2.50%	1,180,000		3.59%	29,280,000
7/1/2043		N/A					3.69%	15,930,000		2.50%	1,240,000		2.50%	1,240,000		3.60%	17,170,000
7/1/2043		N/A					4.04%	13,575,000								4.04%	13,575,000
7/1/2044		N/A					3.69%	16,590,000		2.50%	1,300,000		2.50%	1,300,000		3.60%	17,890,000
7/1/2044		N/A					4.04%	14,255,000								4.04%	14,255,000
7/1/2045		N/A					3.69%	17,275,000		3.04%	1,365,000		3.04%	1,365,000		3.64%	18,640,000
7/1/2045		N/A					4.04%	14,965,000								4.04%	14,965,000
7/1/2046		N/A					3.69%	17,990,000		3.04%	1,405,000		3.04%	1,405,000		3.64%	19,395,000
7/1/2046		N/A					4.04%	15,715,000								4.04%	15,715,000
7/1/2047		N/A					3.69%	18,745,000		3.04%	1,450,000		3.04%	1,450,000		3.64%	20,195,000
7/1/2047		N/A					4.04%	16,490,000								4.04%	16,490,000
7/1/2048										3.04%	1,490,000		3.04%	1,490,000		3.04%	1,490,000
7/1/2049										3.04%	1,535,000		3.04%	1,535,000		3.04%	1,535,000
		\$ 77,145,000	\$ 57,805,000		\$ 86,505,000	\$ 18,425,000		\$ 430,250,000	\$ 1,820,000		\$ 73,640,000	\$ 940,000		\$ 99,730,000	\$ 11,960,000		\$ 676,320,000

Footnote:



**Delaware River Joint TBC
Purchases Report
Sorted by Purchase Date - Fund
July 1, 2021 - July 31, 2021**

CUSIP	Investment #	Fund	Sec. Type	Issuer	Original Par Value	Purchase Date	Payment Periods	Principal Purchased	Accrued Interest at Purchase	Rate at Purchase	Maturity Date	YTM	Ending Book Value
53948BD14	10886	01GRF	ACP	LLOYD	3,000,000.00	07/07/2021	04/01 - At Maturity	2,996,203.32		0.170	04/01/2022	0.173	2,996,557.49
62455BD85	10888	01GRF	ACP	MOUNCL	4,200,000.00	07/15/2021	04/08 - At Maturity	4,193,769.97		0.200	04/08/2022	0.204	4,194,166.64
53948BD14	10887	06CF19A	ACP	LLOYD	4,000,000.00	07/07/2021	04/01 - At Maturity	3,994,937.80		0.170	04/01/2022	0.173	3,995,410.02
Total Purchases					11,200,000.00			11,184,911.09	0.00				11,186,134.15



**Delaware River Joint TBC
Investment Classification
Sorted by Fund - Maturity Date
July 31, 2021**

DRJTBC

CUSIP	Investment #	Fund	Issuer	Investment Class	Par Value	YTM	Maturity Date	Market Price	Market Date	Market Value	Book Value	Reported Value
Debt Service Fund												
38145C752	10113	01DSF	Goldman Sachs Ila Fed Port	Amort	70.40	0.006		100.000	07/31/2021	70.40	70.40	70.40
Subtotal					70.40	0.006				70.40	70.40	70.40
General Reserve Fund												
38145C752	10115	01GRF	Goldman Sachs Ila Fed Port	Amort	0.00			100.000	07/31/2021	0.00	0.00	0.00
PAINVEST	10050	01GRF	PA Invest	Amort	0.00			100.000	07/31/2021	0.00	0.00	0.00
PAINVEST	10462	01GRF	PA Invest	Amort	26,146,646.33	0.010		100.000	07/31/2021	26,146,646.33	26,146,646.33	26,146,646.33
2254EAV91	10848	01GRF	Credit Suisse 355	Fair	7,000,000.00	0.273	08/09/2021	99.997	07/31/2021	6,999,825.00	6,999,580.00	6,999,825.00
06742VQ95	10849	01GRF	Barclays US Funding LLC	Fair	11,000,000.00	0.324	08/30/2021	99.991	07/31/2021	10,999,043.00	10,997,164.44	10,999,043.00
86960BAQ5	10679	01GRF	Svenska Handelsbanken	Fair	6,191,000.00	2.859	09/07/2021	100.164	07/31/2021	6,201,184.20	6,185,152.01	6,201,184.20
89233P5F99	10677	01GRF	TOYOTA Motor Credit CP	Fair	1,400,000.00	2.680	09/15/2021	100.379	07/31/2021	1,405,306.00	1,401,182.26	1,405,306.00
91282YP9	10842	01GRF	U.S. Treasury	Fair	6,000,000.00	0.127	10/31/2021	100.353	07/31/2021	6,021,210.96	6,020,512.30	6,021,210.96
55607KYF7	10855	01GRF	Macquarie Group	Fair	6,000,000.00	0.202	11/15/2021	99.963	07/31/2021	5,997,786.00	5,996,466.66	5,997,786.00
27873JZH1	10871	01GRF	Ebury Finance Ltd	Fair	5,000,000.00	0.203	12/17/2021	99.940	07/31/2021	4,997,030.00	4,996,166.65	4,997,030.00
419792YL4	10808	01GRF	State of Hawaii	Fair	1,500,000.00	1.740	01/01/2022	101.035	07/31/2021	1,515,532.50	1,506,307.09	1,515,532.50
27873KA77	10872	01GRF	Ebury Finance Ltd	Fair	2,000,000.00	0.223	01/07/2022	99.929	07/31/2021	1,998,592.00	1,998,056.67	1,998,592.00
63254AAU2	10676	01GRF	National Australia Bank Ltd	Fair	3,200,000.00	3.096	01/10/2022	101.152	07/31/2021	3,236,864.00	3,196,012.24	3,236,864.00
05970UAL2	10884	01GRF	BANCO SANTANDER	Fair	3,000,000.00	0.162	01/20/2022	99.926	07/31/2021	2,997,804.00	2,997,706.67	2,997,804.00
78012KZG5	10678	01GRF	Royal Bank of Canada	Fair	5,000,000.00	2.698	02/01/2022	101.284	07/31/2021	5,064,200.00	5,001,203.49	5,064,200.00
62455BBB0	10882	01GRF	Mountcliff FDG	Fair	4,000,000.00	0.234	02/11/2022	99.889	07/31/2021	3,995,580.00	3,995,042.22	3,995,580.00
678519C72	10818	01GRF	Oklahoma City, OK	Fair	2,170,000.00	0.845	03/01/2022	101.729	07/31/2021	2,207,536.66	2,193,869.66	2,207,536.66
53948BD14	10886	01GRF	Lloyd Bank Corp	Fair	3,000,000.00	0.173	04/01/2022	99.880	07/31/2021	2,996,400.00	2,996,557.49	2,996,400.00
62455BD85	10888	01GRF	Mountcliff FDG	Fair	4,200,000.00	0.203	04/08/2022	99.839	07/31/2021	4,193,267.40	4,194,166.64	4,193,267.40
57629WCD0	10681	01GRF	Mass Mutual Global	Fair	5,000,000.00	2.599	04/13/2022	101.626	07/31/2021	5,081,325.00	4,996,653.85	5,081,325.00
64952WCS0	10801	01GRF	New York Life Global	Fair	1,000,000.00	1.729	06/10/2022	101.778	07/31/2021	1,017,785.00	1,004,772.42	1,017,785.00
961214DQ3	10766	01GRF	WestPac Banking Corp	Fair	6,000,000.00	1.860	06/28/2022	102.102	07/31/2021	6,126,150.00	6,033,835.93	6,126,150.00
961214DQ3	10776	01GRF	WestPac Banking Corp	Fair	8,416,000.00	1.945	06/28/2022	102.102	07/31/2021	8,592,946.40	8,457,114.16	8,592,946.40
57629WBR0	10799	01GRF	Mass Mutual Global	Fair	2,260,000.00	1.730	10/17/2022	102.728	07/31/2021	2,321,664.10	2,280,498.36	2,321,664.10
59217GAX7	10800	01GRF	METLIFE	Fair	1,000,000.00	1.764	01/10/2023	103.871	07/31/2021	1,038,710.00	1,017,278.42	1,038,710.00
57629WCU2	10857	01GRF	Mass Mutual Global	Fair	4,332,000.00	0.304	06/09/2023	101.057	07/31/2021	4,377,789.24	4,375,637.43	4,377,789.24
3136G46A6	10841	01GRF	Federal National Mtg Assn	Fair	8,000,000.00	0.299	10/27/2023	99.967	07/31/2021	7,997,360.00	8,000,000.00	7,997,360.00
010411CQ7	10806	01GRF	State of Alabama	Fair	1,475,000.00	1.730	11/01/2023	105.880	07/31/2021	1,561,737.38	1,522,082.88	1,561,737.38

Data Updated: ~REPORT~: 08/02/2021 15:36

Run Date: 08/02/2021 - 15:37

Portfolio DRJ
AP
IC (PRF_IC) 7.1.1
Report Ver. 7.3.2

**Delaware River Joint TBC
Investment Classification
July 31, 2021**

CUSIP	Investment #	Fund	Issuer	Investment Class	Par Value	YTM	Maturity Date	Market Price	Market Date	Market Value	Book Value	Reported Value
General Reserve Fund												
822582BZ4	10881	01GRF	Shell International Finance	Fair	3,000,000.00	0.380	11/13/2023	106.917	07/31/2021	3,207,510.00	3,207,022.90	3,207,510.00
58989V2C7	10879	01GRF	Met Tower Global Fund	Fair	570,000.00	0.654	04/05/2024	100.463	07/31/2021	572,639.10	571,296.94	572,639.10
57629WBV1	10856	01GRF	Mass Mutual Global	Fair	2,500,000.00	0.475	04/09/2024	108.113	07/31/2021	2,702,837.50	2,708,262.10	2,702,837.50
2027A0KB4	10868	01GRF	Commonwealth Bank Australia	Fair	5,000,000.00	0.617	06/04/2024	107.953	07/31/2021	5,397,650.00	5,383,891.41	5,397,650.00
30231GBC5	10869	01GRF	Exxon Mobil	Fair	2,800,000.00	0.869	08/16/2024	104.454	07/31/2021	2,924,726.00	2,911,158.27	2,924,726.00
64971XYN2	10875	01GRF	NYC Transitional Fin Authority	Fair	5,500,000.00	0.612	11/01/2024	99.620	07/31/2021	5,479,144.00	5,481,979.95	5,479,144.00
3136G4D75	10825	01GRF	Federal National Mtg Assn	Fair	2,500,000.00	0.599	07/29/2025	99.789	07/31/2021	2,494,725.00	2,500,000.00	2,494,725.00
				Subtotal	156,160,646.33	0.827				157,868,506.77	157,273,277.84	157,868,506.77
Operating Fund												
38145C752	10108	01OF	Goldman Sachs Ila Fed Port	Amort	2,429.02	0.006		100.000	07/31/2021	2,429.02	2,429.02	2,429.02
912796C31	10860	01OF	U.S. Treasury	Fair	6,429,000.00	0.071	01/27/2022	99.976	07/31/2021	6,427,477.42	6,426,762.35	6,427,477.42
				Subtotal	6,431,429.02	0.070				6,429,906.44	6,429,191.37	6,429,906.44
Reserve Maintenance Fund												
38145C752	10106	01RMF	Goldman Sachs Ila Fed Port	Amort	1,734.80	0.006		100.000	07/31/2021	1,734.80	1,734.80	1,734.80
912796C31	10859	01RMF	U.S. Treasury	Fair	11,535,000.00	0.071	01/27/2022	99.976	07/31/2021	11,532,268.17	11,530,985.18	11,532,268.17
				Subtotal	11,536,734.80	0.070				11,534,002.97	11,532,719.98	11,534,002.97
Scudder Falls Insurance Reserv												
38145C752	10506	01SFIR	Goldman Sachs Ila Fed Port	Amort	4,065,000.00	0.001		100.000	07/31/2021	4,065,000.00	4,065,000.00	4,065,000.00
				Subtotal	4,065,000.00	0.001				4,065,000.00	4,065,000.00	4,065,000.00
Construction Fund 2019A												
38145C752	10713	06CF19A	Goldman Sachs Ila Fed Port	Amort	0.00	1.231		100.000	07/31/2021	0.00	0.00	0.00
PAINVEST	10752	06CF19A	PA Invest	Amort	1,934,275.02	0.010		100.000	07/31/2021	1,934,275.02	1,934,275.02	1,934,275.02
64952WDA8	10719	06CF19A	New York Life Global	Fair	2,000,000.00	2.076	08/06/2021	100.026	07/31/2021	2,000,520.00	2,000,317.78	2,000,520.00
2254EAV91	10847	06CF19A	Credit Suisse 355	Fair	3,000,000.00	0.273	08/09/2021	99.997	07/31/2021	2,999,925.00	2,999,820.00	2,999,925.00
06742VQ95	10850	06CF19A	Barclays US Funding LLC	Fair	5,000,000.00	0.324	08/30/2021	99.991	07/31/2021	4,999,565.00	4,998,711.11	4,999,565.00
9127964L0	10846	06CF19A	U.S. Treasury	Fair	2,000,000.00	0.112	09/09/2021	99.996	07/31/2021	1,999,920.66	1,999,759.07	1,999,920.66
53948AWG2	10867	06CF19A	Lloyd Bank Corp	Fair	7,000,000.00	0.194	09/16/2021	99.987	07/31/2021	6,999,104.00	6,998,300.56	6,999,104.00
16536HXN6	10874	06CF19A	Chesham Finance	Fair	5,000,000.00	0.200	10/22/2021	99.968	07/31/2021	4,998,425.00	4,997,722.20	4,998,425.00
912828YP9	10844	06CF19A	U.S. Treasury	Fair	3,000,000.00	0.127	10/31/2021	100.353	07/31/2021	3,010,605.48	3,010,256.15	3,010,605.48
0018A2Y59	10870	06CF19A	ANZ New Zealand International	Fair	4,000,000.00	0.203	11/05/2021	99.971	07/31/2021	3,998,876.00	3,997,866.66	3,998,876.00
854324TYV2	10858	06CF19A	Standard Chart	Fair	10,000,000.00	0.203	11/29/2021	99.959	07/31/2021	9,995,910.00	9,993,333.33	9,995,910.00
3130AABG2	10845	06CF19A	Federal Home Loan Bank	Fair	1,330,000.00	0.132	11/29/2021	100.589	07/31/2021	1,337,840.35	1,337,588.80	1,337,840.35

**Delaware River Joint TBC
Investment Classification
July 31, 2021**

CUSIP	Investment #	Fund	Issuer	Investment Class	Par Value	YTM	Maturity Date	Market Price	Market Date	Market Value	Book Value	Reported Value
Construction Fund 2019A												
40588LZA0	10877	06CF19A	Halkin Fin LLC	Fair	5,000,000.00	0.194	12/10/2021	99.944	07/31/2021	4,997,205.00	4,996,543.03	4,997,205.00
40588LZU6	10878	06CF19A	Halkin Fin LLC	Fair	5,000,000.00	0.193	12/28/2021	99.934	07/31/2021	4,996,740.00	4,996,068.03	4,996,740.00
27873KA77	10873	06CF19A	Ebury Finance Ltd	Fair	3,000,000.00	0.223	01/07/2022	99.929	07/31/2021	2,997,888.00	2,997,084.99	2,997,888.00
05970UAL2	10885	06CF19A	BANCO SANTANDER	Fair	3,000,000.00	0.162	01/20/2022	99.926	07/31/2021	2,997,804.00	2,997,706.67	2,997,804.00
771196BM3	10725	06CF19A	ROCHE HLDGS INC	Fair	3,000,000.00	2.049	01/28/2022	100.640	07/31/2021	3,019,200.00	2,995,719.85	3,019,200.00
16536JB14	10876	06CF19A	Chesham Finance	Fair	3,000,000.00	0.203	02/01/2022	99.915	07/31/2021	2,997,453.00	2,996,933.33	2,997,453.00
78012KZG5	10720	06CF19A	Royal Bank of Canada	Fair	1,500,000.00	2.057	02/01/2022	101.284	07/31/2021	1,519,260.00	1,505,041.01	1,519,260.00
05253CC12	10883	06CF19A	Aust & NZ Banking Group	Fair	3,000,000.00	0.132	03/01/2022	99.918	07/31/2021	2,997,564.00	2,997,703.33	2,997,564.00
53948BD14	10887	06CF19A	Lloyd Bank Corp	Fair	4,000,000.00	0.173	04/01/2022	99.880	07/31/2021	3,995,200.00	3,995,410.02	3,995,200.00
912828YF1	10843	06CF19A	U.S. Treasury	Fair	1,000,000.00	0.143	09/15/2022	101.585	07/31/2021	1,015,859.38	1,015,197.31	1,015,859.38
166764AH3	10854	06CF19A	Chevron Corp	Fair	2,500,000.00	0.319	06/24/2023	104.755	07/31/2021	2,618,875.00	2,622,176.51	2,618,875.00
Subtotal					78,264,275.02	0.353				78,428,014.89	78,383,534.76	78,428,014.89
Debt Service Reserve Fund 2012												
38145C752	10260	06DSRF12A	Goldman Sachs Ila Fed Port	Amort	2,086.31	0.006		100.000	07/31/2021	2,086.31	2,086.31	2,086.31
912796C31	10861	06DSRF12A	U.S. Treasury	Fair	2,871,000.00	0.071	01/27/2022	99.976	07/31/2021	2,870,320.06	2,870,000.73	2,870,320.06
Subtotal					2,873,086.31	0.070				2,872,406.37	2,872,087.04	2,872,406.37
Debt Service Reserve Fund 2015												
38145C752	10349	06DSRF15	Goldman Sachs Ila Fed Port	Amort	1,250.00	0.006		100.000	07/31/2021	1,250.00	1,250.00	1,250.00
912796C31	10862	06DSRF15	U.S. Treasury	Fair	12,764,000.00	0.071	01/27/2022	99.976	07/31/2021	12,760,977.10	12,759,557.42	12,760,977.10
Subtotal					12,765,250.00	0.071				12,762,227.10	12,760,807.42	12,762,227.10
Debt Service Reserve Fund 2017												
38145C752	10425	06DSRF17	Goldman Sachs Ila Fed Port	Amort	3,113.53	0.006		100.000	07/31/2021	3,113.53	3,113.53	3,113.53
912796C31	10863	06DSRF17	U.S. Treasury	Fair	30,651,000.00	0.071	01/27/2022	99.976	07/31/2021	30,643,740.92	30,640,331.75	30,643,740.92
Subtotal					30,654,113.53	0.070				30,646,854.45	30,643,445.28	30,646,854.45
Debt Service Reserve Fund 19A												
38145C752	10712	06DSRF19A	Goldman Sachs Ila Fed Port	Amort	3,039.43	0.006		100.000	07/31/2021	3,039.43	3,039.43	3,039.43
912796C31	10866	06DSRF19A	U.S. Treasury	Fair	3,850,000.00	0.071	01/27/2022	99.976	07/31/2021	3,849,088.20	3,848,659.98	3,849,088.20
Subtotal					3,853,039.43	0.070				3,852,127.63	3,851,699.41	3,852,127.63
Total					306,603,644.84	0.529				308,459,117.02	307,811,833.50	308,459,117.02

DELAWARE RIVER JOINT TOLL BRIDGE COMMISSION
Meeting of September 27, 2021
TOLL TRAFFIC AND REVENUE STATISTICS (July 2021)

Summary: The Commission experienced an increase in total toll revenue for July 2021 in comparison to the July 2020 traffic and revenue statistics. [It should be noted that the Commission implemented a toll rate increase on April 11, 2021]. Total toll traffic also reflected an increase for the month of July 2021.

NOTE: *July 2020 traffic and revenue figures for all bridges reflect major decreases as the result of the COVID-19 lockdown.*

Analysis of July 2021 / July 2020 toll revenue data comparison:

- An overall toll revenue increase of 33.85 percent was recorded at the Commission's eight toll bridges for the month of July.
- Commercial-vehicle toll revenue reflected a 19.34 percent increase.
- Passenger-vehicle toll revenue generated a 77.90 percent increase.

Analysis of July 2021 / July 2020 traffic data comparison:

- Total toll traffic increased by 483,033 vehicles, or 13.50 percent for the month.
- Commercial-vehicle traffic increased by 20,713 vehicles, or 3.62 percent.
- Passenger-vehicle toll traffic increased by 462,320 vehicles, or 15.37 percent.
- Average daily toll traffic for the Commission's eight toll bridges for July 2021 was 131,039 total vehicles as compared to the 115,457 total vehicles recorded on the toll bridges in July 2020.
- Total recorded westbound traffic volume at the Commission's toll supported bridges for July 2021 increased by 328,522 vehicles, or 19.7 percent as compared to July 2020. Average daily westbound traffic on the toll supported bridges was 64,368 vehicles in July 2021 as compared to 53,771 vehicles in July 2020.

Traffic analysis for 2021 YTD:

- Total YTD toll traffic for the eight toll bridges is reflecting a 12.76 percent increase for the first seven months of 2021 as compared to the same seven-month period in 2020.

- Westbound traffic on the ten toll supported bridges is reflecting a 13.0 percent increase through the first seven months of 2021 as compared to 2020.

REGION REVIEW:

Southern Region

Total toll traffic at Trenton-Morrisville (TM) reflected a 5.96 percent increase for July 2021 when compared to July 2020 as the result of the increase of 45,599 cars and the decrease of 5,693 trucks. The Scudder Falls Bridge recorded an increase of 27.40 percent in total toll traffic for July 2021 as compared to July 2020 as the result of the combined increases of 118,907 passenger vehicles and 1,482 trucks. At New Hope-Lambertville (NHL), an increase of 20,790 cars and a decrease of 806 trucks generated an overall increase of 17.38 percent in total toll traffic for July 2021 as compared to July 2020.

Central Region

The I-78 Toll Bridge recorded an increase of 21.00 percent in total toll traffic for the month of July 2021 when compared to July 2020 as the result of increases of 174,632 cars and 15,654 trucks. At the Easton-Phillipsburg (EP) Toll Bridge, the combined increases of 38,265 passenger vehicles and 4,231 trucks resulted in a 11.26 percent increase in total toll traffic for July 2021 as compared to July 2020.

Northern Region

Portland-Columbia (PC) recorded a 3.33 percent increase in total toll traffic during July 2021 compared to July 2020 as the result of the increases of 3,416 automobiles and 217 trucks. At the Delaware Water Gap (DWG) Toll Bridge, the increase of 62,938 passenger vehicles combined with the increase of 5,171 trucks to generate an overall increase of 8.13 percent in total toll traffic for July 2021 when compared to July 2020. At Milford-Montague (MM), the decrease of 2,227 passenger vehicles combined with the increase of 457 trucks produced a decrease of 1.42 percent in total toll traffic for July 2021 as compared to July 2020.

E-ZPass Penetration Rates

The table below provides a comparison of the *E-ZPass* penetration rates for the Commission's eight (8) toll bridges for the months of July, 2021 and July, 2020, and the year-to-date periods ending July 31, 2021 and July 31, 2020.

		<i>E-ZPass</i> PENETRATION RATES					
		July 2021	July 2020	Change in Monthly Percentage	YTD 2021	YTD 2020	Change in YTD Percentage
All Toll Bridges	Cars	82.93	74.59	8.34	80.04	78.47	1.57
	Trucks	93.50	91.66	1.84	93.32	93.28	0.04
	Total	84.48	77.32	7.16	82.25	81.02	1.23
Trenton - Morrisville	Cars	82.52	69.31	13.21	76.97	74.22	2.75
	Trucks	93.19	92.29	0.90	93.11	93.81	-0.70
	Total	83.57	71.89	11.68	78.79	76.43	2.36
Scudder Falls	Cars	90.16	88.11	2.05	90.22	90.36	-0.14
	Trucks	89.62	83.97	5.65	88.25	84.65	3.60
	Total	90.12	87.75	2.37	90.07	89.90	0.17
New Hope - Lambertville	Cars	91.65	85.85	5.80	89.92	87.98	1.94
	Trucks	91.72	89.87	1.85	91.52	91.96	-0.44
	Total	91.66	86.24	5.42	90.06	88.34	1.72
I-78	Cars	79.15	73.39	5.76	77.85	77.06	0.79
	Trucks	94.53	93.11	1.42	94.46	94.52	-0.06
	Total	83.24	79.40	3.84	83.11	83.12	-0.01
Easton - Phillipsburg	Cars	85.13	71.47	13.66	79.83	76.26	3.57
	Trucks	88.90	85.65	3.25	88.09	89.17	-1.08
	Total	85.40	72.44	12.96	80.41	77.18	3.23
Portland - Columbia	Cars	81.49	65.38	16.11	75.29	70.43	4.86
	Trucks	93.36	90.61	2.75	92.34	92.52	-0.18
	Total	82.50	67.54	14.96	76.80	72.34	4.46
Delaware Water Gap	Cars	80.15	74.26	5.89	77.57	76.69	0.88
	Trucks	93.96	92.15	1.81	93.92	93.95	-0.03
	Total	82.23	77.07	5.16	80.44	79.93	0.51
Milford - Montague	Cars	82.11	70.81	11.30	75.71	72.57	3.14
	Trucks	87.58	84.68	2.90	87.92	87.76	0.16
	Total	82.30	71.24	11.06	76.17	73.09	3.08

DELAWARE RIVER JOINT TOLL BRIDGE COMMISSION

ALL TOLL BRIDGES

COMPARATIVE STATEMENT OF TOLL TRAFFIC AND REVENUE

JULY 2021

JANUARY 1, 2020 JULY 31, 2020 213 DAYS		JANUARY 1, 2021 JULY 31, 2021 212 DAYS		VEHICLE CLASS	MONTH OF JULY 2021 31 DAYS		MONTH OF JULY 2021 31 DAYS	
NUMBER OF VEHICLES	TOTAL REVENUE	NUMBER OF VEHICLES	TOTAL REVENUE		NUMBER OF VEHICLES	TOTAL REVENUE	NUMBER OF VEHICLES	TOTAL REVENUE
17,585,756	\$ 18,804,421.65	19,978,050	\$ 27,779,632.85	Passenger	3,469,325	\$ 5,621,632.80	3,007,005	\$ 3,202,316.80
-	(745,247.68)	-	(725,966.19)	Discounts *	-	(79,079.75)	-	(86,741.35)
17,585,756	\$ 18,059,173.97	19,978,050	\$ 27,053,666.66	TOTAL PASSENGER	3,469,325	\$ 5,542,553.05	3,007,005	\$ 3,115,575.45
654,654	4,281,799.50	781,272	6,244,673.75	2-Axle Trucks	121,633	1,114,181.10	106,441	696,807.20
235,201	2,812,730.01	267,872	3,469,296.53	3-Axle Trucks	41,163	562,282.50	35,017	418,957.58
310,754	4,919,165.60	311,386	5,359,314.90	4-Axle Trucks	50,629	923,362.00	46,674	738,887.70
2,386,577	46,993,864.00	2,556,540	54,638,015.69	5-Axle Trucks	369,083	8,407,815.00	372,154	7,328,633.69
80,887	1,880,343.30	70,775	1,793,579.70	6-Axle Trucks	10,070	273,333.00	11,645	270,882.15
1,495	45,120.75	2,658	88,088.84	7-Axle Trucks	300	10,228.50	234	6,917.56
-	-	-	-	Permits	-	-	-	-
3,669,568	\$ 60,933,023.16	3,990,503	\$ 71,592,969.41	TOTAL TRUCKS	592,878	\$ 11,291,202.10	572,165	\$ 9,461,085.88
21,255,324	\$ 78,992,197.13	23,968,553	\$ 98,646,636.07	TOTAL TOLL VEHICLES	4,062,203	\$ 16,833,755.15	3,579,170	12,576,661.33
99,790	\$ 370,855.39	113,059	\$ 465,314.32	DAILY AVERAGE	131,039	\$ 543,024.36	115,457	\$ 405,698.75

YTD Rate Change with SFB Traffic		MTD Rate Change Traffic	
Traffic (toll)	12.76%	Traffic (toll)	13.50%
Autos	13.60%	Autos	15.37%
Trucks	8.75%	Trucks	3.62%
Revenue	24.88%	Revenue	33.85%
Autos	49.81%	Autos	77.90%
Trucks	17.49%	Trucks	19.34%

NOTE: Total toll traffic and toll revenue for the Commission's bridges increased compared to July 2020. The traffic decreased significantly in July 2020 as a result of COVID-19 pandemic. In June 2021, both PA and NJ Governors implemented reopening plans and began to lift the restrictions on gathering. In addition, toll rate adjustments took effect on April 11th, 2021.

* "Discounts" represents rebates for commuter discounts earned when a customer crosses the Commission's bridges 16 times in a calendar month, as well as discounts for employee's, and Commission vehicle's non-revenue crossings. Starting May 2021, the commuter discount rate is reduced from 40% to 20%.

DELAWARE RIVER JOINT TOLL BRIDGE COMMISSION
 TRENTON - MORRISVILLE TOLL BRIDGE
 COMPARATIVE STATEMENT OF TOLL TRAFFIC AND REVENUE

JULY 2021

JANUARY 1, 2020 JULY 31, 2020 213 DAYS	TOTAL REVENUE	JANUARY 1, 2021 JULY 31, 2021 212 DAYS	TOTAL REVENUE	VEHICLE CLASS	MONTH OF JULY 2021 31 DAYS	TOTAL REVENUE	MONTH OF JULY 2020 31 DAYS	TOTAL REVENUE
NUMBER OF VEHICLES		NUMBER OF VEHICLES			NUMBER OF VEHICLES		NUMBER OF VEHICLES	
3,680,507	\$ 3,699,681.00	3,948,778	\$ 5,353,064.50	Passenger	640,339	\$ 1,037,784.75	594,740	\$ 598,664.00
	(139,402.78)		(132,458.75)	Discounts *		(14,403.37)		(15,815.49)
3,680,507	\$ 3,560,278.22	3,948,778	\$ 5,220,605.75	TOTAL PASSENGER	640,339	\$ 1,023,381.38	594,740	\$ 582,848.51
179,582	1,158,930.50	174,182	1,353,371.30	2-Axle Trucks	22,625	206,668.50	29,253	188,867.90
61,619	734,700.00	74,481	951,788.40	3-Axle Trucks	10,316	140,478.00	9,538	113,454.00
51,567	818,484.80	57,943	995,166.80	4-Axle Trucks	8,390	152,618.00	8,179	129,532.80
172,583	3,395,104.00	194,821	4,178,073.00	5-Axle Trucks	27,991	640,965.00	28,021	551,316.00
1,608	38,066.40	2,065	51,822.60	6-Axle Trucks	248	6,780.00	271	6,388.80
90	2,626.00	155	4,798.70	7-Axle Trucks	14	454.00	15	433.20
				Permits				
467,049	\$ 6,147,911.70	503,647	\$ 7,535,020.80	TOTAL TRUCKS	69,584	\$ 1,147,963.50	75,277	\$ 989,992.70
4,147,556	\$ 9,708,189.92	4,452,425	\$ 12,755,626.55	TOTAL TOLL VEHICLES	709,923	\$ 2,171,344.88	670,017	\$ 1,572,841.21
19,472	\$ 45,578.36	21,002	\$ 60,168.05	DAILY AVERAGE	22,901	\$ 70,043.38	21,613	\$ 50,736.81
Rate Change					Rate Change			
Traffic (toll)		7.35%			Traffic (toll)		5.96%	
Autos		7.29%			Autos		7.67%	
Trucks		7.84%			Trucks		-7.56%	
Revenue		31.39%			Revenue		38.05%	
Autos		46.63%			Autos		75.58%	
Trucks		22.56%			Trucks		15.96%	

DELAWARE RIVER JOINT TOLL BRIDGE COMMISSION

SCUDDER FALLS TOLL BRIDGE

COMPARATIVE STATEMENT OF TOLL TRAFFIC AND REVENUE

JULY 2021

JANUARY 1, 2020 JULY 31, 2020 213 DAYS		JANUARY 1, 2021 JULY 31, 2021 212 DAYS		MONTH OF JULY 2021 31 DAYS		MONTH OF JULY 2020 31 DAYS		
NUMBER OF VEHICLES	TOTAL REVENUE	NUMBER OF VEHICLES	TOTAL REVENUE	VEHICLE CLASS	NUMBER OF VEHICLES	TOTAL REVENUE	NUMBER OF VEHICLES	TOTAL REVENUE
2,842,501	\$ 3,937,116.65 (187,924.40)	3,074,309	\$ 4,352,704.10 (157,646.72)	Passenger Discounts *	519,694	\$ 744,882.55 (17,296.96)	400,787	\$ 568,225.80 (21,940.59)
2,842,501	\$ 3,749,192.25	3,074,309	\$ 4,195,057.38	TOTAL PASSENGER	519,694	\$ 727,585.59	400,787	\$ 546,285.21
93,816	666,848.55	127,406	1,048,917.55	2-Axle Trucks	19,779	179,823.60	14,961	106,820.40
24,786	317,574.81	28,438	377,128.43	3-Axle Trucks	4,427	60,301.50	4,104	52,629.98
16,124	276,048.80	18,096	321,728.50	4-Axle Trucks	3,060	55,864.00	2,675	46,047.70
109,456	2,337,536.00	93,394	2,061,638.19	5-Axle Trucks	12,573	286,770.00	16,597	353,767.69
1,426	36,900.90	1,914	50,585.70	6-Axle Trucks	204	5,583.00	233	6,039.75
265	8,241.15	254	8,210.34	7-Axle Trucks	41	1,375.00	32	989.56
				Permits				
245,873	\$ 3,643,150.21	269,502	\$ 3,868,208.71	TOTAL TRUCKS	40,084	\$ 589,717.10	38,602	\$ 566,295.08
3,088,374	\$ 7,392,342.46	3,343,811	\$ 8,063,266.09	TOTAL TOLL VEHICLES	559,778	\$ 1,317,302.69	439,389	\$ 1,112,580.29
14,499	\$ 34,705.83	15,773	\$ 38,034.27	DAILY AVERAGE	18,057	\$ 42,493.64	14,174	\$ 35,889.69
Rate Change				Rate Change				
Traffic (toll)		8.27%		Traffic (toll)		27.40%		
Autos		8.16%		Autos		29.67%		
Trucks		9.61%		Trucks		3.84%		
Revenue		9.08%		Revenue		18.40%		
Autos		11.89%		Autos		33.19%		
Trucks		6.18%		Trucks		4.14%		

DELAWARE RIVER JOINT TOLL BRIDGE COMMISSION
 NEW HOPE - LAMBERTVILLE TOLL BRIDGE
 COMPARATIVE STATEMENT OF TOLL TRAFFIC AND REVENUE

JULY 2021

JANUARY 1, 2020 JULY 31, 2020 213 DAYS		JANUARY 1, 2021 JULY 31, 2021 212 DAYS		MONTH OF JULY 2021 31 DAYS		MONTH OF JULY 2020 31 DAYS		
NUMBER OF VEHICLES	TOTAL REVENUE	NUMBER OF VEHICLES	TOTAL REVENUE	VEHICLE CLASS	NUMBER OF VEHICLES	TOTAL REVENUE	NUMBER OF VEHICLES	TOTAL REVENUE
649,133	\$ 655,851.00	704,930	\$ 898,931.50	Passenger	124,549	\$ 181,471.25	103,759	\$ 105,103.00
	(40,251.35)		(46,379.64)	Discounts *		(3,949.74)		(4,558.93)
649,133	\$ 615,599.65	704,930	\$ 852,551.86	TOTAL PASSENGER	124,549	\$ 177,521.51	103,759	\$ 100,544.07
26,902	173,748.25	30,426	240,966.60	2-Axle Trucks	4,725	43,350.00	4,364	28,191.80
8,619	102,729.60	8,301	108,290.10	3-Axle Trucks	1,407	19,198.50	1,582	18,884.40
7,163	112,518.40	6,363	109,390.80	4-Axle Trucks	1,065	19,442.00	1,716	27,096.00
21,540	424,482.00	21,755	464,751.00	5-Axle Trucks	3,090	70,282.50	3,381	66,584.00
1,184	26,923.20	1,058	26,680.20	6-Axle Trucks	138	3,738.00	181	4,147.20
25	702.40	19	567.70	7-Axle Trucks	3	63.00	10	281.20
-				Permits				
65,433	\$ 841,103.85	67,922	\$ 950,646.40	TOTAL TRUCKS	10,428	\$ 156,074.00	11,234	\$ 145,184.60
714,566	\$ 1,456,703.50	772,852	\$ 1,803,198.26	TOTAL TOLL VEHICLES	134,977	\$ 333,595.51	114,993	\$ 245,728.67
3,355	\$ 6,838.98	3,646	\$ 8,505.65	DAILY	4,354	\$ 10,761.15	3,709	\$ 7,926.73
Rate Change					Rate Change			
Traffic (toll)					Traffic (toll)			
Autos					Autos			
Trucks					Trucks			
Revenue					Revenue			
Autos					Autos			
Trucks					Trucks			

DELAWARE RIVER JOINT TOLL BRIDGE COMMISSION

I78 TOLL BRIDGE

COMPARATIVE STATEMENT OF TOLL TRAFFIC AND REVENUE

JULY 2021

JANUARY 1, 2020 JULY 31, 2020 213 DAYS		JANUARY 1, 2021 JULY 31, 2021 212 DAYS		VEHICLE CLASS	MONTH OF JULY 2021 31 DAYS		MONTH OF JULY 2020 31 DAYS	
NUMBER OF VEHICLES	TOTAL REVENUE	NUMBER OF VEHICLES	TOTAL REVENUE		NUMBER OF VEHICLES	TOTAL REVENUE	NUMBER OF VEHICLES	TOTAL REVENUE
3,408,641	\$ 3,446,832.00 (137,643.77)	4,247,497	\$ 6,109,896.25 (120,542.46)	Passenger Discounts *	804,482	\$ 1,383,292.50 (13,404.28)	629,850	\$ 638,414.00 (15,483.72)
3,408,641	\$ 3,309,188.23	4,247,497	\$ 5,989,353.79	TOTAL PASSENGER	804,482	\$ 1,369,888.22	629,850	\$ 622,930.28
161,833	1,041,761.50	199,655	1,598,367.85	2-Axle Trucks	32,725	300,779.00	25,459	163,920.25
76,652	904,544.40	83,863	1,081,166.70	3-Axle Trucks	13,566	185,743.50	10,511	124,045.20
155,159	2,439,684.80	144,710	2,478,473.60	4-Axle Trucks	23,858	434,866.00	21,254	333,648.00
1,361,484	26,673,188.00	1,489,448	31,763,000.50	5-Axle Trucks	214,829	4,891,480.00	211,007	4,135,244.00
55,564	1,287,897.60	46,524	1,177,888.20	6-Axle Trucks	6,705	181,920.00	7,882	182,719.20
655	19,518.00	1,728	57,906.40	7-Axle Trucks Permits	185	6,503.00	101	2,950.00
1,811,347	\$ 32,366,594.30	1,965,928	\$ 38,156,803.25	TOTAL TRUCKS	291,868	\$ 6,001,291.50	276,214	\$ 4,942,526.65
5,219,988	\$ 35,675,782.53	6,213,425	\$ 44,146,157.04	TOTAL TOLL VEHICLES	1,096,350	\$ 7,371,179.72	906,064	\$ 5,565,456.93
24,507	\$ 167,491.94	29,309	\$ 208,236.59	DAILY AVERAGE	35,366	\$ 237,779.99	29,228	\$ 179,530.87
Rate Change				Rate Change				
Traffic (toll)		19.03%		Traffic (toll)		21.00%		
Autos		24.61%		Autos		27.73%		
Trucks		8.53%		Trucks		5.67%		
Revenue		23.74%		Revenue		32.45%		
Autos		80.99%		Autos		119.91%		
Trucks		17.89%		Trucks		21.42%		

DELAWARE RIVER JOINT TOLL BRIDGE COMMISSION
 EASTON - PHILLIPSBURG TOLL BRIDGE
 COMPARATIVE STATEMENT OF TOLL TRAFFIC AND REVENUE

JULY 2021

JANUARY 1, 2020 JULY 31, 2020 213 DAYS		JANUARY 1, 2021 JULY 31, 2021 212 DAYS		MONTH OF JULY 2021 31 DAYS		MONTH OF JULY 2020 31 DAYS		
NUMBER OF VEHICLES	TOTAL REVENUE	NUMBER OF VEHICLES	TOTAL REVENUE	VEHICLE CLASS	NUMBER OF VEHICLES	TOTAL REVENUE	NUMBER OF VEHICLES	TOTAL REVENUE
2,190,091	\$ 2,204,877.00 (84,023.32)	2,462,071	\$ 3,243,778.50 (81,208.18)	Passenger Discounts *	389,624	\$ 609,639.75 (9,320.37)	351,359	\$ 354,328.00 (9,415.24)
2,190,091	\$ 2,120,853.68	2,462,071	\$ 3,162,570.32	TOTAL PASSENGER	389,624	\$ 600,319.38	351,359	\$ 344,912.76
63,030	406,921.45	72,805	579,746.85	2-Axle Trucks	11,251	103,110.00	10,162	65,643.50
21,011	250,072.80	21,165	275,775.90	3-Axle Trucks	3,503	47,965.50	2,861	33,994.80
18,588	293,699.20	19,471	338,483.60	4-Axle Trucks	3,585	65,650.00	2,759	43,481.60
65,202	1,281,488.00	73,332	1,575,397.00	5-Axle Trucks	11,651	266,192.50	10,044	197,390.00
565	13,308.00	652	16,890.00	6-Axle Trucks	148	4,038.00	97	2,294.40
22	613.20	92	2,855.00	7-Axle Trucks	20	630.00	4	112.00
				Permits	-		-	-
168,418	\$ 2,246,102.65	187,517	\$ 2,789,148.35	TOTAL TRUCKS	30,158	\$ 487,586.00	25,927	\$ 342,916.30
2,358,509	\$ 4,366,956.33	2,649,588	\$ 5,951,718.67	TOTAL TOLL VEHICLES	419,782	\$ 1,087,905.38	377,286	\$ 687,829.06
11,073	\$ 20,502.14	12,498	\$ 28,074.14	DAILY AVERAGE	13,541	\$ 35,093.72	12,171	\$ 22,188.03
Rate Change					Rate Change			
Traffic (toll)		12.34%			Traffic (toll)		11.26%	
Autos		12.42%			Autos		10.89%	
Trucks		11.34%			Trucks		16.32%	
Revenue					Revenue			
Autos		36.29%			Autos		58.17%	
Trucks		49.12%			Trucks		74.05%	
		24.18%					42.19%	

DELAWARE RIVER JOINT TOLL BRIDGE COMMISSION
 PORTLAND - COLUMBIA TOLL BRIDGE
 COMPARATIVE STATEMENT OF TOLL TRAFFIC AND REVENUE

JULY 2021

JANUARY 1, 2020 JULY 31, 2020 213 DAYS		JANUARY 1, 2021 JULY 31, 2021 212 DAYS		MONTH OF JULY 2021 31 DAYS		MONTH OF JULY 2020 31 DAYS		
NUMBER OF VEHICLES	TOTAL REVENUE	NUMBER OF VEHICLES	TOTAL REVENUE	VEHICLE CLASS	NUMBER OF VEHICLES	TOTAL REVENUE	NUMBER OF VEHICLES	TOTAL REVENUE
572,975	\$ 579,755.00	585,587	\$ 809,418.00	Passenger	103,150	\$ 168,803.25	99,734	\$ 101,162.00
	(3,424.46)		(30,245.11)	Discounts *		(2,800.87)		(2,436.59)
572,975	\$ 576,330.54	585,587	\$ 779,172.89	TOTAL PASSENGER	103,150	\$ 166,002.38	99,734	\$ 98,725.41
12,854	83,240.30	15,138	120,602.85	2-Axle Trucks	2,431	22,289.00	2,133	13,831.35
4,799	57,314.40	5,106	66,361.50	3-Axle Trucks	820	11,184.00	722	8,628.00
15,319	244,462.40	13,128	227,634.40	4-Axle Trucks	2,688	48,682.00	2,945	47,001.60
21,128	417,382.00	23,259	501,206.00	5-Axle Trucks	3,576	81,332.50	3,515	69,412.00
112	2,673.60	111	2,870.40	6-Axle Trucks	23	621.00	8	189.60
3	84.00	11	339.50	7-Axle Trucks	2	63.00		
				Permits				
54,215	\$ 805,156.70	56,753	\$ 919,014.65	TOTAL TRUCKS	9,540	\$ 164,171.50	9,323	\$ 139,062.55
627,190	\$ 1,381,487.24	642,340	\$ 1,698,187.54	TOTAL TOLL VEHICLES	112,690	\$ 330,173.88	109,057	\$ 237,787.96
2,945	\$ 6,485.86	3,030	\$ 8,010.32	DAILY AVERAGE	3,635	\$ 10,650.77	3,518	\$ 7,670.58
Rate Change					Rate Change			
Traffic (toll)		2.42%			Traffic (toll)		3.33%	
Autos		2.20%			Autos		3.43%	
Trucks		4.68%			Trucks		2.33%	
Revenue					Revenue			
Autos		22.92%			Autos		38.85%	
Trucks		35.20%			Trucks		68.15%	
		14.14%					18.06%	

DELAWARE RIVER JOINT TOLL BRIDGE COMMISSION
 DELAWARE WATER GAP TOLL BRIDGE
 COMPARATIVE STATEMENT OF TOLL TRAFFIC AND REVENUE

JULY 2021

JANUARY 1, 2020 JULY 31, 2020 213 DAYS		JANUARY 1, 2021 JULY 31, 2021 212 DAYS		MONTH OF JULY 2021 31 DAYS		MONTH OF JULY 2020 31 DAYS		
NUMBER OF VEHICLES	TOTAL REVENUE	NUMBER OF VEHICLES	TOTAL REVENUE	VEHICLE CLASS	NUMBER OF VEHICLES	TOTAL REVENUE	NUMBER OF VEHICLES	TOTAL REVENUE
3,617,535	\$ 3,647,887.00	4,289,339	\$ 6,073,913.75	Passenger	769,274	\$ 1,303,720.00	706,336	\$ 714,080.00
-	(129,994.97)		(129,978.37)	Discounts *	-	(14,891.07)	-	(14,678.99)
3,617,535	\$ 3,517,892.03	4,289,339	\$ 5,943,935.38	TOTAL PASSENGER	769,274	\$ 1,288,828.93	706,336	\$ 699,401.01
104,964	675,278.50	146,443	1,180,863.30	2-Axle Trucks	25,525	234,411.00	17,932	115,501.10
35,459	418,786.80	44,322	579,719.10	3-Axle Trucks	6,742	92,164.50	5,317	62,760.00
44,655	699,856.00	49,547	851,318.80	4-Axle Trucks	7,635	139,836.00	6,766	106,048.00
629,203	12,346,292.00	653,885	13,950,598.00	5-Axle Trucks	94,335	2,147,035.00	98,656	1,936,450.00
20,358	472,896.00	18,382	465,065.40	6-Axle Trucks	2,596	70,434.00	2,954	68,647.20
432	13,252.00	398	13,383.20	7-Axle Trucks	35	1,140.50	72	2,151.60
				Permits				
835,071	\$ 14,626,361.30	912,977	\$ 17,040,947.80	TOTAL TRUCKS	136,868	\$ 2,685,021.00	131,697	\$ 2,291,557.90
4,452,606	\$ 18,144,253.33	5,202,316	\$ 22,984,883.18	TOTAL TOLL VEHICLES	906,142	\$ 3,973,849.93	838,033	\$ 2,990,958.91
20,904	\$ 85,184.29	24,539	\$ 108,419.26	DAILY AVERAGE	29,230	\$ 128,188.71	27,033	\$ 96,482.55

Rate Change

Traffic (toll)	16.84%
Autos	18.57%
Trucks	9.33%
Revenue	26.68%
Autos	68.96%
Trucks	16.51%

Rate Change

Traffic (toll)	8.13%
Autos	8.91%
Trucks	3.93%
Revenue	32.86%
Autos	84.28%
Trucks	17.17%

DELAWARE RIVER JOINT TOLL BRIDGE COMMISSION
MILFORD - MONTAGUE TOLL BRIDGE
COMPARATIVE STATEMENT OF TOLL TRAFFIC AND REVENUE

JULY 2021

JANUARY 1, 2020 JULY 31, 2020 213 DAYS		JANUARY 1, 2021 JULY 31, 2021 212 DAYS		MONTH OF JULY 2021 31 DAYS		MONTH OF JULY 2020 31 DAYS		
NUMBER OF VEHICLES	TOTAL REVENUE	NUMBER OF VEHICLES	TOTAL REVENUE	VEHICLE CLASS	NUMBER OF VEHICLES	TOTAL REVENUE	NUMBER OF VEHICLES	TOTAL REVENUE
624,373	\$ 632,422.00	665,539	\$ 937,926.25	Passenger	118,213	\$ 192,038.75	120,440	\$ 122,340.00
	(22,582.63)		(27,506.96)	Discounts *		(3,013.09)		(2,411.80)
624,373	\$ 609,839.37	665,539	\$ 910,419.29	TOTAL PASSENGER	118,213	\$ 189,025.66	120,440	\$ 119,928.20
11,673	75,070.45	15,217	121,837.45	2-Axle Trucks	2,572	23,750.00	2,177	14,030.90
2,256	27,007.20	2,196	29,066.40	3-Axle Trucks	382	5,247.00	382	4,561.20
2,179	34,411.20	2,128	37,118.40	4-Axle Trucks	348	6,404.00	380	6,032.00
5,981	118,392.00	6,646	143,352.00	5-Axle Trucks	1,038	23,757.50	933	18,470.00
70	1,677.60	69	1,777.20	6-Axle Trucks	8	219.00	19	456.00
3	84.00	1	28.00	7-Axle Trucks				
				Permits	-	-	-	-
22,162	\$ 256,642.45	26,257	\$ 333,179.45	TOTAL TRUCKS	4,348	\$ 59,377.50	3,891	\$ 43,550.10
646,535	\$ 866,481.82	691,796	\$ 1,243,598.74	TOTAL TOLL VEHICLES	122,561	\$ 248,403.16	124,331	\$ 163,478.30
3,035	\$ 4,067.99	3,263	\$ 5,866.03	DAILY AVERAGE	3,954	\$ 8,013.01	4,011	\$ 5,273.49
Rate Change				Rate Change				
Traffic (toll)		7.00%		Traffic (toll)		-1.42%		
Autos		6.59%		Autos		-1.85%		
Trucks		18.48%		Trucks		11.75%		
Revenue		43.52%		Revenue		51.95%		
Autos		49.29%		Autos		57.62%		
Trucks		29.82%		Trucks		36.34%		



Delaware River Joint Toll Bridge Commission Toll Supported Bridge - Westbound Traffic Counts

July 2021

Bridge	Westbound Volume					
	July 2021	July 2020	% Change	YTD 2021	YTD 2020	% Change
Lower Trenton	462,375	398,608	16.0%	2,799,949	2,448,667	14.3%
Calhoun Street	336,470	304,075	10.7%	2,050,232	1,773,485	15.6%
Washington Crossing ¹	145,377	117,729	23.5%	827,327	772,440	7.1%
New Hope - Lambertville	226,229	123,233	83.6%	1,412,427	1,113,008	26.9%
Centre Bridge - Stockton	94,039	82,013	14.7%	530,054	481,557	10.1%
Uhlerstown - Frenchtown	99,983	81,908	22.1%	579,468	574,764	0.8%
Upper Black Eddy - Milford	56,289	52,387	7.4%	372,345	342,621	8.7%
Riegelsville	57,324	50,209	14.2%	338,701	306,732	10.4%
Northampton Street	409,169	360,371	13.5%	2,524,346	2,270,861	11.2%
Riverton - Belvidere	108,161	96,361	12.2%	624,025	584,269	6.8%
Total	1,995,416	1,666,894	19.7%	12,058,875	10,668,404	13.0%

NOTES:

1. Washington Crossing Sensor lost in lightning strike on 7/7 and unavailable until 7/23. Total for June 2021 EB & WB Traffic used and increased by 4% (the total monthly increase from June 2021 to July 2021 across all Toll & Toll Supported Bridges).

On 4/11/21, a toll adjustment at the Commission's 8 Toll Bridges was implemented.

On 3/19/20, Due to COVID-19 Pandemic, PA Governor Wolf Orders Closure of Non-Life-Sustaining Businesses at 8 p.m. On 3/23/20, Gov. Wolf begins to issue Stay at Home Orders to specific counties.

On 3/21/20 Due to COVID-19 Pandemic, NJ Governor Murphy Announces Statewide Stay at Home Order, Closure of All Non-Essential Retail Businesses.



Delaware River Joint Toll Bridge Commission Toll-Supported Bridge Traffic Counts July 2021

Bridge	Eastbound				Westbound				Total Volume	
	July 2021		July 2020		July 2021		July 2020		July 2021	July 2020
	Volume	% of Total	Volume	% of Total	Volume	% of Total	Volume	% of Total		
Lower Trenton	88,775	16.1%	84,521	17.5%	462,375	83.9%	398,608	82.5%	551,150	483,129
Calhoun Street	179,421	34.8%	174,092	36.4%	336,470	65.2%	304,075	63.6%	515,891	478,167
Washington Crossing	72,493	33.3%	60,073	33.8%	145,377	66.7%	117,729	66.2%	217,871	177,802
New Hope-Lambertville	189,069	45.5%	166,228	57.4%	226,229	54.5%	123,233	42.6%	415,298	289,461
Centre Bridge-Stockton	78,687	45.6%	72,033	46.8%	94,039	54.4%	82,013	53.2%	172,726	154,046
Uhlerstown-Frenchtown	55,607	35.7%	38,900	32.2%	99,983	64.3%	81,908	67.8%	155,590	120,808
Upper Black Eddy-Milford	55,755	49.8%	51,887	49.8%	56,289	50.2%	52,387	50.2%	112,044	104,274
Riegelsville	49,249	46.2%	45,030	47.3%	57,324	53.8%	50,209	52.7%	106,573	95,239
Northampton Street	140,435	25.6%	145,295	28.7%	409,169	74.4%	360,371	71.3%	549,604	505,666
Riverton-Belvidere	58,915	35.3%	56,426	36.9%	108,161	64.7%	96,361	63.1%	167,076	152,787
Total	968,406	32.7%	894,485	34.9%	1,995,416	67.3%	1,666,894	65.1%	2,963,823	2,561,379

NOTES:

1. Washington Crossing Sensor lost in lightning strike on 7/7 and unavailable until 7/23. Total for June 2021 EB & WB Traffic used and increased by 4% (the total monthly increase from June 2021 to July 2021 across all Toll & Toll Supported Bridges).

On 4/11/21, a toll adjustment at the Commission's 8 Toll Bridges was implemented.

On 3/19/20, Due to COVID-19 Pandemic, PA Governor Wolf Orders Closure of Non-Life-Sustaining Businesses at 8 p.m. On 3/23/20, Gov. Wolf begins to issue Stay at Home Orders to specific counties.

On 3/21/20 Due to COVID-19 Pandemic, NJ Governor Murphy Announces Statewide Stay at Home Order, Closure of All Non-Essential Retail Businesses.

This Table added in September 2020.



Delaware River Joint Toll Bridge Commission Toll Supported Bridge - Two Way Traffic Counts July 2021

Bridge	Total Volume					
	July 2021	July 2020	% Change	YTD 2021	YTD 2020	% Change
Lower Trenton	551,150	483,129	14.1%	3,344,184	2,969,510	12.6%
Calhoun Street	515,891	478,167	7.9%	3,127,851	2,698,463	15.9%
Washington Crossing ¹	217,871	177,802	22.5%	1,225,426	1,168,041	4.9%
New Hope - Lambertville	415,298	289,461	43.5%	2,455,058	2,058,848	19.2%
Centre Bridge - Stockton	172,726	154,046	12.1%	971,158	922,225	5.3%
Uhlerstown - Frenchtown	155,590	120,808	28.8%	893,847	870,463	2.7%
Upper Black Eddy-Milford	112,044	104,274	7.5%	702,381	653,737	7.4%
Riegelsville	106,573	95,239	11.9%	635,061	584,492	8.7%
Northampton Street	549,604	505,666	8.7%	3,452,696	3,167,809	9.0%
Riverton - Belvidere	167,076	152,787	9.4%	989,995	928,899	6.6%
Total	2,963,823	2,561,379	15.7%	17,797,657	16,022,487	11.1%

NOTES:

1. Washington Crossing Sensor lost in lightning strike on 7/7 and unavailable until 7/23. Total for June 2021 EB & WB Traffic used and increased by 4% (the total monthly increase from June 2021 to July 2021 across all Toll & Toll Supported Bridges).

On 4/11/21, a toll adjustment at the Commission's 8 Toll Bridges was implemented.

On 3/19/20, Due to COVID-19 Pandemic, PA Governor Wolf Orders Closure of Non-Life-Sustaining Businesses at 8 p.m. On 3/23/20, Gov. Wolf begins to issue Stay at Home Orders to specific counties.

On 3/21/20 Due to COVID-19 Pandemic, NJ Governor Murphy Announces Statewide Stay at Home Order, Closure of All Non-Essential Retail Businesses.



Delaware River Joint Toll Bridge Commission Toll Bridge - Two Way Traffic Counts July 2021

Bridge	Total Volume (all classes)					
	July 2021	July 2020	% Change	YTD 2021	YTD 2020	% Change
Trenton - Morrisville	1,801,509	1,601,268	12.5%	10,894,975	9,750,318	11.7%
Scudder Falls ¹	1,091,598	912,986	19.6%	6,840,170	6,447,148	6.1%
New Hope - Lambertville	339,477	270,581	25.5%	1,938,557	1,782,475	8.8%
Interstate 78	2,241,431	1,856,428	20.7%	12,733,382	10,731,262	18.7%
Easton - Phillipsburg	1,063,221	962,935	10.4%	6,807,762	6,257,612	8.8%
Portland - Columbia	238,805	224,418	6.4%	1,387,187	1,308,977	6.0%
Delaware Water Gap	1,787,959	1,658,935	7.8%	10,287,659	8,715,739	18.0%
Milford - Montague	270,049	270,450	-0.1%	1,531,536	1,409,081	8.7%
Total	8,834,049	7,758,001	13.9%	52,421,228	46,402,612	13.0%

NOTES:

¹ Construction began in June 2017 under contract T-668A for the Scudder Falls Replacement Bridge. In July 2019, SFB became a Toll Bridge. Construction will continue into 2022.

On 4/11/21, a toll adjustment at the Commission's 8 Toll Bridges was implemented.

On 3/19/20, Due to COVID-19 Pandemic, PA Governor Wolf Orders Closure of Non-Life-Sustaining Businesses at 8 p.m. On 3/23/20,

On 3/21/20 Due to COVID-19 Pandemic, NJ Governor Murphy Announces Statewide Stay at Home Order, Closure of All Non-Essential Retail Businesses.

DELAWARE RIVER JOINT TOLL BRIDGE COMMISSION

Meeting of September 27th, 2021

STATISTICAL SUMMARY OF EXPENDITURES

There follows reports entitled “**Budget vs Actual**” covering the month of July 2021 and the seven months year-to-date (“YTD”) operations of fiscal year 2021 relative to Toll Bridges, Toll Supported Bridges and Administration departments.

Total operating expense plus encumbrance totaled \$6,521,848 for the month of July. For the 2021 fiscal period, total expense plus encumbrances amounted to \$40,278,189, which represents 88.82% of 2021 year-to-date operating budget.

There were three payrolls during the month of July, which resulted in higher than normal payroll related expense. This additional payroll was accounted for in the Commission’s year-to-date operating budget.

The EZPass Operating Expense exceeded YTD budget by \$353,034. The violation processing cost increased since we collected more administration fee in the first seven months of year 2021. In addition, the percentage allocation of service charges for EZPass processing cost and EZPass credit card fee increased 19.6% since June 2020. All other expense items are currently within their normal YTD budget.

During the month of July, we spent \$18,084.00 on COVID-19 related expenses. Since the beginning of year 2021, we purchased \$21,537 Personal Protective Equipment (PPE) for our workers, \$16,320 for the installation of divider panels in the boardroom and conference rooms at Scudder Falls Administration Building, and \$10,388 on cleaning supplies and other miscellaneous items. As of July 31st, 2021, the total amount for COVID-19 related expenses is \$48,245.00.

There were no unusual expenses during the month.

Delaware River Joint Toll Bridge Commission
Budget vs Actual
For the Seven Months Ending July 31, 2021

TOTAL COMMISSION

	Annual Budget 2021	YTD Budget 2021	Expended For The Month	Expended Year To Date	Encumbered	Remaining Annual Budget
Regular Employee Salaries	\$24,344,872	13,989,135	\$2,727,364	\$13,409,990	\$0	\$10,934,882
Part-Time Employee Wages	267,948	150,854	27,643	109,533	0	158,415
Overtime Wages	460,197	316,963	40,492	295,033	0	165,164
Pension Contributions	8,201,553	4,731,711	858,662	4,295,002	0	3,906,551
FICA Contributions	2,020,366	1,166,157	221,205	1,114,456	0	905,911
Regular Employee Healthcare Benefits	12,128,873	7,052,391	488,823	5,057,903	0	7,070,969
Life Insurance Benefits	234,912	137,933	18,968	129,577	0	105,335
Unemployment Compensation Benefits	44,100	33,075	0	8,654	0	35,446
Utility Expense	866,501	531,662	43,331	413,585	43,383	409,532
Office Expense	316,557	215,499	12,410	94,797	31,415	190,344
Telecommunication Expense	1,489,607	920,132	128,177	819,455	13,545	656,606
Information Technology Expense	793,444	548,374	45,607	351,908	66,215	375,321
Professional Development/Meetings	550,799	337,814	28,347	84,192	42,484	424,123
Vehicle Maintenance Expense and Fuel	437,164	338,515	36,736	223,618	93,864	119,681
Operations Maintenance Expense	1,421,791	1,038,044	46,665	669,349	276,976	475,466
ESS Operating Maintenance Expense	1,246,045	726,860	78,618	525,137	7,000	713,908
Commission Expense	19,448	11,345	0	2,984	0	16,465
Toll Collection Expense	84,803	70,836	766	36,198	425	48,180
Uniform Expense	196,714	112,738	10,678	64,621	7,655	124,439
Business Insurance	4,723,456	2,623,391	360,702	2,519,410	0	2,204,046
Licenses & Inspections Expense	9,594	5,315	935	5,227	0	4,367
Advertising	53,027	20,533	699	9,461	0	43,566
Professional Services	1,861,732	1,137,682	66,231	624,755	0	1,236,977
State Police Bridge Security	6,580,762	3,931,350	525,910	3,677,598	0	2,903,164
EZP Equip/Traffic Counter Maint	1,400,000	815,072	92,448	662,763	27,001	710,236
General Contingency	467,500	272,708	0	1,000	0	466,500
EZPass Operating Expense	6,906,126	4,108,987	643,502	4,462,020	0	2,444,106
Total	\$77,127,891	\$45,345,077	\$6,504,918	\$39,668,225	\$609,964	\$36,849,702

Delaware River Joint Toll Bridge Commission
Budget vs Actual
For the Seven Months Ending July 31, 2021

ADMINISTRATION*

	Annual Budget 2021	YTD Budget 2021	Expended For The Month	Expended Year To Date	Encumbered	Remaining Annual Budget
OPERATING EXPENSE						
Regular Employee Salaries	\$4,606,585	2,657,804	\$501,353	\$2,540,107	\$0	\$2,066,478
Overtime Wages	5,931	3,689	469	2,599	0	3,333
Pension Contributions	1,439,715	830,618	147,081	748,647	0	691,068
FICA Contributions	352,781	203,531	38,374	194,286	0	158,495
Regular Employee Healthcare Benefits	1,545,293	887,523	66,300	650,504	0	894,790
Life Insurance Benefits	44,226	25,799	3,704	23,803	0	20,423
Unemployment Compensation Benefits	44,100	33,075	0	8,654	0	35,446
Utility Expense	110,700	18,448	9,232	48,014	0	62,686
Office Expense	214,034	148,429	9,570	72,547	25,370	116,118
Telecommunication Expense	128,566	70,606	8,502	62,409	0	66,158
Information Technology Expense	774,000	535,917	45,607	351,908	66,215	355,877
Professional Development/Meetings	130,322	91,751	421	42,132	0	88,190
Vehicle Maintenance Expense and Fuel	28,041	9,790	2,763	18,727	5,742	3,572
Operations Maintenance Expense	98,204	20,866	2,282	25,649	17,192	55,363
Commission Expense	19,448	11,345	0	2,984	0	16,465
Uniform Expense	9,000	4,909	0	1,881	0	7,119
Business Insurance	600,049	218,070	21,417	149,809	0	450,239
Advertising	53,027	20,533	699	9,461	0	43,566
Professional Services	1,256,732	784,760	66,231	593,618	0	663,114
General Contingency	467,500	272,708	0	1,000	0	466,500
OPERATING EXPENSE SUBTOTAL	\$11,928,256	\$6,850,172	\$924,004	\$5,548,738	\$114,518	\$6,265,000
ADM OPS ALLOCATION						
TES Allocation			16,705	78,815		
ADM OPS ALLOCATION SUBTOTAL			\$16,705	\$78,815		
TOTAL EXPENSES			\$940,709	\$5,627,553		

* Includes Executive, Human Resources, Accounting, EZPass, Purchasing, Information Technology, Community Affairs and Contract/Compliance.

Delaware River Joint Toll Bridge Commission
Budget vs Actual
For the Seven Months Ending July 31, 2021

ADMINISTRATION - OPERATIONS*

	Annual Budget 2021	YTD Budget 2021	Expended For The Month	Expended Year To Date	Encumbered	Remaining Annual Budget
OPERATING EXPENSE						
Regular Employee Salaries	\$3,041,832	1,746,777	\$424,708	\$1,802,922	\$0	\$1,238,909
Overtime Wages	33,300	22,368	1,769	7,517	0	25,783
Pension Contributions	1,377,780	794,862	148,371	740,280	0	637,499
FICA Contributions	337,605	194,774	41,263	197,082	0	140,522
Regular Employee Healthcare Benefits	1,491,057	870,076	56,957	609,437	0	881,620
Life Insurance Benefits	39,736	23,180	3,294	23,482	0	16,255
Office Expense	65,571	39,570	734	7,666	612	57,293
Telecommunication Expense	137,137	79,997	7,028	53,001	0	84,136
Professional Development/Meetings	393,626	231,584	27,926	40,813	42,484	310,330
Vehicle Maintenance Expense and Fuel	700	408	0	170	0	530
ESS Operating Maintenance Expense	1,246,045	726,860	78,618	525,137	7,000	713,908
Toll Collection Expense	265	154	0	0	0	265
Uniform Expense	26,208	15,288	1,016	6,903	274	19,031
Business Insurance	83,013	48,424	6,909	48,321	0	34,692
Professional Services	605,000	352,921	0	31,137	0	573,863
State Police Bridge Security	44,513	25,966	818	818	0	43,695
OPERATING EXPENSE SUBTOTAL	\$8,923,387	\$5,173,209	\$799,412	\$4,094,685	\$50,371	\$4,778,332
ADM OPS ALLOCATION						
TES Allocation			(126,319)	(595,978)		
Toll Operation Allocation			(70,630)	(380,951)		
Bridge Maint Allocation			(68,873)	(370,291)		
Maint/Toll Allocation			(26,681)	(140,140)		
PSBS Allocation			(337,124)	(1,925,684)		
ADM OPS ALLOCATION SUBTOTAL			(\$629,626)	(\$3,413,045)		
TOTAL EXPENSES			\$169,786	\$681,640		

* Includes Engineering, Training & Employee Safety, Maintenance/Toll Operation, Public Safety and Bridge Security.

Delaware River Joint Toll Bridge Commission
Budget vs Actual
For the Seven Months Ending July 31, 2021

SOUTHERN REGION TOLL BRIDGE

	Annual Budget 2021	YTD Budget 2021	Expended For The Month	Expended Year To Date	Encumbered	Remaining Annual Budget
OPERATING EXPENSE						
Regular Employee Salaries	\$4,264,092	2,478,729	\$473,777	\$2,385,194	\$0	\$1,878,898
Part-Time Employee Wages	50,872	25,212	2,181	11,953	0	38,919
Overtime Wages	85,882	60,752	8,284	92,220	0	(6,338)
Pension Contributions	1,373,061	800,497	125,295	622,837	0	750,224
FICA Contributions	336,665	196,827	36,668	190,480	0	146,184
Regular Employee Healthcare Benefits	2,299,931	1,346,289	98,551	997,775	0	1,302,155
Life Insurance Benefits	38,688	22,833	3,132	21,748	0	16,940
Utility Expense	253,928	176,960	15,569	122,925	22,282	108,722
Office Expense	17,083	11,767	515	5,952	1,972	9,158
Telecommunication Expense	186,847	129,576	17,260	101,478	0	85,369
Information Technology Expense	8,679	5,516	0	0	0	8,679
Professional Development/Meetings	5,333	2,811	0	171	0	5,162
Vehicle Maintenance Expense and Fuel	150,659	118,114	16,081	92,377	25,978	32,304
Operations Maintenance Expense	391,556	284,652	9,573	178,786	55,510	157,260
Toll Collection Expense	21,612	18,371	372	10,545	0	11,067
Uniform Expense	69,259	41,950	7,764	20,089	5,569	43,601
Business Insurance	1,445,604	843,269	118,822	830,249	0	615,355
Licenses & Inspections Expense	1,435	1,295	69	1,113	0	322
State Police Bridge Security	1,853,026	1,107,093	148,864	1,042,367	0	810,659
EZP Equipment/Traffic Counter Maint	482,964	283,525	32,483	229,985	4,504	248,475
EZPass Operating Expense	3,870,288	2,287,804	323,557	2,250,377	0	1,619,911
OPERATING EXPENSE SUBTOTAL	\$17,207,462	\$10,243,841	\$1,438,815	\$9,208,621	\$115,815	\$7,883,026
ADM OPS AIIOCATION						
TES Allocation			22,298	105,201		
Toll Operation Allocation			21,189	114,285		
Bridge Maint Allocation			17,218	92,573		
Maint/Toll Allocation			5,870	30,831		
PSBS Allocation			85,344	502,039		
ADM OPS AIIOCATION SUBTOTAL			\$151,918	\$844,928		
TOTAL EXPENSES			\$1,590,733	\$10,053,549		

Delaware River Joint Toll Bridge Commission
Budget vs Actual
For the Seven Months Ending July 31, 2021

CENTRAL REGION TOLL BRIDGE

	Annual Budget 2021	YTD Budget 2021	Expended For The Month	Expended Year To Date	Encumbered	Remaining Annual Budget
OPERATING EXPENSE						
Regular Employee Salaries	\$4,343,611	2,490,737	\$452,388	\$2,255,612	\$0	\$2,087,999
Part-Time Employee Wages	113,450	66,179	12,602	41,247	0	72,203
Overtime Wages	92,135	61,885	7,380	66,435	0	25,700
Pension Contributions	1,394,840	804,727	147,698	735,210	0	659,629
FICA Contributions	348,013	200,775	35,837	181,335	0	166,679
Regular Employee Healthcare Benefits	2,338,912	1,364,986	94,682	979,485	0	1,359,427
Life Insurance Benefits	39,207	23,771	3,116	20,966	0	18,241
Utility Expense	250,484	170,741	9,019	121,311	10,808	118,365
Office Expense	9,368	6,949	1,135	4,485	1,228	3,654
Telecommunication Expense	437,279	290,083	40,215	250,404	13,545	173,330
Information Technology Expense	4,503	3,361	0	0	0	4,503
Professional Development/Meetings	12,098	5,548	0	850	0	11,248
Vehicle Maintenance Expense and Fuel	115,651	97,620	3,941	47,804	33,909	33,938
Operations Maintenance Expense	474,718	368,721	9,452	245,287	102,644	126,787
Toll Collection Expense	28,995	24,170	52	11,033	425	17,536
Uniform Expense	27,503	14,722	758	6,205	1,038	20,260
Business Insurance	1,016,008	592,671	83,625	583,979	0	432,029
Licenses & Inspections Expense	3,544	1,751	641	2,414	0	1,130
State Police Bridge Security	1,794,200	1,071,947	144,138	1,009,276	0	784,924
EZP Equipment/Traffic Counter Maint	407,214	239,444	27,485	194,132	3,003	210,080
EZPass Operating Expense	1,751,128	1,050,492	184,550	1,275,717	0	475,411
OPERATING EXPENSE SUBTOTAL	\$15,002,860	\$8,951,279	\$1,258,711	\$8,033,187	\$166,601	\$6,803,072
ADM OPS AIIOCATION						
TES Allocation			28,602	134,945		
Toll Operation Allocation			28,252	152,381		
Bridge Maint Allocation			20,662	111,087		
Maint/Toll Allocation			8,538	44,845		
PSBS Allocation			54,943	326,445		
ADM OPS AIIOCATION SUBTOTAL			\$140,997	\$769,702		
TOTAL EXPENSES			\$1,399,708	\$8,802,890		

Delaware River Joint Toll Bridge Commission
Budget vs Actual
For the Seven Months Ending July 31, 2021

NORTHERN REGION TOLL BRIDGE

	Annual Budget 2021	YTD Budget 2021	Expended For The Month	Expended Year To Date	Encumbered	Remaining Annual Budget
OPERATING EXPENSE						
Regular Employee Salaries	\$4,274,337	2,453,887	\$456,945	\$2,322,603	\$0	\$1,951,735
Part-Time Employee Wages	93,726	53,688	10,862	37,923	0	55,803
Overtime Wages	140,823	97,937	15,612	101,699	0	39,124
Pension Contributions	1,393,413	803,904	149,184	745,491	0	647,922
FICA Contributions	344,930	199,000	36,697	188,417	0	156,513
Regular Employee Healthcare Benefits	2,251,203	1,318,442	90,015	938,064	0	1,313,139
Life Insurance Benefits	38,672	22,558	2,929	20,487	0	18,184
Utility Expense	161,469	110,807	5,627	88,155	10,294	63,020
Office Expense	9,637	8,280	447	4,112	2,233	3,292
Telecommunication Expense	350,311	204,348	34,682	208,134	0	142,177
Information Technology Expense	6,262	3,580	0	0	0	6,262
Professional Development/Meetings	4,147	3,044	0	227	0	3,920
Vehicle Maintenance Expense and Fuel	126,537	102,650	12,892	59,311	28,236	38,990
Operations Maintenance Expense	335,423	272,377	19,403	187,721	81,149	66,553
Toll Collection Expense	33,931	28,142	342	14,619	0	19,312
Uniform Expense	28,870	14,639	524	12,430	475	15,965
Business Insurance	964,861	562,836	79,440	554,636	0	410,225
Licenses & Inspections Expense	2,420	986	225	1,349	0	1,071
State Police Bridge Security	1,232,736	736,796	99,032	693,441	0	539,296
EZP Equipment/Traffic Counter Maint	482,949	283,519	32,481	229,967	4,496	248,486
EZPass Operating Expense	1,284,710	770,691	135,394	935,926	0	348,784
OPERATING EXPENSE SUBTOTAL	\$13,561,370	\$8,052,110	\$1,182,733	\$7,344,713	\$126,882	\$6,089,775
ADM OPS AIIOCATION						
TES Allocation			28,980	136,727		
Toll Operation Allocation			21,189	114,285		
Bridge Maint Allocation			16,530	88,870		
Maint/Toll Allocation			6,403	33,634		
PSBS Allocation			82,415	489,667		
ADM OPS AIIOCATION SUBTOTAL			\$155,516	\$863,183		
TOTAL EXPENSES			\$1,338,249	\$8,207,895		

Delaware River Joint Toll Bridge Commission
Budget vs Actual
For the Seven Months Ending July 31, 2021

SOUTHERN DIVISION TOLL SUPPORTED BRIDGES

	Annual Budget 2021	YTD Budget 2021	Expended For The Month	Expended Year To Date	Encumbered	Remaining Annual Budget
OPERATING EXPENSE						
Regular Employee Salaries	\$1,813,584	1,013,897	\$194,626	\$963,729	\$0	\$849,855
Part-Time Employee Wages	4,500	2,625	2,000	10,320	0	(5,820)
Overtime Wages	51,551	36,284	3,748	12,685	0	38,866
Pension Contributions	582,295	327,609	69,568	343,343	0	238,952
FICA Contributions	143,027	80,474	15,195	74,860	0	68,167
Regular Employee Healthcare Benefits	1,062,257	599,644	37,572	409,539	0	652,718
Life Insurance Benefits	16,342	9,268	1,323	8,967	0	7,376
Utility Expense	48,957	30,832	2,366	17,734	0	31,224
Telecommunication Expense	65,032	37,935	5,607	39,201	0	25,831
Professional Development/Meetings	3,025	1,765	0	0	0	3,025
Vehicle Maintenance Expense and Fuel	8,384	5,738	270	270	0	8,114
Operations Maintenance Expense	61,206	46,286	1,124	6,744	12,741	41,721
Uniform Expense	19,230	11,663	100	11,816	0	7,414
Business Insurance	354,009	206,505	29,083	203,083	0	150,925
Licenses & Inspections Expense	570	505	0	140	0	430
State Police Bridge Security	1,023,577	611,537	82,229	575,784	0	447,793
EZP Equipment/Traffic Counter Maint	13,449	4,296	0	4,344	7,506	1,599
OPERATING EXPENSE SUBTOTAL	\$5,270,996	\$3,026,863	\$444,811	\$2,682,559	\$20,247	\$2,568,190
ADM OPS AIIOCATION						
TES Allocation			14,875	70,180		
Bridge Maint Allocation			6,887	37,029		
Maint/Toll Allocation			2,935	15,415		
PSBS Allocation			60,433	321,794		
ADM OPS AIIOCATION SUBTOTAL			\$85,130	\$444,418		
TOTAL EXPENSES			\$529,940	\$3,126,977		

Delaware River Joint Toll Bridge Commission
Budget vs Actual
For the Seven Months Ending July 31, 2021

NORTHERN DIVISION TOLL SUPPORTED BRIDGES

	Annual Budget 2021	YTD Budget 2021	Expended For The Month	Expended Year To Date	Encumbered	Remaining Annual Budget
OPERATING EXPENSE						
Regular Employee Salaries	\$2,000,831	1,147,303	\$223,567	\$1,139,823	\$0	\$861,008
Part-Time Employee Wages	5,400	3,150	0	8,090	0	(2,690)
Overtime Wages	50,575	34,048	3,230	11,878	0	38,697
Pension Contributions	640,449	369,493	71,464	359,193	0	281,256
FICA Contributions	157,346	90,777	17,172	87,996	0	69,350
Regular Employee Healthcare Benefits	1,140,220	665,432	44,747	473,100	0	667,120
Life Insurance Benefits	18,040	10,523	1,471	10,125	0	7,916
Utility Expense	40,963	23,874	1,516	15,447	0	25,516
Office Expense	864	504	10	35	0	829
Telecommunication Expense	184,434	107,586	14,882	104,828	0	79,606
Professional Development/Meetings	2,247	1,311	0	0	0	2,247
Vehicle Maintenance Expense and Fuel	7,191	4,195	790	4,958	0	2,233
Operations Maintenance Expense	60,684	45,142	4,831	25,163	7,741	27,781
Uniform Expense	16,644	9,567	517	5,296	298	11,050
Business Insurance	259,913	151,616	21,405	149,332	0	110,581
Licenses & Inspections Expense	1,625	778	0	211	0	1,414
State Police Bridge Security	632,709	378,012	50,829	355,912	0	276,797
EZP Equipment/Traffic Counter Maint	13,425	4,288	0	4,336	7,493	1,596
OPERATING EXPENSE SUBTOTAL	\$5,233,560	\$3,047,602	\$456,431	\$2,755,723	\$15,531	\$2,462,307
ADM OPS AIIOCATION						
TES Allocation			14,860	70,111		
Bridge Maint Allocation			7,576	40,732		
Maint/Toll Allocation			2,935	15,415		
PSBS Allocation			53,990	285,740		
ADM OPS AIIOCATION SUBTOTAL			\$79,361	\$411,999		
TOTAL EXPENSES			\$535,792	\$3,167,721		

DELAWARE RIVER JOINT TOLL BRIDGE COMMISSION SYSTEM
STATEMENT OF REVENUE AND EXPENSES FOR THE SEVEN MONTHS ENDED JULY 31, 2021

	Southern Toll Bridges	Central Toll Bridges	Northern Toll Bridges	Toll Bridges Subtotal	Southern Region TSB	Northern Region TSB	TSB Subtotal	Administration Operation	Administration Administrative	ADM Subtotal	TOTAL 2021	TOTAL 2020
TOLL REVENUE												
Net Toll Revenue	21,960,306	48,332,291	24,984,217	95,276,814	-	-	-	-	-	-	95,276,814	76,973,651
EZPass Fee	268,306	595,852	303,135	1,167,294	-	-	-	-	-	-	1,167,294	995,218
Net Violation Fee Income	1,602,777	1,356,400	900,384	3,859,561	-	-	-	-	-	-	3,859,561	3,054,262
REVENUE FROM TOLL	\$ 23,831,389	\$ 50,284,543	\$ 26,187,737	\$ 100,303,669	\$ -	\$ -	\$ -	\$ -	\$ -	\$ -	\$ 100,303,669	\$ 81,023,132
OPERATING EXPENSE												
Regular Employee Salaries	2,385,194	2,255,612	2,322,603	6,963,408	963,729	1,139,823	2,103,552	1,802,922	2,540,107	4,343,030	13,409,990	14,724,575
Part-Time Employee Wages	11,953	41,247	37,923	91,123	10,320	8,090	18,410	-	-	-	109,533	50,553
Summer Employee Wages	-	-	-	-	-	-	-	-	-	-	-	-
Overtime Wages	92,220	66,435	101,699	260,354	12,685	11,878	24,563	7,517	2,599	10,116	295,033	148,552
Pension Contributions	622,837	735,210	745,491	2,103,539	343,343	359,193	702,536	740,280	748,647	1,488,927	4,295,002	4,627,520
FICA Contributions	190,480	181,335	188,417	560,232	74,860	87,996	162,855	197,082	194,286	391,368	1,114,456	1,194,750
Regular Employee Healthcare Benefits	997,775	979,485	938,064	2,915,325	409,539	473,100	882,638	609,437	650,504	1,259,940	5,057,903	5,112,175
Life Insurance Benefits	21,748	20,966	20,487	63,201	8,967	10,125	19,091	23,482	23,803	47,284	129,577	148,357
Unemployment Compensation Benefits	-	-	-	-	-	-	-	-	8,654	8,654	8,654	13,227
Utility Expense	122,925	121,311	88,155	332,390	17,734	15,447	33,181	-	48,014	48,014	413,585	410,198
Office Expense	5,952	4,485	4,112	14,549	-	35	35	7,666	72,547	80,213	94,797	89,892
Telecommunication Expense	101,478	250,404	208,134	560,016	39,201	104,828	144,030	53,001	62,409	115,410	819,455	785,435
Information Technology Expense	-	-	-	-	-	-	-	-	351,908	351,908	351,908	352,090
Professional Development/Meetings	171	850	227	1,247	-	-	-	40,813	42,132	82,944	84,192	101,441
Vehicle Maintenance Expense and Fuel	92,377	47,804	59,311	199,492	270	4,958	5,229	170	18,727	18,897	223,618	118,690
Operations Maintenance Expense	178,786	245,287	187,721	611,794	6,744	25,163	31,907	-	25,649	25,649	669,349	456,063
ESS Operating Maintenance Expense	-	-	-	-	-	-	-	525,137	-	525,137	525,137	623,785
Commission Expense	-	-	-	-	-	-	-	-	2,984	2,984	2,984	5,924
Toll Collection Expense	10,545	11,033	14,619	36,198	-	-	-	-	-	-	36,198	14,862
Uniform Expense	20,089	6,205	12,430	38,724	11,816	5,296	17,113	6,903	1,881	8,783	64,621	63,468
Business Insurance	830,249	583,979	554,636	1,968,864	203,083	149,332	352,415	48,321	149,809	198,131	2,519,410	1,866,561
Licenses & Inspections Expense	1,113	2,414	1,349	4,876	140	211	351	-	-	-	5,227	3,715
Advertising	-	-	-	-	-	-	-	-	9,461	9,461	9,461	4,773
Professional Services	-	-	-	-	-	-	-	31,137	593,618	624,755	624,755	864,224
State Police Bridge Security	1,042,367	1,009,276	693,441	2,745,084	575,784	355,912	931,696	818	-	818	3,677,598	3,582,402
EZP Equip/Traffic Counter Maint	229,985	194,132	229,967	654,083	4,344	4,336	8,680	-	-	-	662,763	637,212
General Contingency	-	-	-	-	-	-	-	-	1,000	1,000	1,000	-
EZPass Operating Expense	2,250,377	1,275,717	935,926	4,462,020	-	-	-	-	-	-	4,462,020	3,970,151
TOTAL OP., MAINT., & ADM	\$ 9,208,621	\$ 8,033,187	\$ 7,344,713	\$ 24,586,521	\$ 2,682,559	\$ 2,755,723	\$ 5,438,281	\$ 4,094,685	\$ 5,548,738	\$ 9,643,423	\$ 39,668,225	\$ 39,970,595
ADM OPS ALLOCATION												
TES Allocation	105,201	134,945	136,727	376,873	70,180	70,111	140,291	(595,978)	78,815	(517,163)	-	-
Toll Ops Allocation	114,285	152,381	114,285	380,951	-	-	-	(380,951)	-	(380,951)	-	-
Bridge Maint Allocation	92,573	111,087	88,870	292,530	37,029	40,732	77,761	(370,291)	-	(370,291)	-	-
Maint/Toll Allocation	30,831	44,845	33,634	109,310	15,415	15,415	30,831	(140,140)	-	(140,140)	-	-
PSBS Allocation	502,039	326,445	489,667	1,318,150	321,794	285,740	607,534	(1,925,684)	-	(1,925,684)	-	-
TOTAL ADM OPS ALLOCATION	\$ 844,928	\$ 769,702	\$ 863,183	\$ 2,477,813	\$ 444,418	\$ 411,999	\$ 856,417	\$(3,413,045)	\$ 78,815	\$(3,334,230)	\$ -	\$ -
OTHER OPERATING INC/EXP												
Other Operating Income	-	-	-	-	-	-	-	-	309,108	309,108	309,108	327,565
TOTAL OTHER OP INC	\$ -	\$ -	\$ -	\$ -	\$ -	\$ -	\$ -	\$ -	\$ 309,108	\$ 309,108	\$ 309,108	\$ 327,565
NET OPERATING INC	\$ 13,777,840	\$ 41,481,654	\$ 17,979,842	\$ 73,239,335	\$(3,126,977)	\$(3,167,721)	\$(6,294,698)	\$(681,640)	\$(5,318,445)	\$(6,000,085)	\$ 60,944,552	\$ 41,380,101
NON-OPERATING REV/EXP												
Interest Revenue	-	-	-	-	-	-	-	-	-	-	432,619	5,594,271
Other Non-Operating Revenue	-	-	-	-	-	-	-	-	-	-	40,400	-
Interest Expense	-	-	-	-	-	-	-	-	-	-	(16,321,273)	(16,649,661)
Depreciation Expense	-	-	-	-	-	-	-	-	-	-	(12,765,017)	(12,840,241)
TOTAL NON-OPS REV/EXP	\$ -	\$ -	\$ -	\$ -	\$ -	\$ -	\$ -	\$ -	\$ -	\$ -	\$(28,613,271)	\$(23,895,631)
CHANGE IN NET ASSETS											\$ 32,331,280	\$ 17,484,470

DELAWARE RIVER JOINT TOLL BRIDGE COMMISSION

Meeting of September 27, 2021

August Financial Report

SUBJECT	DESCRIPTION	PAGE NUMBER
Accounting	Status of Cash Balances at August 31, 2021	1
Accounting	Status of Bond Retirement at August 31, 2021	2
Accounting	Status of Investments at August 31, 2021	3-7
Accounting	Status of Toll Traffic and Revenue & Toll Supported Traffic Month of August 2021 Compared with Month of August 2020	8-23
Accounting	Statistical Summary of Expenditures on Toll Bridges and Toll Supported Bridges Accounts for the Period August 1, 2021 through August 31, 2021	24-32
Accounting	Statement of Revenue and Expenses: Eight Months Period ending August 31, 2021	33

DELAWARE RIVER JOINT TOLL BRIDGE COMMISSION

Meeting of September 27, 2021

There follows Cash Balances of the Commission at August 31, 2021 for the information and review of the Members:

COMMISSION CASH DEPOSITS

Wells Fargo Bank, N. A.

Revenue Fund	7,375,247
Payroll Fund	141,516
Insurance Clearing Account	750,000

TOTAL **\$ 8,266,763**

CASH DEPOSIT GUARANTEES

Wells Fargo Bank PA ACT 72 FULL BALANCE

DELAWARE RIVER JOINT TOLL BRIDGE COMMISSION

Meeting of September 27, 2021

STATUS OF BRIDGE REVENUE BONDS AT AUGUST 31, 2021

Maturity	SERIES 2012A			SERIES 2015			SERIES 2017			SERIES 2019A			SERIES 2019B			Total	
	Yield	Principal Amount	Maturities & Calls	Yield	Principal Amount	Maturities & Calls	Yield	Principal Amount	Maturities & Calls	Yield	Principal Amount	Maturities & Calls	Yield	Principal Amount	Maturities & Calls	Average Yield	Remaining Outstanding
7/1/2012																	
7/1/2013	0.35%	4,435,000	4,435,000														
7/1/2014		N/A															
7/1/2015		N/A															
7/1/2016	0.85%	1,030,000	1,030,000														
7/1/2017	1.09%	1,065,000	1,065,000														
7/1/2018	1.33%	1,100,000	1,100,000														
7/1/2019	1.61%	1,145,000	1,145,000	0	2,410,000	2,410,000											
7/1/2020	1.90%	1,195,000	1,195,000	1.62%	2,540,000	2,540,000	1.00%	945,000	945,000	1.17%	505,000	505,000	1.17%	6,015,000	6,015,000		-
7/1/2021	2.14%	6,825,000	6,825,000	1.86%	2,540,000	2,540,000	1.00%	875,000	875,000	1.20%	435,000	435,000	1.20%	5,945,000	5,945,000		-
7/1/2022	2.33%	4,000,000		2.10%	2,695,000		1.81%	1,740,000		1.23%	455,000		1.23%	6,255,000		1.74%	15,145,000
7/1/2022	2.33%	3,165,000								0.00%						2.33%	3,165,000
7/1/2023	2.50%	7,445,000		2.34%	2,795,000		2.03%	1,865,000		1.25%	480,000		1.25%	6,565,000		1.97%	19,150,000
7/1/2024	2.60%	7,815,000	7,815,000	2.43%	2,935,000		2.31%	1,970,000		1.31%	8,015,000		1.31%	6,830,000		1.58%	19,750,000
7/1/2025	2.67%	8,205,000	8,205,000	2.55%	3,015,000		2.52%	1,070,000		1.40%	8,170,000		1.40%	7,195,000		1.64%	19,450,000
7/1/2026	2.73%	5,000,000	5,000,000	2.73%	3,180,000					1.49%	8,585,000		1.49%	7,515,000		1.69%	19,280,000
7/1/2026	3.01%	3,620,000	3,620,000														-
7/1/2027	3.06%	7,015,000	7,015,000	3.10%	4,540,000		2.80%	20,000		1.59%	5,800,000		1.59%	7,880,000		1.97%	18,240,000
7/1/2027	3.12%	2,000,000														3.12%	2,000,000
7/1/2028	3.17%	9,355,000	9,355,000	3.28%	3,380,000		2.95%	35,000		1.69%	9,410,000		1.69%	8,300,000		1.95%	21,125,000
7/1/2029	3.21%	1,345,000		3.04%	3,480,000	3,480,000	3.08%	8,380,000		1.77%	3,725,000		1.77%	8,670,000		2.35%	22,120,000
7/1/2030	3.27%	1,385,000		3.10%	3,670,000	3,670,000	3.19%	8,845,000		1.85%	3,930,000		1.85%	9,045,000		2.45%	23,205,000
7/1/2031		N/A		3.14%	3,785,000	3,785,000	3.27%	10,765,000		1.91%	4,055,000		1.91%	9,520,000		2.51%	24,340,000
7/1/2032		N/A		3.55%	545,000		3.35%	14,735,000		1.97%	725,000		1.97%	9,995,000		2.79%	26,000,000
7/1/2033		N/A		3.56%	10,595,000		3.41%	15,715,000		2.09%	760,000		2.09%	760,000		3.43%	27,070,000
7/1/2034		N/A		3.60%	11,020,000		3.47%	16,500,000		2.16%	800,000		2.16%	800,000		3.48%	28,320,000
7/1/2035		N/A		3.64%	11,460,000		3.52%	17,325,000		2.21%	835,000		2.21%	835,000		3.53%	29,620,000
7/1/2036		N/A		3.73%	11,920,000		3.56%	18,190,000		2.25%	880,000		2.25%	880,000		3.59%	30,990,000
7/1/2037		N/A					3.59%	22,015,000		2.29%	925,000		2.29%	925,000		3.54%	22,940,000
7/1/2038		N/A					3.64%	23,115,000		2.32%	970,000		2.32%	970,000		3.59%	24,085,000
7/1/2039		N/A					3.64%	24,270,000		2.35%	1,020,000		2.35%	1,020,000		3.59%	25,290,000
7/1/2040		N/A					3.64%	25,485,000		2.50%	1,070,000		2.50%	1,070,000		3.59%	26,555,000
7/1/2041		N/A					3.64%	26,760,000		2.50%	1,125,000		2.50%	1,125,000		3.59%	27,885,000
7/1/2042		N/A					3.64%	28,100,000		2.50%	1,180,000		2.50%	1,180,000		3.59%	29,280,000
7/1/2043		N/A					3.69%	15,930,000		2.50%	1,240,000		2.50%	1,240,000		3.60%	17,170,000
7/1/2043		N/A					4.04%	13,575,000								4.04%	13,575,000
7/1/2044		N/A					3.69%	16,590,000		2.50%	1,300,000		2.50%	1,300,000		3.60%	17,890,000
7/1/2044		N/A					4.04%	14,255,000								4.04%	14,255,000
7/1/2045		N/A					3.69%	17,275,000		3.04%	1,365,000		3.04%	1,365,000		3.64%	18,640,000
7/1/2045		N/A					4.04%	14,965,000								4.04%	14,965,000
7/1/2046		N/A					3.69%	17,990,000		3.04%	1,405,000		3.04%	1,405,000		3.64%	19,395,000
7/1/2046		N/A					4.04%	15,715,000								4.04%	15,715,000
7/1/2047		N/A					3.69%	18,745,000		3.04%	1,450,000		3.04%	1,450,000		3.64%	20,195,000
7/1/2047		N/A					4.04%	16,490,000								4.04%	16,490,000
7/1/2048										3.04%	1,490,000		3.04%	1,490,000		3.04%	1,490,000
7/1/2049										3.04%	1,535,000		3.04%	1,535,000		3.04%	1,535,000
		\$ 77,145,000	\$ 57,805,000		\$ 86,505,000	\$ 18,425,000		\$ 430,250,000	\$ 1,820,000		\$ 73,640,000	\$ 940,000		\$ 99,730,000	\$ 11,960,000		\$ 676,320,000

Footnote:



**Delaware River Joint TBC
Purchases Report
Sorted by Purchase Date - Fund
August 1, 2021 - August 31, 2021**

CUSIP	Investment #	Fund	Sec. Type	Issuer	Original Par Value	Purchase Date	Payment Periods	Principal Purchased	Accrued Interest at Purchase	Rate at Purchase	Maturity Date	YTM	Ending Book Value
3130AN7P9	10889	01GRF	FAC	FHLB	5,000,000.00	08/02/2021	01/28 - 07/28	5,004,450.00	322.22	0.580	01/28/2025	0.398	5,004,347.25
91282CCL3	10890	01GRF	TRC	USTR	5,000,000.00	08/02/2021	01/15 - 07/15	5,000,195.30	917.12	0.375	07/15/2024	0.374	5,000,189.86
341271AD6	10894	01GRF	FAC	FLSTAD	4,000,000.00	08/06/2021	01/01 - 07/01	4,083,720.00	4,892.22	1.258	07/01/2025	0.753	4,082,230.32
62455BE27	10896	01GRF	ACP	MOUNCL	3,000,000.00	08/10/2021	05/02 - At Maturity	2,995,362.48		0.210	05/02/2022	0.214	2,995,747.48
60689GAJ5	10898	01GRF	ACP	MIZUHO	2,000,000.00	08/11/2021	01/18 - At Maturity	1,998,755.56		0.140	01/18/2022	0.140	1,998,918.89
9128283D0	10900	01GRF	FAC	FHLB	5,000,000.00	08/12/2021	10/31 - 04/30	5,281,445.30	31,793.48	2.250	10/31/2024	0.485	5,276,658.82
06742XNF0	10901	01GRF	ACP	BARCLA	3,500,000.00	08/31/2021	05/24 - At Maturity	3,495,603.58		0.170	05/24/2022	0.172	3,495,620.11
084670BJ6	10895	06CF19A	FAC	BERKSH	1,000,000.00	08/09/2021	08/11 - 02/11	1,041,240.00	14,833.33	3.000	02/11/2023	0.254	1,039,566.05
62455BE27	10897	06CF19A	ACP	MOUNCL	3,000,000.00	08/10/2021	05/02 - At Maturity	2,995,362.48		0.210	05/02/2022	0.214	2,995,747.48
60689GAJ5	10899	06CF19A	ACP	MIZUHO	2,000,000.00	08/11/2021	01/18 - At Maturity	1,998,755.56		0.140	01/18/2022	0.140	1,998,918.89
06742XNF0	10902	06CF19A	ACP	BARCLA	5,000,000.00	08/31/2021	05/24 - At Maturity	4,993,719.40		0.170	05/24/2022	0.172	4,993,743.01
Total Purchases					38,500,000.00			38,888,609.66	52,758.37				38,881,688.16



**Delaware River Joint TBC
Investment Classification
Sorted by Fund - Maturity Date
August 31, 2021**

CUSIP	Investment #	Fund	Issuer	Investment Class	Par Value	YTM	Maturity Date	Market Price	Market Date	Market Value	Book Value	Reported Value
Debt Service Fund												
38145C752	10113	01DSF	Goldman Sachs Ila Fed Port	Amort	70.42	0.006		100.000	08/31/2021	70.42	70.42	70.42
				Subtotal	70.42	0.006				70.42	70.42	70.42
General Reserve Fund												
38145C752	10115	01GRF	Goldman Sachs Ila Fed Port	Amort	0.00			100.000	08/31/2021	0.00	0.00	0.00
PAINVEST	10050	01GRF	PA Invest	Amort	0.00			100.000	08/31/2021	0.00	0.00	0.00
PAINVEST	10462	01GRF	PA Invest	Amort	17,292,030.10	0.010		100.000	08/31/2021	17,292,030.10	17,292,030.10	17,292,030.10
86960BAQ5	10679	01GRF	Svenska Handelsbanken	Fair	6,191,000.00	2.859	09/07/2021	100.024	08/31/2021	6,192,516.80	6,190,025.34	6,192,516.80
89233P5F99	10677	01GRF	TOYOTA Motor Credit CP	Fair	1,400,000.00	2.680	09/15/2021	100.116	08/31/2021	1,401,631.00	1,400,376.17	1,401,631.00
912828YP9	10842	01GRF	U.S. Treasury	Fair	6,000,000.00	0.127	10/31/2021	100.236	08/31/2021	6,014,179.68	6,013,524.59	6,014,179.68
55607KYF7	10855	01GRF	Macquarie Group	Fair	6,000,000.00	0.202	11/15/2021	99.977	08/31/2021	5,998,638.00	5,997,500.00	5,998,638.00
27873JZH1	10871	01GRF	Ebury Finance Ltd	Fair	5,000,000.00	0.203	12/17/2021	99.956	08/31/2021	4,997,830.00	4,997,027.77	4,997,830.00
419792YL4	10808	01GRF	State of Hawaii	Fair	1,500,000.00	1.740	01/01/2022	100.875	08/31/2021	1,513,137.00	1,505,045.67	1,513,137.00
27873KA77	10872	01GRF	Ebury Finance Ltd	Fair	2,000,000.00	0.223	01/07/2022	99.946	08/31/2021	1,998,926.00	1,998,435.56	1,998,926.00
63254AAU2	10676	01GRF	National Australia Bank Ltd	Fair	3,200,000.00	3.096	01/10/2022	100.939	08/31/2021	3,230,064.00	3,196,764.65	3,230,064.00
60689GAJ5	10898	01GRF	Mizuho Bank Ltd	Fair	2,000,000.00	0.140	01/18/2022	99.952	08/31/2021	1,999,042.00	1,998,918.89	1,999,042.00
05970UAL2	10884	01GRF	BANCO SANTANDER	Fair	3,000,000.00	0.162	01/20/2022	99.947	08/31/2021	2,998,419.00	2,998,120.00	2,998,419.00
78012KZG5	10678	01GRF	Royal Bank of Canada	Fair	5,000,000.00	2.698	02/01/2022	101.036	08/31/2021	5,051,825.00	5,001,002.91	5,051,825.00
62455BBB0	10882	01GRF	Mountcliff FDG	Fair	4,000,000.00	0.234	02/11/2022	99.916	08/31/2021	3,996,656.00	3,995,834.44	3,996,656.00
678519C72	10818	01GRF	Oklahoma City, OK	Fair	2,170,000.00	0.845	03/01/2022	101.455	08/31/2021	2,201,573.50	2,190,459.71	2,201,573.50
53948BD14	10886	01GRF	Lloyd Bank Corp	Fair	3,000,000.00	0.173	04/01/2022	99.910	08/31/2021	2,997,306.00	2,996,996.66	2,997,306.00
62455BD85	10888	01GRF	Mountcliff FDG	Fair	4,200,000.00	0.203	04/08/2022	99.874	08/31/2021	4,194,729.00	4,194,889.98	4,194,729.00
57629WCD0	10681	01GRF	Mass Mutual Global	Fair	5,000,000.00	2.599	04/13/2022	101.433	08/31/2021	5,071,650.00	4,997,052.20	5,071,650.00
62455BE27	10896	01GRF	Mountcliff FDG	Fair	3,000,000.00	0.213	05/02/2022	99.854	08/31/2021	2,995,626.00	2,995,747.48	2,995,626.00
06742XNF0	10901	01GRF	Barclays US Funding LLC	Fair	3,500,000.00	0.172	05/24/2022	99.864	08/31/2021	3,495,271.50	3,495,620.11	3,495,271.50
64952WCS0	10801	01GRF	New York Life Global	Fair	1,000,000.00	1.729	06/10/2022	101.620	08/31/2021	1,016,200.00	1,004,309.07	1,016,200.00
961214DQ3	10766	01GRF	WestPac Banking Corp	Fair	6,000,000.00	1.860	06/28/2022	101.947	08/31/2021	6,116,850.00	6,030,731.72	6,116,850.00
961214DQ3	10776	01GRF	WestPac Banking Corp	Fair	8,416,000.00	1.945	06/28/2022	101.947	08/31/2021	8,579,901.60	8,453,342.22	8,579,901.60
57629WBR0	10799	01GRF	Mass Mutual Global	Fair	2,260,000.00	1.730	10/17/2022	102.523	08/31/2021	2,317,031.10	2,279,087.93	2,317,031.10
59217GAX7	10800	01GRF	METLIFE	Fair	1,000,000.00	1.764	01/10/2023	103.646	08/31/2021	1,036,465.00	1,016,279.66	1,036,465.00
57629WCU2	10857	01GRF	Mass Mutual Global	Fair	4,332,000.00	0.304	06/09/2023	101.014	08/31/2021	4,375,926.48	4,373,677.67	4,375,926.48
3136G46A6	10841	01GRF	Federal National Mtg Assn	Fair	8,000,000.00	0.299	10/27/2023	99.956	08/31/2021	7,996,480.00	8,000,000.00	7,996,480.00

**Delaware River Joint TBC
Investment Classification
August 31, 2021**

CUSIP	Investment #	Fund	Issuer	Investment Class	Par Value	YTM	Maturity Date	Market Price	Market Date	Market Value	Book Value	Reported Value
General Reserve Fund												
010411CQ7	10806	01GRF	State of Alabama	Fair	1,475,000.00	1.730	11/01/2023	106.043	08/31/2021	1,564,138.68	1,520,339.07	1,564,138.68
822582BZ4	10881	01GRF	Shell International Finance	Fair	3,000,000.00	0.380	11/13/2023	106.645	08/31/2021	3,199,350.00	3,199,467.32	3,199,350.00
58989V2C7	10879	01GRF	Met Tower Global Fund	Fair	570,000.00	0.654	04/05/2024	100.265	08/31/2021	571,510.50	571,256.58	571,510.50
57629WBV1	10856	01GRF	Mass Mutual Global	Fair	2,500,000.00	0.475	04/09/2024	107.704	08/31/2021	2,692,600.00	2,701,807.70	2,692,600.00
2027A0KB4	10868	01GRF	Commonwealth Bank Australia	Fair	5,000,000.00	0.617	06/04/2024	107.604	08/31/2021	5,380,200.00	5,372,633.59	5,380,200.00
91282CCL3	10890	01GRF	U.S. Treasury	Fair	5,000,000.00	0.373	07/15/2024	99.972	08/31/2021	4,998,632.80	5,000,189.86	4,998,632.80
30231GBC5	10869	01GRF	Exxon Mobil	Fair	2,800,000.00	0.696	08/16/2024	104.328	08/31/2021	2,921,198.00	2,908,112.84	2,921,198.00
9128283D0	10900	01GRF	Federal Home Loan Bank	Fair	5,000,000.00	0.484	10/31/2024	105.707	08/31/2021	5,285,351.55	5,276,658.82	5,285,351.55
64971XYN2	10875	01GRF	NYC Transitional Fin Authority	Fair	5,500,000.00	0.612	11/01/2024	99.653	08/31/2021	5,480,953.50	5,482,442.00	5,480,953.50
3130AN7P9	10889	01GRF	Federal Home Loan Bank	Fair	5,000,000.00	0.397	01/28/2025	100.010	08/31/2021	5,000,525.00	5,004,347.25	5,000,525.00
341271AD6	10894	01GRF	Florida St Brd of Adm	Fair	4,000,000.00	0.752	07/01/2025	101.128	08/31/2021	4,045,140.00	4,082,230.32	4,045,140.00
3136G4D75	10825	01GRF	Federal National Mtg Assn	Fair	2,500,000.00	0.599	07/29/2025	99.763	08/31/2021	2,494,087.50	2,500,000.00	2,494,087.50
Subtotal					156,806,030.10	0.852				158,713,592.29	158,232,285.85	158,713,592.29
Operating Fund												
38145C752	10108	01OF	Goldman Sachs Ila Fed Port	Amort	2,429.03	0.006		100.000	08/31/2021	2,429.03	2,429.03	2,429.03
912796C31	10860	01OF	U.S. Treasury	Fair	6,429,000.00	0.071	01/27/2022	99.984	08/31/2021	6,428,010.64	6,427,149.88	6,428,010.64
Subtotal					6,431,429.03	0.070				6,430,439.67	6,429,578.91	6,430,439.67
Reserve Maintenance Fund												
38145C752	10106	01RMF	Goldman Sachs Ila Fed Port	Amort	1,734.81	0.006		100.000	08/31/2021	1,734.81	1,734.81	1,734.81
912796C31	10859	01RMF	U.S. Treasury	Fair	11,535,000.00	0.071	01/27/2022	99.984	08/31/2021	11,533,224.88	11,531,680.48	11,533,224.88
Subtotal					11,536,734.81	0.070				11,534,959.69	11,533,415.29	11,534,959.69
Scudder Falls Insurance Reserv												
38145C752	10506	01SFIR	Goldman Sachs Ila Fed Port	Amort	4,065,000.00	0.001		100.000	08/31/2021	4,065,000.00	4,065,000.00	4,065,000.00
Subtotal					4,065,000.00	0.001				4,065,000.00	4,065,000.00	4,065,000.00
Construction Fund 2019A												
38145C752	10713	06CF19A	Goldman Sachs Ila Fed Port	Amort	0.00	1.231		100.000	08/31/2021	0.00	0.00	0.00
PAINVEST	10752	06CF19A	PA Invest	Amort	556,464.05	0.010		100.000	08/31/2021	556,464.05	556,464.05	556,464.05
9127964L0	10846	06CF19A	U.S. Treasury	Fair	2,000,000.00	0.112	09/09/2021	99.999	08/31/2021	1,999,982.54	1,999,950.58	1,999,982.54
53948AWG2	10867	06CF19A	Lloyd Bank Corp	Fair	7,000,000.00	0.194	09/16/2021	99.995	08/31/2021	6,999,699.00	6,999,445.83	6,999,699.00
16536HXN6	10874	06CF19A	Chesham Finance	Fair	5,000,000.00	0.200	10/22/2021	99.983	08/31/2021	4,999,170.00	4,998,583.32	4,999,170.00
912828YP9	10844	06CF19A	U.S. Treasury	Fair	3,000,000.00	0.127	10/31/2021	100.236	08/31/2021	3,007,089.84	3,006,762.30	3,007,089.84
0018A2Y59	10870	06CF19A	ANZ New Zealand International	Fair	4,000,000.00	0.203	11/05/2021	99.986	08/31/2021	3,999,460.00	3,998,555.55	3,999,460.00

**Delaware River Joint TBC
Investment Classification
August 31, 2021**

CUSIP	Investment #	Fund	Issuer	Investment Class	Par Value	YTM	Maturity Date	Market Price	Market Date	Market Value	Book Value	Reported Value
Construction Fund 2019A												
854324TYV2	10858	06CF19A	Standard Chart	Fair	10,000,000.00	0.203	11/29/2021	99.972	08/31/2021	9,997,210.00	9,995,055.56	9,997,210.00
3130AABG2	10845	06CF19A	Federal Home Loan Bank	Fair	1,330,000.00	0.132	11/29/2021	100.445	08/31/2021	1,335,918.50	1,335,659.44	1,335,918.50
40588LZA0	10877	06CF19A	Halkin Fin LLC	Fair	5,000,000.00	0.194	12/10/2021	99.959	08/31/2021	4,997,990.00	4,997,361.10	4,997,990.00
40588LZU6	10878	06CF19A	Halkin Fin LLC	Fair	5,000,000.00	0.193	12/28/2021	99.951	08/31/2021	4,997,560.00	4,996,886.09	4,997,560.00
27873KA77	10873	06CF19A	Ebury Finance Ltd	Fair	3,000,000.00	0.223	01/07/2022	99.946	08/31/2021	2,998,389.00	2,997,653.32	2,998,389.00
60689GAJ5	10899	06CF19A	Mizuho Bank Ltd	Fair	2,000,000.00	0.140	01/18/2022	99.952	08/31/2021	1,999,042.00	1,998,918.89	1,999,042.00
05970UAL2	10885	06CF19A	BANCO SANTANDER	Fair	3,000,000.00	0.162	01/20/2022	99.947	08/31/2021	2,998,419.00	2,998,120.00	2,998,419.00
771196BM3	10725	06CF19A	ROCHE HLDGS INC	Fair	3,000,000.00	2.049	01/28/2022	100.509	08/31/2021	3,015,285.00	2,996,445.30	3,015,285.00
16536JB14	10876	06CF19A	Chesham Finance	Fair	3,000,000.00	0.203	02/01/2022	99.933	08/31/2021	2,997,996.00	2,997,450.00	2,997,996.00
78012KZG5	10720	06CF19A	Royal Bank of Canada	Fair	1,500,000.00	2.057	02/01/2022	101.036	08/31/2021	1,515,547.50	1,504,200.84	1,515,547.50
05253CC12	10883	06CF19A	Aust & NZ Banking Group	Fair	3,000,000.00	0.132	03/01/2022	99.927	08/31/2021	2,997,828.00	2,998,039.17	2,997,828.00
53948BD14	10887	06CF19A	Lloyd Bank Corp	Fair	4,000,000.00	0.173	04/01/2022	99.910	08/31/2021	3,996,408.00	3,995,995.57	3,996,408.00
62455BE27	10897	06CF19A	Mountcliff FDG	Fair	3,000,000.00	0.213	05/02/2022	99.854	08/31/2021	2,995,626.00	2,995,747.48	2,995,626.00
06742XNF0	10902	06CF19A	Barclays US Funding LLC	Fair	5,000,000.00	0.172	05/24/2022	99.864	08/31/2021	4,993,245.00	4,993,743.01	4,993,245.00
912828YF1	10843	06CF19A	U.S. Treasury	Fair	1,000,000.00	0.143	09/15/2022	101.470	08/31/2021	1,014,707.03	1,014,048.24	1,014,707.03
084670BJ6	10895	06CF19A	Bershire Hathaway	Fair	1,000,000.00	0.253	02/11/2023	103.959	08/31/2021	1,039,590.00	1,039,566.05	1,039,590.00
166764AH3	10854	06CF19A	Chevron Corp	Fair	2,500,000.00	0.319	06/24/2023	104.563	08/31/2021	2,614,087.50	2,616,810.05	2,614,087.50
Subtotal					77,886,464.05	0.296				78,066,713.96	78,031,461.74	78,066,713.96
Debt Service Reserve Fund 2012												
38145C752	10260	06DSRF12A	Goldman Sachs Ila Fed Port	Amort	2,086.31	0.006		100.000	08/31/2021	2,086.31	2,086.31	2,086.31
912796C31	10861	06DSRF12A	U.S. Treasury	Fair	2,871,000.00	0.071	01/27/2022	99.984	08/31/2021	2,870,558.18	2,870,173.79	2,870,558.18
Subtotal					2,873,086.31	0.070				2,872,644.49	2,872,260.10	2,872,644.49
Debt Service Reserve Fund 2015												
38145C752	10349	06DSRF15	Goldman Sachs Ila Fed Port	Amort	1,250.00	0.006		100.000	08/31/2021	1,250.00	1,250.00	1,250.00
912796C31	10862	06DSRF15	U.S. Treasury	Fair	12,764,000.00	0.071	01/27/2022	99.984	08/31/2021	12,762,035.75	12,760,326.80	12,762,035.75
Subtotal					12,765,250.00	0.071				12,763,285.75	12,761,576.80	12,763,285.75
Debt Service Reserve Fund 2017												
38145C752	10425	06DSRF17	Goldman Sachs Ila Fed Port	Amort	3,113.55	0.006		100.000	08/31/2021	3,113.55	3,113.55	3,113.55
912796C31	10863	06DSRF17	U.S. Treasury	Fair	30,651,000.00	0.071	01/27/2022	99.984	08/31/2021	30,646,283.12	30,642,179.32	30,646,283.12
Subtotal					30,654,113.55	0.070				30,649,396.67	30,645,292.87	30,649,396.67
Debt Service Reserve Fund 19A												
38145C752	10712	06DSRF19A	Goldman Sachs Ila Fed Port	Amort	3,039.45	0.006		100.000	08/31/2021	3,039.45	3,039.45	3,039.45

**Delaware River Joint TBC
Investment Classification
August 31, 2021**

CUSIP	Investment #	Fund	Issuer	Investment Class	Par Value	YTM	Maturity Date	Market Price	Market Date	Market Value	Book Value	Reported Value
Debt Service Reserve Fund 19A												
912796C31	10866	06DSRF19A	U.S. Treasury	Fair	3,850,000.00	0.071	01/27/2022	99.984	08/31/2021	3,849,407.52	3,848,892.05	3,849,407.52
Subtotal					3,853,039.45	0.070				3,852,446.97	3,851,931.50	3,852,446.97
Total					306,871,217.72	0.528				308,948,549.91	308,422,873.48	308,948,549.91

7

DELAWARE RIVER JOINT TOLL BRIDGE COMMISSION
Meeting of September 27, 2021
TOLL TRAFFIC AND REVENUE STATISTICS (August 2021)

Summary: The Commission experienced an increase in total toll revenue for August 2021 in comparison to the August 2020 traffic and revenue statistics. [It should be noted that the Commission implemented a toll rate increase on April 11, 2021]. Total toll traffic also reflected an increase for the month of August 2021 when compared to August 2020.

NOTE: *August 2020 traffic and revenue figures for all bridges reflect major decreases as the result of the COVID-19 lockdown.*

Analysis of August 2021 / August 2020 toll revenue data comparison:

- An overall toll revenue increase of 35.48 percent was recorded at the Commission's eight toll bridges for the month of August.
- Commercial-vehicle toll revenue reflected a 24.49 percent increase.
- Passenger-vehicle toll revenue generated a 66.96 percent increase.

Analysis of August 2021 / August 2020 traffic data comparison:

- Total toll traffic increased by 300,119 vehicles, or 8.06 percent for the month.
- Commercial-vehicle traffic increased by 40,693 vehicles, or 7.16 percent.
- Passenger-vehicle toll traffic increased by 259,426 vehicles, or 8.22 percent.
- Average daily toll traffic for the Commission's eight toll bridges for August 2021 was 129,790 total vehicles as compared to the 120,109 total vehicles recorded on the toll bridges in August 2020.
- Total recorded westbound traffic volume at the Commission's toll supported bridges for August 2021 increased by 231,137 vehicles, or 13.6 percent as compared to August 2020. Average daily westbound traffic on the toll supported bridges was 62,144 vehicles in August 2021 as compared to 54,688 vehicles in August 2020.

Traffic analysis for 2021 YTD:

- Total YTD toll traffic for the eight toll bridges is reflecting a 12.06 percent increase for the first eight months of 2021 as compared to the same eight-month period in 2020.

- Westbound traffic on the ten toll supported bridges is reflecting a 13.1 percent increase through the first eight months of 2021 as compared to 2020.

REGION REVIEW:

Southern Region

Total toll traffic at Trenton-Morrisville (TM) reflected a 0.96 percent increase for August 2021 when compared to August 2020 as the result of the increase of 7,468 cars and the decrease of 872 trucks. The Scudder Falls Bridge recorded an increase of 20.86 percent in total toll traffic for August 2021 as compared to August 2020 as the result of the combined increases of 92,008 passenger vehicles and 3,272 trucks. At New Hope-Lambertville (NHL), an increase of 11,422 cars combined with the increase of 376 trucks generated an overall increase of 9.73 percent in total toll traffic for August 2021 as compared to August 2020.

Central Region

The I-78 Toll Bridge recorded an increase of 15.26 percent in total toll traffic for the month of August 2021 when compared to August 2020 as the result of increases of 124,283 cars and 20,441 trucks. At the Easton-Phillipsburg (EP) Toll Bridge, the combined increases of 23,545 passenger vehicles and 3,378 trucks resulted in a 6.83 percent increase in total toll traffic for August 2021 as compared to August 2020.

Northern Region

Portland-Columbia (PC) recorded a 1.73 percent increase in total toll traffic during August 2021 compared to August 2020 as the result of the increases of 489 automobiles and 1,438 trucks. At the Delaware Water Gap (DWG) Toll Bridge, the increase of 8,654 passenger vehicles combined with the increase of 12,351 trucks to generate an overall increase of 2.39 percent in total toll traffic for August 2021 when compared to August 2020. At Milford-Montague (MM), the decrease of 8,443 passenger vehicles combined with the increase of 309 trucks produced a decrease of 6.64 percent in total toll traffic for August 2021 as compared to August 2020.

E-ZPass Penetration Rates

The table below provides a comparison of the *E-ZPass* penetration rates for the Commission's eight (8) toll bridges for the months of August, 2021 and August 2020, and the year-to-date periods ending August 31, 2021 and August 31, 2020.

		<i>E-ZPass</i> PENETRATION RATES					
		Aug. 2021	Aug. 2020	Change in Monthly Percentage	YTD 2021	YTD 2020	Change in YTD Percentage
All Toll Bridges	Cars	83.64	75.04	8.60	80.57	77.95	2.62
	Trucks	93.66	91.34	2.32	93.37	93.02	0.35
	Total	85.15	77.53	7.62	82.67	80.50	2.17
Trenton - Morrisville	Cars	83.34	69.32	14.02	77.84	73.52	4.32
	Trucks	93.63	92.53	1.10	93.17	93.64	-0.47
	Total	84.40	71.77	12.63	79.55	75.76	3.79
Scudder Falls	Cars	89.68	87.80	1.88	90.15	90.03	0.12
	Trucks	88.64	83.66	4.98	88.30	84.52	3.78
	Total	89.61	87.48	2.13	90.00	89.59	0.41
New Hope - Lambertville	Cars	92.24	85.81	6.43	90.27	87.66	2.61
	Trucks	91.53	88.98	2.55	91.52	91.56	-0.04
	Total	92.19	86.07	6.12	90.37	88.01	2.36
I-78	Cars	80.55	74.30	6.25	78.28	76.60	1.68
	Trucks	94.79	92.78	2.01	94.50	94.29	0.21
	Total	84.43	79.70	4.73	83.30	82.59	0.71
Easton - Phillipsburg	Cars	85.94	71.71	14.23	80.67	75.61	5.06
	Trucks	88.47	85.04	3.43	88.14	88.62	-0.48
	Total	86.12	72.61	13.51	81.20	76.53	4.67
Portland - Columbia	Cars	82.26	66.08	16.18	76.33	69.77	6.56
	Trucks	93.62	91.40	2.22	92.54	92.36	0.18
	Total	83.33	68.18	15.15	77.77	71.71	6.06
Delaware Water Gap	Cars	80.81	75.13	5.68	78.05	76.42	1.63
	Trucks	94.08	91.38	2.70	93.94	93.60	0.34
	Total	82.95	77.59	5.36	80.81	79.54	1.27
Milford - Montague	Cars	82.30	71.14	11.16	76.64	72.34	4.30
	Trucks	88.05	84.84	3.21	87.94	87.33	0.61
	Total	82.50	71.57	10.93	77.07	72.85	4.22

DELAWARE RIVER JOINT TOLL BRIDGE COMMISSION

ALL TOLL BRIDGES

COMPARATIVE STATEMENT OF TOLL TRAFFIC AND REVENUE

AUGUST 2021

JANUARY 1, 2020 AUGUST 31, 2020 244 DAYS		JANUARY 1, 2021 AUGUST 31, 2021 243 DAYS		VEHICLE CLASS	MONTH OF AUGUST 2021 31 DAYS		MONTH OF AUGUST 2020 31 DAYS	
NUMBER OF VEHICLES	TOTAL REVENUE	NUMBER OF VEHICLES	TOTAL REVENUE		NUMBER OF VEHICLES	TOTAL REVENUE	NUMBER OF VEHICLES	TOTAL REVENUE
20,740,659	\$ 22,165,455.45	23,392,379	\$ 33,297,401.45	Passenger	3,414,329	\$ 5,517,768.60	3,154,903	\$ 3,361,033.80
-	(866,096.48)	-	(800,482.94)	Discounts *	-	(74,516.75)	-	(100,848.80)
20,740,659	\$ 21,299,358.97	23,392,379	\$ 32,496,918.51	TOTAL PASSENGER	3,414,329	\$ 5,443,251.85	3,154,903	\$ 3,260,185.00
765,292	5,005,563.85	904,726	7,378,828.05	2-Axle Trucks	123,454	1,134,154.30	110,638	723,764.35
270,165	3,229,901.70	311,058	4,060,352.03	3-Axle Trucks	43,186	591,055.50	34,964	417,171.69
355,379	5,624,373.30	365,385	6,346,308.90	4-Axle Trucks	53,999	986,994.00	44,625	705,207.70
2,753,562	54,218,455.96	2,934,954	63,269,045.69	5-Axle Trucks	378,414	8,631,030.00	366,985	7,224,591.96
91,903	2,136,522.15	80,606	2,060,675.70	6-Axle Trucks	9,831	267,096.00	11,016	256,178.85
1,732	52,422.48	2,932	97,652.84	7-Axle Trucks	274	9,564.00	237	7,301.73
-	-	-	-	Permits	-	-	-	-
4,238,033	\$ 70,267,239.44	4,599,661	\$ 83,212,863.21	TOTAL TRUCKS	609,158	\$ 11,619,893.80	568,465	\$ 9,334,216.28
24,978,692	\$ 91,566,598.41	27,992,040	\$ 115,709,781.72	TOTAL TOLL VEHICLES	4,023,487	\$ 17,063,145.65	3,723,368	12,594,401.28
102,372	\$ 375,272.94	115,194	\$ 476,171.94	DAILY AVERAGE	129,790	\$ 550,424.05	120,109	\$ 406,271.01

YTD Rate Change with SFB Traffic

Traffic (toll)	12.06%
Autos	12.79%
Trucks	8.53%
Revenue	26.37%
Autos	52.57%
Trucks	18.42%

MTD Rate Change Traffic

Traffic (toll)	8.06%
Autos	8.22%
Trucks	7.16%
Revenue	35.48%
Autos	66.96%
Trucks	24.49%

NOTE: Total toll traffic and toll revenue for the Commission's bridges increased compared to August 2020. The traffic decreased significantly in August 2020 as a result of COVID-19 pandemic. In June 2021, both PA and NJ Governors implemented reopening plans and began to lift the restrictions on gathering. In addition, toll rate adjustments took effect on April 11th, 2021.

* "Discounts" represents rebates for commuter discounts earned when a customer crosses the Commission's bridges 16 times in a calendar month, as well as discounts for employee's, and Commission vehicle's non-revenue crossings. Starting May 2021, the commuter discount rate is reduced from 40% to 20%.

DELAWARE RIVER JOINT TOLL BRIDGE COMMISSION
TRENTON - MORRISVILLE TOLL BRIDGE
COMPARATIVE STATEMENT OF TOLL TRAFFIC AND REVENUE

AUGUST 2021

JANUARY 1, 2020 AUGUST 31, 2020 244 DAYS		JANUARY 1, 2021 AUGUST 31, 2021 243 DAYS		MONTH OF AUGUST 2021 31 DAYS		MONTH OF AUGUST 2020 31 DAYS		
NUMBER OF VEHICLES	TOTAL REVENUE	NUMBER OF VEHICLES	TOTAL REVENUE	VEHICLE CLASS	NUMBER OF VEHICLES	TOTAL REVENUE	NUMBER OF VEHICLES	TOTAL REVENUE
4,298,112	\$ 4,321,343.00	4,573,851	\$ 6,362,478.75	Passenger	625,073	\$ 1,009,414.25	617,605	\$ 621,662.00
	(158,446.55)		(145,911.63)	Discounts *		(13,452.88)		(19,043.77)
4,298,112	\$ 4,162,896.45	4,573,851	\$ 6,216,567.12	TOTAL PASSENGER	625,073	\$ 995,961.37	617,605	\$ 602,618.23
208,100	1,342,969.55	196,302	1,555,929.30	2-Axle Trucks	22,120	202,558.00	28,518	184,039.05
70,573	840,801.60	85,739	1,105,275.90	3-Axle Trucks	11,258	153,487.50	8,954	106,101.60
60,134	953,409.60	67,336	1,166,136.80	4-Axle Trucks	9,393	170,970.00	8,567	134,924.80
199,010	3,914,830.00	223,571	4,837,110.50	5-Axle Trucks	28,750	659,037.50	26,427	519,726.00
1,835	43,425.60	2,357	59,793.60	6-Axle Trucks	292	7,971.00	227	5,359.20
105	3,082.00	178	5,606.20	7-Axle Trucks	23	807.50	15	456.00
				Permits				
539,757	\$ 7,098,518.35	575,483	\$ 8,729,852.30	TOTAL TRUCKS	71,836	\$ 1,194,831.50	72,708	\$ 950,606.65
4,837,869	\$ 11,261,414.80	5,149,334	\$ 14,946,419.42	TOTAL TOLL VEHICLES	696,909	\$ 2,190,792.87	690,313	\$ 1,553,224.88
19,827	\$ 46,153.34	21,191	\$ 61,507.90	DAILY AVERAGE	22,481	\$ 70,670.74	22,268	\$ 50,104.03
Rate Change					Rate Change			
Traffic (toll)		6.44%			Traffic (toll)		0.96%	
Autos		6.42%			Autos		1.21%	
Trucks		6.62%			Trucks		-1.20%	
Revenue					Revenue			
Autos		49.33%			Autos		65.27%	
Trucks		22.98%			Trucks		25.69%	

DELAWARE RIVER JOINT TOLL BRIDGE COMMISSION

SCUDDER FALLS TOLL BRIDGE

COMPARATIVE STATEMENT OF TOLL TRAFFIC AND REVENUE

AUGUST 2021

JANUARY 1, 2020 AUGUST 31, 2020 244 DAYS		JANUARY 1, 2021 AUGUST 31, 2021 243 DAYS		VEHICLE CLASS	MONTH OF AUGUST 2021 31 DAYS		MONTH OF AUGUST 2020 31 DAYS	
NUMBER OF VEHICLES	TOTAL REVENUE	NUMBER OF VEHICLES	TOTAL REVENUE		NUMBER OF VEHICLES	TOTAL REVENUE	NUMBER OF VEHICLES	TOTAL REVENUE
3,263,470	\$ 4,535,645.45	3,587,286	\$ 5,091,960.20	Passenger	512,977	\$ 739,256.10	420,969	\$ 598,528.80
	(213,723.97)		(173,853.07)	Discounts *		(16,206.35)		(25,799.57)
3,263,470	\$ 4,321,921.48	3,587,286	\$ 4,918,107.13	TOTAL PASSENGER	512,977	\$ 723,049.75	420,969	\$ 572,729.23
108,451	771,381.30	145,841	1,216,743.85	2-Axle Trucks	18,435	167,826.30	14,635	104,532.75
28,130	360,498.90	33,224	442,393.43	3-Axle Trucks	4,786	65,265.00	3,344	42,924.09
18,568	318,142.90	20,928	373,546.50	4-Axle Trucks	2,832	51,818.00	2,444	42,094.10
124,598	2,660,523.96	106,188	2,353,588.19	5-Axle Trucks	12,794	291,950.00	15,142	322,987.96
1,658	42,826.95	2,152	57,113.70	6-Axle Trucks	238	6,528.00	232	5,926.05
307	9,574.68	280	9,078.34	7-Axle Trucks	26	868.00	42	1,333.53
				Permits				
281,712	\$ 4,162,948.69	308,613	\$ 4,452,464.01	TOTAL TRUCKS	39,111	\$ 584,255.30	35,839	\$ 519,798.48
3,545,182	\$ 8,484,870.17	3,895,899	\$ 9,370,571.14	TOTAL TOLL VEHICLES	552,088	\$ 1,307,305.05	456,808	\$ 1,092,527.71
14,529	\$ 34,774.06	16,033	\$ 38,562.02	DAILY AVERAGE	17,809	\$ 42,171.13	14,736	\$ 35,242.83
Rate Change				Rate Change				
Traffic (toll)		9.89%		Traffic (toll)		20.86%		
Autos		9.92%		Autos		21.86%		
Trucks		9.55%		Trucks		9.13%		
Revenue		10.44%		Revenue		19.66%		
Autos		13.79%		Autos		26.25%		
Trucks		6.95%		Trucks		12.40%		

DELAWARE RIVER JOINT TOLL BRIDGE COMMISSION

NEW HOPE - LAMBERTVILLE TOLL BRIDGE

COMPARATIVE STATEMENT OF TOLL TRAFFIC AND REVENUE

AUGUST 2021

JANUARY 1, 2020 AUGUST 31, 2020 244 DAYS		JANUARY 1, 2021 AUGUST 31, 2021 243 DAYS		MONTH OF AUGUST 2021 31 DAYS		MONTH OF AUGUST 2020 31 DAYS		
NUMBER OF VEHICLES	TOTAL REVENUE	NUMBER OF VEHICLES	TOTAL REVENUE	VEHICLE CLASS	NUMBER OF VEHICLES	TOTAL REVENUE	NUMBER OF VEHICLES	TOTAL REVENUE
760,339	\$ 768,485.00	827,558	\$ 1,075,874.75	Passenger	122,628	\$ 176,943.25	111,206	\$ 112,634.00
	(45,298.32)		(50,518.92)	Discounts *		(4,139.28)		(5,046.97)
760,339	\$ 723,186.68	827,558	\$ 1,025,355.83	TOTAL PASSENGER	122,628	\$ 172,803.97	111,206	\$ 107,587.03
31,177	201,374.55	34,981	282,748.60	2-Axle Trucks	4,555	41,782.00	4,275	27,626.30
10,017	119,436.00	9,672	127,037.10	3-Axle Trucks	1,371	18,747.00	1,398	16,706.40
8,222	129,163.20	7,413	128,522.80	4-Axle Trucks	1,050	19,132.00	1,059	16,644.80
24,767	488,030.00	25,103	540,848.50	5-Axle Trucks	3,348	76,097.50	3,227	63,548.00
1,314	29,911.20	1,197	30,448.20	6-Axle Trucks	139	3,768.00	130	2,988.00
26	730.40	22	680.70	7-Axle Trucks	3	113.00	1	28.00
-	-	-	-	Permits	-	-	-	-
75,523	\$ 968,645.35	78,388	\$ 1,110,285.90	TOTAL TRUCKS	10,466	\$ 159,639.50	10,090	\$ 127,541.50
835,862	\$ 1,691,832.03	905,946	\$ 2,135,641.73	TOTAL TOLL VEHICLES	133,094	\$ 332,443.47	121,296	\$ 235,128.53
3,426	\$ 6,933.74	3,728	\$ 8,788.65	DAILY AVERAGE	4,293	\$ 10,723.98	3,913	\$ 7,584.79
Rate Change				Rate Change				
Traffic (toll)		8.38%		Traffic (toll)		9.73%		
Autos		8.84%		Autos		10.27%		
Trucks		3.79%		Trucks		3.73%		
Revenue		26.23%		Revenue		41.39%		
Autos		41.78%		Autos		60.62%		
Trucks		14.62%		Trucks		25.17%		

DELAWARE RIVER JOINT TOLL BRIDGE COMMISSION

I78 TOLL BRIDGE

COMPARATIVE STATEMENT OF TOLL TRAFFIC AND REVENUE

AUGUST 2021

JANUARY 1, 2020 AUGUST 31, 2020 244 DAYS		JANUARY 1, 2021 AUGUST 31, 2021 243 DAYS		VEHICLE CLASS	MONTH OF AUGUST 2021 31 DAYS		MONTH OF AUGUST 2020 31 DAYS	
NUMBER OF VEHICLES	TOTAL REVENUE	NUMBER OF VEHICLES	TOTAL REVENUE		NUMBER OF VEHICLES	TOTAL REVENUE	NUMBER OF VEHICLES	TOTAL REVENUE
4,079,648	\$ 4,126,678.00	5,042,787	\$ 7,470,738.75	Passenger	795,290	\$ 1,360,842.50	671,007	\$ 679,846.00
	(155,574.88)		(133,186.66)	Discounts *		(12,644.20)		(17,931.11)
4,079,648	\$ 3,971,103.12	5,042,787	\$ 7,337,552.09	TOTAL PASSENGER	795,290	\$ 1,348,198.30	671,007	\$ 661,914.89
189,726	1,221,453.35	233,605	1,911,433.85	2-Axle Trucks	33,950	313,066.00	27,893	179,691.85
88,199	1,040,868.00	97,893	1,273,618.20	3-Axle Trucks	14,030	192,451.50	11,547	136,323.60
174,909	2,749,195.20	168,046	2,904,879.60	4-Axle Trucks	23,336	426,406.00	19,750	309,510.40
1,571,655	30,792,060.00	1,709,108	36,771,125.50	5-Axle Trucks	219,660	5,008,125.00	210,171	4,118,872.00
63,224	1,465,536.00	52,961	1,352,803.20	6-Axle Trucks	6,437	174,915.00	7,660	177,638.40
760	22,758.00	1,882	63,444.90	7-Axle Trucks	154	5,538.50	105	3,240.00
				Permits				
2,088,473	\$ 37,291,870.55	2,263,495	\$ 44,277,305.25	TOTAL TRUCKS	297,567	\$ 6,120,502.00	277,126	\$ 4,925,276.25
6,168,121	\$ 41,262,973.67	7,306,282	\$ 51,614,857.34	TOTAL TOLL VEHICLES	1,092,857	\$ 7,468,700.30	948,133	\$ 5,587,191.14
25,279	\$ 169,110.55	30,067	\$ 212,406.82	DAILY AVERAGE	35,253	\$ 240,925.82	30,585	\$ 180,231.97
Rate Change				Rate Change				
Traffic (toll)		18.45%		Traffic (toll)		15.26%		
Autos		23.61%		Autos		18.52%		
Trucks		8.38%		Trucks		7.38%		
Revenue		25.09%		Revenue		33.68%		
Autos		84.77%		Autos		103.68%		
Trucks		18.73%		Trucks		24.27%		

DELAWARE RIVER JOINT TOLL BRIDGE COMMISSION

EASTON - PHILLIPSBURG TOLL BRIDGE

COMPARATIVE STATEMENT OF TOLL TRAFFIC AND REVENUE

AUGUST 2021

JANUARY 1, 2020 AUGUST 31, 2020 244 DAYS		JANUARY 1, 2021 AUGUST 31, 2021 243 DAYS		MONTH OF AUGUST 2021 31 DAYS		MONTH OF AUGUST 2020 31 DAYS		
NUMBER OF VEHICLES	TOTAL REVENUE	NUMBER OF VEHICLES	TOTAL REVENUE	VEHICLE CLASS	NUMBER OF VEHICLES	TOTAL REVENUE	NUMBER OF VEHICLES	TOTAL REVENUE
2,557,880	\$ 2,575,864.00 (94,829.28)	2,853,405	\$ 3,854,150.50 (89,946.61)	Passenger Discounts *	391,334	\$ 610,372.00 (8,738.43)	367,789	\$ 370,987.00 (10,805.96)
2,557,880	\$ 2,481,034.72	2,853,405	\$ 3,764,203.89	TOTAL PASSENGER	391,334	\$ 601,633.57	367,789	\$ 360,181.04
73,458	474,326.45	84,451	686,725.85	2-Axle Trucks	11,646	106,979.00	10,428	67,405.00
23,971	285,216.00	24,452	320,882.40	3-Axle Trucks	3,287	45,106.50	2,960	35,143.20
21,516	339,880.00	22,845	400,421.60	4-Axle Trucks	3,374	61,938.00	2,928	46,180.80
75,284	1,479,808.00	84,737	1,836,454.50	5-Axle Trucks	11,405	261,057.50	10,082	198,320.00
641	15,100.80	776	20,277.00	6-Axle Trucks	124	3,387.00	76	1,792.80
22	613.20	108	3,367.50	7-Axle Trucks	16	512.50	-	-
				Permits	-	-	-	-
194,892	\$ 2,594,944.45	217,369	\$ 3,268,128.85	TOTAL TRUCKS	29,852	\$ 478,980.50	26,474	\$ 348,841.80
2,752,772	\$ 5,075,979.17	3,070,774	\$ 7,032,332.74	TOTAL TOLL VEHICLES	421,186	\$ 1,080,614.07	394,263	\$ 709,022.84
11,282	\$ 20,803.19	12,637	\$ 28,939.64	DAILY AVERAGE	13,587	\$ 34,858.52	12,718	\$ 22,871.70

Rate Change	
Traffic (toll)	11.55%
Autos	11.55%
Trucks	11.53%
Revenue	38.54%
Autos	51.72%
Trucks	25.94%

Rate Change	
Traffic (toll)	6.83%
Autos	6.40%
Trucks	12.76%
Revenue	52.41%
Autos	67.04%
Trucks	37.31%

DELAWARE RIVER JOINT TOLL BRIDGE COMMISSION
 PORTLAND - COLUMBIA TOLL BRIDGE
 COMPARATIVE STATEMENT OF TOLL TRAFFIC AND REVENUE

AUGUST 2021

JANUARY 1, 2020 AUGUST 31, 2020 244 DAYS		JANUARY 1, 2021 AUGUST 31, 2021 243 DAYS		MONTH OF AUGUST 2021 31 DAYS		MONTH OF AUGUST 2020 31 DAYS		
NUMBER OF VEHICLES	TOTAL REVENUE	NUMBER OF VEHICLES	TOTAL REVENUE	VEHICLE CLASS	NUMBER OF VEHICLES	TOTAL REVENUE	NUMBER OF VEHICLES	TOTAL REVENUE
674,876	\$ 683,089.00	687,977	\$ 976,046.00	Passenger	102,390	\$ 166,628.00	101,901	\$ 103,334.00
	(26,219.78)		(32,913.11)	Discounts *		(2,668.00)		(2,795.32)
674,876	\$ 656,869.22	687,977	\$ 943,132.89	TOTAL PASSENGER	102,390	\$ 163,960.00	101,901	\$ 100,538.68
15,095	97,764.55	17,705	144,198.85	2-Axle Trucks	2,567	23,596.00	2,241	14,524.25
5,537	66,132.00	6,073	79,648.50	3-Axle Trucks	967	13,287.00	738	8,817.60
18,176	290,057.60	16,701	292,868.40	4-Axle Trucks	3,573	65,234.00	2,857	45,595.20
24,510	484,182.00	26,794	581,746.00	5-Axle Trucks	3,535	80,540.00	3,382	66,800.00
121	2,887.20	133	3,473.40	6-Axle Trucks	22	603.00	9	213.60
4	112.00	13	406.00	7-Axle Trucks	2	66.50	1	28.00
				Permits				
63,443	\$ 941,135.35	67,419	\$ 1,102,341.15	TOTAL TRUCKS	10,666	\$ 183,326.50	9,228	\$ 135,978.65
738,319	\$ 1,598,004.57	755,396	\$ 2,045,474.04	TOTAL TOLL VEHICLES	113,056	\$ 347,286.50	111,129	\$ 236,517.33
3,026	\$ 6,549.20	3,109	\$ 8,417.59	DAILY AVERAGE	3,647	\$ 11,202.79	3,585	\$ 7,629.59
Rate Change				Rate Change				
Traffic (toll)		2.31%		Traffic (toll)		1.73%		
Autos		1.94%		Autos		0.48%		
Trucks		6.27%		Trucks		15.58%		
Revenue		28.00%		Revenue		46.83%		
Autos		43.58%		Autos		63.08%		
Trucks		17.13%		Trucks		34.82%		

DELAWARE RIVER JOINT TOLL BRIDGE COMMISSION
 DELAWARE WATER GAP TOLL BRIDGE
 COMPARATIVE STATEMENT OF TOLL TRAFFIC AND REVENUE

AUGUST 2021

JANUARY 1, 2020 AUGUST 31, 2020 244 DAYS		JANUARY 1, 2021 AUGUST 31, 2021 243 DAYS		MONTH OF AUGUST 2021 31 DAYS		MONTH OF AUGUST 2020 31 DAYS		
NUMBER OF VEHICLES	TOTAL REVENUE	NUMBER OF VEHICLES	TOTAL REVENUE	VEHICLE CLASS	NUMBER OF VEHICLES	TOTAL REVENUE	NUMBER OF VEHICLES	TOTAL REVENUE
4,363,255	\$ 4,401,425.00	5,043,713	\$ 7,349,302.75	Passenger	754,374	\$ 1,275,389.00	745,720	\$ 753,538.00
-	(146,719.52)		(143,708.49)	Discounts *	-	(13,730.12)	-	(16,724.55)
4,363,255	\$ 4,254,705.48	5,043,713	\$ 7,205,594.26	TOTAL PASSENGER	754,374	\$ 1,261,658.88	745,720	\$ 736,813.45
125,521	807,758.25	174,238	1,437,251.30	2-Axle Trucks	27,795	256,388.00	20,557	132,479.75
41,071	485,019.60	51,417	677,031.60	3-Axle Trucks	7,095	97,312.50	5,612	66,232.80
51,355	805,044.80	59,659	1,036,764.80	4-Axle Trucks	10,112	185,446.00	6,700	105,188.80
726,795	14,261,590.00	751,821	16,182,228.00	5-Axle Trucks	97,936	2,231,630.00	97,592	1,915,298.00
23,031	534,943.20	20,952	534,737.40	6-Axle Trucks	2,570	69,672.00	2,673	62,047.20
505	15,468.20	448	15,041.20	7-Axle Trucks	50	1,658.00	73	2,216.20
				Permits				
968,278	\$ 16,909,824.05	1,058,535	\$ 19,883,054.30	TOTAL TRUCKS	145,558	\$ 2,842,106.50	133,207	\$ 2,283,462.75
5,331,533	\$ 21,164,529.53	6,102,248	\$ 27,088,648.56	TOTAL TOLL VEHICLES	899,932	\$ 4,103,765.38	878,927	\$ 3,020,276.20
21,851	\$ 86,739.88	25,112	\$ 111,475.92	DAILY AVERAGE	29,030	\$ 132,379.53	28,352	\$ 97,428.26
Rate Change				Rate Change				
Traffic (toll)		14.46%		Traffic (toll)		2.39%		
Autos		15.60%		Autos		1.16%		
Trucks		9.32%		Trucks		9.27%		
Revenue		27.99%		Revenue		35.87%		
Autos		69.36%		Autos		71.23%		
Trucks		17.58%		Trucks		24.46%		

DELAWARE RIVER JOINT TOLL BRIDGE COMMISSION
MILFORD - MONTAGUE TOLL BRIDGE
COMPARATIVE STATEMENT OF TOLL TRAFFIC AND REVENUE

AUGUST 2021

JANUARY 1, 2020 AUGUST 31, 2020 244 DAYS		JANUARY 1, 2021 AUGUST 31, 2021 243 DAYS		MONTH OF AUGUST 2021 31 DAYS		MONTH OF AUGUST 2020 31 DAYS		
NUMBER OF VEHICLES	TOTAL REVENUE	NUMBER OF VEHICLES	TOTAL REVENUE	VEHICLE CLASS	NUMBER OF VEHICLES	TOTAL REVENUE	NUMBER OF VEHICLES	TOTAL REVENUE
743,079	\$ 752,926.00	775,802	\$ 1,116,849.75	Passenger	110,263	\$ 178,923.50	118,706	\$ 120,504.00
	(25,284.18)		(30,444.45)	Discounts *		(2,937.49)		(2,701.55)
743,079	\$ 727,641.82	775,802	\$ 1,086,405.30	TOTAL PASSENGER	110,263	\$ 175,986.01	118,706	\$ 117,802.45
13,764	88,535.85	17,603	143,796.45	2-Axle Trucks	2,386	21,959.00	2,091	13,465.40
2,667	31,929.60	2,588	34,464.90	3-Axle Trucks	392	5,398.50	411	4,922.40
2,499	39,480.00	2,457	43,168.40	4-Axle Trucks	329	6,050.00	320	5,068.80
6,943	137,432.00	7,632	165,944.50	5-Axle Trucks	986	22,592.50	962	19,040.00
79	1,891.20	78	2,029.20	6-Axle Trucks	9	252.00	9	213.60
3	84.00	1	28.00	7-Axle Trucks	-	-	-	-
				Permits	-	-	-	-
25,955	\$ 299,352.65	30,359	\$ 389,431.45	TOTAL TRUCKS	4,102	\$ 56,252.00	3,793	\$ 42,710.20
769,034	\$ 1,026,994.47	806,161	\$ 1,475,836.75	TOTAL TOLL VEHICLES	114,365	\$ 232,238.01	122,499	\$ 160,512.65
3,152	\$ 4,208.99	3,318	\$ 6,073.40	DAILY AVERAGE	3,689	\$ 7,491.55	3,952	\$ 5,177.83
Rate Change				Rate Change				
Traffic (toll)		4.83%		Traffic (toll)		-6.64%		
Autos		4.40%		Autos		-7.11%		
Trucks		16.97%		Trucks		8.15%		
Revenue		43.70%		Revenue		44.69%		
Autos		49.30%		Autos		49.39%		
Trucks		30.09%		Trucks		31.71%		



Delaware River Joint Toll Bridge Commission Toll Supported Bridge - Westbound Traffic Counts

August 2021

Bridge	Westbound Volume					
	August 2021	August 2020	% Change	YTD 2021	YTD 2020	% Change
Lower Trenton	451,412	398,629	13.2%	3,251,361	2,847,296	14.2%
Calhoun Street	326,740	297,869	9.7%	2,376,972	2,071,354	14.8%
Washington Crossing	137,248	118,148	16.2%	964,575	890,588	8.3%
New Hope - Lambertville	215,084	157,719	36.4%	1,627,511	1,270,727	28.1%
Centre Bridge - Stockton	88,594	83,978	5.5%	618,648	565,535	9.4%
Uhlerstown - Frenchtown	93,580	79,401	17.9%	673,048	654,165	2.9%
Upper Black Eddy - Milford	53,627	53,981	-0.7%	425,972	396,602	7.4%
Riegelsville	55,660	49,784	11.8%	394,361	356,516	10.6%
Northampton Street	399,762	359,588	11.2%	2,924,108	2,630,449	11.2%
Riverton - Belvidere	104,766	96,239	8.9%	728,791	680,508	7.1%
Total	1,926,473	1,695,336	13.6%	13,985,348	12,363,740	13.1%

NOTES:

On 4/11/21, a toll adjustment at the Commission's 8 Toll Bridges was implemented.

On 3/19/20, Due to COVID-19 Pandemic, PA Governor Wolf Orders Closure of Non-Life-Sustaining Businesses at 8 p.m. On 3/23/20, Gov. Wolf begins to issue Stay at Home Orders to specific counties.

On 3/21/20 Due to COVID-19 Pandemic, NJ Governor Murphy Announces Statewide Stay at Home Order, Closure of All Non-Essential Retail Businesses.



Delaware River Joint Toll Bridge Commission Toll-Supported Bridge Traffic Counts August 2021

Bridge	Eastbound				Westbound				Total Volume	
	August 2021		August 2020		August 2021		August 2020		August 2021	August 2020
	Volume	% of Total	Volume	% of Total	Volume	% of Total	Volume	% of Total		
Lower Trenton	84,618	15.8%	81,627	17.0%	451,412	84.2%	398,629	83.0%	536,030	480,256
Calhoun Street	172,940	34.6%	165,410	35.7%	326,740	65.4%	297,869	64.3%	499,680	463,279
Washington Crossing	103,930	43.1%	60,540	33.9%	137,248	56.9%	118,148	66.1%	241,178	178,688
New Hope-Lambertville	171,983	44.4%	169,133	51.7%	215,084	55.6%	157,719	48.3%	387,067	326,852
Centre Bridge-Stockton	73,515	45.3%	72,865	46.5%	88,594	54.7%	83,978	53.5%	162,109	156,843
Uhlerstown-Frenchtown	54,426	36.8%	43,407	35.3%	93,580	63.2%	79,401	64.7%	148,006	122,808
Upper Black Eddy-Milford	52,655	49.5%	52,233	49.2%	53,627	50.5%	53,981	50.8%	106,282	106,214
Riegelsville	47,527	46.1%	44,781	47.4%	55,660	53.9%	49,784	52.6%	103,187	94,565
Northampton Street	135,156	25.3%	144,034	28.6%	399,762	74.7%	359,588	71.4%	534,918	503,622
Riverton-Belvidere	55,484	34.6%	55,217	36.5%	104,766	65.4%	96,239	63.5%	160,250	151,456
Total	952,234	33.1%	889,247	34.4%	1,926,473	66.9%	1,695,336	65.6%	2,878,707	2,584,583

NOTES:

On 4/11/21, a toll adjustment at the Commission's 8 Toll Bridges was implemented.

On 3/19/20, Due to COVID-19 Pandemic, PA Governor Wolf Orders Closure of Non-Life-Sustaining Businesses at 8 p.m. On 3/23/20, Gov. Wolf begins to issue Stay at Home Orders to specific counties.

On 3/21/20 Due to COVID-19 Pandemic, NJ Governor Murphy Announces Statewide Stay at Home Order, Closure of All Non-Essential Retail Businesses.

This Table added in September 2020.



Delaware River Joint Toll Bridge Commission Toll Supported Bridge - Two Way Traffic Counts

August 2021

Bridge	Total Volume					
	August 2021	August 2020	% Change	YTD 2021	YTD 2020	% Change
Lower Trenton	536,030	480,256	11.6%	3,880,214	3,449,766	12.5%
Calhoun Street	499,680	463,279	7.9%	3,627,531	3,161,742	14.7%
Washington Crossing	241,178	178,688	35.0%	1,466,604	1,346,729	8.9%
New Hope - Lambertville	387,067	326,852	18.4%	2,842,125	2,385,700	19.1%
Centre Bridge - Stockton	162,109	156,843	3.4%	1,133,267	1,079,068	5.0%
Uhlerstown - Frenchtown	148,006	122,808	20.5%	1,041,853	993,271	4.9%
Upper Black Eddy-Milford	106,282	106,214	0.1%	808,663	759,951	6.4%
Riegelsville	103,187	94,565	9.1%	738,248	679,057	8.7%
Northampton Street	534,918	503,622	6.2%	3,987,614	3,671,431	8.6%
Riverton - Belvidere	160,250	151,456	5.8%	1,150,245	1,080,355	6.5%
Total	2,878,707	2,584,583	11.4%	20,676,364	18,607,070	11.1%

NOTES:

On 4/11/21, a toll adjustment at the Commission's 8 Toll Bridges was implemented.

On 3/19/20, Due to COVID-19 Pandemic, PA Governor Wolf Orders Closure of Non-Life-Sustaining Businesses at 8 p.m. On 3/23/20, Gov. Wolf begins to issue Stay at Home Orders to specific counties.

On 3/21/20 Due to COVID-19 Pandemic, NJ Governor Murphy Announces Statewide Stay at Home Order, Closure of All Non-Essential Retail Businesses.



Delaware River Joint Toll Bridge Commission Toll Bridge - Two Way Traffic Counts August 2021

Bridge	Total Volume (all classes)					
	August 2021	August 2020	% Change	YTD 2021	YTD 2020	% Change
Trenton - Morrisville	1,740,209	1,632,312	6.6%	12,635,184	11,382,630	11.0%
Scudder Falls ¹	1,050,515	945,757	11.1%	7,890,685	7,392,905	6.7%
New Hope - Lambertville	329,833	294,008	12.2%	2,268,390	2,076,483	9.2%
Interstate 78	2,239,756	1,931,867	15.9%	14,973,138	12,663,129	18.2%
Easton - Phillipsburg	1,070,440	991,872	7.9%	7,878,202	7,249,484	8.7%
Portland - Columbia	241,354	227,259	6.2%	1,628,541	1,536,236	6.0%
Delaware Water Gap	1,780,779	1,757,503	1.3%	12,068,438	10,473,242	15.2%
Milford - Montague	260,518	271,807	-4.2%	1,792,054	1,680,888	6.6%
Total	8,713,404	8,052,385	8.2%	61,134,632	54,454,997	12.3%

NOTES:

¹ Construction began in June 2017 under contract T-668A for the Scudder Falls Replacement Bridge. In July 2019, SFB became a Toll Bridge. On August 18, 2021, traffic to New Jersey was shifted from the new upstream bridge to the new downstream bridge. The traffic counter was out of service from 8/18 - 8/25 until it was relocated to count traffic in the new pattern. Data for this period was interpolated using the average for each day of the week remainder of the month that data was collected. Construction will continue into 2022.

On 4/11/21, a toll adjustment at the Commission's 8 Toll Bridges was implemented.

On 3/19/20, Due to COVID-19 Pandemic, PA Governor Wolf Orders Closure of Non-Life-Sustaining Businesses at 8 p.m. On

On 3/21/20 Due to COVID-19 Pandemic, NJ Governor Murphy Announces Statewide Stay at Home Order, Closure of All Non-Essential Retail Businesses.

DELAWARE RIVER JOINT TOLL BRIDGE COMMISSION

Meeting of September 27th, 2021

STATISTICAL SUMMARY OF EXPENDITURES

There follows reports entitled “**Budget vs Actual**” covering the month of August 2021 and the eight months year-to-date (“YTD”) operations of fiscal year 2021 relative to Toll Bridges, Toll Supported Bridges and Administration departments.

Total operating expense plus encumbrance totaled \$6,086,740 for the month of August. For the 2021 fiscal period, total expense plus encumbrances amounted to \$46,364,929, which represents 90.2% of 2021 year-to-date operating budget.

The EZPass Operating Expense exceeded YTD budget by \$812,016. The violation processing cost increased since we collected more administration fee in the first seven months of year 2021. In addition, the percentage allocation of service charges for EZPass processing cost and EZPass credit card fee increased 19.6% since June 2020. All other expense items are currently within their normal YTD budget.

During the month of July, we spent \$6,350 on COVID-19 related expenses. Since the beginning of year 2021, we purchased \$22,773 Personal Protective Equipment (PPE) for our workers, \$16,535 for the installation of divider panels in the boardroom and conference rooms at Scudder Falls Administration Building, and \$15,287 on cleaning supplies and other miscellaneous items. As of August 31st, 2021, the total amount for COVID-19 related expenses is \$54,595.00.

There were no unusual expenses during the month.

Delaware River Joint Toll Bridge Commission
Budget vs Actual
For the Eight Months Ending August 31, 2021

TOTAL COMMISSION

	Annual Budget 2021	YTD Budget 2021	Expended For The Month	Expended Year To Date	Encumbered	Remaining Annual Budget
Regular Employee Salaries	\$24,344,872	15,805,528	\$1,736,412	\$15,146,402	\$0	\$9,198,470
Part-Time Employee Wages	267,948	171,796	18,203	127,735	0	140,213
Overtime Wages	460,197	345,554	28,290	323,323	0	136,874
Pension Contributions	8,201,553	5,362,578	567,025	4,862,026	0	3,339,527
FICA Contributions	2,020,366	1,321,565	143,464	1,257,920	0	762,447
Regular Employee Healthcare Benefits	12,128,873	8,067,688	821,588	5,879,491	0	6,249,382
Life Insurance Benefits	234,912	157,508	18,016	147,593	0	87,319
Unemployment Compensation Benefits	44,100	33,075	4,110	12,764	0	31,336
Utility Expense	877,001	600,849	42,693	456,278	43,383	377,340
Office Expense	316,557	234,725	12,323	107,120	42,594	166,843
Telecommunication Expense	1,475,707	1,029,431	132,385	951,840	10,159	513,707
Information Technology Expense	788,444	599,375	46,572	398,480	102,386	287,578
Professional Development/Meetings	550,799	379,418	10,229	94,421	57,030	399,348
Vehicle Maintenance Expense and Fuel	436,964	369,150	24,101	247,719	85,211	104,034
Operations Maintenance Expense	1,430,391	1,142,500	69,135	738,484	255,678	436,229
ESS Operating Maintenance Expense	1,246,045	830,697	85,758	610,894	0	635,151
Commission Expense	19,448	12,965	1,003	3,986	0	15,462
Toll Collection Expense	84,803	73,630	5,458	41,656	682	42,465
Uniform Expense	196,714	128,683	8,175	72,796	28,145	95,774
Business Insurance	4,723,456	2,998,404	387,340	2,906,750	0	1,816,706
Licenses & Inspections Expense	9,594	6,572	1,318	6,545	0	3,049
Advertising	53,027	40,646	3,491	12,953	0	40,075
Professional Services	1,861,732	1,282,492	224,385	849,140	0	1,012,592
State Police Bridge Security	6,580,762	4,492,929	530,101	4,207,699	0	2,373,062
EZP Equip/Traffic Counter Maint	1,400,000	931,824	100,163	762,926	25,038	612,037
General Contingency	467,500	311,667	6,250	7,250	0	460,250
EZPass Operating Expense	6,906,126	4,668,414	1,018,410	5,480,430	0	1,425,696
Total	\$77,127,891	\$51,399,663	\$6,046,398	\$45,714,623	\$650,306	\$30,762,962

Delaware River Joint Toll Bridge Commission
Budget vs Actual
For the Eight Months Ending August 31, 2021

ADMINISTRATION*

	Annual Budget 2021	YTD Budget 2021	Expended For The Month	Expended Year To Date	Encumbered	Remaining Annual Budget
OPERATING EXPENSE						
Regular Employee Salaries	\$4,606,585	3,012,237	\$333,501	\$2,873,608	\$0	\$1,732,977
Overtime Wages	5,931	4,130	34	2,632	0	3,299
Pension Contributions	1,439,715	941,361	99,317	847,964	0	591,751
FICA Contributions	352,781	230,667	24,900	219,186	0	133,595
Regular Employee Healthcare Benefits	1,545,293	1,019,077	103,955	754,459	0	790,834
Life Insurance Benefits	44,226	29,485	3,227	27,030	0	17,196
Unemployment Compensation Benefits	44,100	33,075	4,110	12,764	0	31,336
Utility Expense	139,700	46,565	13,867	61,881	0	77,819
Office Expense	214,034	160,407	9,997	82,544	37,220	94,271
Telecommunication Expense	128,566	81,940	17,593	80,001	0	48,565
Information Technology Expense	774,000	589,330	46,572	398,480	102,386	273,134
Professional Development/Meetings	130,322	99,101	2,546	44,678	0	85,644
Vehicle Maintenance Expense and Fuel	28,041	13,440	1,653	20,380	4,089	3,572
Operations Maintenance Expense	96,204	35,667	5,266	30,915	16,055	49,234
Commission Expense	19,448	12,965	1,003	3,986	0	15,462
Uniform Expense	9,000	5,727	1,265	3,146	0	5,854
Business Insurance	600,049	249,466	21,446	171,256	0	428,793
Advertising	53,027	40,646	3,491	12,953	0	40,075
Professional Services	1,256,732	879,155	131,503	725,121	0	531,611
General Contingency	467,500	311,667	6,250	7,250	0	460,250
OPERATING EXPENSE SUBTOTAL	\$11,955,256	\$7,796,105	\$831,497	\$6,380,235	\$159,749	\$5,415,272
ADM OPS ALLOCATION						
TES Allocation			10,963	89,778		
ADM OPS ALLOCATION SUBTOTAL			\$10,963	\$89,778		
TOTAL EXPENSES			\$842,459	\$6,470,013		

* Includes Executive, Human Resources, Accounting, EZPass, Purchasing, Information Technology, Community Affairs and Contract/Compliance.

Delaware River Joint Toll Bridge Commission
Budget vs Actual
For the Eight Months Ending August 31, 2021

ADMINISTRATION - OPERATIONS*

	Annual Budget 2021	YTD Budget 2021	Expended For The Month	Expended Year To Date	Encumbered	Remaining Annual Budget
OPERATING EXPENSE						
Regular Employee Salaries	\$3,041,832	1,972,653	\$214,481	\$2,017,403	\$0	\$1,024,428
Overtime Wages	33,300	24,444	3,612	11,129	0	22,171
Pension Contributions	1,377,780	900,841	97,654	837,935	0	539,845
FICA Contributions	337,605	220,742	25,367	222,450	0	115,155
Regular Employee Healthcare Benefits	1,491,057	994,272	99,731	709,168	0	781,888
Life Insurance Benefits	39,736	26,491	3,165	26,646	0	13,090
Office Expense	65,571	44,770	303	7,969	537	57,065
Telecommunication Expense	137,137	91,425	25,614	78,615	0	58,522
Professional Development/Meetings	393,626	264,346	7,102	47,914	57,030	288,683
Vehicle Maintenance Expense and Fuel	700	467	0	170	0	530
ESS Operating Maintenance Expense	1,246,045	830,697	85,758	610,894	0	635,151
Toll Collection Expense	265	176	0	0	0	265
Uniform Expense	26,208	17,472	241	7,144	165	18,899
Business Insurance	83,013	55,342	6,957	55,278	0	27,735
Professional Services	605,000	403,337	92,883	124,020	0	480,980
State Police Bridge Security	44,513	29,676	(818)	0	0	44,513
OPERATING EXPENSE SUBTOTAL	\$8,923,387	\$5,877,150	\$662,049	\$4,756,734	\$57,732	\$4,108,921
ADM OPS ALLOCATION						
TES Allocation			(82,896)	(678,874)		
Toll Operation Allocation			(52,982)	(433,934)		
Bridge Maint Allocation			(50,795)	(421,086)		
Maint/Toll Allocation			(19,034)	(159,174)		
PSBS Allocation			(294,228)	(2,219,912)		
ADM OPS ALLOCATION SUBTOTAL			(\$499,935)	(\$3,912,980)		
TOTAL EXPENSES			\$162,114	\$843,754		

* Includes Engineering, Training & Employee Safety, Maintenance/Toll Operation, Public Safety and Bridge Security.

Delaware River Joint Toll Bridge Commission
Budget vs Actual
For the Eight Months Ending August 31, 2021

SOUTHERN REGION TOLL BRIDGE

	Annual Budget 2021	YTD Budget 2021	Expended For The Month	Expended Year To Date	Encumbered	Remaining Annual Budget
OPERATING EXPENSE						
Regular Employee Salaries	\$4,264,092	2,793,813	\$306,567	\$2,691,762	\$0	\$1,572,331
Part-Time Employee Wages	50,872	27,590	1,211	13,164	0	37,708
Overtime Wages	85,882	66,107	9,736	101,956	0	(16,075)
Pension Contributions	1,373,061	904,598	82,085	704,923	0	668,138
FICA Contributions	336,665	222,353	24,142	214,623	0	122,042
Regular Employee Healthcare Benefits	2,299,931	1,537,017	161,042	1,158,817	0	1,141,114
Life Insurance Benefits	38,688	26,004	3,166	24,914	0	13,774
Utility Expense	235,428	182,088	13,278	136,203	22,282	76,943
Office Expense	17,083	12,814	1,272	7,224	2,068	7,790
Telecommunication Expense	181,447	136,822	9,436	110,914	0	70,533
Information Technology Expense	7,679	4,948	0	0	0	7,679
Professional Development/Meetings	5,333	3,163	0	171	0	5,162
Vehicle Maintenance Expense and Fuel	150,459	128,620	13,040	105,417	19,979	25,063
Operations Maintenance Expense	381,156	303,266	13,822	192,608	64,490	124,058
Toll Collection Expense	21,612	19,019	987	11,532	0	10,080
Uniform Expense	69,259	47,509	1,332	21,421	18,369	29,469
Business Insurance	1,445,604	963,736	130,168	960,417	0	485,187
Licenses & Inspections Expense	1,435	1,295	550	1,663	0	(228)
State Police Bridge Security	1,853,026	1,265,249	150,516	1,192,883	0	660,144
EZP Equipment/Traffic Counter Maint	482,964	323,296	33,770	263,754	4,176	215,033
EZPass Operating Expense	3,870,288	2,604,301	478,745	2,729,122	0	1,141,166
OPERATING EXPENSE SUBTOTAL	\$17,171,962	\$11,573,606	\$1,434,865	\$10,643,486	\$131,364	\$6,397,112
ADM OPS AIIOCATION						
TES Allocation			14,633	119,833		
Toll Operation Allocation			15,895	130,180		
Bridge Maint Allocation			12,699	105,272		
Maint/Toll Allocation			4,187	35,018		
PSBS Allocation			78,920	580,959		
ADM OPS AIIOCATION SUBTOTAL			\$126,334	\$971,262		
TOTAL EXPENSES			\$1,561,199	\$11,614,748		

Delaware River Joint Toll Bridge Commission
Budget vs Actual
For the Eight Months Ending August 31, 2021

CENTRAL REGION TOLL BRIDGE

	Annual Budget 2021	YTD Budget 2021	Expended For The Month	Expended Year To Date	Encumbered	Remaining Annual Budget
OPERATING EXPENSE						
Regular Employee Salaries	\$4,343,611	2,809,606	\$282,348	\$2,537,960	\$0	\$1,805,651
Part-Time Employee Wages	113,450	75,633	9,557	50,803	0	62,646
Overtime Wages	92,135	67,631	3,086	69,522	0	22,613
Pension Contributions	1,394,840	912,018	96,929	832,139	0	562,701
FICA Contributions	348,013	227,544	22,308	203,643	0	144,370
Regular Employee Healthcare Benefits	2,338,912	1,559,771	159,041	1,138,527	0	1,200,386
Life Insurance Benefits	39,207	27,038	2,954	23,921	0	15,286
Utility Expense	250,484	186,376	4,775	126,086	10,808	113,591
Office Expense	9,368	7,675	246	4,731	983	3,654
Telecommunication Expense	437,279	325,060	32,571	282,975	10,159	144,145
Information Technology Expense	4,503	3,574	0	0	0	4,503
Professional Development/Meetings	12,098	6,174	582	1,431	0	10,666
Vehicle Maintenance Expense and Fuel	115,651	100,004	4,942	52,747	34,489	28,416
Operations Maintenance Expense	481,218	402,243	19,742	265,029	89,120	127,069
Toll Collection Expense	28,995	25,135	2,748	13,781	340	14,873
Uniform Expense	27,503	16,825	685	6,890	848	19,766
Business Insurance	1,016,008	677,339	91,446	675,425	0	340,583
Licenses & Inspections Expense	3,544	1,987	499	2,913	0	631
State Police Bridge Security	1,794,200	1,225,082	145,737	1,155,014	0	639,187
EZP Equipment/Traffic Counter Maint	407,214	272,998	28,343	222,474	2,784	181,955
EZPass Operating Expense	1,751,128	1,190,619	311,289	1,587,006	0	164,122
OPERATING EXPENSE SUBTOTAL	\$15,009,360	\$10,120,330	\$1,219,828	\$9,253,015	\$149,530	\$5,606,815
ADM OPS AIIOCATION						
TES Allocation			18,770	153,715		
Toll Operation Allocation			21,193	173,573		
Bridge Maint Allocation			15,239	126,326		
Maint/Toll Allocation			6,091	50,936		
PSBS Allocation			51,727	378,172		
ADM OPS AIIOCATION SUBTOTAL			\$113,019	\$882,722		
TOTAL EXPENSES			\$1,332,847	\$10,135,737		

Delaware River Joint Toll Bridge Commission
Budget vs Actual
For the Eight Months Ending August 31, 2021

NORTHERN REGION TOLL BRIDGE

	Annual Budget 2021	YTD Budget 2021	Expended For The Month	Expended Year To Date	Encumbered	Remaining Annual Budget
OPERATING EXPENSE						
Regular Employee Salaries	\$4,274,337	2,770,524	\$306,928	\$2,629,531	\$0	\$1,644,807
Part-Time Employee Wages	93,726	61,974	7,435	45,358	0	48,368
Overtime Wages	140,823	106,742	8,758	110,457	0	30,366
Pension Contributions	1,393,413	911,085	98,380	843,871	0	549,542
FICA Contributions	344,930	225,532	24,488	212,905	0	132,025
Regular Employee Healthcare Benefits	2,251,203	1,504,994	153,492	1,091,556	0	1,159,647
Life Insurance Benefits	38,672	25,781	2,835	23,322	0	15,350
Utility Expense	161,469	118,861	7,042	95,197	10,294	55,978
Office Expense	9,637	8,483	504	4,617	1,786	3,235
Telecommunication Expense	341,811	227,874	27,088	235,222	0	106,589
Information Technology Expense	2,262	1,523	0	0	0	2,262
Professional Development/Meetings	4,147	3,120	0	227	0	3,920
Vehicle Maintenance Expense and Fuel	126,537	115,609	4,466	63,777	26,654	36,106
Operations Maintenance Expense	349,923	304,218	29,509	217,230	65,168	67,525
Toll Collection Expense	33,931	29,300	1,723	16,342	342	17,247
Uniform Expense	28,870	16,730	4,266	16,697	8,466	3,708
Business Insurance	964,861	643,241	86,148	640,784	0	324,077
Licenses & Inspections Expense	2,420	1,896	269	1,618	0	802
State Police Bridge Security	1,232,736	842,010	100,131	793,572	0	439,164
EZP Equipment/Traffic Counter Maint	482,949	323,405	33,765	263,732	4,169	215,048
EZPass Operating Expense	1,284,710	873,495	228,376	1,164,303	0	120,408
OPERATING EXPENSE SUBTOTAL	\$13,563,370	\$9,116,397	\$1,125,605	\$8,470,317	\$116,879	\$4,976,174
ADM OPS AIIOCATION						
TES Allocation			19,018	155,744		
Toll Operation Allocation			15,895	130,180		
Bridge Maint Allocation			12,191	101,061		
Maint/Toll Allocation			4,568	38,202		
PSBS Allocation			77,591	567,258		
ADM OPS AIIOCATION SUBTOTAL			\$129,262	\$992,445		
TOTAL EXPENSES			\$1,254,867	\$9,462,762		

Delaware River Joint Toll Bridge Commission
Budget vs Actual
For the Eight Months Ending August 31, 2021

SOUTHERN DIVISION TOLL SUPPORTED BRIDGES

	Annual Budget 2021	YTD Budget 2021	Expended For The Month	Expended Year To Date	Encumbered	Remaining Annual Budget
OPERATING EXPENSE						
Regular Employee Salaries	\$1,813,584	1,152,544	\$138,908	\$1,102,637	\$0	\$710,947
Part-Time Employee Wages	4,500	3,000	0	10,320	0	(5,820)
Overtime Wages	51,551	39,299	1,112	13,797	0	37,754
Pension Contributions	582,295	373,915	45,174	388,517	0	193,778
FICA Contributions	143,027	91,847	10,491	85,351	0	57,677
Regular Employee Healthcare Benefits	1,062,257	692,167	67,238	476,777	0	585,480
Life Insurance Benefits	16,342	10,683	1,251	10,218	0	6,125
Utility Expense	48,957	39,698	2,228	19,962	0	28,995
Telecommunication Expense	65,032	43,355	5,569	44,770	0	20,262
Professional Development/Meetings	3,025	2,017	0	0	0	3,025
Vehicle Maintenance Expense and Fuel	8,384	6,218	0	270	0	8,114
Operations Maintenance Expense	61,206	48,533	60	6,804	12,681	41,721
Uniform Expense	19,230	13,243	97	11,913	0	7,317
Business Insurance	354,009	236,006	29,371	232,454	0	121,554
Licenses & Inspections Expense	570	505	0	140	0	430
State Police Bridge Security	1,023,577	698,899	83,142	658,926	0	364,651
EZP Equipment/Traffic Counter Maint	13,449	6,009	2,145	6,488	6,961	0
OPERATING EXPENSE SUBTOTAL	\$5,270,996	\$3,457,937	\$386,786	\$3,069,345	\$19,641	\$2,182,010
ADM OPS AIIOCATION						
TES Allocation			9,761	79,941		
Bridge Maint Allocation			5,080	42,109		
Maint/Toll Allocation			2,094	17,509		
PSBS Allocation			45,724	367,518		
ADM OPS AIIOCATION SUBTOTAL			\$62,658	\$507,076		
TOTAL EXPENSES			\$449,444	\$3,576,421		

Delaware River Joint Toll Bridge Commission
Budget vs Actual
For the Eight Months Ending August 31, 2021

NORTHERN DIVISION TOLL SUPPORTED BRIDGES

	Annual Budget 2021	YTD Budget 2021	Expended For The Month	Expended Year To Date	Encumbered	Remaining Annual Budget
OPERATING EXPENSE						
Regular Employee Salaries	\$2,000,831	1,294,150	\$153,679	\$1,293,501	\$0	\$707,329
Part-Time Employee Wages	5,400	3,600	0	8,090	0	(2,690)
Overtime Wages	50,575	37,201	1,952	13,830	0	36,745
Pension Contributions	640,449	418,759	47,485	406,678	0	233,771
FICA Contributions	157,346	102,881	11,768	99,763	0	57,582
Regular Employee Healthcare Benefits	1,140,220	760,390	77,088	550,187	0	590,033
Life Insurance Benefits	18,040	12,027	1,417	11,542	0	6,498
Utility Expense	40,963	27,261	1,503	16,950	0	24,013
Office Expense	864	576	0	35	0	829
Telecommunication Expense	184,434	122,956	14,515	119,343	0	65,091
Professional Development/Meetings	2,247	1,498	0	0	0	2,247
Vehicle Maintenance Expense and Fuel	7,191	4,794	0	4,958	0	2,233
Operations Maintenance Expense	60,684	48,573	735	25,898	8,165	26,622
Uniform Expense	16,644	11,177	289	5,586	298	10,761
Business Insurance	259,913	173,275	21,804	171,136	0	88,777
Licenses & Inspections Expense	1,625	890	0	211	0	1,414
State Police Bridge Security	632,709	432,014	51,393	407,305	0	225,404
EZP Equipment/Traffic Counter Maint	13,425	6,116	2,141	6,477	6,948	0
OPERATING EXPENSE SUBTOTAL	\$5,233,560	\$3,458,138	\$385,769	\$3,141,491	\$15,410	\$2,076,659
ADM OPS AIIOCATION						
TES Allocation			9,752	79,863		
Bridge Maint Allocation			5,588	46,320		
Maint/Toll Allocation			2,094	17,509		
PSBS Allocation			40,266	326,006		
ADM OPS AIIOCATION SUBTOTAL			\$57,699	\$469,697		
TOTAL EXPENSES			\$443,468	\$3,611,189		

DELAWARE RIVER JOINT TOLL BRIDGE COMMISSION SYSTEM
STATEMENT OF REVENUE AND EXPENSES FOR THE EIGHT MONTHS ENDED AUGUST 31, 2021

	Southern Toll Bridges	Central Toll Bridges	Northern Toll Bridges	Toll Bridges Subtotal	Southern Region TSB	Northern Region TSB	TSB Subtotal	Administration Operation	Administration Administrative	ADM Subtotal	TOTAL 2021	TOTAL 2020
TOLL REVENUE												
Net Toll Revenue	25,646,285	56,432,261	29,427,712	111,506,259	-	-	-	-	-	-	111,506,259	89,188,885
EZPass Fee	308,691	687,660	349,609	1,345,960	-	-	-	-	-	-	1,345,960	1,154,229
Net Violation Fee Income	1,927,868	1,738,559	1,160,369	4,826,796	-	-	-	-	-	-	4,826,796	2,693,547
REVENUE FROM TOLL	\$ 27,882,844	\$ 58,858,480	\$ 30,937,690	\$ 117,679,015	\$ -	\$ -	\$ -	\$ -	\$ -	\$ -	\$ 117,679,015	\$ 93,036,660
OPERATING EXPENSE												
Regular Employee Salaries	2,691,762	2,537,960	2,629,531	7,859,252	1,102,637	1,293,501	2,396,139	2,017,403	2,873,608	4,891,011	15,146,402	16,542,984
Part-Time Employee Wages	13,164	50,803	45,358	109,325	10,320	8,090	18,410	-	-	-	127,735	58,938
Summer Employee Wages	-	-	-	-	-	-	-	-	-	-	-	-
Overtime Wages	101,956	69,522	110,457	281,935	13,797	13,830	27,627	11,129	2,632	13,761	323,323	161,845
Pension Contributions	704,923	832,139	843,871	2,380,933	388,517	406,678	795,195	837,935	847,964	1,685,899	4,862,026	5,205,475
FICA Contributions	214,623	203,643	212,905	631,171	85,351	99,763	185,114	222,450	219,186	441,635	1,257,920	1,340,200
Regular Employee Healthcare Benefits	1,158,817	1,138,527	1,091,556	3,388,900	476,777	550,187	1,026,964	709,168	754,459	1,463,627	5,879,491	5,838,367
Life Insurance Benefits	24,914	23,921	23,322	72,156	10,218	11,542	21,760	26,646	27,030	53,677	147,593	169,185
Unemployment Compensation Benefits	-	-	-	-	-	-	-	-	12,764	12,764	12,764	13,227
Utility Expense	136,203	126,086	95,197	357,485	19,962	16,950	36,912	-	61,881	61,881	456,278	440,886
Office Expense	7,224	4,731	4,617	16,572	-	35	35	7,969	82,544	90,513	107,120	95,514
Telecommunication Expense	110,914	282,975	235,222	629,111	44,770	119,343	164,113	78,615	80,001	158,616	951,840	904,580
Information Technology Expense	-	-	-	-	-	-	-	-	398,480	398,480	398,480	408,528
Professional Development/Meetings	171	1,431	227	1,829	-	-	-	47,914	44,678	92,592	94,421	103,009
Vehicle Maintenance Expense and Fuel	105,417	52,747	63,777	221,941	270	4,958	5,229	170	20,380	20,550	247,719	129,017
Operations Maintenance Expense	192,608	265,029	217,230	674,867	6,804	25,898	32,702	-	30,915	30,915	738,484	539,464
ESS Operating Maintenance Expense	-	-	-	-	-	-	-	610,894	-	610,894	610,894	711,014
Commission Expense	-	-	-	-	-	-	-	-	3,986	3,986	3,986	6,699
Toll Collection Expense	11,532	13,781	16,342	41,656	-	-	-	-	-	-	41,656	17,865
Uniform Expense	21,421	6,890	16,697	45,007	11,913	5,586	17,499	7,144	3,146	10,289	72,796	66,342
Business Insurance	960,417	675,425	640,784	2,276,626	232,454	171,136	403,590	55,278	171,256	226,534	2,906,750	2,167,695
Licenses & Inspections Expense	1,663	2,913	1,618	6,194	140	211	351	-	-	-	6,545	4,435
Advertising	-	-	-	-	-	-	-	-	12,953	12,953	12,953	5,463
Professional Services	-	-	-	-	-	-	-	-	124,020	124,020	849,140	960,732
State Police Bridge Security	1,192,883	1,155,014	793,572	3,141,468	658,926	407,305	1,066,231	-	-	-	4,207,699	4,095,555
EZP Equip/Traffic Counter Maint	263,754	222,474	263,732	749,961	6,488	6,477	12,965	-	-	-	762,926	728,243
General Contingency	-	-	-	-	-	-	-	-	7,250	7,250	7,250	-
EZPass Operating Expense	2,729,122	1,587,006	1,164,303	5,480,430	-	-	-	-	-	-	5,480,430	4,407,474
TOTAL OP., MAINT., & ADM	\$ 10,643,486	\$ 9,253,015	\$ 8,470,317	\$ 28,366,818	\$ 3,069,345	\$ 3,141,491	\$ 6,210,836	\$ 4,756,734	\$ 6,380,235	\$ 11,136,969	\$ 45,714,623	\$ 45,122,735
ADM OPS ALLOCATION												
TES Allocation	119,833	153,715	155,744	429,293	79,941	79,863	159,804	(678,874)	89,778	(589,096)	-	-
Toll Ops Allocation	130,180	173,573	130,180	433,934	-	-	-	(433,934)	-	(433,934)	-	-
Bridge Maint Allocation	105,272	126,326	101,061	332,658	42,109	46,320	88,428	(421,086)	-	(421,086)	-	-
Maint/Toll Allocation	35,018	50,936	38,202	124,156	17,509	17,509	35,018	(159,174)	-	(159,174)	-	-
PSBS Allocation	580,959	378,172	567,258	1,526,389	367,518	326,006	693,524	(2,219,912)	-	(2,219,912)	-	-
TOTAL ADM OPS ALLOCATION	\$ 971,262	\$ 882,722	\$ 992,445	\$ 2,846,429	\$ 507,076	\$ 469,697	\$ 976,774	\$(3,912,980)	\$ 89,778	\$(3,823,203)	\$ -	\$ -
OTHER OPERATING INC/EXP												
Other Operating Income	-	-	-	-	-	-	-	-	309,108	309,108	309,108	327,565
TOTAL OTHER OP INC	\$ -	\$ -	\$ -	\$ -	\$ -	\$ -	\$ -	\$ -	\$ 309,108	\$ 309,108	\$ 309,108	\$ 327,565
NET OPERATING INC	\$ 16,268,096	\$ 48,722,743	\$ 21,474,928	\$ 86,465,768	\$(3,576,421)	\$(3,611,189)	\$(7,187,610)	\$(843,754)	\$(6,160,904)	\$(7,004,658)	\$ 72,273,499	\$ 48,241,490
NON-OPERATING REV/EXP												
Interest Revenue	-	-	-	-	-	-	-	-	-	-	452,779	5,746,252
Other Non-Operating Revenue	-	-	-	-	-	-	-	-	-	-	40,400	-
Interest Expense	-	-	-	-	-	-	-	-	-	-	(18,615,386)	(18,987,521)
Depreciation Expense	-	-	-	-	-	-	-	-	-	-	(12,765,017)	(12,840,241)
TOTAL NON-OPS REV/EXP	\$ -	\$ -	\$ -	\$ -	\$ -	\$ -	\$ -	\$ -	\$ -	\$ -	\$(30,887,225)	\$(26,081,510)
CHANGE IN NET ASSETS											\$ 41,386,274	\$ 22,159,980

DELAWARE RIVER JOINT TOLL BRIDGE COMMISSION

Meeting of September 27, 2021

ADMINISTRATION

The following Pages reflect the reports on those items assigned to the Administration Department. Each item is reported separately and page numbered accordingly.

DELAWARE RIVER JOINT TOLL BRIDGE COMMISSION

Meeting of September 27, 2021

PURCHASING REPORT INDEX

MONTHS OF JULY/AUGUST 2021

SUBJECT	DESCRIPTION	PAGE NUMBER
Purchasing	Monthly Purchasing Report Covering the Months of July and August 2021	1-8

DELAWARE RIVER JOINT TOLL BRIDGE COMMISSION

Meeting of September 27, 2021

MONTHLY PURCHASING REPORT

Months of July/August 2021

This report itemizes all orders for purchases made for the months of July and August, 2021, showing the divisions chargeable for the expense and the source of authority for issuance of the Purchase Order. This authority is broken into three categories:

- (1) By authority of the Commission
- (2) By authority of the Executive Director or his designate
- (3) By authority of the Director

The purchasing activities for the months of July and August 2021, culminated in the preparation and placement of 110 purchase orders in the total amount of \$722,795.41. For four (4) of these purchases, (12) price inquiries were sent out for an average of three (3) inquiries per Order ($12/4=3$).

Procurements of over \$5,000.00 during the period of July and August 2021 are shown below:

- One (1) Purchase Order was issued, in the total amount of \$139,748.00 for the Munis SAAS annual renewal;
- One (1) Purchase Order was issued, in the total amount of \$62,750.00 for the garage floor resurfacing at the Milford-Montague location;
- One (1) Purchase Order was issued, in the total amount of \$47,000.00 for a camera replacement at the I-78 location;
- One (1) Purchase Order was let, in the total amount of \$41,524.03 for a tooth dam repair at I-78;
- A Purchase Order was issued, in the total amount of \$36,742.40 for desktop computer upgrades.

In addition to the practices employed incidental to purchase of materials, etc., from vendors on a direct basis, the Commission also purchases via direct utilization of the purchasing processes of the State of New Jersey, the Commonwealth of Pennsylvania and other joint purchasing arrangements.

**DELAWARE RIVER JOINT TOLL BRIDGE COMMISSION
REPORT OF PURCHASING ACTIVITIES**

July 2021

PO Number	Vendor Name	General Description	Req Dept	Contract/Resolution/ Comment	** BY AUTHORITY OF **		
					Commission	Director of Purchasing	Director
20210327	SEITZ BROTHERS PEST CONTROL	EXTERMINATION SERVICES	I78			400.00	
20210328	ROAD-CON, INC. CAPITAL RESERVE	I-78 Exigent Tooth Dam Repair	ENG	R4436-03-21	41,524.03		
20210329	GARDEN STATE HIGHWAY PRODUCTS	HIGHWAY SAFETY EQUIPMENT	EP	COSTARS 24		2,475.00	
20210330	GRAINGER	AC/HEATING UNIT FOR TOLL	PC	OMNIA 192163		778.30	
20210331	HILLTOP SALES & SERVICE, INC.	EMERGENCY JD 3720 REPAIR	PC			3,016.14	
20210332	EWING GLASS AND MIRROR	TOLL WINDOW	NHL			895.00	
20210333	GRAINGER CAPITAL RESERVE	I-78 WELCOME CENTER TRASH CANS	I78	OMNIA 192163	4,220.54		
20210334	NEW HORIZONS COMPUTER LEARNING	ADOBE TRAINING	TES			2,950.00	
20210335	CALLIDUS SOFTWARE INCORPORATED	SAP LITMOS SYSTEM	TES			25,000.00	
20210336	GRANTURK EQUIPMENT CO INC	SWEeper REPAIR	TM	NJ T-2188		6,081.86	
20210337	J.W. KENNEDY & SON	CYLINDER LEASE RENTAL	AB SF				120.00
20210338	GRANTURK EQUIPMENT CO INC	SWEeper REPAIR	TM	NJ T-2188		5,318.85	
20210339	OFFICE BASICS	JANITORIAL SUPPLIES	AB SF	COSTARS 5		784.38	
20210340	CENTURY PEST CONTROL	SPIDER & ANT CONTROL SERVICE	TM			1,860.00	
20210341	EMR POWER SYSTEMS LLC	GENERATOR REPAIR	NHL	NJ T-2848		3,886.41	
20210342	RAY'S TRUCK AND AUTO REPAIRS	EXHAUST MANIFOLDS REPAIR	MM			2,582.34	
20210343	BINSKY SERVICE	HVAC CONTACTOR REPLACEMENT	EP			652.73	
20210344	BINSKY SERVICE	AIR CONDITIONER UNIT REPAIR	PC			1,307.50	
20210345	BINSKY SERVICE	HVAC SERVICES	AB SF			633.00	
20210346	STARR UNIFORM	OFFICER CLOTHING	MM	COSTAR 12		222.60	
20210347	STARR UNIFORM	OFFICER CLOTHING	MM	COSTAR 12		120.04	

**DELAWARE RIVER JOINT TOLL BRIDGE COMMISSION
REPORT OF PURCHASING ACTIVITIES**

July 2021

PO Number	Vendor Name	General Description	Req Dept	Contract/Resolution/ Comment	** BY AUTHORITY OF **	
					Commission	Director of Purchasing
20210348	CUMMINS-ALLISON CORPORATION	COIN COUNTER REPAIRS	NHL			342.00
20210349	STARR UNIFORM	TOLL CLOTHING (2020)	DWG	COSTAR 1		343.55
20210350	STARR UNIFORM	OFFICER CLOTHING	MM	COSTAR 12		252.61
20210351	FRANK RYMON & SONS	REPLACEMENT MOWER CLUTCH	EP			450.51
20210352	BINSKY SERVICE	HVAC SWITCH REPLACEMENT	EP			1,575.00
20210353	GEORGE ALLEN WASTEWATER	SEPTIC TANK PUMP/WORK	AB SF			550.00
20210354	TRAMMEL TESTINGS, INC.	TANK INSPECTION / SERVICE	TM			650.00
20210355	BINSKY SERVICE	2021 HVAC PREVENTATIVE/EMERGEN	MULTI			24,556.20
20210356	TRI-COUNTY MECHANICAL, INC.	CLEANING OF PUMP STRAINERS	AB SF			1,500.00
20210357	ALLSTATE SEPTIC SYSTEMS	SEPTIC PUMP SERVICE	DWG			331.25
20210358	E.M. KUTZ, INC.	2021 PLOW ORDER	178	COSTARS 25		4,843.00
20210359	GATTI-MORRISON CONST SERVICE	CONCRETE (50 LB PAILS)	DWG			2,079.40
20210360	GRAINGER	AC/HEATING UNIT FOR TOLL	DWG	OMNIA 191263		778.30
20210361	EMR POWER SYSTEMS LLC	GENERATOR REPAIR (EMERGENCY)	DWG	NJ T-2848		2,537.08
20210362	RAVE MOBILE SAFETY	ESS- MASS NOTIFICATION SYSTEM	ESS			7,000.00
20210363	ALTEC INDUSTRIES	TRUCK SERVICE	TM			2,227.64
20210364	BERGEY'S TIRE	TIRES AND INSTALLATIONS	EP	PA 4400015996		1,067.04
20210365	ORION SFTY PROD/STANDARD FUSEE	ROADWAY FLARES	DWG	PA 44000159999		1,352.88
20210366	J. FLETCHER CREAMER & SONS , INC	GUIDE RAIL REPAIR/REPLACE	178	3426-12-17	10,105.00	
20210367	Y-PERS	WHITE KNITTED SHEETS	TM			678.00
20210368	BODY WORK BY BERNARD, INC	AUTO REPAIRS	TM			3,749.84

**DELAWARE RIVER JOINT TOLL BRIDGE COMMISSION
REPORT OF PURCHASING ACTIVITIES**

July 2021

PO Number	Vendor Name	General Description	Req Dept	Contract/Resolution/ Comment	** BY AUTHORITY OF **		
					Commission	Director of Purchasing	Director
Purchase Order Count: 42				AUTHORITY TOTALS:	<u><u>\$55,849.57</u></u>	<u><u>\$115,828.45</u></u>	<u><u>\$120.00</u></u>
				GRAND TOTAL:	<u><u>\$171,798.02</u></u>		

**DELAWARE RIVER JOINT TOLL BRIDGE COMMISSION
REPORT OF PURCHASING ACTIVITIES**

August 2021

PO Number	Vendor Name	General Description	Req Dept	Contract/Resolution/ Comment	** BY AUTHORITY OF **		Director
					Commission	Director of Purchasing	
20210369	E.M. KUTZ, INC.	SNOW PLOW PARTS	EP	COSTARS 25		4,029.68	
20210370	GRAINGER	HAND CRANK REEL-AIR COMPRESSOR	MM	OMNIA 192163		313.01	
20210371	HOFFMAN SERVICES, INC.	VEHICLE LIFT INSPECTION	I78			340.00	
20210372	OVERHEAD DOOR CO OF ALLENTOWN CAPITAL RESERVE	GARAGE DOOR OPENER REPLACEMENT	DWG	1472-12-18	11,400.00		
20210373	STARR UNIFORM	SHOULDER PATCHES	MULTI	COSTARS 12		750.00	
20210374	TRAMMEL TESTINGS, INC.	AB@SF TANK INSPECTION	AB SF			575.00	
20210375	TYLER TECHNOLOGIES	MUNIS SAAS ANNL RENEWAL	IT			139,748.00	
20210376	SCHNEIDER ELECTRIC BUILDING AMERICAS, INC. CAPITAL RESERVE	ESS- BANKING ROOM 360 CAMERA	ESS	4032-09-18	2,450.00		
20210377	SKILL PATH/NST SEMINARS	VIRTUAL ONLINE TRAINING	TES			555.00	
20210378	SIGNAL SERVICE INC	TRAFFIC COUNTER SPARE PARTS	ENG	COSTARS 40		5,751.00	
20210379	BINSKY SERVICE	EMERGENCY A/C REPAIR	MM			1,116.29	
20210380	BERGEY'S TIRE	TIRES	EP	PA 4400015996		1,160.32	
20210381	JOHNSON DISTRIBUTING, INC.	VEHICLE CLEANER	DWG			1,012.50	
20210382	FRANK RYMON & SONS	MOWER STARTER	EP			311.65	
20210383	CAMPBELL SUPPLY COMPANY OF SUSSEX COUNTY	TRANSMISSION PARTS	EP	NJ T-2085		486.72	
20210384	FACTORY DIRECT CHEMICALS	HORTICULTURAL (VINEGAR) 55GAL	PC	NJ72605		649.99	
20210385	FACTORY DIRECT CHEMICALS	HORTICULTURAL (VINEGAR) 55GAL	MM	NJ72605		649.99	
20210386	BOYKO PETROLEUM SERVICE INC.	EMERGENCY GAS TANK REPAIR	I78			1,222.50	
20210387	EMR POWER SYSTEMS LLC	EMERGENCY GENERATOR REPAIRS	NHL	NJ T-2848		180.00	
20210388	FASTENAL	FASTENERS	I78	NJ M-0002		261.44	

**DELAWARE RIVER JOINT TOLL BRIDGE COMMISSION
REPORT OF PURCHASING ACTIVITIES**

August 2021

PO Number	Vendor Name	General Description	Req Dept	Contract/Resolution/ Comment	** BY AUTHORITY OF **		Director
					Commission	Director of Purchasing	
20210389	AMP SALES & SERVICES, LLC	BUCKET/BRIDGEMASTER TRAINING	TES			14,450.00	
20210390	NAZARETH FORD	BP-10 A/C COMPRESSOR REPLACE	I78			1,317.24	
20210391	SCHINDLER ELEVATOR CORPORATION	ELEVATOR REPAIR BM/AET	AB SF			3,554.31	
20210392	AIR CENTER, INC	AIR COMPRESSOR PM SERVICE	I78			1,820.97	
20210393	BOYKO PETROLEUM SERVICE INC.	EMERGENCY FUEL SYSTEM REPAIR	I78			3,725.00	
20210394	MUNICIPAL MAINTENANCE CO., INC	PUMP STATION EMERGENCY REPAIR	I78			2,254.45	
20210395	FYR-FYTER SALES & SERVICE, INC.	FIRE EXTINGUISHER INSPECTIONS	NHL	NJ T-0576		176.54	
20210396	APPLEWOOD ENTERPRISE CAPITAL RESERVE	DWG GARAGE CONCRETE FLOORS RES	DWG	4502-07-21		32,200.00	
20210397	APPLEWOOD ENTERPRISE CAPITAL RESERVE	MM GARAGE CONCRETE FLOORS RESU	MM	4503-07-21		62,750.00	
20210398	STARR UNIFORM	CLOTHING: MAINTENANCE	DWG	COSTARS 12		4,074.81	
20210399	STARR UNIFORM	CLOTHING: ESS UNIFORM	ESS	COSTARS 12		13,479.06	
20210400	RK INDUSTRIES GROUP	CLOTHING: MAINTENANCE	DWG			387.50	
20210401	SCHNEIDER ELECTRIC BUILDING AMERICAS, INC. CAPITAL RESERVE	ESS CAMERA REPLACEMENT #7816	ESS	4032-09-18		47,000.00	
20210402	SCHNEIDER ELECTRIC BUILDING AMERICAS, INC. CAPITAL RESERVE	ESS CAMERA UPGRADE-NHLT	ESS	4032-09-18		23,800.00	
20210403	PALMERTON GARAGE DOORS INC CAPITAL RESERVE	GARAGE DOOR OPENER REPLACEMENT	DWG	1472-12-18		9,740.00	
20210404	E.M. KUTZ, INC.	PLOW PARTS	NHL	COSTARS 25		11,770.66	
20210405	TRAMMEL TESTINGS, INC.	TANK INSPECTION / REPAIR	NHL			650.00	
20210406	CUMMINS-ALLISON CORPORATION	BANKING MACHINE SERVICE	EP			1,298.80	
20210407	NEW HORIZONS COMPUTER LEARNING	NEW HORIZONS ON-LINE TRAINING	TES			4,425.00	

**DELAWARE RIVER JOINT TOLL BRIDGE COMMISSION
REPORT OF PURCHASING ACTIVITIES**

August 2021

PO Number	Vendor Name	General Description	Req Dept	Contract/Resolution/ Comment	** BY AUTHORITY OF **	
					Commission	Director of Purchasing
20210408	STARR UNIFORM	CLOTHING: TOLL COLLECTOR	DWG	COSTARS 12		7,310.20
20210409	FYR-FYTER SALES & SERVICE, INC.	FIRE EXTINGUISHER INSPECTION	PC	NJ T-0576		542.10
20210410	FYR-FYTER SALES & SERVICE, INC.	FIRE EXTINGUISHER INSPECTION	DWG	NJ T-0576		465.13
20210411	FYR-FYTER SALES & SERVICE, INC.	FIRE EXTINGUISHER INSPECTION	MM	NJ T-0576		320.03
20210412	PMG SM PA LLC	AQUAPHALT ROADWAY PATCH	I78	COSTARS 29		2,721.00
20210413	MOHAWK LIFTS CAPITAL RESERVE	MOHAWK LIFT & INSTALLATION	MM	PA 4400024053	24,149.80	
20210414	FRED BEANS PARTS, INC	ERG REPAIR PARTS	DWG	PA 400015878		700.32
20210415	FRED BEANS PARTS, INC	EXHAUST VALVE REPLACEMENT	DWG	PA 400015878		271.79
20210416	PROFESSIONAL SERVICES, INC	TELE SYS LICENCES-SF@SF	IT			1,035.10
20210417	IPFONE	TELEPHONE SERVICE CONTRACT - M	IT			2,708.34
20210418	IPFONE	TELEPHONE SERVICE CONTRACT - J	IT			2,708.34
20210419	CDW-G	ADOBE CLOUD ANNUAL RENEWAL	IT	COSTARS 6		3,806.82
20210420	Y-PERS	PPE: NITRILE GLOVES	DWG			1,264.81
20210421	ADVANCE AUTO PARTS	AUTO REPAIR / SUPPLIES	TM			1,058.82
20210422	CDW-G	IT SUPPLIES	IT	COSTARS 6		4,786.43
20210423	DELL MARKETING LP	DESKTOP COMPUTER UPGRADES	IT	COSTARS 3		36,742.40
20210424	DELL MARKETING LP	TSB DESKTOP COMPUTERS	IT	COSTARS 3		3,920.92
20210425	DELL MARKETING LP	DESKTOP MONITORS	IT	COSTARS 3		9,562.88
20210426	SCHNEIDER ELECTRIC BUILDING AMERICAS, INC. CAPITAL RESERVE	ESS-NETWORK EXTENSION	ESS	4032-09-18	26,050.00	
20210427	CUMMINS-ALLISON CORPORATION	CURRENCY MACHINE REPAIR	DWG			342.00

**DELAWARE RIVER JOINT TOLL BRIDGE COMMISSION
REPORT OF PURCHASING ACTIVITIES**

August 2021

PO Number	Vendor Name	General Description	Req Dept	Contract/Resolution/ Comment	** BY AUTHORITY OF **			
					Commission	Director of Purchasing	Director	
20210428	OFFICE BASICS	JANITORIAL SUPPLIES	I78	COSTARS 5		4,763.61		
20210429	GOODYEAR COMMERCIAL TIRE AND SERVICE CENTER	AUTO REPAIR / SUPPLIES	TM	PA 4400015997		457.61		
20210430	GOODYEAR COMMERCIAL TIRE AND SERVICE CENTER	AUTO REPAIR / SUPPLIES	TM	PA 4400015997		465.01		
20210431	EMR POWER SYSTEMS LLC	MAJOR SERVICE FOR GENERATOR	TM	NJ T-2848		837.50		
20210432	EMR POWER SYSTEMS LLC	MAJOR SERVICE FOR GENERATOR	TM	NJ T-2848		250.00		
20210433	EMR POWER SYSTEMS LLC	GENERATOR ANNUAL SERVICE	AB SF	NJ T-2848		115.00		
20210434	EMR POWER SYSTEMS LLC	GENERATOR ANNUAL SERVICE	AB SF	NJ T-2848		115.00		
20210435	ROADSAFE TRAFFIC SYSTEMS	ARROW BOARD CHARGER	NHL	PA 4400017759		717.00		
20210436	PAPER MART INCORPORATED	PRINTED BUSINESS ENVELOPES	AB SF			972.00		
Purchase Order Count: 68					AUTHORITY TOTALS:	\$239,539.80	\$311,457.59	\$0.00
					GRAND TOTAL:	\$550,997.39		

Delaware River Joint Toll Bridge Commission
Meeting of September 27, 2021

E-ZPASS REPORT
CUSTOMER SERVICE CENTER/VIOLATIONS PROCESSING CENTER (CSC/VPC)
OPERATIONS REPORT FOR THE E-ZPASS SYSTEM
JULY/AUGUST 2021

SUBJECT	DESCRIPTION	PAGE NUMBER
E-ZPass CSC/VPC Operations Report	E-ZPass CSC/VPC Operations Report July/August	1-4

**E-ZPASS REPORT
CUSTOMER SERVICE CENTER/VIOLATIONS PROCESSING CENTER (CSC/VPC)
OPERATIONS REPORT FOR THE E-ZPASS SYSTEM
JULY/AUGUST 2021**

E-ZPass Account and Transponder Information as reported by Conduent State and Local Solutions, Inc. (CSC/VPC Provider)

Total Number of Migrated DRJTBC and NJ CSC E-ZPass Accounts

Migrated Business Accounts	Migrated Private Accounts	Total Number of Migrated Accounts	Total Number of NJ CSC Active Accounts
1,654	77,339	78,993	3,434,097

Total Number of Migrated DRJTBC (029) Transponders and NJ CSC E-ZPass Transponders

Migrated Business Account Transponders	Migrated Private Account Transponders	Total Number of Migrated Transponders	Total Number of NJ CSC Active Transponders
9,228	131,323	140,551	5,756,495

The Commission will be able to identify 78,993 migrated accounts through a prefix account number (60000). This number will precede the 4-digit account assigned to these accounts. The prefix number was provided in order for the Commission to identify all migrated E-ZPass accounts.

Delaware River Joint Toll Bridge Commission
Meeting of September 27, 2021

**E-ZPASS REPORT
CUSTOMER SERVICE CENTER/VIOLATIONS PROCESSING CENTER (CSC/VPC)
OPERATIONS REPORT FOR THE E-ZPASS SYSTEM
JULY/AUGUST 2021**

E-ZPass Department Call Activity	Total Calls for July	Total Calls for August
<i>CSC/VPC Inquiries</i>		
Account Modification Requests	36	42
Violation Notification Inquires	58	54
SFB Inquiries (commuter discount/toll by plate)	33	38
<i>General Commission Inquiries</i>		
Calls referred to Other Departments (H.R., Eng., ESS)	23	26
<i>Web-Inquiries</i>		
Account Updates	32	38
Violations	33	40
Disputes	50	46
TOTAL NUMBER OF CALLS	265	284

E-ZPass account modification requests and violation inquiries represent an increase in calls for July/August.

SCUDDER FALLS BRIDGE	TOLL-BY-PLATE BILLS AND VIOLATION NOTICES MAILED IN JULY/AUGUST
TOLL BILL A	45,016
TOLL BILL B	22,375
LEVEL 1 VIOLATIONS	17,172
LEVEL 2 VIOLATIONS	9,956

E-ZPASS REPORT
CUSTOMER SERVICE CENTER/VIOLATIONS PROCESSING CENTER (CSC/VPC)
OPERATIONS REPORT FOR THE E-ZPASS SYSTEM
JULY/AUGUST 2021

CSC/VPC Post-Migration Collection Update:

As a result of post-migration collection efforts from May 2014 – June 2021, New Jersey E-ZPass reports \$5,629,893.39 collected in tolls and \$26,522,328.23 collected in fees.

Collection Account Updates:

CRST Lincoln Sales - August Settlement: DRJTBC received payment in the amount of \$43,188.15 for violation transactions from February 2016 through July 2019. The full outstanding toll in the amount of \$14,428.15 was paid. Conduent receives a percentage share of the administrative fee. Therefore, DRJTBC received payment for the fees in the amount of \$19,185.00. Commission counsel filed a civil complaint for the outstanding amount. General Counsel for CRST International, Inc. and Commission counsel representing Florio Perucci Steinhardt & Capelli negotiated payment for the entire outstanding amount.

Transcom - August Settlement: DRJTBC received payment in the amount of \$5,000.00 representing outstanding tolls from April 2014-October 2018. Commission counsel filed a civil complaint for the outstanding amount. Counsel for Transcom and Commission counsel representing Florio Perucci Steinhardt & Capelli negotiated payment.

TMT Trucking: On 12/19/19, DRJTBC was awarded \$40,000.00 during an arbitration hearing. The defendant as well as the Commission has 30 days to appeal the verdict. The Commission nor the defendant has appealed the verdict. The current outstanding amount owed to the Commission in tolls is \$19,584.00 and \$31,290.00 in fees.

Jhonatan Trucking: Arbitration awarded to the Commission in the amount of \$75,015.50 for outstanding tolls and fees.

Sakoutis: Commission agreed on a settlement amount of \$13,500. Awaiting receipt of check.

**E-Z PASS REPORT
CUSTOMER SERVICE CENTER/VIOLATIONS PROCESSING CENTER (CSC/VPC)
OPERATIONS REPORT FOR THE E-ZPASS SYSTEM
JULY/AUGUST 2021**

Violation Camera Monitoring:

The E-ZPass Department in tandem with TransCore's Field Service Technicians (FSTs) monitor vehicle license plate images in the Southern, Central and Northern Regions through the Commission's Violation Enforcement System (VES).

IAG, New Jersey Turnpike Authority (NJTA) and Electronic Toll Collection System (ETC) Meetings and Workshops

Continue to represent the Commission at the following committees, meetings and workshops:

1. IAG Reciprocity Committee
2. IAG Public Relations & Marketing Committee
3. IAG Legal Committee
4. IAG Rental/Fleet Car Subgroup Committee
5. New Jersey Turnpike Authority Project Status Meetings
6. New Jersey Customer Service Center Requirements Meetings

DELAWARE RIVER JOINT TOLL BRIDGE COMMISSION
Meeting of September 27, 2021

ELECTRONIC TOLL COLLECTION PROGRAM

MONTH OF JULY AND AUGUST 2021

SUBJECT	DESCRIPTION	PAGE NUMBER
ETC PROGRAM	Electronic Toll Collection Program Report	1-3



DELAWARE RIVER JOINT TOLL BRIDGE COMMISSION
Meeting of September 27, 2021

ELECTRONIC TOLL COLLECTION PROGRAM
MONTH OF JULY AND AUGUST 2021

The following items were recently initiated, accomplished or performed during the above noted month:

Activities for the In-Lane Toll System

1. At the request of the NJ E-ZPass CSC, TransCore prepared a revised interface control document (ICD) that limits transactions in the file exchanges between the toll lane system and the CSC to one day. In the unusual event the lane system has to transmit multiple days of transactions, each day will be included in their own file. The ICD was reviewed, comments were addressed and both TransCore and Conduent are proceeding with the implementation.
2. TransCore is coordinating with Road-Con, Inc. for the replacement of the roadway loops located within each conventional toll plaza lane and the Open Road Tolling zone as these will need to be replaced during the Delaware Water Gap Toll Bridge pavement rehabilitation project. TransCore installed the roadway loops for toll lanes four and five, connected the loops to the lane controller, configured/tested the loops and finally opened the lane to traffic.
3. Commission Staff and TransCore meet monthly to review and discuss system operational and maintenance items. A weekly call also takes place to briefly review system maintenance items for the week.

Activities for the E-ZPass Customer Service Center/Violation Processing Center

1. The New Jersey Turnpike Authority (NJTA), as the lead agency, is facilitating all meetings with the other agencies and Conduent to manage the implementation of outstanding system elements for the New Jersey E-ZPass Customer Service Center.
2. At the request of the NJ E-ZPass CSC, TransCore prepared a revised interface control document (ICD) that limits transactions in the file exchanges between the toll lane system and the CSC to one day. In the unusual event the lane system has to transmit multiple days of transactions, each day will be included in their own file. The ICD was reviewed, comments were addressed and both TransCore and Conduent are proceeding with the implementation.

DELAWARE RIVER JOINT TOLL BRIDGE COMMISSION
Meeting of September 27, 2021

General Electronic Toll Collection Program Activities

1. Mr. Stracciolini participated in the IAG E-ZPass Executive Management Committee meeting and Policy Committee meetings. At the August 2021 IAG EMC Meeting, Mr. Stracciolini was elected by the members to serve as Vice Chair to the EMC.
2. Mr. Stracciolini is participating in the Non-toll Business Opportunity Task Force and Protocol Planning Working Group.
3. Mr. Stracciolini is serving on IAG's Next Generation Equipment Procurement Committee. The request for proposals (RFP) was issued by the North Carolina Turnpike Authority (NCTA), the procurement host agency.
4. Mr. Stracciolini served on the evaluation committee for the review of proposals in response to the IAG Interoperability Hub Request for Proposals.

**Delaware River Joint Toll Bridge
Commission Meeting of September 27, 2021**

CONTRACT COMPLIANCE REPORT INDEX

Months of July/ August 2021

SUBJECT	DESCRIPTION	PAGE NUMBER
Contract Compliance Program Operations Report	Operations Report July & August 2021	1-15

Delaware River Joint Toll Bridge Commission
Months of July/ August 2021

TABLE OF CONTENTS

IBE PROGRAM

	<u>PAGES</u>
• IBE Program Overview	3
• Compliance Score Overview	4
• IBE Summary Report	5
• Active Professional Projects Payments Detail and Score	6
• Completed Professional Projects Payments Detail and Score	7
• Active Construction Projects Payments, Workforce & Ethnicity Utilization Scores	8 - 9
• Completed Construction Projects Payments, Workforce & Ethnicity Utilization	10 - 12

MWSBE Program

MWSBE Minority (7%), Women (3%), and Small Business (25%) Enterprise Program Overview	13
MWSBE Program Commitments for Professional and Construction (<i>Active & Completed Pie Charts</i>)	14
MWSBE Professional & Construction Projects Final Commitment	15

Delaware River Joint Toll Bridge Commission
Months of July/August 2021

IBE PROGRAM OVERVIEW

The Delaware River Joint Toll Bridge Commission (Commission) established an IBE Program (MBE/WBE/SBE/DBE/DsBE/VBE) with a target of 25% for all Professional Services and Construction Contracts awarded by the Commission effective July 1, 2014. To date, the Commission has awarded **(68)** contracts with the IBE Program requirements. Currently, there are **(34)** active projects and **(34)** completed projects.

IBE Program Requirements

The Commission began using Elation Systems effective January 2017, as the online system for Payment Verification and Certified Payroll Reporting (CPR). All contracts awarded by the Commission to a Prime Consultant/Prime Contractor and their Subconsultants and Subcontractors use this service free of charge. Online training is available to vendors on how to use Elation Systems. The Contract Compliance Department and Elation Support Staff are available to assist all users.

The Contract Compliance Department (CCD) monitors, posts and reports data in regards to all payments. The CCD also reviews all Certified Payrolls submitted into Elation Systems.

The following are all mandatory requirements:

Company On-Line Registration:

- i. All Primes must register their company and activate an account in Elation Systems; *and*
- ii. All Primes must also ensure that all Subconsultants and Subcontractors register their company and activate an account in Elation Systems.

Payment Verification:

- i. Prime Contractors must post all payments to their Subconsultants and/or Subcontractors in Elation Systems; *and*
- ii. Prime Contractors and their Subconsultants and/or Subcontractors must confirm all payments received in Elation Systems.

Certified Payroll Reporting:

- i. All Prime Contractors are responsible for assigning someone from their staff with the responsibility to review, approve, and upload their CPR(s) on a weekly basis into Elation Systems; *and*
- ii. All Prime Contractors must also ensure that their Subcontractors upload their CPR(s) on a weekly basis into Elation Systems.

Prime Consultants / Contractors IBE Target performance will be displayed / available on the Commission's public website.

**Delaware River Joint Toll Bridge Commission
Months of July/August 2021**

**Contract Compliance Department Compliance
IBE Scores Overview**

The Commission through its Contract Compliance Department has instituted a Compliance Score Ranking that will be included in the Monthly Contract Compliance Report for all Professional Services and Construction Projects.

The Compliance Score Ranking is an ongoing summary of data presented on Active and Completed contracts, which includes the tracking of payments from Prime Consultants and Contractors to IBE Subconsultants and Subcontractors, and the Prime Contractors Workforce Utilization. The Scores will illustrate the progress and participation to meet the Targets by Prime Consultants and Contractors as part of the IBE program.

The complete and timely reporting of payments and certified payrolls to the Elation Systems by the Prime Consultants and Prime Contractors, and their Subconsultants and Subcontractors, will assist the Prime Consultant and Prime Contractor in tracking the data to meet their targets.

Accordingly, each Prime will also be given a final grade at the completion of each project. Additionally, the data will be uploaded onto the Commission’s public website on a monthly basis. ***The Score(s) are factored using the following criteria:***

IBE PAYMENTS

The payments by the Prime Consultant / Contractor to each of their IBE Subconsultants / Subcontractors will be calculated based on the criteria set by the Commission’s 25% IBE Target.

WORKFORCE UTILIZATION

Workforce utilization contains 2 levels of scoring and documents the hourly employee utilization by workforce type, ethnicity and gender.

IBE Payments Legend	
Score Rankings	IBE Commitment Participation
A+	45% & above
A	35% to 44.9%
B+	30% to 34.9%
B	25% to 29.9%
C+	20% to 24.9%
C	15% to 19.9%
D+	10% to 14.9%
D	5% to 9.9%
F	4.9% & below

Workforce Utilization Legend		
Score Rankings	Workforce Commitment Participation	Ethnicity & Gender Participation
A+	30% & above	25% & a above
A	25% to 29.9%	15% to 24.9%
B+	20% to 24.9%	over 15%
B	15% to 19.9%	10% to 14.9%
C+	10% to 14.9%	over 10%
C	10% to 14.9%	7.5% to 9.9%
D+	5% to 9.9%	over 7.5%
D	5% to 9.9%	5% to 7.4%
F	4.9% & below	4.9% & below

Delaware River Joint Toll Bridge Commission Months of July/August 2021

AUGUST 2021 IBE SUMMARY REPORT

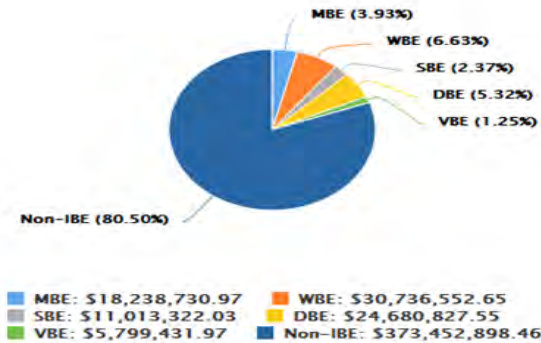
Professional Services and Construction Contractors 25% IBE Target Status

ACTIVE PROJECTS

Current IBE Status: 19.50%

Total Payments to Prime: \$463,912,421.52

Total Payments to IBEs: \$90,459,523.06



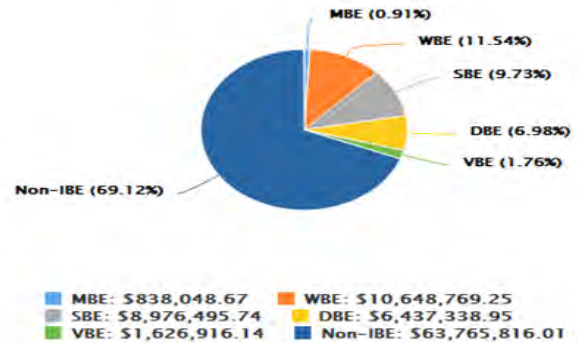
COMPLETED PROJECTS

Final IBE Status: 30.88%

Total Prime Awarded Contract Values: \$93,137,068.85

Total Payments to Prime: \$92,249,795.10

Total Payments to IBEs: \$28,483,979.09

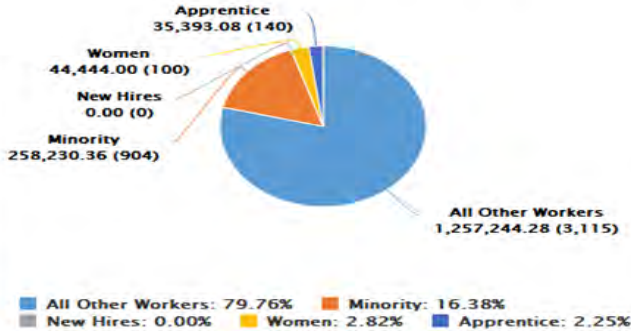


Prime Contractor(s) & Subcontractor(s) Workforce Utilization Categories By Hours, Workers & Ethnicity

Workers Categories

Hours, Percentages and Workers

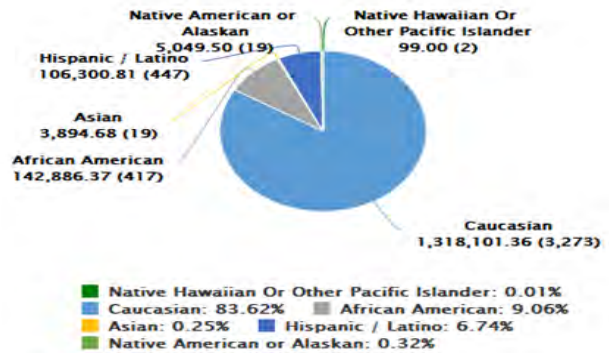
Total Hours Worked: 1,576,331.72



Ethnicity Categories

Hours, Percentages and Workers

Total Number of Workers: 4,177



(Percentage is based on work hours)

(Percentage is based on work hours)

	Contract Value	Prime P / T / D	IBE P / T / D	IBE Actual	Score
Active Professional and Construction Projects Totals	\$ 625,570,796.33	\$ 463,912,421.52	\$ 90,459,523.06	19.50%	C
Active Professional Services Projects Totals	\$ 103,498,829.03	\$ 79,277,146.96	\$ 19,846,577.61	25.03%	B
Complete Professional and Construction Projects Totals	\$ 93,137,068.85	\$ 92,249,795.10	\$ 28,483,979.09	30.88%	B+
Complete Professional Services Projects Totals	\$ 7,506,035.49	\$ 7,315,531.85	\$ 1,274,920.15	17.43%	C

ACTIVE CONSTRUCTION PROJECTS														
Payments Summary				Workforce Hours Summary 19.59%						Ethnicity Participation Summary				
Total Contracts Value	Total Prime P / T / D	Total IBE P / T / D	Total IBE %	Payments Score (Total IBE Payments)	Total Number of Workers	Total Hours Worked	Caucasian Hours	Total Minority Hours	Total Women Hours	Workforce Score (Total Hours Worked)	Caucasian %	Minority %	Women %	Ethnicity Score (Total Participation)
\$522,071,967.30	\$384,635,274.56	\$70,612,945.45	18.36%	C	2910	1,370,209.42	1,143,724.27	226,485.15	41,919.75	B	83.47%	16.53%	3.06%	A
COMPLETED CONSTRUCTION PROJECTS														
Payments Summary				Workforce Hours Summary 16.63%						Ethnicity Participation Summary				
Total Contracts Value	Total Prime P / T / D	Total IBE P / T / D	Total IBE %	Payments Score (Total IBE Payments)	Total Number of Workers	Total Hours Worked	Caucasian Hours	Total Minority Hours	Total Women Hours	Workforce Score (Total Hours Worked)	Caucasian %	Minority %	Women %	Ethnicity Score (Total Participation)
\$85,631,033.36	\$84,934,263.25	\$27,209,058.94	32.04%	B+	1286	206,122.30	174,377.09	31,745.21	2,524.25	B	84.60%	15.40%	1.22%	A

Delaware River Joint Toll Bridge Commission Months of July/August 2021

Active Professional Services Projects Payments Detail Report

Date: From 07/01/2014 To 08/31/2021

IBE Payments Legend	
Score Rankings	IBE Commitment
A+	45% & above
A	35% to 44.9%
B+	30% to 34.9%
B	25% to 29.9%
C+	20% to 24.9%
C	15% to 19.9%
D+	10% to 14.9%
D	5% to 9.9%
F	4.9% & below

	Contract Value	Prime P / T / D	IBE P / T / D	IBE Actual	Score
Active Professional and Construction Projects Totals	\$ 625,570,796.33	\$ 463,912,421.52	\$ 90,459,523.06	19.50%	C
Active Professional Services Projects Totals	\$ 103,498,829.03	\$ 79,277,146.96	\$ 19,846,577.61	25.03%	B

	Prime Consultants	IBE Firm	Project Title	Contract Value	Prime P / T / D	IBE P / T / D	IBE Actual	Score
1	Gannett Fleming Inc. - Camp Hill, PA		C-519A GANNETT - Southern Operations & Maintenance Facilities Improvements	\$ 4,848,884.63	\$ 3,256,843.98	\$ 906,658.73	27.84%	B
2	Greenman-Pedersen, Inc.		C-590A PROFESSIONAL ENGINEERING	\$ 1,420,768.65	\$ 999,102.20	\$ 434,230.91	43.46%	A
3	Michael Baker International, Inc.		C-660A BAKER - SFB Replacement Project Final Design Services	\$ 33,626,658.74	\$ 32,521,514.61	\$ 6,541,634.09	20.11%	C+
4	McCormick Taylor, Inc.		C-662A McCORMICK - SFB Replacement	\$ 1,800,016.87	\$ 1,405,317.45	\$ 364,088.20	25.91%	B
5	Cherry, Weber & Associates, P.C.		C-684A-2 Van Cleef Engineering Associates, LLC - formally - CHERRY	\$ 1,260,000.00	\$ 1,222,340.65	\$ 292,358.15	23.92%	C+
6	French & Parrello Associates (IBE Prime)	VBE	C-696B FRENCH - TOA/ Engineering Services - NJ Assignment	\$ 500,000.00	\$ 139,135.60	\$ 139,135.60	100.00%	A+
7	Rummel, Klepper and Kahl, LLP		C-701A RK&K - TOA/ Engineering Services for Electronic Toll Collection	\$ 500,000.00	\$ 461,377.87	\$ 91,464.15	19.82%	C
8	IH Engineers, P.C. (IBE Prime)	MBE	C-702B IH ENGS (IBE)- STRUCTURAL / CIVIL TASK ORDER AGREEMENT - NJ	\$ 1,000,000.00	\$ 863,109.07	\$ 863,109.07	100.00%	A+
9	Urban Engineers, Inc.		C-703A URBAN - TOA/ Construction	\$ 500,000.00	\$ 445,990.62	\$ 89,676.75	20.11%	C+
10	USA Architects (IBE Prime)	SBE	C-707A USA - Commission Administration Building at Scudder Falls	\$ 1,376,451.71	\$ 1,376,354.11	\$ 1,376,354.11	100.00%	A+
11	Pennoni Associates Inc		C-715A PENNONI ASSOCIATES INC -	\$ 1,000,000.00	\$ 826,516.45	\$ 198,308.65	23.99%	C+
12	Johnson, Mirmiran and Thompson, Inc.		C-716A JMT (JOHNSON, MIRMIRAN & THOMPSON) - Facilities Task Order	\$ 500,000.00	\$ 225,539.17	\$-	0.00%	F
13	The Gordian Group, Inc.		C-727A THE GORDIAN GROUP, INC.- JOB	\$ 650,000.00	\$ 259,744.14	\$-	0.00%	F
14	Rummel, Klepper and Kahl, LLP		C-728A RUMMEL, KLEPPER & KAHL - ELECTRONIC TOLL COLLECTION /	\$ 500,000.00	\$ 150,449.32	\$ 8,510.46	5.66%	D
15	French & Parrello Associates (IBE Prime)	VBE	C-729A FRENCH & PARRELLO ASSOCIATES - FACILITIES TASK ORDER	\$ 500,000.00	\$ 15,677.45	\$ 15,677.45	100.00%	A+
16	Arora and Associates, P.C. (IBE Prime)	MBE	C-732A ARORA AND ASSOCIATES, PC.- (IBE) - Structural Civil TOA - NJ	\$ 2,000,000.00	\$ 493,822.78	\$ 493,822.78	100.00%	A+
17	KS Engineers, P.C. (IBE Prime)	MBE	C-733A KS ENGINEERS, P.C. - CONSTRUCTION MANAGEMENT	\$ 500,000.00	\$ 168,344.22	\$ 168,344.22	100.00%	A+
18	WSP/PARSONS BRINCKERHOFF, INC		C-750A WSP - USA - STRUCTURAL / CIVIL TASK ORDER AGREEMENT (TOA)	\$ 1,000,000.00	\$ 48,717.20	\$-	0.00%	F
19	TRC Engineers		CI-671A TRC - SFB Replacement Project	\$ 6,515,220.03	\$ 3,704,270.68	\$ 1,368,213.21	36.94%	A
20	WSP/PARSONS BRINCKERHOFF, INC		CI-672A PARSONS (WSP) - SFB Replacement Project Engineering	\$ 7,776,718.32	\$ 4,624,740.37	\$ 1,270,355.43	27.47%	B
21	Gannett Fleming Inc. - Camp Hill, PA		CI-673A GANNETT - SFB Replacement Project Engineering Services for NJ	\$ 6,568,103.32	\$ 5,312,437.13	\$ 1,817,637.51	34.21%	B+
22	Joseph Jingoli & Son, Inc.		CM-519A SOUTHERN OPERATION &	\$ 3,611,070.68	\$ 36,641.39	\$-	0.00%	F
23	Hill International, Inc. - Philadelphia, PA		CM-669A HILL - SFB Replacement Project Construction Management Services	\$ 25,015,066.98	\$ 20,188,280.21	\$ 3,371,248.18	16.70%	C
24	Joseph Jingoli & Son, Inc.		CM-707A JINGOLI - Commission	\$ 529,869.10	\$ 530,880.29	\$ 35,749.96	6.73%	D

*Met or Exceeded the Target

*Did Not Meet the Target

*P/T/D = Paid To Date

Delaware River Joint Toll Bridge Commission Months of July/August 2021

Completed Professional Services Projects Payments Detail Report

Date: From 07/01/2014 To 08/31/2021

IBE Payments Legend	
Score Rankings	IBE Commitment
A+	45% & above
A	35% to 44.9%
B+	30% to 34.9%
B	25% to 29.9%
C+	20% to 24.9%
C	15% to 19.9%
D+	10% to 14.9%
D	5% to 9.9%
F	4.9% & below

	Contract Value	Prime P / T / D	IBE P / T / D	IBE Actual	Score
Complete Professional and Construction Projects Totals	\$ 93,137,068.85	\$ 92,249,795.10	\$ 28,483,979.09	30.88%	B+
Completed Professional Services Projects Totals	\$ 7,506,035.49	\$ 7,315,531.85	\$ 1,274,920.15	17.43%	C

	Prime Consultants	IBE Firm	Project Title	Contract Value	Prime P / T / D	IBE P / T / D	IBE Actual	Score
1	Burns Engineering, Inc.		C-508A BURNS - I-78 Maintenance	\$ 717,042.74	\$ 717,042.74	\$ 305,795.94	42.65%	A
2	Gannett Fleming Inc. - Camp Hill, PA		C-644A GANNETT - I-78 Bridges & Approach Slab Rehabilitation	\$ 651,157.49	\$ 600,565.63	\$ 42,925.47	7.15%	D
3	Ammann & Whitney		C-650A AMMANN - Riverton / Belvidere	\$ 517,538.84	\$ 451,072.33	\$ 36,347.80	8.06%	D
4	Joseph Jingoli & Son, Inc.		C-657A JINGOLI - TOA / Building	\$ 297,447.93	\$ 297,447.96	\$ 13,380.00	4.50%	F
5	Pennoni Associates Inc		C-663A PENNONI - SFB Replacement	\$ 237,424.67	\$ 237,424.67	\$ 118,547.24	49.93%	A+
6	Johnson, Mirmiran and Thompson, Inc.		C-696A JMT - TOA / Engineering Services - PA Assignment	\$ 500,000.00	\$ 436,347.22	\$ 92,842.42	21.28%	C+
7	Greenman-Pedersen, Inc.		C-704A GPI / New Hope-Lambertville Toll	\$ 500,000.00	\$ 610,145.27	\$ 26,570.72	4.35%	F
8	Jacobs Engineering Group Inc.		CI-566A JACOBS - Portland / Columbia Toll Bridge Approach Roadways	\$ 476,991.53	\$ 476,991.53	\$ 144,473.11	30.29%	B+
9	Jacobs Engineering Group Inc.		CI-665A JACOBS - SFB Replacement Project Engineering Services for PA	\$ 626,965.40	\$ 626,933.76	\$ 44,766.05	7.14%	D
10	STV Inc. - Trenton, NJ		CM-508A STV - I-78 Maintenance Garage	\$ 586,402.81	\$ 582,335.21	\$ 44,851.79	7.70%	D
11	Greenman-Pedersen, Inc.		CM-644A GPI - I-78 Bridges and Approach	\$ 1,545,442.08	\$ 1,429,603.53	\$ 266,934.72	18.67%	C
12	Greenman-Pedersen, Inc.		CM-664A GPI - SFB Replacement Project	\$ 849,622.00	\$ 849,622.00	\$ 137,484.89	16.18%	C

*Met or Exceeded the Target

*Did Not Meet the Target

*P/T/D = Paid To Date

Delaware River Joint Toll Bridge Commission

Months of July/August 2021

Construction Projects - Summary's & Scores (IBE Payments, Workforce Hours & Ethnicity Participation)

Date: From 07/01/2014 To 08/31/2021

IBE Payments Legend	
Score Rankings	IBE Commitment Participation
A+	45% & above
A	35% to 44.9%
B+	30% to 34.9%
B	25% to 29.9%
C+	20% to 24.9%
C	15% to 19.9%
D+	10% to 14.9%
D	5% to 9.9%
F	4.9% & below

Total of all Primes Contract Values \$522,071,967.30

Total Payments to all Primes \$384,635,274.56

Total Payments to all IBEs \$70,612,945.45

IBE Target 25.00%

IBE Actual 18.36%

Workforce Utilization Legend		
Score Rankings	Workforce Commitment Participation	Ethnicity & Gender Participation
A+	30% & above	25% & above
A	25% to 29.9%	15% to 24.9%
B+	20% to 24.9%	over 15%
B	15% to 19.9%	10% to 14.9%
C+	10% to 14.9%	over 10%
C	10% to 14.9%	7.5% to 9.9%
D+	5% to 9.9%	over 7.5%
D	5% to 9.9%	5% to 7.4%
F	4.9% & below	4.9% & below

ACTIVE CONSTRUCTION PROJECTS														
Payments Summary					Workforce Hours Summary 19.59%					Ethnicity Participation Summary				
Total Contracts Value	Total Prime P / T / D	Total IBE P / T / D	Total IBE %	Payments Score (Total IBE Payments)	Total Number of Workers	Total Hours Worked	Caucasian Hours	Total Minority Hours	Total Women Hours	Workforce Score (Total Hours Worked)	Caucasian %	Minority %	Women %	Ethnicity Score (Total Participation)
\$522,071,967.30	\$384,635,274.56	\$70,612,945.45	18.36%	C	2910	1,370,209.42	1,143,724.27	226,485.15	41,919.75	B	83.47%	16.53%	3.06%	A

DB-540A TRANSSCORE - Electronic Toll Collection System Replacement - Design, Build & Maintain														
Payments Summary					Workforce Hours Summary 53.31%					Ethnicity Participation Summary				
Total Contracts Value	Total Prime P / T / D	Total IBE P / T / D	Total IBE %	Payments Score (Total IBE Payments)	Total Number of Workers	Total Hours Worked	Caucasian Hours	Total Minority Hours	Total Women Hours	Workforce Score (Total Hours Worked)	Caucasian %	Minority %	Women %	Ethnicity Score (Total Participation)
\$12,462,964.26	\$11,346,449.43	\$2,316,211.51	20.41%	C+	15	2,040.00	952.50	1,087.50	0.00	A+	46.69%	53.31%	0.00%	A+

DB-724A SCHNEIDER ELECTRIC Electronic Surveillance/Detection System Maintenance Contract														
Payments Summary					Workforce Hours Summary 45.89%					Ethnicity Participation Summary				
Total Contracts Value	Total Prime P / T / D	Total IBE P / T / D	Total IBE %	Payments Score (Total IBE Payments)	Total Number of Workers	Total Hours Worked	Caucasian Hours	Total Minority Hours	Total Women Hours	Workforce Score (Total Hours Worked)	Caucasian %	Minority %	Women %	Ethnicity Score (Total Participation)
\$11,294,820.75	\$1,182,625.66	\$27,708.76	2.34%	F	57	717.00	479.00	238.00	91.00	A+	66.81%	33.19%	12.69%	A+

T-519A BRACY Southern Operations & Maintenance Facilities Improvements - Trenton, Morrisville, Langhorne & New Hope														
Payments Summary					Workforce Hours Summary 0.00%					Ethnicity Participation Summary				
Total Contracts Value	Total Prime P / T / D	Total IBE P / T / D	Total IBE %	Payments Score (Total IBE Payments)	Total Number of Workers	Total Hours Worked	Caucasian Hours	Total Minority Hours	Total Women Hours	Workforce Score (Total Hours Worked)	Caucasian %	Minority %	Women %	Ethnicity Score (Total Participation)
\$56,535,181.25	\$-	\$-	0.00%	N/A	0	0.00	0.00	0.00	0.00	N/A	0.00%	0.00%	0.00%	N/A

T-668A TRUMBULL 2 New Jersey - SFB Replacement Project														
Payments Summary					Workforce Hours Summary 21.07%					Ethnicity Participation Summary				
Total Contracts Value	Total Prime P / T / D	Total IBE P / T / D	Total IBE %	Payments Score (Total IBE Payments)	Total Number of Workers	Total Hours Worked	Caucasian Hours	Total Minority Hours	Total Women Hours	Workforce Score (Total Hours Worked)	Caucasian %	Minority %	Women %	Ethnicity Score (Total Participation)
\$-	\$-	\$-	0.00%	N/A	1533	588,334.66	480,853.85	107,480.81	16,452.50	B+	81.73%	18.27%	2.80%	A

T-668A TRUMBULL 1 Pennsylvania SFB Bridge Replacement Project														
Payments Summary					Workforce Hours Summary 18.35%					Ethnicity Participation Summary				
Total Contracts Value	Total Prime P / T / D	Total IBE P / T / D	Total IBE %	Payments Score (Total IBE Payments)	Total Number of Workers	Total Hours Worked	Caucasian Hours	Total Minority Hours	Total Women Hours	Workforce Score (Total Hours Worked)	Caucasian %	Minority %	Women %	Ethnicity Score (Total Participation)
\$424,129,137.19	\$368,022,505.35	\$65,695,612.28	17.85%	C	1786	763,686.33	648,600.25	115,086.08	25,015.25	B	84.93%	15.07%	3.28%	A

T-719A ROAD-CON Delaware Water Gap Toll Bridge Facility Westbound Toll Plaza Roadway and NJ Approach Repairs.														
Payments Summary					Workforce Hours Summary 8.16%					Ethnicity Participation Summary				
Total Contracts Value	Total Prime P / T / D	Total IBE P / T / D	Total IBE %	Payments Score (Total IBE Payments)	Total Number of Workers	Total Hours Worked	Caucasian Hours	Total Minority Hours	Total Women Hours	Workforce Score (Total Hours Worked)	Caucasian %	Minority %	Women %	Ethnicity Score (Total Participation)
\$3,773,197.85	\$1,080,883.45	\$940.80	0.09%	F	57	4,983.17	4,576.67	406.50	0.00	D	91.84%	8.16%	0.00%	C

TTS-723A J FLETCHER CREAMER On Call Beam Guide Rail & Attenuator Replacement														
Payments Summary					Workforce Hours Summary 37.93%					Ethnicity Participation Summary				
Total Contracts Value	Total Prime P / T / D	Total IBE P / T / D	Total IBE %	Payments Score (Total IBE Payments)	Total Number of Workers	Total Hours Worked	Caucasian Hours	Total Minority Hours	Total Women Hours	Workforce Score (Total Hours Worked)	Caucasian %	Minority %	Women %	Ethnicity Score (Total Participation)
\$1,376,666.00	\$490,521.80	\$60,183.23	12.27%	D+	50	1,669.00	1,036.00	633.00	0.00	A+	62.07%	37.93%	0.00%	A+

Delaware River Joint Toll Bridge Commission

Months of July/August 2021

Construction Projects - Summary's & Scores (IBE Payments, Workforce Hours & Ethnicity Participation)

Date: From 07/01/2014 To 08/31/2021

IBE Payments Legend	
Score Rankings	IBE Commitment Participation
A+	45% & above
A	35% to 44.9%
B+	30% to 34.9%
B	25% to 29.9%
C+	20% to 24.9%
C	15% to 19.9%
D+	10% to 14.9%
D	5% to 9.9%
F	4.9% & below

Total of all Primes Contract Values \$522,071,967.30

Total Payments to all Primes \$384,635,274.56

Total Payments to all IBEs \$70,612,945.45

IBE Target 25.00%

IBE Actual 18.36%

Workforce Utilization Legend		
Score Rankings	Workforce Commitment Participation	Ethnicity & Gender Participation
A+	30% & above	25% & above
A	25% to 29.9%	15% to 24.9%
B+	20% to 24.9%	over 15%
B	15% to 19.9%	10% to 14.9%
C+	10% to 14.9%	over 10%
C	10% to 14.9%	7.5% to 9.9%
D+	5% to 9.9%	over 7.5%
D	5% to 9.9%	5% to 7.4%
F	4.9% & below	4.9% & below

TTS-734A MOUNT CONSTRUCTION (SBE) - JOC North Bridge Construction														
Payments Summary					Workforce Hours Summary 21.26%					Ethnicity Participation Summary				
Total Contracts Value	Total Prime P / T / D	Total IBE P / T / D	Total IBE %	Payments Score (Total IBE Payments)	Total Number of Workers	Total Hours Worked	Caucasian Hours	Total Minority Hours	Total Women Hours	Workforce Score (Total Hours Worked)	Caucasian %	Minority %	Women %	Ethnicity Score (Total Participation)
\$3,500,000.00	\$967,003.81	\$967,003.81	100.00%	A+	44	4,359.50	3,789.00	570.50	356.50	B+	86.91%	13.09%	8.18%	B

TTS-735A MOUNT CONSTRUCTION (SBE) - JOC Services for Bridge, Highway & Civil Work SOUTH REGION														
Payments Summary					Workforce Hours Summary 20.30%					Ethnicity Participation Summary				
Total Contracts Value	Total Prime P / T / D	Total IBE P / T / D	Total IBE %	Payments Score (Total IBE Payments)	Total Number of Workers	Total Hours Worked	Caucasian Hours	Total Minority Hours	Total Women Hours	Workforce Score (Total Hours Worked)	Caucasian %	Minority %	Women %	Ethnicity Score (Total Participation)
\$2,500,000.00	\$476,278.86	\$476,278.86	100.00%	A+	36	3,083.50	2,457.50	626.00	0.00	B+	79.70%	20.30%	0.00%	A

TTS-736A RCC BUILDERS & DEVELOPERS - JOC for Building and Facility Work North Region														
Payments Summary					Workforce Hours Summary 48.50%					Ethnicity Participation Summary				
Total Contracts Value	Total Prime P / T / D	Total IBE P / T / D	Total IBE %	Payments Score (Total IBE Payments)	Total Number of Workers	Total Hours Worked	Caucasian Hours	Total Minority Hours	Total Women Hours	Workforce Score (Total Hours Worked)	Caucasian %	Minority %	Women %	Ethnicity Score (Total Participation)
\$3,000,000.00	\$-	\$-	0.00%	N/A	2	334.00	172.00	162.00	0.00	A+	51.50%	48.50%	0.00%	A+

TTS-737A RCC BUILDERS & DEVELOPERS - Job Order Contracting for Building & Facility Work SOUTH REGION														
Payments Summary					Workforce Hours Summary 19.88%					Ethnicity Participation Summary				
Total Contracts Value	Total Prime P / T / D	Total IBE P / T / D	Total IBE %	Payments Score (Total IBE Payments)	Total Number of Workers	Total Hours Worked	Caucasian Hours	Total Minority Hours	Total Women Hours	Workforce Score (Total Hours Worked)	Caucasian %	Minority %	Women %	Ethnicity Score (Total Participation)
\$3,500,000.00	\$1,069,006.20	\$1,069,006.20	100.00%	A+	35	1,002.26	807.50	194.76	4.50	B	80.57%	19.43%	0.45%	A

Delaware River Joint Toll Bridge Commission

Months of July/August 2021

Completed Construction Projects - Summary's & Scores (IBE Payments, Workforce Hours & Ethnicity Participation)

Date: From 07/01/2014 To 08/31/2021

IBE Payments Legend	
Score Rankings	IBE Commitment Participation
A+	45% & above
A	35% to 44.9%
B+	30% to 34.9%
B	25% to 29.9%
C+	20% to 24.9%
C	15% to 19.9%
D+	10% to 14.9%
D	5% to 9.9%
F	4.9% & below

Total of all Primes Contract Values \$85,631,033.36

Total Payments to all Primes \$84,934,263.25

Total Payments to all IBEs \$27,209,058.94

IBE Target 25.00%

IBE Actual 32.04%

Workforce Utilization Legend		
Score Rankings	Workforce Commitment Participation	Ethnicity & Gender Participation
A+	30% & above	25% & above
A	25% to 29.9%	15% to 24.9%
B+	20% to 24.9%	over 15%
B	15% to 19.9%	10% to 14.9%
C+	10% to 14.9%	over 10%
C	10% to 14.9%	7.5% to 9.9%
D+	5% to 9.9%	over 7.5%
D	5% to 9.9%	5% to 7.4%
F	4.9% & below	4.9% & below

COMPLETED CONSTRUCTION PROJECTS														
Payments Summary					Workforce Hours Summary 16.63%						Ethnicity Participation Summary			
Total Contracts Value	Total Prime P / T / D	Total IBE P / T / D	Total IBE %	Payments Score (Total IBE Payments)	Total Number of Workers	Total Hours Worked	Caucasian Hours	Total Minority Hours	Total Women Hours	Workforce Score (Total Hours Worked)	Caucasian %	Minority %	Women %	Ethnicity Score (Total Participation)
\$85,631,033.36	\$84,934,263.25	\$27,209,058.94	32.04%	B+	1286	206,122.30	174,377.09	31,745.21	2,524.25	B	84.60%	15.40%	1.22%	A

T-508A BRACY - I-78 Maintenance Garage Expansion at I-78 PA Welcome Center / Maintenance Facility														
Payments Summary					Workforce Hours Summary 7.39%						Ethnicity Participation Summary			
Total Contracts Value	Total Prime P / T / D	Total IBE P / T / D	Total IBE %	Payments Score (Total IBE Payments)	Total Number of Workers	Total Hours Worked	Caucasian Hours	Total Minority Hours	Total Women Hours	Workforce Score (Total Hours Worked)	Caucasian %	Minority %	Women %	Ethnicity Score (Total Participation)
\$9,845,177.03	\$9,845,176.91	\$1,589,381.54	16.14%	C	244	31,516.58	30,048.08	1,468.50	861.25	D	95.34%	4.66%	2.73%	F

T-514A WEST SIDE - DIII Toll Bridges Facilities Emergency Standby Generators Improvements														
Payments Summary					Workforce Hours Summary 0.00%						Ethnicity Participation Summary			
Total Contracts Value	Total Prime P / T / D	Total IBE P / T / D	Total IBE %	Payments Score (Total IBE Payments)	Total Number of Workers	Total Hours Worked	Caucasian Hours	Total Minority Hours	Total Women Hours	Workforce Score (Total Hours Worked)	Caucasian %	Minority %	Women %	Ethnicity Score (Total Participation)
\$644,686.07	\$644,686.00	\$197,339.99	30.61%	B+	0	0.00	0.00	0.00	0.00	N/A	0.00%	0.00%	0.00%	N/A

T-566A INTERCOUNTY PAVING - PORTLAND COLUMBIA TOLL BRIDGE APPROACH ROADWAY IMPROVEMENTS														
Payments Summary					Workforce Hours Summary 0.00%						Ethnicity Participation Summary			
Total Contracts Value	Total Prime P / T / D	Total IBE P / T / D	Total IBE %	Payments Score (Total IBE Payments)	Total Number of Workers	Total Hours Worked	Caucasian Hours	Total Minority Hours	Total Women Hours	Workforce Score (Total Hours Worked)	Caucasian %	Minority %	Women %	Ethnicity Score (Total Participation)
\$6,317,000.00	\$6,193,334.28	\$1,877,906.86	30.32%	B+	0	0.00	0.00	0.00	0.00	N/A	0.00%	0.00%	0.00%	N/A

T-611A MAGNUM (IBE) NH-L Toll Bridge Salt Storage Facility														
Payments Summary					Workforce Hours Summary 2.16%						Ethnicity Participation Summary			
Total Contracts Value	Total Prime P / T / D	Total IBE P / T / D	Total IBE %	Payments Score (Total IBE Payments)	Total Number of Workers	Total Hours Worked	Caucasian Hours	Total Minority Hours	Total Women Hours	Workforce Score (Total Hours Worked)	Caucasian %	Minority %	Women %	Ethnicity Score (Total Participation)
\$1,439,584.00	\$1,348,934.71	\$1,348,934.71	100.00%	A+	65	5,925.50	5,805.50	120.00	8.00	F	97.97%	2.03%	0.14%	F

T-641A MERCIO - Easton / Phillipsburg Ramp C Stabilization														
Payments Summary					Workforce Hours Summary 0.00%						Ethnicity Participation Summary			
Total Contracts Value	Total Prime P / T / D	Total IBE P / T / D	Total IBE %	Payments Score (Total IBE Payments)	Total Number of Workers	Total Hours Worked	Caucasian Hours	Total Minority Hours	Total Women Hours	Workforce Score (Total Hours Worked)	Caucasian %	Minority %	Women %	Ethnicity Score (Total Participation)
\$998,300.00	\$998,300.00	\$998,300.00	100.00%	A+	0	0.00	0.00	0.00	0.00	N/A	0.00%	0.00%	0.00%	N/A

T-644A J.D. ECKMAN - Easton Phillipsburg TB Facility Administration Bldg.														
Payments Summary					Workforce Hours Summary 28.50%						Ethnicity Participation Summary			
Total Contracts Value	Total Prime P / T / D	Total IBE P / T / D	Total IBE %	Payments Score (Total IBE Payments)	Total Number of Workers	Total Hours Worked	Caucasian Hours	Total Minority Hours	Total Women Hours	Workforce Score (Total Hours Worked)	Caucasian %	Minority %	Women %	Ethnicity Score (Total Participation)
\$11,117,003.61	\$11,038,703.72	\$3,066,725.97	27.78%	B	320	47,800.75	35,278.00	12,522.75	1,098.75	A	73.80%	26.20%	2.30%	A+

T-645A MJF Building & Facilities Energy Conservation														
Payments Summary					Workforce Hours Summary 23.54%						Ethnicity Participation Summary			
Total Contracts Value	Total Prime P / T / D	Total IBE P / T / D	Total IBE %	Payments Score (Total IBE Payments)	Total Number of Workers	Total Hours Worked	Caucasian Hours	Total Minority Hours	Total Women Hours	Workforce Score (Total Hours Worked)	Caucasian %	Minority %	Women %	Ethnicity Score (Total Participation)
\$5,376,806.87	\$5,376,806.87	\$5,376,806.87	100.00%	A+	46	9,735.28	7,509.23	2,226.05	65.75	B+	77.13%	22.87%	0.68%	A

Delaware River Joint Toll Bridge Commission

Months of July/August 2021

Completed Construction Projects - Summary's & Scores (IBE Payments, Workforce Hours & Ethnicity Participation)

Date: From 07/01/2014 To 08/31/2021

IBE Payments Legend	
Score Rankings	IBE Commitment Participation
A+	45% & above
A	35% to 44.9%
B+	30% to 34.9%
B	25% to 29.9%
C+	20% to 24.9%
C	15% to 19.9%
D+	10% to 14.9%
D	5% to 9.9%
F	4.9% & below

Total of all Primes Contract Values	\$85,631,033.36
Total Payments to all Primes	\$84,934,263.25
Total Payments to all IBEs	\$27,209,058.94
IBE Target	25.00%
IBE Actual	32.04%

Workforce Utilization Legend		
Score Rankings	Workforce Commitment Participation	Ethnicity & Gender Participation
A+	30% & above	25% & above
A	25% to 29.9%	15% to 24.9%
B+	20% to 24.9%	over 15%
B	15% to 19.9%	10% to 14.9%
C+	10% to 14.9%	over 10%
C	10% to 14.9%	7.5% to 9.9%
D+	5% to 9.9%	over 7.5%
D	5% to 9.9%	5% to 7.4%
F	4.9% & below	4.9% & below

COMPLETED CONSTRUCTION PROJECTS

T-645B SCHNEIDER ELECTRIC Building & Facilities Energy Conservation Measures - Mechanical/Controls														
Payments Summary				Workforce Hours Summary 0.00%						Ethnicity Participation Summary				
Total Contracts Value	Total Prime P / T / D	Total IBE P / T / D	Total IBE %	Payments Score (Total IBE Payments)	Total Number of Workers	Total Hours Worked	Caucasian Hours	Total Minority Hours	Total Women Hours	Workforce Score (Total Hours Worked)	Caucasian %	Minority %	Women %	Ethnicity Score (Total Participation)
\$1,247,159.50	\$1,247,159.50	\$129,525.50	10.39%	D+	7	1,625.50	1,625.50	0.00	0.00	F	100.00%	0.00%	0.00%	F

T-661A TRC - SFB Replacement Project Subsurface Boring & Sampling														
Payments Summary				Workforce Hours Summary 0.00%						Ethnicity Participation Summary				
Total Contracts Value	Total Prime P / T / D	Total IBE P / T / D	Total IBE %	Payments Score (Total IBE Payments)	Total Number of Workers	Total Hours Worked	Caucasian Hours	Total Minority Hours	Total Women Hours	Workforce Score (Total Hours Worked)	Caucasian %	Minority %	Women %	Ethnicity Score (Total Participation)
\$1,438,942.00	\$1,438,941.98	\$234,466.30	16.29%	C	0	0.00	0.00	0.00	0.00	N/A	0.00%	0.00%	0.00%	N/A

T-666A PKF - SFB Replacement Project Construction for PA Noise Walls														
Payments Summary				Workforce Hours Summary 14.94%						Ethnicity Participation Summary				
Total Contracts Value	Total Prime P / T / D	Total IBE P / T / D	Total IBE %	Payments Score (Total IBE Payments)	Total Number of Workers	Total Hours Worked	Caucasian Hours	Total Minority Hours	Total Women Hours	Workforce Score (Total Hours Worked)	Caucasian %	Minority %	Women %	Ethnicity Score (Total Participation)
\$11,394,750.00	\$11,219,737.01	\$3,338,786.23	29.76%	B	42	5,738.00	5,122.00	616.00	241.50	C	89.26%	10.74%	4.21%	B

T-667A AP CONSTRUCTION - SFB Replacement Project Tree Clearing														
Payments Summary				Workforce Hours Summary 0.00%						Ethnicity Participation Summary				
Total Contracts Value	Total Prime P / T / D	Total IBE P / T / D	Total IBE %	Payments Score (Total IBE Payments)	Total Number of Workers	Total Hours Worked	Caucasian Hours	Total Minority Hours	Total Women Hours	Workforce Score (Total Hours Worked)	Caucasian %	Minority %	Women %	Ethnicity Score (Total Participation)
\$1,814,999.39	\$1,721,688.26	\$454,825.01	26.42%	B	0	0.00	0.00	0.00	0.00	N/A	0.00%	0.00%	0.00%	N/A

T-705A SPARWICK - I-78 Toll Plaza Bumper Block Replacement														
Payments Summary				Workforce Hours Summary 0.00%						Ethnicity Participation Summary				
Total Contracts Value	Total Prime P / T / D	Total IBE P / T / D	Total IBE %	Payments Score (Total IBE Payments)	Total Number of Workers	Total Hours Worked	Caucasian Hours	Total Minority Hours	Total Women Hours	Workforce Score (Total Hours Worked)	Caucasian %	Minority %	Women %	Ethnicity Score (Total Participation)
\$160,006.00	\$160,006.00	\$160,006.00	100.00%	A+	0	0.00	0.00	0.00	0.00	N/A	0.00%	0.00%	0.00%	N/A

T-707A Bracy Commission Administration Building at SFB & Adaptive Reuse of the 1799 Building														
Payments Summary				Workforce Hours Summary 12.32%						Ethnicity Participation Summary				
Total Contracts Value	Total Prime P / T / D	Total IBE P / T / D	Total IBE %	Payments Score (Total IBE Payments)	Total Number of Workers	Total Hours Worked	Caucasian Hours	Total Minority Hours	Total Women Hours	Workforce Score (Total Hours Worked)	Caucasian %	Minority %	Women %	Ethnicity Score (Total Participation)
\$21,357,000.00	\$21,468,985.71	\$4,382,167.83	20.41%	C+	435	80,061.86	70,408.20	9,653.66	209.00	C	87.94%	12.06%	0.26%	B

T-708A Allied Painting New Hope-Lambertville Toll Bridge Floor System Rehabilitation -Facility Administration Building														
Payments Summary				Workforce Hours Summary 64.86%						Ethnicity Participation Summary				
Total Contracts Value	Total Prime P / T / D	Total IBE P / T / D	Total IBE %	Payments Score (Total IBE Payments)	Total Number of Workers	Total Hours Worked	Caucasian Hours	Total Minority Hours	Total Women Hours	Workforce Score (Total Hours Worked)	Caucasian %	Minority %	Women %	Ethnicity Score (Total Participation)
\$1,694,000.00	\$1,546,100.00	\$170,944.28	11.06%	D+	26	5,244.00	1,842.50	3,401.50	0.00	A+	35.14%	64.86%	0.00%	A+

T-711AR BRACY - Easton Phillipsburg Toll Bridge Salt Storage Building														
Payments Summary				Workforce Hours Summary 15.61%						Ethnicity Participation Summary				
Total Contracts Value	Total Prime P / T / D	Total IBE P / T / D	Total IBE %	Payments Score (Total IBE Payments)	Total Number of Workers	Total Hours Worked	Caucasian Hours	Total Minority Hours	Total Women Hours	Workforce Score (Total Hours Worked)	Caucasian %	Minority %	Women %	Ethnicity Score (Total Participation)
\$1,711,600.00	\$1,666,931.06	\$18,727.94	1.12%	F	77	5,669.75	4,784.50	885.25	0.00	B	84.39%	15.61%	0.00%	A

Delaware River Joint Toll Bridge Commission

Months of July/August 2021

Completed Construction Projects - Summary's & Scores (IBE Payments, Workforce Hours & Ethnicity Participation)

Date: From 07/01/2014 To 08/31/2021

IBE Payments Legend	
Score Rankings	IBE Commitment Participation
A+	45% & above
A	35% to 44.9%
B+	30% to 34.9%
B	25% to 29.9%
C+	20% to 24.9%
C	15% to 19.9%
D+	10% to 14.9%
D	5% to 9.9%
F	4.9% & below

Total of all Primes Contract Values \$85,631,033.36

Total Payments to all Primes \$84,934,263.25

Total Payments to all IBEs \$27,209,058.94

IBE Target 25.00%

IBE Actual 32.04%

Workforce Utilization Legend		
Score Rankings	Workforce Commitment Participation	Ethnicity & Gender Participation
A+	30% & above	25% & above
A	25% to 29.9%	15% to 24.9%
B+	20% to 24.9%	over 15%
B	15% to 19.9%	10% to 14.9%
C+	10% to 14.9%	over 10%
C	10% to 14.9%	7.5% to 9.9%
D+	5% to 9.9%	over 7.5%
D	5% to 9.9%	5% to 7.4%
F	4.9% & below	4.9% & below

COMPLETED CONSTRUCTION PROJECTS

T-717A BRACY Milford-Montague Toll Bridge Salt Storage Building														
Payments Summary				Workforce Hours Summary 7.70%						Ethnicity Participation Summary				
Total Contracts Value	Total Prime P / T / D	Total IBE P / T / D	Total IBE %	Payments Score (Total IBE Payments)	Total Number of Workers	Total Hours Worked	Caucasian Hours	Total Minority Hours	Total Women Hours	Workforce Score (Total Hours Worked)	Caucasian %	Minority %	Women %	Ethnicity Score (Total Participation)
\$1,244,000.00	\$1,232,810.45	\$70,588.96	5.73%	D	43	3,227.00	2,978.50	248.50	0.00	D	92.30%	7.70%	0.00%	C

T-730A BRACY Southern Operations & Maintenance Facilities Improvements Trenton Morrisville Salt Operations														
Payments Summary				Workforce Hours Summary 6.85%						Ethnicity Participation Summary				
Total Contracts Value	Total Prime P / T / D	Total IBE P / T / D	Total IBE %	Payments Score (Total IBE Payments)	Total Number of Workers	Total Hours Worked	Caucasian Hours	Total Minority Hours	Total Women Hours	Workforce Score (Total Hours Worked)	Caucasian %	Minority %	Women %	Ethnicity Score (Total Participation)
\$3,275,000.00	\$3,234,621.97	\$450,025.89	13.91%	D+	57	5,831.08	5,471.58	359.50	40.00	D	93.83%	6.17%	0.69%	D

TS-639B MOUNT CONSTRUCTION - Lower Trenton TSB Approach Roadways Improvements														
Payments Summary				Workforce Hours Summary 0.00%						Ethnicity Participation Summary				
Total Contracts Value	Total Prime P / T / D	Total IBE P / T / D	Total IBE %	Payments Score (Total IBE Payments)	Total Number of Workers	Total Hours Worked	Caucasian Hours	Total Minority Hours	Total Women Hours	Workforce Score (Total Hours Worked)	Caucasian %	Minority %	Women %	Ethnicity Score (Total Participation)
\$2,090,794.02	\$2,090,794.00	\$2,090,794.00	100.00%	A+	0	0.00	0.00	0.00	0.00	N/A	0.00%	0.00%	0.00%	N/A

TS-650A ROAD-CON - RIVERTON BELVIDERE TSB														
Payments Summary				Workforce Hours Summary 0.00%						Ethnicity Participation Summary				
Total Contracts Value	Total Prime P / T / D	Total IBE P / T / D	Total IBE %	Payments Score (Total IBE Payments)	Total Number of Workers	Total Hours Worked	Caucasian Hours	Total Minority Hours	Total Women Hours	Workforce Score (Total Hours Worked)	Caucasian %	Minority %	Women %	Ethnicity Score (Total Participation)
\$652,738.50	\$652,738.50	\$28,347.48	4.34%	F	0	0.00	0.00	0.00	0.00	N/A	0.00%	0.00%	0.00%	N/A

TS-677A SPARWICK - SF TSB Interim Deck Repairs on I-95														
Payments Summary				Workforce Hours Summary 13.62%						Ethnicity Participation Summary				
Total Contracts Value	Total Prime P / T / D	Total IBE P / T / D	Total IBE %	Payments Score (Total IBE Payments)	Total Number of Workers	Total Hours Worked	Caucasian Hours	Total Minority Hours	Total Women Hours	Workforce Score (Total Hours Worked)	Caucasian %	Minority %	Women %	Ethnicity Score (Total Participation)
\$1,003,336.00	\$999,656.00	\$999,656.00	100.00%	A+	8	580.00	501.00	79.00	0.00	C	86.38%	13.62%	0.00%	B

TS-687A CARR & DUFF - Lower Trenton Toll Supported Bridge Replacement of Sign Lighting Elements														
Payments Summary				Workforce Hours Summary 1.50%						Ethnicity Participation Summary				
Total Contracts Value	Total Prime P / T / D	Total IBE P / T / D	Total IBE %	Payments Score (Total IBE Payments)	Total Number of Workers	Total Hours Worked	Caucasian Hours	Total Minority Hours	Total Women Hours	Workforce Score (Total Hours Worked)	Caucasian %	Minority %	Women %	Ethnicity Score (Total Participation)
\$647,000.00	\$647,000.00	\$163,632.58	25.29%	B	14	2,734.00	2,693.00	41.00	0.00	F	98.50%	1.50%	0.00%	F

TS-699A CARR & DUFF LOWER TRENTON TSB APPROACH TRAFFIC SIGNAL EQUIPMENT UPGRADES														
Payments Summary				Workforce Hours Summary 28.52%						Ethnicity Participation Summary				
Total Contracts Value	Total Prime P / T / D	Total IBE P / T / D	Total IBE %	Payments Score (Total IBE Payments)	Total Number of Workers	Total Hours Worked	Caucasian Hours	Total Minority Hours	Total Women Hours	Workforce Score (Total Hours Worked)	Caucasian %	Minority %	Women %	Ethnicity Score (Total Participation)
\$161,150.37	\$161,150.32	\$61,169.00	37.96%	A	11	433.00	309.50	123.50	0.00	A	71.48%	28.52%	0.00%	A+

**Delaware River Joint Toll Bridge Commission
Months of July/August 2021**

MINORITY, WOMEN AND SMALL BUSINESS ENTERPRISE PROGRAM

The Delaware River Joint Toll Bridge Commission implemented a one-year Minority Business Enterprise (MBE) pilot program, with a 7% participation goal, and the Women Business Enterprise (WBE) pilot program with a 3% goal. These goals applied to consultants and contractors' participating in the Commission's Capital Program and were effective on September 1, 2008.

At its December 2008 Commission Meeting, the Commission revised the pilot program to specify a 25% Small Business Enterprise (SBE) goal to New Jersey assigned consultant contracts in lieu of the previously specified 7% MBE and 3% WBE goals.

At its December 2010 Commission Meeting, due to the success of the Commission's MWSBE Pilot Program, the Delaware River Joint Toll Bridge Commission adopted a resolution for permanent status of the Minority Business Enterprise (MBE) program, with a 7% participation goal, and the Women Business Enterprise (WBE) program with a 3% goal, and the Small Business Enterprise (SBE) program with a 25% goal. These goals apply to consultants and contractors' participating in the Commission's Capital Program.

The Contract Compliance Department continues to monitor, update and analyze the payments for the MWSBE diversity program.

a) PA Assigned Professional Services Contracts:	7% MBE and 3% WBE
b) No State Assigned Professional Services Contracts:	7% MBE and 3% WBE
c) Capital Plan Construction Contracts:	7% MBE and 3% WBE
d) NJ Assigned Professional Services Contracts:	25% SBE

Numerous diversified businesses have benefited and continue to benefit from the Commission's previous M/W/SBE Program. The number of Contracts awarded during the MWSBE Program are as follows:

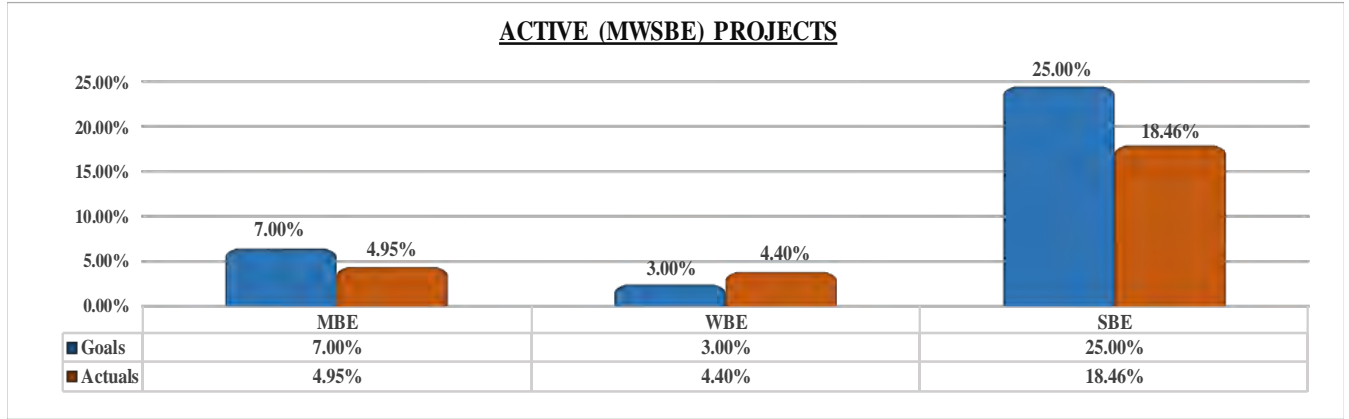
➤ Active Projects:	5
➤ Completed Projects:	72
➤ Total Capital Program Projects:	77
➤ Total Number of Contractors:	180

As of July 1, 2014 projects fall into the status now commonly referred to as IBE (Identified Business Enterprise) with a projected target to be or to exceed 25% of the total project award amount.

**Delaware River Joint Toll Bridge Commission
Months of July/August 2021**

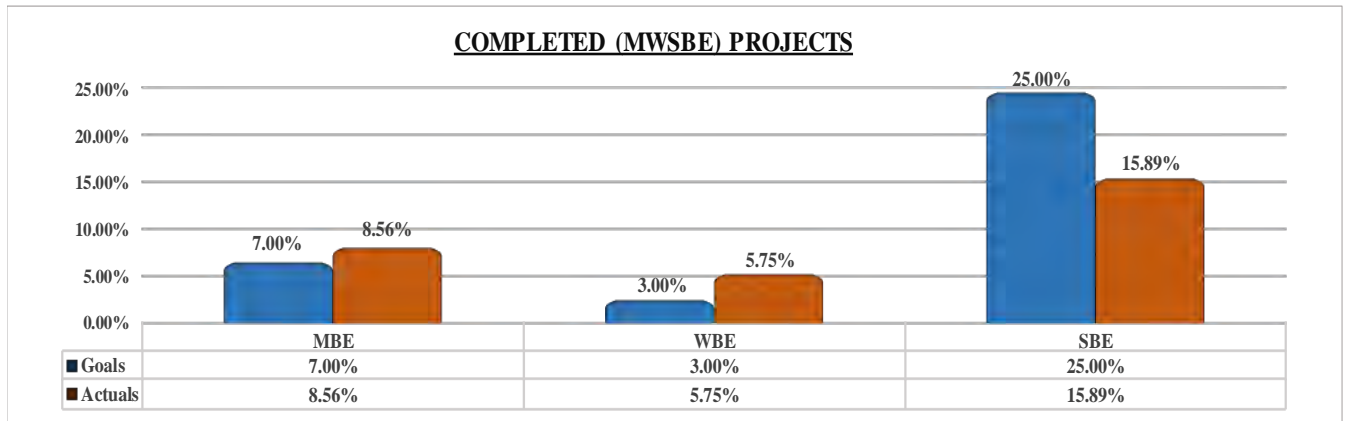
Minority, Women and Small Business Enterprise Payment Reporting

ACTIVE and COMPLETED (MWSBE) PROJECTS PAYMENTS



M/WBE Actual Summary Totals \$26,678,603.35	MBE		WBE		SBE Actual Summary Totals \$1,253,074.27	SBE	
	ACTUAL	PAYMENTS	ACTUAL	PAYMENTS		ACTUAL	PAYMENTS
	4.95%	\$1,319,428.97	4.40%	\$1,173,375.19		18.46%	\$231,333.17

PROJECT NO.	CONTRACTOR / CONSULTANT	PROJECT VALUE	TOTAL PAYMENTS TO DATE	MBE GOAL 7%	MBE PAYMENTS	WBE GOAL 3%	WBE PAYMENTS	SBE GOAL 25%	SBE PAYMENTS
C-502A	AECOM Transp.	\$ 30,397,000.00	\$ 26,395,486.30	4.34%	\$ 1,319,428.97	3.84%	\$ 1,168,375.19		\$ -
C-629A	Hill International	\$ 300,000.00	\$ 147,560.34		\$ -		\$ -	13.66%	\$ 40,993.70
C-556A	Pennoni Associates	\$ 389,614.63	\$ 323,615.98		\$ -		\$ -	25.21%	\$ 98,228.18
C-628B	Louis Berger Group	\$ 1,000,000.00	\$ 781,897.95		\$ -		\$ -	9.21%	\$ 92,111.29
C-599A	McCormick & Taylor	\$ 1,000,000.00	\$ 283,117.05		\$ -	0.50%	\$ 5,000.00		\$ -



M/WBE Actual Summary Totals \$139,098,476.93	MBE		WBE		SBE Actual Summary Totals \$20,593,480.45	SBE	
	ACTUAL	PAYMENTS	ACTUAL	PAYMENTS		ACTUAL	PAYMENTS
	8.56%	\$11,903,166.05	5.75%	\$8,003,051.95		15.89%	\$3,271,639.83

The details relative to the Completed Projects data above are available on page 15.

Delaware River Joint Toll Bridge Commission Months of July/August 2021

Minority, Women and Small Business Enterprise Payment Reporting Completed Contracts

*Categories highlighted below indicates the Prime has either met or exceeded the target.

PROJECT NO.	CONTRACTOR / CONSULTANT	CONTRACT VALUE	MBE GOAL 7.0 %	MBE PAYMENTS	WBE GOAL 3.0 %	WBE PAYMENTS	SBE GOAL 25.0 %	SBE PAYMENTS
DB-427B	A.P. Construction	\$ 4,356,866.00	10.00%	\$ 435,686.60	7.30%	\$ 318,051.22		
TTS-573A	A.P. Construction	\$ 7,823,588.00	7.69%	\$ 601,633.92	4.92%	\$ 384,920.53		
T-440BR	A.P. Construction	\$ 4,608,295.33	11.70%	\$ 539,170.55	7.33%	\$ 337,788.05		
TTS-476A-2	A.P. Construction	\$ 3,511,153.06	7.20%	\$ 252,803.02	5.50%	\$ 193,113.42		
T-472A	Allied Painting	\$ 15,595,983.76	9.70%	\$ 1,512,810.42	15.00%	\$ 2,339,397.56		
C-443A	Ammann & Whitney	\$ 770,909.81	10.00%	\$ 77,090.98	14.00%	\$ 107,927.37		
C-445A	Ammann & Whitney	\$ 920,304.08	7.20%	\$ 66,261.89	3.20%	\$ 29,449.73		
C-629B	Michael Baker	\$ 500,000.00					2.79%	\$ 13,937.96
T-474A	Bracy Contracting	\$ 2,660,000.00	6.05%	\$ 160,930.00	2.87%	\$ 76,342.00		
C-474A	Brinjac	\$ 287,603.87	8.00%	\$ 23,008.31	9.00%	\$ 25,884.35		
C-627A	Buchart Horn	\$ 132,374.35						
C-598A	Burns Group	\$ 408,272.00					8.00%	\$ 32,661.76
C-454A	Carroll Engineers	\$ 500,000.00	18.10%	\$ 90,500.00	5.90%	\$ 29,500.00		
C-543A	Cherry Weber	\$ 612,233.00					28.30%	\$ 173,261.94
C-639A	Cherry Weber	\$ 401,455.40	18.10%	\$ 72,663.43	5.90%	\$ 23,685.87		
T-498A	Cornell & Co.	\$ 1,999,015.22	9.30%	\$ 185,908.42	6.30%	\$ 125,937.96		
T-554A	Dayspring Electric	\$ 232,117.66						
C-628A	Dewberry	\$ 474,625.86	9.69%	\$ 46,014.78	13.27%	\$ 62,999.77	9.12%	\$ 43,294.17
C-454B	French & Parelo	\$ 500,000.00					17.00%	\$ 85,000.00
C-627B	French & Parelo	\$ 276,851.59					5.70%	\$ 28,487.21
C-453A	Gannett Fleming	\$ 1,000,000.00	5.33%	\$ 53,300.00	0.87%	\$ 8,700.00		\$ -
C-598B	Gannett Fleming	\$ 367,353.90					8.95%	\$ 32,878.17
C-566A	Greenman Pedersen	\$ 350,675.02	9.54%	\$ 33,464.64	0.83%	\$ 2,924.37		\$ -
C-599B	Greenman Pedersen	\$ 1,000,000.00					4.00%	\$ 40,000.00
CM-437A	Greenman Pedersen	\$ 2,559,020.59					19.50%	\$ 499,009.02
CM-440B	Greenman Pedersen	\$ 753,336.71					17.64%	\$ 132,888.60
T-441A	H & G Contractors	\$ 1,586,698.00	6.60%	\$ 104,722.07	1.57%	\$ 24,911.16		
C-530A	Hill International	\$ 400,000.00	2.50%	\$ 10,000.00				
CM-427B	Hill International	\$ 629,749.00					13.60%	\$ 85,645.86
CM-447B	Hill International	\$ 973,401.52	4.10%	\$ 39,909.46	2.10%	\$ 20,441.43		
CM-442A	Hill International	\$ 319,826.73					25.14%	\$ 80,404.44
CM-573A	Hill International	\$ 1,038,384.48	6.20%	\$ 64,379.84	5.80%	\$ 60,226.30		
T-506A	HRI	\$ 13,727,411.69	7.17%	\$ 984,255.42	2.91%	\$ 399,467.68		
TS-505A	IEW	\$ 661,352.00	55.00%	\$ 363,743.60	8.93%	\$ 59,058.73		
DB-563A	J. Fletcher Creamer	\$ 1,283,717.00	15.00%	\$ 192,557.55	4.00%	\$ 51,348.68		
TTS-634AR	J. Fletcher Creamer	\$ 896,808.00	8.35%	\$ 74,885.53	0.42%	\$ 3,755.75		
T-437A	J.D. Eckman	\$ 24,412,321.90	7.48%	\$ 1,826,041.68	3.04%	\$ 742,134.59		
C-549AR	Jacobs Engineering	\$ 445,549.98	8.02%	\$ 35,745.16	3.11%	\$ 13,866.11		
TS-442A	James A. Anderson	\$ 2,149,268.62	6.30%	\$ 135,403.92	1.30%	\$ 27,940.49		
TS-443A	James A. Anderson	\$ 2,461,975.00			6.10%	\$ 150,180.48		
T-543A	James D. Morrissey	\$ 6,683,640.40	4.80%	\$ 320,814.74	8.64%	\$ 577,466.53		
CM-444A	JMT	\$ 905,196.00	9.50%	\$ 85,993.62	2.80%	\$ 25,345.49		
CM-506A	JMT	\$ 1,459,000.00	7.65%	\$ 111,613.50	2.40%	\$ 35,016.00		
CM-543A	JMT	\$ 752,729.58					30.60%	\$ 230,335.25
C-506A	K.S. Engineers	\$ 1,156,622.33	63.38%	\$ 733,067.23	13.44%	\$ 155,450.04		
TTS-476A-1	Kyle Conti	\$ 4,128,641.00	0.09%	\$ 3,715.78	9.00%	\$ 371,577.69		
DB-562A	M.L. Ruberton	\$ 344,492.68	8.30%	\$ 28,592.89	3.80%	\$ 13,090.72		
T-475A	Miscalco	\$ 68,229.51	2.25%	\$ 1,535.16	1.20%	\$ 818.75		
TS-445A	Neshaminy Contractors	\$ 6,285,926.10	16.90%	\$ 1,062,321.51	2.70%	\$ 169,720.00		
TS-447B	Neshaminy Contractors	\$ 8,955,586.24	8.60%	\$ 770,180.42	2.58%	\$ 231,054.12		
C-437B	Parsons Brinkerhoff	\$ 2,254,674.00					22.54%	\$ 508,203.52
C-437A	Pennoni Associates	\$ 764,181.39					24.00%	\$ 183,403.53
C-455B	Remington & Vernick	\$ 400,000.00					2.49%	\$ 9,960.00
TS-444A	Road-Con	\$ 7,814,850.68	4.87%	\$ 380,583.23	0.31%	\$ 24,226.04		
T-639A	Road-Con	\$ 3,324,313.00			13.90%	\$ 462,079.51		
C-621A	Rummel, Klepper & Kahl	\$ 487,881.64	9.01%	\$ 43,941.24	3.16%	\$ 15,427.54		
T-624A	Sparwick	\$ 874,601.00	7.60%	\$ 66,469.68	0.75%	\$ 6,559.51		
C-440B	Stantec	\$ 728,011.79	4.75%	\$ 34,580.56	2.80%	\$ 20,384.33		
C-440A	Stantec	\$ 405,011.03	4.80%	\$ 19,440.53	6.60%	\$ 26,730.73		
C-600A	STV	\$ 800,000.00					12.60%	\$ 100,800.00
CM-472A	STV	\$ 1,728,385.40					23.80%	\$ 411,355.73
CM-474A	STV	\$ 291,172.17						
C-538A	STV	\$ 500,000.00	1.25%	\$ 6,250.00	31.20%	\$ 156,000.00		
CM-443A	STV	\$ 204,152.63	16.75%	\$ 34,195.57	11.00%	\$ 22,456.79		
CM-445A	STV	\$ 682,064.44					26.00%	\$ 177,336.75
CM-498A	STV	\$ 571,665.66	12.00%	\$ 68,599.88	2.40%	\$ 13,719.98		
C-453B	T & M Associates	\$ 1,000,000.00					18.90%	\$ 189,000.00
C-07-11	Transsystems	\$ 747,493.55					21.05%	\$ 157,347.39
C-447B	Transsystems	\$ 666,016.64	8.00%	\$ 53,281.33	2.00%	\$ 13,320.33		
CM-476A	Trumbull	\$ 699,250.00	13.60%	\$ 95,098.00	6.10%	\$ 42,654.25		
C-505A	Urban Engineers	\$ 154,598.70					36.50%	\$ 56,428.53
C-539A	URS Corporation	\$ 265,070.69						

DELAWARE RIVER JOINT TOLL BRIDGE COMMISSION

Meeting of September 27, 2021

**OPERATIONS REPORT INDEX
FOR
INFORMATION TECHNOLOGY**

SUBJECT	DESCRIPTION	PAGE NUMBER
Information Technology	Status Report Month of July/August 2021	1-2

DELAWARE RIVER JOINT TOLL BRIDGE COMMISSION

Meeting of September 2021

Information Technology Department Report Months of July and August 2021

The following activities under the general heading of Information Technology were recently initiated, accomplished, or performed:

Helpdesk/Deployments:

- ▮ Processed 97 work orders for the months of July and August.
- ▮ Includes all software support, IT daily tasks, printer and desktop support, Intranet, news and job postings, telephone support, and form design/updates.
- ▮ Includes configuration and deployment of desktops, laptops, and cell phones.
- ▮ Includes MUNIS, ADP, Maximo, and other Enterprise Software updates and maintenance, and EZ-Pass support.

Projects:

Coronavirus Work from Home Initiative:

- ▮ IT Department spends most of its time supporting at home workers with any issues or concerns. The bulk of the help desk tickets are for these types of support calls.
- ▮ The IT Department has begun preparations to return to the office full-time.

MUNIS Migration:

- ▮ MUNIS migration has begun. The IT Department has been re-configuring VPN connections and setting up a migration schedule.

Telephone System:

- ▮ Phone System installation has been completed at Interstate 78, Easton-Phillipsburg, Portland-Columbia, Delaware Water Gap, and Milford-Montague.
- ▮ Work will continue at Trenton-Morrisville and New Hope-Lambertville.

Windows 10/11:

- ▮ We are currently completing a long overdue Windows 10 upgrade Commission-wide along with an evaluation of Windows 11.

Return to Office:

- ▮ The IT Department has returned to the office full-time.

DELAWARE RIVER JOINT TOLL BRIDGE COMMISSION

Meeting of September 2021

Meetings Attended:

I have begun to serve on the IAG Technical Committee and have attended the following meetings and/or phone conferences:

-  **Every Monday: IAG Tech Committee Call:** General IAG Tech Committee discussion and status. Nothing to report.

DELAWARE RIVER JOINT TOLL BRIDGE COMMISSION

Meeting of September 27, 2021

COMMUNICATIONS

The following Pages reflect the reports on those items assigned to the Communications Department. Each item is reported separately and page numbered accordingly.

DELAWARE RIVER JOINT TOLL BRIDGE COMMISSION
Meeting of September 27, 2021

OPERATIONS INDEX
FOR
COMMUNICATIONS

SUBJECT	DESCRIPTION	PAGE NUMBER
Communications	Status Report Month of July/August 2021	1-5

DELAWARE RIVER JOINT TOLL BRIDGE COMMISSION
Meeting of September 27, 2021

COMMUNICATIONS REPORT
July 2021

COMMISSION AWARENESS EFFORTS:

Scudder Falls Bridge Replacement Project – Raised public awareness of impending detours of four I-295 ramps (three in Pennsylvania and one in New Jersey) that were shut down for approximately five weeks starting July 12. The ramp closures allowed for realignment and reconstruction of the ramps prior to the opening of the bridge's second span in mid-August. Drafted changes to a prior set of detours that were deployed in 2019 and worked with public involvement program consultant McCormick Taylor and subconsultant Stokes Creative Group to finalize new detour maps that were used on the project website and in press releases/travel advisories. A detailed press release was issued to forewarn the public of the upcoming ramp closures and detours. A series of website popup messages and banner scroll messages also were used to warn motorists of the ramp closures.

Northampton Street Bridge Rehabilitation Project – Worked with Alex Styer of media consultant Bellevue Communications Group to produce MP4 recording of virtual open house session for placement on the this project's webpage. The original recording through the Zoom platform was set to expire. Updated the project webpage as warranted.

2020 Annual Report – Completed review and editing of all planned text content. Continued the process of culling together photographs and other visual content for the report. Received article submissions from Alex Styer of Bellevue Communications. Ideally, layout and design of the publication can begin in August. Vetted textual content through applicable staff.

MEDIA RELATIONS:

Hot Topics: PA Senate approves local speed radar use bill that includes Bridge Commission; no July 4 holiday weekend lane closures at Scudder Falls; brief temporary traffic stoppages for Scudder Falls Bridge project; new detours and ramp closures for next phase of Scudder Falls project; things to do in New Hope; dump truck crash on I-78; man who worked on Scudder Falls project accused of harassing neighbors; Trenton Makes sign illuminated to honor Trenton woman who won Olympic gold medal; bids opened for Northampton Street Bridge Rehabilitation Project; tornado lands near Washington Crossing Bridge; travel shift coming to Scudder Falls Bridge project.

- **WEBSITE:** Posted various pup-up messages and scroll messages for the Scudder Falls Bridge Replacement Project and the Delaware Water Gap. Fixed the July Commission meeting post to ensure its display as a popup. Updated detour maps on the Scudder Falls project website as warranted. Fixed the toll rates link on the Scudder Falls project website. Uploaded PDFs and crafted post on RFP/RFQs for

DELAWARE RIVER JOINT TOLL BRIDGE COMMISSION
Meeting of September 27, 2021

medical insurance brokerage services. Reposted the PDFs upon request of the administration department. Posted alert and alerted TRANSCOM to protracted single-lane on I-78 WB following July 14 accident. Updated the COVID-19 meetings page for the July Commission meeting documents, etc. Removed August meeting date as per Commission resolution.

INTERNAL/EXTERNAL COMMUNICATIONS

- Recorded a total of 18,136 sessions (visits) during July for the Commission's website – www.drjtbc.org. That's an increase over the 17,318 sessions recorded in June and the 13,193 sessions recorded in July 2020.
- Issued 5 press releases/travel advisories in July. All were related to the Scudder Falls Bridge Rehabilitation Project.
- Provided interview to KYW News on upcoming I-295 interchanges' ramp closures near the Scudder Falls Bridge.
- Attended online meeting for Scudder Falls Bridge Replacement Project's public involvement services.
- Fielded call from representative of Muthers Inc. regarding truck permits.
- Posted Scudder Falls travel info on Facebook community pages as warranted.
- Gave interviews on forthcoming Scudder Falls project travel restrictions to reporters Patrick Lavery of NJ101/5 FM news and Mike Dougherty of KYW news radio.
- Drafted and reviewed e-Blast content for Scudder Falls Toll Bridge project announcement on four interchange ramp closures near the bridge. Culled photographs for the e-Blast.
- Crafted message text to be posted on fixed VMS displays operated by PennDOT.
- Provided response to customer inquiry on Taylorsville Road ramp and roadway closures.
- Responded to customer inquiry on five-month-long ramp closures in vicinity of Scudder Falls Bridge in New Jersey and Pennsylvania.
- Called Pennsylvania legislative offices regarding impending 5-week closure/detour of three I-295/Taylorsville Road interchange ramps.
- Responded to Mercer County planning department inquiry regarding detour route for closed ramp at I-295/Route 29 interchange.
- Sent response to individual inquiring about the status of the Commission's old toll tokens.
- Texted updates to Lehighvalleylive.com editor Tony Rhodin following July 14 truck accident on I-78.
- Drafted memo Scudder Falls public involvement team explaining the project's remaining major milestones and tasks.
- Responded to bicyclist's inquiry on the Northampton Street Bridge Rehabilitation Project.
- Scheduled two presentations: Morrisville council on Sept. 20 regarding the new buildings to replace the Commission's administration building and maintenance facilities and Nov. 16 to a Washington Crossing citizens group regarding the history of bridges between Mercer and Bucks counties.

DELAWARE RIVER JOINT TOLL BRIDGE COMMISSION
Meeting of September 27, 2021

COMMUNICATIONS REPORT
August 2021

- **COMMISSION AWARENESS EFFORTS:**

2020 Annual Report – The annual report is in design. Proofreading of written content is completed and all photographs and graphic content has been secured. As currently planned, the report will focus on the coronavirus pandemic experience of 2020. The cover will feature the April 2020 joint flight of the Navy’s Blue Angels and the Air Force’s Thunderbirds in close proximity to the Lower Trenton Bridge. There will be a feature article on how the Commission dealt with COVID-19 and an expansive update on the Scudder Falls Bridge Replacement Project. The report should be a tad shorter than other recent reports. Updated and finalize outline. Categorized and pasted into Zip files all content and sent to Bellevue Communications for layout artists.

Scudder Falls Bridge Replacement Project – Announced the opening of the bridge’s second span (downstream) and the reopening of four interchange ramps that had been closed near the bridge since mid-July. The project is now in Stage 3. A significant public relations effort was made to raise public awareness of the travel shifts that occurred in August. Weekly travel advisories, website postings and public involvement distributions for this project are expected to continue into December. Drafted expansive project status press release. Sent second span opening release to 10 specific outlets for publication.

Southern Operations & Maintenance Facilities Improvements - Morrisville Webpage – Initiated the process of gathering graphic content and information to create a webpage for the various improvements that have been made or are planned to be made at the Commission’s support facilities in Morrisville, PA. This new webpage is expected to go live sometime in September.

- **MEDIA RELATIONS:**

Hot Topics: Trenton Makes sign lights programmed to honor Trenton Olympic gold-medal recipient Athing Mu; changes at Scudder Falls since project’s start; 100th anniversary of end of private ownership – and vehicular tolls – at Northampton Street Bridge; Commission mentioned in legislation authorizing local radar use in Pennsylvania; Upper Black Eddy-Milford Bridge featured in Delaware River Pedal and Paddle guided tour; trucker flees after striking Uhlerstown-Frenchtown Bridge; Scudder Falls Toll Bridge’s second span scheduled to open; history in technology and innovation at Lower Trenton Bridge; single-lane restrictions for Scudder Falls travel shifts; Lehigh Valley scuba diver visits submerged Northampton Street Bridge sections from 1955 flood; tropical storm Fred cause Lehigh Valley flooding; greatest thing about every Central Jersey town – Lower Trenton Bridge; 10 year anniversary of earthquake in Commission’s service jurisdiction; tropical storm Henri in Lehigh Valley area; Delaware River water levels rose near seven feet at New Hope-

DELAWARE RIVER JOINT TOLL BRIDGE COMMISSION
Meeting of September 27, 2021

Lambertville; trailblazers march/ride toward Princeton on Calhoun Street Bridge; Scudder Falls project enters final stage.

- **WEBSITE:** Uploaded and posted various updated maps on the Scudder Falls Bridge Replacement Project website.
- **COMMUNITY AFFAIRS:** (Please refer to Community Affairs report)
Edited/proofread draft employee newsletter.

INTERNAL/EXTERNAL COMMUNICATIONS

- Recorded a total of 16,842 sessions (visits) during August for the Commission's website – www.drjtbc.org. That's a decrease from 18,136 sessions recorded in July, but an increase over the 12,012 recorded in August 2020.
- Issued 8 press releases/travel advisories in August. All were related to the Scudder Falls Bridge Rehabilitation Project, except for two pertaining to a travel pattern shift at the Delaware Water Gap (I-80) Bridge's toll plaza.
- Contacted employee at John Savoy Enterprises regarding Scudder Falls weight/size restrictions.
- Responded to Tim Brill of New Jersey Conservation Foundation regarding potential earliest opening of dual-use pedestrian/bicyclist facility at the Scudder Falls Bridge.
- Drafted and sent response to Milford-Montague Toll Bridge user who inquired about Commission plans to replace/rehabilitate that bridge's approach pavements.
- Alerted engineering department about insufficient barrier at entrance to walkway ramp on the Scudder Falls Bridge's Pennsylvania side.
- Drafted expansive timeline for opening the Scudder Falls Toll Bridge's second span.
- Shared Mario Cuomo walkway rules with Commission executive team.
- Submitted authorization forms for renewal of Trenton Makes slogan trademark/copyright.
- Provided updated photographs to news organizations regarding latest Scudder Falls Toll Bridge construction progress.
- Updated various Scudder Falls Bridge Replacement Project detour maps.
- Researched onset of single-lane travel and steel-grate driving surface at the Lower Trenton Bridge and drafted response to inquiry from Bill Gerhauser.
- Swapped out old detour maps on Scudder Falls project website.
- Responded to Scudder Falls motorist inquiring about I-295 ramp reopening.
- Acquired cover photograph for cover of the 2020 annual report; processed invoice and limited-use agreement.
- Posted various Facebook items concerning construction or travel restrictions at the Scudder Falls (I-295), New Hope-Lambertville (Route 202), I-78, and Delaware Water Gap (I-80) toll bridges.
- Wrote text and culled possible photograph for project status update e-Blast for the Scudder Falls Bridge Rehabilitation Project.
- Made preliminary calls for potential opening ceremony for the shared-use pedestrian/bicyclist facility at the Scudder Falls Bridge. One call was to a Scudder Family descendant.

DELAWARE RIVER JOINT TOLL BRIDGE COMMISSION
Meeting of September 27, 2021

- Posted high-water warning on website.
- Began work on PowerPoint presentation to Morrisville Borough council.
- Sent e-mail on second Scudder Falls span opening to various online and GPS mapping services.
- Posted comment on Bucks County Courier Times article correcting misinformation regarding the Scudder Falls Toll Bridge's shared-use pedestrian/bicycle facility.
- Responded to PA Route 32/River Road resident concerned about speed-monitoring sign near his home.
- Confirmed Langhorne renderings for the Southern Region Operations and Maintenance Facilities Improvements Project.
- Posted alerts regarding approach of Ida storm remnants.

DELAWARE RIVER JOINT TOLL BRIDGE COMMISSION

Meeting of September 27, 2021

**OPERATIONS INDEX
FOR
COMMUNITY AFFAIRS**

SUBJECT	DESCRIPTION	PAGE NUMBER
Community Affairs	Status Report Month of July/August 2021	1

DELAWARE RIVER JOINT TOLL BRIDGE COMMISSION
Meeting of September 27, 2021

Community Affairs Report
July/August 2021

The following Community Affairs activities took place during July and August 2021:

Scudder Falls Bridge Replacement Project Public Involvement

Assisted in the review and response to messages received via the Commission and Scudder Falls project websites. Distributed information on ramp closures. Assisted in posting weekly construction activity notice on the project website and disseminating information on various road closures and traffic pattern changes. Answered inquiries from commuters regarding lane/ramp closures and other travel restrictions. Answered question from a resident of River Road in New Jersey regarding late night construction noise and other activities. Facilitated resolution to a Pennsylvania residents' requests for relocating a speed-monitoring sign on River Road near Yardley. Referred inquiry regarding groundwater diversion to Engineering.

Commission Newsletter and Printing

Created and distributed summer issue of River Currents newsletter. Attended instructional session with representatives of copier vendor and print shop technician Kevin Barta to determine best way to design and print the Commission's annual safety calendar. They subsequently updated the driver on the print shop computer, resulting in much clearer images and overall quality of printed materials.

"Trenton Makes" sign lighting

Coordinated special request for light shows at the Lower Trenton Toll-Supported Bridge with assistance from Justin Bowers in the Engineering Department. Upcoming shows for September include recognition of Labor Day and Patriots Day (September 11) and awareness of ovarian cancer and polycystic ovarian syndrome, prostate cancer, and lymphoma.

Morrisville Mural

Attended on-site meeting with local officials to investigate possible locations for a mural to be part of the "L.O.V.E. is the answer" project.

Various Community Affairs activities

Handled a wide assortment of community affairs tasks during the month, including:

- Coordinated with E-ZPass Department staff regarding various customer questions, including a number of vehicles that are being misclassified
- Assisted in various Use of Facilities requests, including Sunbeam Park at the Frenchtown NJ shelter
- Disseminated information to Public Safety and Bridge Security regarding various community events
- Relayed neighbor's concern about poison ivy at Trenton-Morrisville facility to maintenance department
- Answered commuter's question regarding traffic lights at Washington Crossing TSB
- Assisted the Communications Department with the posting of various project-related images
- Assisted Friends of Washington Crossing Park by providing contact info to NJ and PA agencies responsible for attraction signs on I-295
- Submitted correction to Google, which incorrectly depicted the Portland-Columbia Pedestrian Bridge as being closed; correction was subsequently implemented

DELAWARE RIVER JOINT TOLL BRIDGE COMMISSION

Meeting of September 27, 2021

ENGINEERING

The following Pages reflect the reports on those items assigned to the Engineering Department. Each item is reported separately and page numbered accordingly.

DELAWARE RIVER JOINT TOLL BRIDGE COMMISSION
Meeting of September 27, 2021
PROJECT STATUS REPORT

FACILITY	PM/PAM	CONTRACT DESCRIPTION	PAGE NO.
Trenton-Morrisville Toll Bridge	RJZ/RWL	Southern Operations & Maintenance Facilities Improvements <ul style="list-style-type: none"> • Preliminary, Final, & Post Design Services, C-519A 	1-3
Scudder Falls Toll Supported Bridge	KMS/RWL	Scudder Falls Bridge Replacement Project <ul style="list-style-type: none"> • Final Design Services, Contract C-660A • Construction Contract, T-668A 	4-5
	CTH/KMS	<ul style="list-style-type: none"> • Construction Management, CM-669A 	5-6
	CLR/KMS	<ul style="list-style-type: none"> • Construction Inspection, PA Approaches, CI-671A • Construction Inspection, Main River, CI-672A 	6
	CLR/KMS	<ul style="list-style-type: none"> • Construction Inspection, NJ Approaches, CI-673A 	7
	KMS/RWL	DMC Services for Construction of the SFB Project <ul style="list-style-type: none"> • Oversight of Final Design, C-502A-2I 	7-8
	CTH/KMS	Public Involvement Services <ul style="list-style-type: none"> • Design Contract, C-662A 	8
	CAS/RWL	SFB All Electronic Tolling System – Installation <ul style="list-style-type: none"> • Management, C-701A-7 	9
	CLR/WMC/KMS	Construction Inspection <ul style="list-style-type: none"> • C-502A (AECOM’s CPMC Contract) 	9
	KMS/RWL	Capital Program Management Consultant (CPMC) & Design Management Consultant (DMC) Services for the I-95/Scudder Falls Bridge Improvement Project <ul style="list-style-type: none"> • CPMC Services 2018 through 2021, C-502A-1M 	9
	CAS/RWL	Commission Administration Building at Scudder Falls <ul style="list-style-type: none"> • Construction Management, CM-707A • Construction, T-707A • HVAC Study, C-729A-1 	9-10
Washington Crossing Toll Supported Bridge	HDH/MEM	Replacement of Gantry at the New Jersey Approach <ul style="list-style-type: none"> • T/TS-737A-001 	10
New Hope-Lambertville Toll Bridge	HDH/JRB/RWL	East Abutment Stone Veneer <ul style="list-style-type: none"> • Study, C-704A-2 	11
Uhlerstown-Frenchtown Toll Supported Bridge	HDH/RWL	Replacement of NJ Upstream Retaining Wall <ul style="list-style-type: none"> • Design, C-732A-1 	11-12
I-78 Toll Bridge	WMC/RWL	Power and Communication Infrastructure <ul style="list-style-type: none"> • Design Services, C-732A-3 Toll Bridge NJ Approach Roadway Joint Rehabilitation <ul style="list-style-type: none"> • Design and Construction Inspection C-751A-2 	12
Northampton Street Toll Supported Bridge	MEM/CTH	Rehabilitation <ul style="list-style-type: none"> • Design Services, C-590A 	12-13
Easton-Phillipsburg Toll Bridge	CTH/RWL	Facility Parking Lot Improvements <ul style="list-style-type: none"> • Design, C-732A-5 	13
Riverton-Belvidere Toll Supported Bridge	HDH/MEM	Northwest & Southwest Wingwall Rehabilitation <ul style="list-style-type: none"> • C-751A-1 	13

Facilities are listed South to North

The first set of initials indicate the Project Manager and the second set of initial indicate the Program Manager

Project Manager Legend

WMC – M. Cane JRB – J. Bowers
CTH – C. Harney HDH – D. Hettema

Program Manager Legend

RWL – R. Little MEM – M. McCandless
KMS – K. Skeels RLR – R. Rash
CAS – C. Stracciolini CLR – C. Rood
RJZ – R. Zakharia

DELAWARE RIVER JOINT TOLL BRIDGE COMMISSION
Meeting of September 27, 2021
PROJECT STATUS REPORT

Delaware Water Gap Toll Bridge	CTH/RWL	Westbound Toll Plaza Roadway and NJ Approach Repairs <ul style="list-style-type: none"> • Design, C-732A-4 • Construction Management, C-733A-2 • Construction, T-719A 	14
Central and Southern Regions	RJZ/RWL	Phase 1 Toll Collection Counting Facilities <ul style="list-style-type: none"> • Preliminary, Final & Post Design Services, C-696B-1 	15
Multiple Facilities and/or Commission-Wide	WMC/RWL	Electronic Surveillance/ Detection System <ul style="list-style-type: none"> • ESS Maintenance Contract, DB-724A 	15
	CAS/RWL	Electronic Toll Collection <ul style="list-style-type: none"> • Customer Service Center/Violation Processing Center Project, DB-584A 	15-16
	CAS/RWL	Traffic Count Program Upgrade <ul style="list-style-type: none"> • DR-550A 	16
	CAS/RWL	Electronic Toll Collection/Tolling Task Order Consultant <ul style="list-style-type: none"> • AET Tolling Study Update, C-728A-2 • NH-L and E-P Toll Bridge Sign Replacement, C-728A-5 	16-17
	CAS/RWL	Electronic Toll Collection System Replacement <ul style="list-style-type: none"> • Design, Build, and Maintain, DB-540A 	17
	WMC/RWL	Job Ordering Contracting <ul style="list-style-type: none"> • Program Manager, C-727A 	17
	HDH/MEM	General Engineering Consultant Annual Inspections <ul style="list-style-type: none"> • 2015-2018 Annual Inspections, C-684A • 2021-2022 Annual Inspections, C-757A 	18-19
	HDH/MEM	Underwater Inspections Central and Northern Regions 2021 <ul style="list-style-type: none"> • C-750A-2 	19-20

Facilities are listed South to North

The first set of initials indicate the Project Manager and the second set of initial indicate the Program Manager

Project Manager Legend

WMC – M. Cane JRB – J. Bowers
 CTH – C. Harney HDH – D. Hettema

Program Manager Legend

RWL – R. Little MEM – M. McCandless
 KMS – K. Skeels RLR – R. Rash
 CAS – C. Stracciolini CLR – C. Rood
 RJZ – R. Zakharia

DELAWARE RIVER JOINT TOLL BRIDGE COMMISSION

**September 27, 2021
PROJECT STATUS REPORT**

**SOUTHERN OPERATIONS & MAINTENANCE FACILITIES
IMPROVEMENTS**

Preliminary, Final & Post Design Services
Contract No. C-519A
(RJZ/RWL)

This contract is for Preliminary, Final and Post-Design Services for space utilization improvements at New Hope Lambertville Toll Bridge Executive Headquarters and the demolition and reconstruction of the Trenton Morrisville Toll Bridge Administration Building as identified under a Task Order Assignment for Space Utilization Program and Concept Study.

In accordance with the Commission's February 26, 2018 Regular Monthly Commission Meeting, this Contract was awarded to Gannett Fleming, Architects Inc. (GF). Accordingly; a Notice of Award and Limited Notice to Proceed was issued to GF effective February 27, 2018.

A Kick-Off Meeting was conducted with GF on March 20, 2018. Site visits continue to be conducted by the Consultant as further field investigation needs are identified. GF is currently coordinating with all public utilities, completed the Boundary & Topographic surveys at Trenton Morrisville site. Space Utilization Program to address the Commission's current operations and anticipated needs in the foreseeable future is complete. A Concept Design and preliminary Phasing options were submitted and presented to the Commission on 10/28/19 with an advance Contract T-730A that covers Trenton Morrisville's salt and fueling operation's needs. The purpose of this advance Contract T-730A was to complete the new salt operation at this location and have it fully operational for the winter of 2020-2021. This was being planned to take place prior to the demolition of the existing building together with the current salt operation. The second Contract T-519A was publically bid on April 12, 2021 to cover the construction of the balance of the Southern Operations & Maintenance needs in a multi-phased construction.

An NPDES permit Pre-Application meeting was held with Bucks County Soil Conservation on September 26th in connection with the Southern Operations Facility intended to be built at Morrisville, NPDES and Erosion & Sediment Control permits were submitted on December 4, 2019 and both approvals were obtained on March 18, 2020. In addition; building systems phasing coordination meetings were conducted on 11/25/19, 12/6/19 and 12/18/19. GF provided Contract T-730A Bid Set on January 31, 2020 consistent with this Project's scheduled Public Bidding of February 3, 2020. Electronic Bids were received on March 5th, Construction Contract award was made to the apparent Low Bidder's, Bracy Construction, Inc. at the April 27th Regular Monthly Meeting, Construction was substantially completed on November 6, 2020 and Project was completed on November 20, 2020.

In connection with Resolution No. 4076-12-18 and the new real estate property acquisition at Langhorne to house the Commission's Southern Maintenance Facility; GF completed the Boundary and Topographic Land Surveys necessary for Lot Consolidation in Bucks County, Environmental Assessment Phase I and Phase II.

DELAWARE RIVER JOINT TOLL BRIDGE COMMISSION

September 27, 2021 PROJECT STATUS REPORT

A second advanced Final Design submission was made by GF on 12/2/19 for the Langhorne Site to implement the environmental remediation as listed in the Phase II report, demolition of ten (10) existing buildings and secure the site with perimeter fencing. Using one of the Commission's standing Job Order Contractor RCC Builders Contract TTS-737A-2 was executed January 22, 2020. GF provided Post Design services through-out construction and this Project was closed June 15, 2020.

As part of an NPDES permit application process for this site, screening for suspected Bog Turtles and other federally endangered species' was made on June 14th, 2019 by the US Army Corp. of Engineers (ACOE) and found that the Project site does not include a Bog Turtle Habitat. In light of these results an environmental permitting pre-application meetings were held on June 20th 2019 and January 23, 2020 with PADEP in attendance together with the US Army Corps of Engineers as relates to a joint permit for wetland and storm water impact and mitigation at this Langhorne site. Also; as a pre-requisite to obtain NPDES permit approval, a SHPO survey was made and a determination that there are no historic properties exist on site was obtained on March 24, 2020. In addition; ACOE conducted a survey on March 16th 2020, and determined that none of their jurisdictional waters or wetlands exist on this site. Furthermore; the ACOE biologist who provided this survey agreed that the pond that exists on-site is man-made and therefore is not considered jurisdictional based on his field inspection. Additionally; two state identified endangered species were identified by the Pennsylvania Natural Diversity Inventory (PNDI) to potentially exist on-site. The design team initiated field surveys on March 13th 2020 and field traps were placed to determine if their habitat exists within the project limits to develop a mitigation plan. Survey concluded and PNDI concurred on September 9 2020 that none exists within the Commission's property.

A request for site Access Easement to Big Oak Road through PECO's neighboring property was made on November 1 2019, conditional approval was received and an easement agreement has been received from PECO. GF prepared the Legal Description and Plot Plan and Commission's Real Estate Counsels is currently reviewing and filing this easement with the County's Clerk's Office.

A General Permit GP-7 for minor wetland crossing was submitted on November 4, 2020 and an approval was received from PA DEP on December 22, 2020.

A Bucks County Soil Erosion and Sediment Control (SE& SC) Permit was submitted together with an NPDES Permit on August 24, 2020 and an SE&SC permit approval was received April 23, 2021.

DELAWARE RIVER JOINT TOLL BRIDGE COMMISSION

September 27, 2021 PROJECT STATUS REPORT

Pre-Final Design submission review meeting for T-519A was conducted with the Consultant on October 28th 2020. Constructability, Peer and Code review meetings were conducted on February 18, February 19 and February 24, 2021. Final Design submission and Bid Documents were received on April 9, 2021. Project public bid advertisement was made on April 12, 2021, virtual Pre-Bid meeting and site visits were made on April 19 and April 29, 2021 and electronic Bid Opening was made on June 2 2021. Three bids were received, reviewed and a Construction Contract Award was made at the June 2021 Regular Monthly Meeting.

SOUTHERN OPERATIONS & MAINTENANCE FACILITIES IMPROVEMENTS

Construction
Contract No. T-519A
(RJZ/RWL)

Contract T-519A was awarded to Bracy Construction, Inc. at the Commission Regular Monthly Meeting of June 28, 2021.

This Contract will cover the southern operations & maintenance needs in a multi-phased construction. Specifically; The Project includes the demolition of the existing Trenton Morrisville Toll Bridge Administration Building and Maintenance Garage, construction of new Operations Building which will include the Primary Control Center and Toll Collection functions as well as a separate Vehicle Storage Building that will support Maintenance needs and Salt Operation for this location. This Project also include Construction of new salt storage building, fueling island, deicing equipment, maintenance garage that will include a wash bay, welding shop, vehicle maintenance and vehicle storage bays along with support spaces such as: offices, lockers and recreation and conference rooms. This Project also includes the installation of new Fleet Management System to be integrated into the Commission-Wide Fleet Management System at the New Hope Lambertville Toll Bridge Facility.

Notice of Award and Limited Notice to Proceed was issued to the Contractor on June 28, 2021. Contractor submitted all preliminary documents necessary for executing the agreement and issuing Notice to Proceed was made effective July 27, 2021. Pre-Construction Meeting was conducted on July 29, 2021, and the Contractor started preparing submittals of the Long Lead Delivery Items as required to meet the Project Schedule.

DELAWARE RIVER JOINT TOLL BRIDGE COMMISSION

**September 27, 2021
PROJECT STATUS REPORT**

**SCUDDER FALLS TOLL SUPPORTED BRIDGE
SCUDDER FALLS BRIDGE REPLACEMENT PROJECT**

Final Design
Contract No. C-660A
(KMS/RWL)

During the July/August reporting period Michael Baker Jr., Incorporated (Baker) of Hamilton New Jersey continued their construction phase support services efforts to review and respond to various Requests for Information and submittals from the Contractor and the Construction Manager; and, attended Contract T-668A Progress Meetings via conference call, Schedule Meetings and various technical meetings involving design and field issues with the Contractor and CM/CI team.

Construction
Contract No. T-668A
(KMS/RWL)

Trumbull Corporation of Pittsburgh, PA (Trumbull) was awarded the Scudder Falls Bridge Replacement Construction Contract T-668A in the amount of \$396,000,000.00 at the Commission's January 30, 2017 Meeting. The Commission issued a full Notice to Proceed on March 3, 2017.

Weekly Conference Call Meetings continued between the Contractor and the Commission's Project team to discuss Project schedule, progress, and planning for ongoing and/or upcoming construction activities. Trumbull continued to submit Requests for Information (RFI's) and make required project submittals throughout this reporting period for ongoing and upcoming construction activities. To date there have been a total of 915 Contractor RFIs and a total of 1,681 Contractor Submittals. Trumbull and the Construction Manager (Hill/Jacobs) have also been coordinating on the Baseline CPM Schedule progress updates.

During the July/August reporting period Trumbull continued construction in work areas extending throughout the project limits in order to complete parallel activities on the project. Traffic patterns throughout the Project remained consistent, with no major changes.

In **Pennsylvania**, during the July/August time period, the Contractor continued with the following roadway and structural construction activities: roadway construction/paving on I-295 EB between the Taylorsville Road Interchange and the MRB; roadway and drainage construction within the closed portions of Taylorsville Road interchange Ramps P, B, and R; installation of noise wall panels/posts between Taylorsville Road and the MRB on the Canal Bridge and Walls PA-A and PA-B; milling and paving on Taylorsville Road and Woodside Road; sign installation and barrier installation along I-295; infield topsoil grading, seeding and erosion control matting installation; PPC installation on the Taylorsville Road Bridge and the Canal Bridge; and ITS and highway lighting at various locations. Taylorsville Road interchange Ramps P, B, and R were fully opened and the Stage 3 traffic pattern implemented on August 18, 2021.

DELAWARE RIVER JOINT TOLL BRIDGE COMMISSION

September 27, 2021 PROJECT STATUS REPORT

Through coordination with the Pennsylvania Department of Conservation and Natural Resources, (DCNR), the Commission has undertaken the final design and construction of a shared-use pedestrian bridge over the Delaware Canal. This bridge will provide the final, dedicated connection from the I-295 Park-and-Ride lot to the Delaware Canal towpath and the Commission's shared-use path over the new Scudder Falls Bridge. The current path requires pedestrians to walk on Woodside Road at its narrowest section. The new bridge will provide safe access to the trail-head 1799 house from the tow path.

Trumbull Corporation has teamed with the engineering firm Alfred Benesch & Company for the final design of the pathways; and CONTECH Engineered Solutions for the design and fabrication of the truss bridge over the canal. During this reporting period, fabrication for the bridge structure began. PHMC clearance for the work was received in mid-August. The Contractor is waiting for final permits and approvals from the PADEP and the Bucks County Conservation District (BCCD). The Notice for the Small projects permit for the Canal bridge was published by PADEP on June 19, 2021 in the Pennsylvania Bulletin, which needs to be published for 30 days for public comment. Resolution of any public comments as well as PHMC and BCCD clearances are required prior to PADEP issuing the project permit.

On the **Main River Bridge (MRB)**, during the July/August period, the work included the following; rubbing/patching of the concrete surfaces at various piers; stripped deck forms and constructed parapets/barrier at the NB MRB; stripped deck forms and began removing overhangs at the NB MRB; PPC placement on the NB MRB; and installed downspout pipe and inspection handrail on the underside of the bridge. The Stage 3 traffic pattern for the MRB was implemented on August 18, 2021.

In **New Jersey**, during the July/August period, the Contractor continued with ITS and highway lighting at various locations; barrier construction along NJ Route 29 SB and roadway construction along NJ Route 29 NB; installation of sign structures; construction of the NJ pedestrian walkway and retaining walls; deck pours and curb/pylons construction for the NJ Pedestrian Bridge; PPC placement for the MAB; and construction of retaining walls along Ramp M. The work associated with the Route 29 interchange Ramp A detour was completed and the Stage 3 traffic pattern was implemented on August 18th.

Construction Management
Contract No. CM-669A
(CTH/KMS)

At the October 31, 2016 Commissioners Meeting, the Commission awarded Contract No. CM-669A, Construction Management Services for the Scudder Falls Bridge Replacement project to Hill International (Hill) of Philadelphia, PA for an amount not-to-exceed \$25,015,066.98. Hill was provided with Notice of Award and Limited Notice to proceed on November 2, 2016. Hill was then issued a Full Notice to Proceed on January 31, 2017, in parallel with the award of the Scudder Falls Bridge Replacement Contract T-668A at the same meeting.

DELAWARE RIVER JOINT TOLL BRIDGE COMMISSION

September 27, 2021 PROJECT STATUS REPORT

The Hill team continues to supply construction management personnel as necessary, monitor Trumbull's performance and progress, conduct bi-weekly progress meetings, oversee and coordinate the three (3) construction inspection firms, perform utility coordination in NJ & PA, perform schedule reviews, conduct bi-weekly scheduling meetings, maintain document control, perform health and safety inspections, adjust project staffing as required, address material testing and inspection plan requirements, prepare monthly contractor invoices and manage overall project budget.

Construction Inspection of the Pennsylvania Approach Contract No. CI-671A (CLR/KMS)

This Contract is for Construction Inspection (CI) Professional Services for the PA Approach Roadway Improvements portion of the Scudder Falls Bridge Replacement Project, Contract T-668A. TRC Engineers, Inc. (TRC) of Plymouth Meeting, PA was awarded this contract at the February 27, 2017 Commissioners' Meeting and issued a full Notice to Proceed effective March 29, 2017.

During this reporting period TRC continued to provide three (3) full time inspectors for the inspection of the work on the Pennsylvania Approach Roadway portion of the Project, with all inspectors working under the supervision of the Construction Manager. Also, during this reporting period, Invoices No. 50 and 51R and Monthly Progress Reports No. 50 and 51R were received and reviewed.

Construction Inspection of the Main River Bridge Contract No. CI-672A (CLR/KMS)

This Contract is for Construction Inspection (CI) Professional Services for the Main River Bridge portion of the Scudder Falls Bridge Replacement Project, Contract T-668A. WSP/Parsons Brinckerhoff, Incorporated (PB) of Lawrenceville, NJ was awarded this contract at the February 27, 2017 Commissioners' Meeting and issued a full Notice to Proceed effective March 22, 2017.

During this reporting period the number of needed inspectors reduced by one so PB is now providing four (4) full time inspectors for the inspection of the work on the Main River Bridge portion of the Project with all inspectors working under the supervision of the Construction Manager. One of the current four inspectors is from PB's IBE sub-consultant, KS Engineers. Also, during this reporting period, Invoices No. 49 and 50 and Monthly Progress Reports No. 49 and 50 were received and reviewed.

DELAWARE RIVER JOINT TOLL BRIDGE COMMISSION

September 27, 2021 PROJECT STATUS REPORT

Construction Inspection of New Jersey Approach
Contract No. CI-673A
(CLR/KMS)

This Contract is for Construction Inspection (CI) Professional Services for the NJ Approach Roadway Improvements portion of the Scudder Falls Bridge Replacement Project, Contract T-668A. Gannett Fleming, Inc. (GF) of South Plainfield, NJ was awarded this contract at the February 27, 2017 Commissioners' Meeting and issued a full Notice to Proceed effective March 29, 2017.

During this reporting period the number of needed inspectors reduced by one so GF is now providing four (4) full time inspectors to provide inspection and material testing for work on the New Jersey Approach Roadway portion of this project with all inspectors working under the supervision of the Construction Manager. One of the current four inspectors is from GF's IBE sub-consultant, Churchill Consulting Engineers. Also, during this reporting period, Invoices No. 50 and 51 and Monthly Progress Reports No. 50 and 51 were received and reviewed.

DESIGN MANAGEMENT CONSULTANT SERVICES T-668A CONSTRUCTION

Task Order Assignment No. C-502A-2I
KMS/RWL

AECOM is providing DMC services during the construction of the Scudder Falls Bridge Replacement Project, Contract T-668A, under this Task Order Assignment, which began on April 1, 2017. The DMC Services include support to the Commission in the following:

Environmental Agency Coordination – Continuous services providing Project-wide assistance with environmental activities including agency site visits; contractor inquiries associated with existing permits obtained by the Commission; and, monitoring and implementation of existing environmental mitigation stipulations associated with pre-construction project permits and agency agreements.

Environmental Permitting – During the July/August time period AECOM completed the Archaeological Monitoring Report documenting excavation work along the D&R Canal in NJ and submitted the report to the NJ SHPO. AECOM also performed a Phase 1 Archaeological Survey for the PA DCNR Canal Pedestrian Bridge work and submitted the report to the PHMC for review/approval.

Environmental Monitoring Services – Continuous services throughout construction to meet project permit requirements. Services performed during this reporting period included weekly monitoring of the project site for compliance with environmental stormwater management requirements by AECOM sub-consultant ACT Engineers and submission of the final weekly peregrine falcon monitoring reports by AECOM. ACT Engineers also submitted the final sturgeon monitoring and water temperature monitoring reports for the 2021 in-water work restriction period to the National Marine Fisheries Service (NMFS).

DELAWARE RIVER JOINT TOLL BRIDGE COMMISSION

September 27, 2021
PROJECT STATUS REPORT

Contracts C-660A and T-668A Progress Support - DMC services during this reporting period included participation in the work flow for review and distribution of the contractor's submittals and requests for information (RFI) for review and responses to same; ongoing coordination with the Baker Team to expedite RFI and contractor submittal responses to meet project schedules; design and/or construction issue trouble-shooting and resolution support with involvement in the various technical issues meetings with the CM and the Contractor; ongoing utility relocation work and existing facility interface coordination support; liaison to the Commission Operations, Public Safety Bridge Security, and Purchasing Departments for maintenance of the existing equipment and other roadway appurtenances within the SFB Project construction zone; and, required coordination to facilitate outside parties interface with the project such as utility companies, adjacent municipalities, and State DOT's.

CI Contract Administration – AECOM staff serve as Project Managers for the three (3) Construction Inspection (CI) contracts associated with the Scudder Falls Bridge project. This includes coordination with the CI firms for the supplying of inspectors to the project as requested by the Construction Manager; and, administration of the CI contracts and address any contractual needs.

PUBLIC INVOLVEMENT SERVICES

Final Design Services
Contract No. C-662A
(CTH/KMS)

McCormick Taylor, Inc. (MT) was awarded this Public Involvement (PI) Contract at the Commission's September 28, 2015 Meeting, and issued Notice to Proceed effective October 29, 2015. MT's public involvement effort focuses on regularly communicating project activities to officials, stakeholders and the public, as well as informing motorists of near-term construction stage travel implications, performing public involvement initiatives and market research activities and development of discussion guides and analysis related the implementation of the new toll, and payment options related to All-Electronic Tolling. MT has finalized a new project specific logo and has created a new project specific website that went live on October 4, 2018. MT submitted a revised public involvement toll-implementation strategy and timeline to Commission staff for application and roll-out. MT continues to monitor the toll-free information line calls, compiling and responding to calls as well as project specific e-mails related to construction and toll implementation.

DELAWARE RIVER JOINT TOLL BRIDGE COMMISSION

**September 27, 2021
PROJECT STATUS REPORT**

**ALL ELECTRONIC TOLLING SYSTEM
INSTALLATION MANAGEMENT
Task Order Assignment No. C-701A-7
(CAS/RWL)**

There was no activity on this Task Order Assignment.

**Construction Inspection
Contact No. C-502A (AECOM's CPMC Contract)
(CLR /WMC/KMS)**

Construction Inspection for this JOC contract was provided by AECOM through their CPMC contract, working under the Construction Manager, Gordian. During this reporting period, AECOM coordinated the review and approval of the required material submittals; inspected the work undertaken by Mount on a daily basis; and oversaw the contract punch list work being performed.

**CAPITAL PROGRAM MANAGEMENT CONSULTANT (CPMC) &
DESIGN MANGEMENT CONSULTANT (DMC) SERVICES FOR THE
I-95/SCUDDER FALLS BRIDGE IMPROVEMENT PROJECT**

**CPMC SERVICES – 2018 THROUGH 2021
Task Order Assignment No. C-502A-1M
(KMS/RWL)**

Task Order Assignment 502A-1M, Capital Program Management Consultant (CPMC) Services for 2018 through 2021 began in April 2018. AECOM is currently providing one (1) part-time Project Manager to oversee and administer various design and construction projects that are being advanced in the Capital Improvement Program. No activities were performed by CPMC Staff during this reporting period.

COMMISSION ADMINISTRATION BUILDING AT SCUDDER FALLS

**Construction Management
Contract No. CM-707A
(CAS/RWL)**

The final payment was issued to Bracy Construction for project T-707A and a project closeout change order was executed. Joseph Jingoli & Son, Inc. continues to assist with any building warranty items as they arise.

DELAWARE RIVER JOINT TOLL BRIDGE COMMISSION

**September 27, 2021
PROJECT STATUS REPORT**

Construction
Contract No. T-707A
(CAS/RWL)

Final payment was issued to Bracy Construction and a project closeout change order was executed. Bracy Construction addresses warranty items as they occur.

**FACILITIES TASK ORDER AGREEMENT
SCUDDER FALLS ADMINISTRATION BUILDING – HVAC STUDY
Task Order Assignment No. C-729A-1
(CAS/RWL)**

A task order assignment closeout modification was executed and this task order assignment is now closed.

WASHINGTON CROSSING TOLL SUPPORTED BRIDGE

**REPLACEMENT OF GANTRY AT THE NJ APPROACH
T/TS-737A-001
(HDH/MEM)**

The sign structure previously at the east approach to the WCTSB was removed in the spring of 2018 after sustaining collision damage. A functioning sign structure is located at the west approach of the bridge. The bridge is currently posted for a 3 Ton weight limit, an 8'-0" vertical clearance and a 6'-6" horizontal clearance. This Job Order contract with RCC Builders is to replace the gantry at the New Jersey -east- approach, for the purpose of supporting clearance bars and electronic surveillance equipment as well as displaying several regulatory and warning signs. NTP was given 3/30/2020. A pre-construction meeting was held via teleconference on 4/8/2020.

Field work started on the project the end of May. A two (2) foot section was bolted to the existing column at the south side of the east approach to the bridge to increase the height of the new gantry. The concrete work for the footer of the new column to be erected at the south side of the east approach is to start the week of June 8th.

On Friday night, June 19th, the remaining sections of the gantry were installed by RCC. The following week, maintenance re-installed the headache bars. Maintenance has installed the warning signs for the bridge, and reran an exposed conduit and wiring around the new footing for future use to provide electric to the gantry.

DELAWARE RIVER JOINT TOLL BRIDGE COMMISSION

**September 27, 2021
PROJECT STATUS REPORT**

**NEW HOPE-LAMBERTVILLE TOLL BRIDGE
NEW HOPE-LAMBERTVILLE TOLL BRIDGE STONE VENEER
C-704A-2
(HDH/RWL)**

At the end of March the breakdown of a section of the stone veneer at the east abutment of the New Hope – Lambertville Toll Bridge (Route 202) was discovered under an existing task order agreement. GPI Inc. was given the task to investigate the cause, and determine a solution for the issue. The consultant was given Notice to Proceed on 4/29/2019. The consultant went out in the field on 5/15 and 5/16/19 to access the condition of the stone veneer at both abutments of the NH-L Toll Bridge. A preliminary report was received June 7th, 2019. Report was finalized 7/15/2019. Preliminary design/repair documents received 8/9/2019, and reviewed by 8/23/19. Revisions to design documents received electronically on 9/13/2019. Maintenance forces have improved the fencing around the deteriorated section at the NJ abutment. Anticipate the repairs to go to a JOC, negotiations with contractor on-going. Due to excessive bid from contractor, change in scope of work being discussed with design engineering consultant.

**UHLERSTOWN-FRENCHTOWN TOLL SUPPORTED BRIDGE
REPLACEMENT OF NJ UPSTREAM RETAINING WALL
C-732A-1
(HDH/RWL)**

The stone masonry retaining wall to the north of the Bridge Monitor Shelter in Frenchtown is deteriorated and in need of replacement. Arora and Associates, P.C. has been given the task to design a new retaining wall that would keep the appearance of the existing wall in mind. Arora was given Notice To Proceed on 8/16/2019. A Preliminary Design submission has been received 9/4/2019. Upon review by the Commission, the consultant has been asked to provide an additional design option, which would include acquiring additional property. Consultant provided additional Engineer's estimate on 10/17/2019. Since the replacement of the wall is hampered by the location of the property line, a meeting is being set up with Frenchtown Borough, owner of the adjacent property, to discuss easement. Meeting with Mayor of Frenchtown on 12/20/2019 regarding construction. The adjacent property is part of the Borough's Recreation and Open Space Inventory, there are on-going follow up discussions with NJDEP Green Acres Program.

Since the discussion with Green Acres to purchase additional property fell through, a meeting was held with Arora on February 19, 2021 to discuss moving forward with a design to replace the wall in-place. On February 26, 2021 meeting was held with Frenchtown Borough to discuss some additional improvements to benefit the adjacent Sunbeam Lenape Park. On the same date, a meeting between Arora, Commission personnel and JCP&L was held to discuss relocating the utility pole on Commission property. On March 18, 2021 a meeting was held at the site with the contractor and the design consultant to discuss constructability of the new retaining wall.

DELAWARE RIVER JOINT TOLL BRIDGE COMMISSION

September 27, 2021

PROJECT STATUS REPORT

Awaiting approval of construction easement, currently with SHPO, and signed agreement from JCP&L.

INTERSTATE 78 TOLL BRIDGE

I-78 POWER AND COMMUNICATION INFRASTRUCTURE DESIGN SERVICES

Contract No. C-732A-3

(WMC/RWL)

Arora and Associates completed the concept level ITS plan for the I-78 Toll Bridge facility to be used together with the expanded camera coverage plan to quantifying the project power and communication requirements. Additional work activities included evaluating network architecture options as well as identifying additional power sources along the corridor.

I-78 TOLL BRIDGE NJ APPROACH ROADWAY JOINT REHABILITATION

DESIGN AND CONSTRUCTION INSPECTION

Contract No. C-751A-2

(WMC/RWL)

This project is for the rehabilitation of deteriorated longitudinal asphalt joints on I-78 throughout the Commission's New Jersey jurisdiction. The scope of work also includes minor pothole repairs, line striping and replacement of reflective pavement markers where removed during the asphalt repairs.

On August 21, 2021, a Kick-Off Meeting was held with Traffic Planning and Design (TPD) who will be providing design and construction inspection services in support of the project. TPD completed a field view and is developing their draft design submission.

NORTHAMPTON STREET TOLL SUPPORTED BRIDGE

NORTHAMPTON STREET TOLL-SUPPORTED BRIDGE REHABILITATION

Design Services

Contract No. C-590A

(MEM/CTH)

At the April 27, 2020 Commissioners Meeting, the Commission awarded Contract No. C-590A, Northampton Street Toll-Supported Bridge Rehabilitation Design to Greenman-Pedersen, Inc. (GPI) of Lebanon, NJ. GPI was provided with Notice of Award and Limited Notice to Proceed the same date. GPI was then issued a Full Notice to Proceed on May 15, 2020.

A contract kick-off meeting was held on May 14, 2020. Field condition assessments commenced on May 18, 2020 and have been completed. On June 12, 2020 GPI submitted their Draft Condition Assessment and Recommendation Report along with their Draft Architectural Lighting Concept Study Report. On September 11, 2020 GPI submitted there Preliminary Design plans and specification. On October 30, 2020 GPI submitted the Pre-Final Design submission that

DELAWARE RIVER JOINT TOLL BRIDGE COMMISSION

September 27, 2021

PROJECT STATUS REPORT

was originally scheduled for October 16, 2020 but has been adjusted to October 30, 2020 to better align with the Commission’s needs for coordination with Public Officials. On December 18, 2020 GPI submitted the Final Design documents. GPI continues to coordinate with utility companies for proposed utility installation. A virtual Public Officials Presentation of the project was conducted on June 16, 2021 followed by a virtual Open House Presentation on June 23, 2021.

The project was posted for bid on July 20, 2021. A virtual pre-bid meeting was conducted on July 27, 2021. Bids were received and open during a virtual public bid opening held at 2:00 PM on Tuesday August 31, 2021. The bids currently under evaluation.

**EASTON-PHILLIPSBURG TOLL BRIDGE
FACILITY PARKING LOT IMPROVEMENTS**

Design

Task Order Assignment No. C-732A-5
(CTH/RWL)

Arora and Associates was issued Notice to Proceed effective March 30, 2021. A project kick-off meeting was held with Arora on April 6, 2021. This Task Order Assignment is to perform design services for repaving the Easton-Phillipsburg Toll Bridge Facility Parking Lot, renewal of settled sidewalk and curb along the Ramp C retaining wall, replacement of a fire hydrant and water main located in the parking lot, and connection of garage floor drains to the sanitary sewer. Arora submitted their Preliminary Design documents on April 30, 2021. The documents have been reviewed by Commission staff and comments were provided to Arora for consideration. Arora provided final design documents on August 27, 2021. The final construction documents are being reviewed by the selected Job Order Contractor.

**RIVERTON-BELVIDERE TOLL SUPPORTED BRIDGE
NORTHWEST & SOUTHWEST WINGWALL REHABILITATION**

C-751A-1
(HDH/MEM)

The masonry wingwalls at the northwest and southwest corners of the Riverton – Belvidere Toll Supported Bridge are in need of repair, rehabilitation or replacement. The walls exhibits vertical misalignment, areas of bulging stones, missing mortar and water staining as a result of water seeping through the wall. The sidewalk along the high side of the northwest wall exhibits signs of settlement and the concrete monument on the high side of the wall has settled and rotated.

Traffic Planning and Design, Inc (TPD) was provided with Notice To Proceed on June 16, 2021. On Wednesday, June 23, 2021, a Kick-Off meeting was held via Microsoft Teams with personnel from TPD. Sub-consultant is performing soil borings. TPD is working on draft plans and analysis.

DELAWARE RIVER JOINT TOLL BRIDGE COMMISSION

**September 27, 2021
PROJECT STATUS REPORT**

**DELAWARE WATER GAP TOLL BRIDGE
WESTBOUND TOLL PLAZA ROADWAY AND NEW JERSEY APPROACH REPAIRS -
DESIGN
Task Order Assignment No. C-732A-4
(CTH/RWL)**

Arora and Associates was issued Notice to Proceed effective October 1, 2020. A project kick-off meeting was held with Arora on October 6, 2020 and a field view was held on October 8, 2020. This Task Order Assignment is to perform final design for replacing/rehabilitating the pavement at the Delaware Water Gap toll plaza and the I-80 NJ Approach Roadway.

The designer submitted the final version of the Preliminary Design/Condition Report. Arora submitted final design documents for T-719A on January 15, 2021. Bids were opened for T-719A on February 23, 2021. Arora is currently performing post-design services.

**CM/CI SERVICES
Task Order Assignment No. C-733A-2
(CTH/RWL)**

KS Engineers (KSE) was issued Notice to Proceed effective March 30, 2021. A project kick-off meeting was held with KSE on April 6, 2021. KSE is providing a part time Project Manager, full time Resident Engineer, full time Office Engineer/Inspector and part time Scheduler throughout the duration of this task order assignment. KSE attended a kick-off meeting with the contractor (Road-Con), conducted job progress meetings and performing construction management, inspection and schedule monitoring activities.

**CONSTRUCTION
Contract T-719A
(CTH/RWL)**

At the March 29, 2021 Commissioners Meeting, the Commission awarded Contract No. T-719A, Delaware Water Gap Toll Bridge Facility Westbound Toll Plaza Roadway and NJ Approach Repairs to Road-Con, Inc. of West Chester, PA for an amount not-to-exceed \$3,773,197.85. Road-Con was provided with Notice of Award/Limited Notice to proceed on March 30, 2021 and a full Notice-to-Proceed was given on April 22, 2021. A kick-off meeting was held with Road-Con on April 27, 2021. Road-Con has commenced construction. Completion of the project is expected in late fall 2021.

DELAWARE RIVER JOINT TOLL BRIDGE COMMISSION

**September 27, 2021
PROJECT STATUS REPORT**

CENTRAL AND SOUTHERN DISTRICT

PHASE 1 TOLL COLLECTION COUNTING FACILITIES

Preliminary, Final & Post Design Services
Task Order Assignment No. C-696B-1
(RJZ/RWL)

Utilizing the Commission standing Consulting Engineer Task Order Agreement with French & Parrello Associates (FPA), this Task Order Assignment is to obtain engineering preliminary, final, and post design services to support the Commission needs for Toll Counting facilities at I-78, Easton Philipsburg, and Delaware Water Gap Toll Bridge Facilities.

As a part of a fast track implementation plan, Kick-Off Meeting was conducted with FPA on October 20, 2016, at which time the Consultant provided pre-schematic design sketches to expedite Commission's input on the same. The Consultant collected Project related record documents after this meeting, conducted site visits on October 25th at all three locations. Schematic Design Submission was received on November 9th, 2016 and a submission review meeting was held on November 14th sharing the Commission's comments with the Consultant. Final Design Submission was received December 30, 2016 and a design submission review meeting was conducted on January 9, 2017 and revised documents were received January 19, 2017.

ELECTRONIC SURVEILLANCE / DETECTION SYSTEM

ESS MAINTENANCE CONTRACT
Contract No. DB-724A
(WMC/RWL)

Schneider Electric Building Americas, Inc. continued to provide maintenance services in support of the Electronic Surveillance / Detection System under the direction of the Commission's Public Safety and Bridge Security, who operates the system from the Primary Control Center located at the New Jersey State Police's Regional Operation and Information Center (ROIC) in West Trenton, New Jersey.

**ELECTRONIC TOLL COLLECTION
CUSTOMER SERVICE CENTER/VIOLATION PROCESSING CENTER PROJECT**

Contract No. DB-584
(CAS/RWL)

The New Jersey Turnpike Authority (NJTA), as the lead agency, is facilitating all meetings with the other agencies and Conduent to manage the implementation of outstanding system elements for the New Jersey E-ZPass Customer Service Center.

DELAWARE RIVER JOINT TOLL BRIDGE COMMISSION

**September 27, 2021
PROJECT STATUS REPORT**

At the request of the NJ E-ZPass CSC, TransCore prepared a revised interface control document (ICD) that limits transactions in the file exchanges between the toll lane system and the CSC to one day. In the unusual event the lane system has to transmit multiple days of transactions, each day will be included in their own file. The ICD was reviewed, comments were addressed and both TransCore and Conduent are proceeding with the implementation.

TRAFFIC COUNT PROGRAM UPGRADE

Contract No. DR-550A
(CAS/RWL)

A Purchase Order was issued to Signal Service, Inc., West Chester, PA for the traffic counters, server and additional materials. Signal Service is a member of the Pennsylvania Department of General Services COSTARS Program (Cooperative Purchasing Contract No. 4400012659). The COSTARS Program sets the pricing for the traffic counters, auxiliary equipment, and software to be purchased.

As the Commission expanded its wide area network (WAN) to the toll supported bridges, the traffic counters were all transitioned from the cellular modems to the WAN for the transmission of data. Commission staff is working with Signal Service to transition the counters for the free direction of the Toll Bridges from cellular modems to the WAN.

Commission Staff worked with Signal Service to adjust the traffic counter at the Scudder Falls Bridge with the construction project shifting traffic onto the downstream bridge.

**ELECTRONIC TOLL COLLECTION / TOLLING
TASK ORDER CONSULTANT**

ALL ELECTRONIC TOLLING STUDY UPDATE
Task Order Assignment No. C-728A-2
(CAS/RWL)

A task order assignment closeout modification was executed and this task order assignment is now closed.

**NEW HOPE-LAMBERTVILLE AND EASTON-PHILLIPSBURG TOLL BRIDGE SIGN
REPLACEMENT**

Task Order Assignment No. C-728A-5
(CAS/RWL)

A task order assignment was executed for RK&K to prepare plans and specification for the replacement of two (2) overhead roadway sign panels required as a result of the recent toll adjustment. One panel is located on the New Hope – Lambertville Toll Bridge and the other is

DELAWARE RIVER JOINT TOLL BRIDGE COMMISSION

September 27, 2021

PROJECT STATUS REPORT

located on the Easton – Phillipsburg Toll Bridge. Both signs are over the westbound travel lanes in advance of the toll plazas.

Preliminary plans, specifications and estimate were submitted and review comments were provided to RK&K. The plans and specifications are being prepared for a Job Order Contract implementation.

ELECTRONIC TOLL COLLECTION SYSTEM REPLACEMENT

DESIGN, BUILD AND MAINTAIN

Contract No. DB-540A

(CAS/RWL)

At the request of the NJ E-ZPass CSC, TransCore prepared a revised interface control document (ICD) that limits transactions in the file exchanges between the toll lane system and the CSC to one day. In the unusual event the lane system has to transmit multiple days of transactions, each day will be included in their own file. The ICD was reviewed, comments were addressed and both TransCore and Conduent are proceeding with the implementation.

TransCore is coordinating with Road-Con, Inc. for the replacement of the roadway loops located within each conventional toll plaza lane and the Open Road Tolling zone as these will need to be replaced during the Delaware Water Gap Toll Bridge pavement rehabilitation project. TransCore installed the roadway loops for toll lanes four and five, connected the loops to the lane controller, configured/tested the loops and finally opened the lane to traffic.

Commission Staff and TransCore meet monthly to review and discuss system operational and maintenance items. A weekly call also takes place to briefly review system maintenance items for the week.

JOB ORDER CONTRACTING SERVICES

JOB ORDER CONTRACTING PROGRAM MANAGER

Contract No. C-727A

(WMC/RWL)

Gordian Group’s activities included providing program management services in support of individual job orders.

DELAWARE RIVER JOINT TOLL BRIDGE COMMISSION

**September 27, 2021
PROJECT STATUS REPORT**

GENERAL ENGINEERING CONSULTANT 2015-2020 ANNUAL INSPECTIONS

**C-684A
(HDH/MEM)**

As the Commission's General Engineering Consultant (GEC), Van Cleef Engineering Associates, LLC, (formerly Cherry, Weber & Associates) (VCEA) is providing Annual Inspection Services for the Toll-Supported Bridges in 2016. VCEA was provided with Notice to Proceed on March 23, 2015. On November 21, 2016, the Commission, via Resolution 3090-11-16, extended VCEA's contract to perform GEC services and inspections in 2017 & 2018. On November 19, 2018, the Commission, via Resolution 4045-10-18, extended VCEA's contract to perform GEC services and inspections in 2019 & 2020, the second and final of two 2-year optional extensions in the original contract.

The Final Draft 2019 Annual Inspection Report has been finalized and is being submitted to the Commission for acceptance at the April 2020 Commission Meeting.

A kick-off meeting was held on February 26 for the 2020 Toll-Supported Bridge (TSB) Inspections at the I-78 Toll Bridge Maintenance Garage and attended by representatives from Central and South Regional Maintenance, the Deputy Director of Maintenance, Engineering, the Deputy Executive Director of Operations and VCEA.

Inspections were scheduled to begin in late March at multiple toll-supported bridges. Due to the COVID-19 pandemic, and following guidelines from PennDOT and NJDOT, the TSB inspections due in March were pushed back into April. Inspections are scheduled to start the week of April 6, 2020. Field inspections for the Toll Supported bridges were started the week of April 6, 2020, with priority given to the bridges with a March due date. To date bridge inspections have been completed. Three (3) March bridges will have NBI dates that were pushed back to April (CBS, RB, UBEM), due to the Covid-19 delays and the resulting 2-week delay at the beginning of the schedule. All other bridge dates (months) have been met.

The Facility Inspections, on July 14 (Southern Region), and July 15, 2020 (Central & Northern Region), have been completed. Due to Covid-19 related issues, inspections were performed from the exterior of the facilities, unless specific issues were identified prior to the inspection by Maintenance.

Sign Retro-reflectivity Assessment scheduled for the nights of October 13 and 14, 2020.

The Draft Maintenance Report was submitted via ftp on September 25, 2020. The Draft Annual Inspection Report was submitted on October 8, 2020. Draft Annual and Draft Maintenance Reports were reviewed and comments sent back to the GEC the end of December 2020.

The GEC has submitted an electronic copy of the final report on March 3, 2021 for final review. The report was accepted by the Commissioners at the March 2021 meeting.

DELAWARE RIVER JOINT TOLL BRIDGE COMMISSION

**September 27, 2021
PROJECT STATUS REPORT**

GENERAL ENGINEERING CONSULTANT 2021-2022 ANNUAL INSPECTIONS

**C-757A
(HDH/MEM)**

As the Commission's General Engineering Consultant (GEC), Pickering, Corts & Summerson (PCS) is providing Annual Inspection Services for the Toll Bridges in 2021, and Toll Supported bridges in 2022. PCS was provided with Limited NTP on February 23, 2021, and Notice to Proceed on April 12, 2021. A kick-off meeting was held virtually April 9, 2021 via Microsoft Teams, and attended by representatives from Operations in all three Regions; Engineering and PCS.

As of June 25, 2021 Interim inspections have been completed at the following Toll Supported Bridges: Riverton Belvedere, Centre Bridge Stockton, Lower Trenton, Calhoun Street, Washington Crossing, New Hope Lambertville, Uhlerstown Frenchtown, Riegelsville and Northampton Street. This completes all Interim Inspection work.

As of July 31, 2021 Regular inspections have been completed at the following Toll Bridges: Easton Phillipsburg Toll Bridge (Route 22), Broad Street Viaduct (approach structure to the EPTB), all approach structures at the PA side of the EPTB, I-78 Toll Bridges (East & Westbound), NJ and PA approach structures to the I-78 main river bridges, Delaware Water Gap toll Bridges (East & Westbound), the Portland-Columbia Toll bridge, NJ approach structures to the PCTB, Trenton-Morrisville, the NJ and PA approach structures to the TMTB, New Hope Lambertville, and approach structures to the NHLTB. In addition, sign structures and retaining walls associated with the TMTB, NHLTB, DWGTB, the EPTB, I-78TB, MMTB and the PCTB have been inspected.

Facility inspections and inspection of the Scudders Falls Bridge (WB) and its approach structures are scheduled for the first and second weeks of September.

UNDERWATER INSPECTION CENTRAL AND NORTHERN REGIONS 2021

**C-750A-2
(HDH/MEM)**

This project will provide underwater inspection services at all of the Commission's main river bridges in Central and Northern Regions. National bridge inspection standards (NBIS), require regular underwater inspections at intervals not to exceed 60 months. The Commission last performed underwater inspections on all of its bridges in 2016, with the exception of the Scudders Falls Toll bridge, located in the southern region, which will be an initial evaluation. The inspections for the Central and Northern regions were performed in August and September of 2016.

DELAWARE RIVER JOINT TOLL BRIDGE COMMISSION

September 27, 2021 PROJECT STATUS REPORT

WSP USA, Inc. (WSP) was provided with Notice to Proceed on May 4, 2021. On Wednesday, May 26, 2021, a Kick-Off meeting was held via Microsoft Teams with personnel from WSP and its subconsultant PCS. As of August 31, underwater inspection at Uhlerstown-Frenchtown, Upper Black Eddy, Riegelsville, I-78, Northampton Street and the Easton Philipsburg bridges have been completed.

DELAWARE RIVER JOINT TOLL BRIDGE COMMISSION

Meeting of September 27, 2021

OPERATIONS

The following Pages reflect the reports on those items assigned to the Operations Department. Each item is reported separately and page numbered accordingly.

DELAWARE RIVER JOINT TOLL BRIDGE COMMISSION
Meeting of September 27, 2021

OPERATIONS INDEX
FOR
PUBLIC SAFETY & BRIDGE SECURITY

SUBJECT	DESCRIPTION	PAGE NUMBER
Public Safety & Bridge Security	Status Reports Month of July/August 2021	1-42

DELAWARE RIVER JOINT TOLL BRIDGE COMMISSION
Meeting of September 27, 2021

PUBLIC SAFETY AND BRIDGE SECURITY
Month of July & August 2021

The below-listed items represent meetings, communications, tasks, and projects involving the Public Safety and Bridge Security Department (PSBS):

Radio System

- Public Safety and Bridge Security (PSBS) personnel alone, and in conjunction with the New Jersey State Police investigated various DRJTBC radio issues during the Month of July / August 2021.
- During the month of July / August, PSBS installed and programmed new radios for various new vehicles.
- During the month of July / August, the New Jersey State Police completed upgrades of the Stockton Radio Tower to enhance radio communications.
- PSBS personnel continue to work with the Regions and IT to update the Maximo radio inventory database.

Access Control System

- During the month of July / August 2021, the ACS database was audited and pictures were updated for employees and contractor cards.
- Various employee ACS rights were updated and/or changed at the request of supervisors.
- Various door alarms and ACS issues were investigated and addressed.

Public Safety & Bridge Security

- During the Month of July / August, PSBS continued to social distance the Primary & Secondary Control Center (PCC, SCC) staff by utilizing the SCC at NHL Toll Bridge.
- During the Month of July / August, PSBS continued to social distance staff by using the Upper Black Eddy-Milford (UBE) Toll Supported Bridge to house Central Region Assistant Coordinators and the Scudder Falls Toll Bridge for Southern Region Assistant Coordinators.
- During the Month of July / August, PSBS continued to update and implement the Alternate Work Procedures for the COVID-19 pandemic.
- During the Month of July / August, PSBS personnel continued work with Schneider Electric on various new capital projects such as Milford/Montague (M/M) camera upgrade, new PCC and proposed SCC enhancements.

DELAWARE RIVER JOINT TOLL BRIDGE COMMISSION
Meeting of September 27, 2021

PUBLIC SAFETY AND BRIDGE SECURITY
Month of July & August 2021

- PSBS personnel reviewed and purged the ESS video storage database that contains copies of videos requested by DRJTBC personnel and outside agencies.
- The PSBS PCC and SCC continues to operate 24/7 and detected, documented, and assisted the Regional bridges with various emergencies, traffic, and security related incidents.
- During the month of July / August, PSBS worked with HR on various internal investigations.
- During the Month of July / August, PSBS personnel worked with several police departments and DRJTBC personnel on various inquiries and investigations. As a result, PSBS personnel investigated (52) video requests. Please see the attached “ESS Request Video Report” for a summary of information on each request.
- During the Month of July / August, PSBS continued work with Signal Service Inc., to install an oversized vehicle detection laser system at Riverton-Belvidere (RB). The design for a similar system at the Lower Trenton (LT) Toll Supported Bridge is ongoing, as well as the installation of a traffic signal on the PA side of Centre Bridge-Stockton.
- During the Month of July / August, PSBS worked with Engineering and Signal Service to install lighted “Do Not Enter” signs at Trenton-Morrisville Route 1 North 29 exit ramp. Recently the Commission has experienced numerous wrong way drivers utilizing this ramp to gain access to RT.1.

Miscellaneous

- During the Month of July / August, PSBS Staff took delivery of the new patrol vehicle. PSBS staff along with TES staff provided familiarization training for Toll personnel in all regions.
- During the Month of July / August, PSBS Staff prepared the Capital and Operations Budget for 2022.
- During the Month of July / August, PSBS Staff provided on-boarding training for new PSBS employees.
- During the Month of July / August, PSBS Staff attended the Operations Meetings.
- During the month of July / August, PSBS attended an onsite meeting with Engineering and contractors for the I-78 Electronic Security and Surveillance (ESS) Power and

DELAWARE RIVER JOINT TOLL BRIDGE COMMISSION
Meeting of September 27, 2021

PUBLIC SAFETY AND BRIDGE SECURITY
Month of July & August 2021

Communication Infrastructure Design project which will do away with the current unreliable wireless camera system and replace it with a fiber backbone.

- During the month of July / August, PSBS continued to work with Engineering and the Executive Director for the construction of the Southern Operations & Maintenance Facilities – Primary Control Center Project and the Secondary Control Center Project.
- During July / August, PSBS Staff attended telephonic meetings with Motorola regarding the radio systems for the SCC, PCC, Computer Aided Dispatch System (CAD) and the Carousel integrated telephone system.
- During the month of July / August, PSBS personnel worked with Schneider Electric on the installation of a new generator at the (RB) Toll-Supported Bridge.



ESS Request Video

Report Run Date: 8/30/2021

Report Month: 7/29/2021- 8/30/2021

ID	Request Date	Request_Agency	Requestor	Location	Incident Type	DRJTBC Requestor
2894	7/29/21	New Jersey State Police	TPR. Aaron Yigdal #8690	Uhlerstown-French town	Commission Damage	Stephen Mongiovi
2895	7/31/21	DRJTBC	K. Raike	TM	Motor Vehicle Accident	Kevin Raike
2896	8/1/21	DRJTBC	Joseph Trinian	Uhlerstown-French town	Commission Damage	Joseph Trinian
2897	8/1/21	Morrisville PD	Bill Smith	Calhoun St.	Hit & Run MVA	Joseph Trinian
2898	8/2/21	DRJTBC	D Stites - PCC	Uhlerstown-French town	Motor Vehicle Accident	Denis Stites
2899	8/4/21	PSP Stroudsburg	Trooper Salvatore Corma	DWG	Theft	Matt Jones
2900	8/4/21	DRJTBC	Joseph Trinian	TM	Commission Damage	Joseph Trinian
2901	8/5/21	DRJTBC	Joseph Trinian	Lower Trenton	Motor Vehicle Accident	Joseph Trinian
2902	8/5/21	DRJTBC	Nicholas Knechel	Lower Trenton	Motor Vehicle Accident	Nicholas Knechel
2903	8/6/21	DRJTBC	Matt Skrebel	Northampton	Motor Vehicle Accident	Matt Skrebel
2904	8/6/21	DRJTBC	D Stites - PCC	I78	Motor Vehicle Accident	Denis Stites
2905	8/6/21	DRJTBC	D Stites - PCC	I78	Motor Vehicle Accident	Denis Stites
2906	8/6/21	DRJTBC	Steve Mongiovi	Lower Trenton	Motor Vehicle Accident	Stephen Mongiovi
2907	8/7/21	Drjtbc	M. Wahl	TM	Motor Vehicle Accident	Michael Wahl
2908	8/7/21	DRJTBC	D Stites - PCC	Calhoun St.	Motor Vehicle Accident	Denis Stites
2909	8/7/21	New Jersey State Police	TPR. Brian Prisk #8345	TM	Motor Vehicle Accident	Denis Stites
2910	8/7/21	DRJTBC	Steve Mongiovi	Riverton-Belvidere	Hit & Run MVA	Stephen Mongiovi
2911	8/8/21	Dept of Conservation&Natural Resources	Ofc Christa Sandoval	Riegelsville	Police Chase	Kevin Clark
2912	8/9/21	DRJTBC	Nicholas Knechel	EP	Motor Vehicle Accident	Nicholas Knechel
2913	8/10/21	DRJTBC	Nicholas Knechel	Uhlerstown-French town	Motor Vehicle Accident	Nicholas Knechel
2914	8/10/21	DRJTBC	Nicholas Knechel	Scudder Falls	Motor Vehicle Accident	Nicholas Knechel
2915	8/11/21	DRJTBC	D Stites - PCC	EP	Motor Vehicle Accident	Denis Stites
2916	8/11/21	DRJTBC	Matt Skrebel	TM	Motor Vehicle Accident	Matt Skrebel



ESS Request Video

Report Run Date: 8/30/2021

Report Month: 7/29/2021- 8/30/2021

ID	Request Date	Request_Agency	Requestor	Location	Incident Type	DRJTBC Requestor
2917	8/12/21	DRJTBC	Matt Skrebel	Scudder Falls	Internal Investigation	Matt Skrebel
2918	8/12/21	DRJTBC	D Stites - PCC	DWG	Motor Vehicle Accident	Denis Stites
2919	8/13/21	DRJTBC	Steve Mongiovi	TM	Motor Vehicle Accident	Stephen Mongiovi
2920	8/13/21	Morrisville PD	Officer Areias	Calhoun St.	Other	Matt Jones
2921	8/14/21	DRJTBC	Nicholas Knechel	DWG	Motor Vehicle Accident	Nicholas Knechel
2922	8/14/21	DRJTBC	Nicholas Knechel	Calhoun St.	Motor Vehicle Accident	Nicholas Knechel
2923	8/18/21	Drijtbc	M. Wahl	EP	Motor Vehicle Accident	Michael Wahl
2924	8/18/21	Drijtbc	M. Wahl	DWG	Motor Vehicle Accident	Michael Wahl
2925	8/18/21	DRJTBC	Matt Skrebel	EP	Motor Vehicle Accident	Matt Skrebel
2926	8/19/21	DRJTBC	Nicholas Knechel	TM	Motor Vehicle Accident	Nicholas Knechel
2927	8/19/21	DRJTBC	Nicholas Knechel	TM	Other	Nicholas Knechel
2928	8/19/21	DRJTBC	Matt Skrebel	NHL-TS	Motor Vehicle Accident	Matt Skrebel
2929	8/19/21	DRJTBC	Nicholas Knechel	TM	Motor Vehicle Accident	Nicholas Knechel
2930	8/20/21	Lambertville PD	Sgt Anthony Memlo	NHL-TS	Police Investigation	Kevin Clark
2931	8/20/21	DRJTBC	Steve Mongiovi	DWG	Motor Vehicle Accident	Stephen Mongiovi
2932	8/21/21	DRJTBC	Steve Mongiovi	Lower Trenton	Other	Stephen Mongiovi
2933	8/21/21	Drijtbc	M. Wahl	Centre Bridge-Stockton	Bridge Jumper	Michael Wahl
2934	8/21/21	Drijtbc	M. Wahl	Centre Bridge-Stockton	Bridge Jumper	Michael Wahl
2935	8/22/21	Drijtbc	M. Wahl	TM	Other	Michael Wahl
2936	8/23/21	DRJTBC	Matt Hartigan	TM	Other	Matt Skrebel
2937	8/24/21	DRJTBC	Joseph Trinian	Washington Crossing	Motor Vehicle Accident	Joseph Trinian
2938	8/25/21	DRJTBC	Steve Mongiovi	I78	Motor Vehicle Accident	Stephen Mongiovi
2939	8/26/21		A. León	TM	Police Chase	Ariel Leon



ESS Request Video

Report Run Date: 8/30/2021

Report Month: 7/29/2021- 8/30/2021

ID	Request Date	Request_Agency	Requestor	Location	Incident Type	DRJTBC Requestor
2940	8/26/21	Trenton PD	Detective D 'Ambrosio	Lower Trenton	Police Investigation	
2941	8/26/21	DRJTBC	Steve Mongiovi	Scudder Falls	Motor Vehicle Accident	Stephen Mongiovi
2943	8/27/21	DRJTBC	Nicholas Knechel	Washington Crossing	Motor Vehicle Accident	Nicholas Knechel
2944	8/27/21	DRJTBC	Nicholas Knechel	TM	Motor Vehicle Accident	Nicholas Knechel
2945	8/28/21	NJSP	Det. Thomas Martin	TM	Homicide	Kevin Raike
2946	8/28/21	NJSP	Det. Thomas Martin	Calhoun St.	Homicide	Matt Jones
Total for Month:			52			

JULY 2021

Bridges	N/R Accidents		Traffic Accidents		Motorist Assists		Other	
	NJ	PA	NJ	PA	NJ	PA	NJ	PA
Milford-Montague 40		0		0		0		0
Delaware Water Gap 41		1		1		1		0
Portland Pedestrian 42		0		0		0		0
Portland – Columbia 43		0		0		0		0
Riverton – Belvidere 44		0		0		0		0
Rt 22 EP 45		1		0		0		0
Northampton St 46		0		1		0		0
I-78 47		3		2		9		0
Riegelsville 48		1		0		0		0
Upper Black Eddy Milford 49		0		0		0		0
Uhlerstown Frenchtown 50		0		0		0		0
Lumberville Raven Rock 51		0		0		0		0
Centre Bridge Stockton 52		0		0		0		0
New Hope Lambertville Toll 53		0		0		0		0
New Hope Lambertville 54		0		0		0		0
Washington Crossing 55		0		0		0		0
Scudder Falls 56		0		0		0		0
Calhoun St 57		0		1		0		0
Lower Trenton 58		1		0		0		0
Morrisville Trenton 59		0		3		2		0

	Citations	Warnings	Security Checks
New Jersey State Police			
Pennsylvania State Police	87	6	837

August 2021

Bridges	N/R Accidents		Traffic Accidents		Motorist Assists		Other	
	NJ	PA	NJ	PA	NJ	PA	NJ	PA
Milford- Montague 40		0		0		0		0
Delaware Water Gap 41		1		1		0		0
Portland Pedestrian 42		0		0		0		0
Portland – Columbia 43		0		0		0		0
Riverton – Belvidere 44		0		0		0		0
Rt 22 EP 45		0		0		0		0
Northampton St 46		1		0		0		0
I-78 47		2		2		0		0
Riegelsville 48		0		0		0		0
Upper Black Eddy Milford 49		0		0		0		0
Uhlerstown Frenchtown 50		0		1		0		0
Lumberville Raven Rock 51		0		0		0		0
Centre Bridge Stockton 52		0		0		0		0
New Hope Lambertville Toll 53		0		0		0		0
New Hope Lambertville 54		0		0		0		0
Washington Crossing 55		1		0		0		0
Scudder Falls 56		0		0		0		0
Calhoun St 57		1		0		0		0
Lower Trenton 58		0		0		0		0
Morrisville Trenton 59		1		2		0		0

	Citations	Warnings	Security Checks
New Jersey State Police			
Pennsylvania State Police	80	6	856

July 2021 Overweight Crossings-Central Region

7/31/2020

Bridge	Total Turnarounds	Total Overweights	Total Manned	Total Unmanned	NJSP Response	Summons Issued	Warnings Issued	PSP Response	Citations Issued	Warnings Issued2	Local Police Response	No Response Requested
Riverton-Belvidere	122	1	1	0	0	0	0	1	0	1	0	0
Northampton St.	582	2	2	0	1	1	0	1	0	1	0	0
Riegelsville	202	1	1	1	1	1	0	0	0	0	0	0
Uhlerstown - Frenchtown	90	2	0	1	2	2	0	0	0	0	0	0
July Totals	996	6	4	2	4	4	0	2	0	2	0	0
Bridge	Total Turnarounds	Total Overweights	Total Manned	Total Unmanned	NJSP Response	Summons Issued	Warnings Issued	PSP Response	Citations Issued	Warnings Issued	Local Police Response	No Response Requested
Riverton-Belvidere	596	20	6	14	13	8	7	3	1	2	0	3
Northampton St.	3550	20	20	0	13	9	4	6	2	4	0	1
Riegelsville	1065	4	4	1	3	1	1	1	1	0	0	0
Uhlerstown - Frenchtown	437	10	1	8	9	7	2	1	1	0	0	0
Year to Date Totals	5648	54	31	23	38	25	14	11	5	6	0	4

July 2021 Overweight Crossings-Southern Region

7/31/2021

Bridge	Total Turnarounds	Total Overweights	Total Manned	Total Unmanned	NJSP Response	Summons Issued	Warnings Issued	PSP Response	Citations Issued	Warnings Issued2	Local Police Response	No Response Requested
Lower Trenton	202	2	0	2	1	0	1	1	0	1	0	0
Calhoun Street	125	1	1	0	0	0	0	1	0	1	0	0
Washington Crossing	142	5	3	2	2	1	1	2	2	0	0	1
New Hope	121	2	2	0	0	0	0	2	0	2	0	0
Lambertville	81	4	0	4	4	0	4	0	0	0	0	0
Centre Bridge												
Stockton												
July Totals	671	14	6	8	7	1	6	6	2	4	0	1

Bridge	Total Turnarounds	Total Overweights	Total Manned	Total Unmanned	NJSP Response	Summons Issued	Warnings Issued	PSP Response	Citations Issued	Warnings Issued	Local Police Response	No Response Requested
Lower Trenton	630	251	0	251	4	1	3	247	105	142	0	0
Calhoun Street	582	17	11	6	6	4	2	11	4	7	0	0
Washington Crossing	995	18	7	11	12	9	3	5	4	1	0	1
New Hope	616	9	9	0	2	1	1	7	3	4	0	0
Lambertville	524	39	1	38	38	29	9	0	0	0	0	1
Centre Bridge												
Stockton												
Year to Date Totals	3347	334	28	306	62	44	18	270	116	154	0	2

August 2021 Overweight Crossings-Central Region

8/31/2021

Bridge	Total Turnarounds	Total Overweights	Total Manned	Total Unmanned	NJSP Response	Summons Issued	Warnings Issued	PSP Response	Citations Issued	Warnings Issued2	Local Police Response	No Response Requested
Riverton-Belvidere	87	3	0	3	3	2	1	0	0	0	0	0
Northampton St.	655	3	5	0	3	1	2	2	0	2	0	0
Riegelsville	178	0	0	0	0	0	0	0	0	0	0	0
Uhlerstown-Frenchtown	71	1	0	1	1	1	0	0	0	0	0	0
August Totals	991	7	5	4	7	4	3	2	0	2	0	0
Bridge	Total Turnarounds	Total Overweights	Total Manned	Total Unmanned	NJSP Response	Summons Issued	Warnings Issued	PSP Response	Citations Issued	Warnings Issued	Local Police Response	No Response Requested
Riverton-Belvidere	683	23	6	17	16	10	8	3	1	2	0	3
Northampton St.	4205	23	25	0	16	10	6	8	2	6	0	1
Riegelsville	1243	4	4	1	3	1	1	1	1	0	0	0
Uhlerstown-Frenchtown	508	11	1	9	10	8	2	1	1	0	0	0
Year to Date Totals	6639	61	36	27	45	29	17	13	5	8	0	4

August 2021 Overweight Crossings-Southern Region

8/31/2021

Bridge	Total Turnarounds	Total Overweights	Total Manned	Total Unmanned	NJSP Response	Summons Issued	Warnings Issued	PSP Response	Citations Issued	Warnings Issued2	Local Police Response	No Response Requested
Lower Trenton	209	7	0	7	3	1	2	4	3	1	0	0
Calhoun Street	92	3	3	0	0	0	0	3	1	2	0	0
Washington Crossing	207	3	2	1	1	0	1	2	0	2	0	0
New Hope Lambertville	102	0	0	0	0	0	0	0	0	0	0	0
Centre Bridge Stockton	87	8	0	8	8	6	2	0	0	0	0	0
August Totals	697	21	5	16	12	7	5	9	4	5	0	0
Bridge	Total Turnarounds	Total Overweights	Total Manned	Total Unmanned	NJSP Response	Summons Issued	Warnings Issued	PSP Response	Citations Issued	Warnings Issued	Local Police Response	No Response Requested
Lower Trenton	839	258	0	258	7	2	5	251	108	143	0	0
Calhoun Street	674	20	14	6	6	4	2	14	5	9	0	0
Washington Crossing	1202	21	9	12	13	9	4	7	4	3	0	1
New Hope Lambertville	718	9	9	0	2	1	1	7	3	4	0	0
Centre Bridge Stockton	611	47	1	46	46	35	11	0	0	0	0	1
Year to Date Totals	4044	355	33	322	74	51	23	279	120	159	0	2

SR/CR July 2021 YTD Overweight Turnarounds/Crossings Report

Southern Region Bridge	Total Turnarounds	NJ Side Turnarounds	PA Side Turnarounds	Total Overweights
Lower Trenton	202	195	7	2
Calhoun Street	125	56	69	1
Washington Crossing	142	135	7	5
New Hope Lambertville	121	106	15	2
Centre Bridge Stockton	81	76	5	4
YTD SR Totals	671	568	103	14
Central Region Bridge	Total Turnarounds	NJ Side Turnarounds	PA Side Turnarounds	Total Overweights
Riverton-Belvidere	122	112	10	1
Northampton St.	582	520	62	2
Riegelsville	202	145	57	1
Uhlerstown - Frenchtown	90	80	10	2
YTD CR Totals	996	857	139	6
Southern/Central Region Bridges	Total Turnarounds	Total Turnarounds NJ Side	Total Turnarounds PA Side	Total Overweights
January YTD SR/CR Totals	8959	7635	1322	392

SR/CR August 2021 YTD Overweight Turnarounds/Crossings Report

Southern Region Bridge	Total Turnarounds	NJ Side Turnarounds	PA Side Turnarounds	Total Overweights
Lower Trenton	209	205	4	7
Calhoun Street	92	55	37	3
Washington Crossing	207	192	15	3
New Hope Lambertville	102	79	23	0
Centre Bridge Stockton	87	75	12	8
YTD SR Totals	697	606	91	21
Central Region Bridge	Total Turnarounds	NJ Side Turnarounds	PA Side Turnarounds	Total Overweights
Riverton-Belvidere	89	86	3	3
Northampton St.	689	608	81	3
Riegelsville	187	120	67	0
Uhlerstown - Frenchtown	77	74	3	1
YTD CR Totals	1042	888	154	7
Southern/Central Region Bridges	Total Turnarounds	Total Turnarounds NJ Side	Total Turnarounds PA Side	Total Overweights
August YTD SR/CR Totals	10,698	9129	1567	420

DELAWARE RIVER JOINT TOLL BRIDGE COMMISSION

MONTHLY ACTIVITY SERVICES RENDERED REPORT

BRIDGE Riverton-Belvidere

MONTH July

YEAR 2021

ACTIVITY/SERVICE	WEEK OF 3-Jul	WEEK OF 10-Jul	WEEK OF 17-Jul	WEEK OF 24-Jul	WEEK OF 31-Jul	TOTAL
Hours Worked	168	168	168	168	168	840
Patrols	84	84	82	84	84	418
Overweight Crossings	0	1	0	1	0	2
Overweights Refused	25	23	28	29	17	122
Pass Through	7	2	5	2	3	19
Disabled Vehicles	0	0	0	0	0	0
Accidents	0	0	0	0	0	0
State / Local Police Requested	12	6	6	7	5	36
Fire Dept. Requested	0	0	0	0	0	0
EMS/ First Aid Requests	0	0	0	0	0	0
Traffic Control	11	14	12	7	6	50
Jumpers/Code 100	0	0	0	0	0	0
Public Interactions	58	43	51	55	53	260
Bicycle Warnings	2	0	51	1	1	55
Equipment Check	14	12	15	15	15	71

NOTES:

--

DELAWARE RIVER JOINT TOLL BRIDGE COMMISSION

MONTHLY ACTIVITY SERVICES RENDERED REPORT

BRIDGE Northampton Street

MONTH July

YEAR 2021

ACTIVITY/SERVICE	WEEK OF 3-Jul	WEEK OF 10-Jul	WEEK OF 17-Jul	WEEK OF 24-Jul	WEEK OF 31-Jul	TOTAL
Hours Worked	336	336	336	336	336	1680
Patrols	168	168	166	168	168	838
Overweight Crossings	1	0	0	1	0	2
Overweights Refused	127	114	130	129	82	582
Pass Through	0	0	1	0	0	1
Disabled Vehicles	0	0	0	0	0	0
Accidents	0	1	1	1	0	3
State / Local Police Requested	2	2	1	1	1	7
Fire Dept. Requested	0	0	0	0	0	0
EMS/ First Aid Requests	0	0	0	0	0	0
Traffic Control	31	22	37	40	32	162
Jumpers/Code 100	0	0	0	0	0	0
Public Interactions	186	205	194	170	163	918
Bicycle Warnings	27	18	32	12	15	104
Equipment Check	30	30	30	30	30	150

NOTES:

--

DELAWARE RIVER JOINT TOLL BRIDGE COMMISSION

MONTHLY ACTIVITY SERVICES RENDERED REPORT

BRIDGE Riegelsville

MONTH July

YEAR 2021

ACTIVITY/SERVICE	WEEK OF 3-Jul	WEEK OF 10-Jul	WEEK OF 17-Jul	WEEK OF 24-Jul	WEEK OF 31-Jul	TOTAL
Hours Worked	336	336	336	336	336	1680
Patrols	84	157	164	168	168	741
Overweight Crossings	1	0	0	1	0	2
Overweights Refused	34	31	47	41	49	202
Pass Through	4	0	4	3	4	15
Disabled Vehicles	0	0	0	0	0	0
Accidents	0	0	0	0	0	0
State / Local Police Requested	1	2	0	1	0	4
Fire Dept. Requested	0	0	0	0	0	0
EMS/ First Aid Requests	0	0	0	0	0	0
Traffic Control	18	7	7	14	11	57
Jumpers/Code 100	0	0	0	0	0	0
Public Interactions	77	75	91	78	75	396
Bicycle Warnings	5	4	7	4	5	25
Equipment Check	30	30	30	30	30	150

NOTES:

--

DELAWARE RIVER JOINT TOLL BRIDGE COMMISSION

MONTHLY ACTIVITY SERVICES RENDERED REPORT

BRIDGE Upper Black Eddy-Milford

MONTH July

YEAR 2021

ACTIVITY/SERVICE	WEEK OF 3-Jul	WEEK OF 10-Jul	WEEK OF 17-Jul	WEEK OF 24-Jul	WEEK OF 31-Jul	TOTAL
Hours Worked	16	0	0	0	0	16
Patrols	8	0	0	0	0	8
Overweight Crossings	0	0	0	0	0	0
Overweights Refused	0	0	0	0	0	0
Pass Through	0	0	0	0	0	0
Disabled Vehicles	0	0	0	0	0	0
Accidents	0	0	0	0	0	0
State / Local Police Requested	0	0	0	0	0	0
Fire Dept. Requested	0	0	0	0	0	0
EMS/ First Aid Requests	0	0	0	0	0	0
Traffic Control	0	0	0	0	0	0
Jumpers/Code 100	0	0	0	0	0	0
Public Interactions	6	0	0	0	0	6
Bicycle Warnings	0	0	0	0	0	0
Equipment Check	2	0	0	0	0	2

NOTES:

--

DELAWARE RIVER JOINT TOLL BRIDGE COMMISSION

MONTHLY ACTIVITY SERVICES RENDERED REPORT

BRIDGE Uhlerstown-Frenchtown

MONTH July

YEAR 2021

ACTIVITY/SERVICE	WEEK OF 3-Jul	WEEK OF 10-Jul	WEEK OF 17-Jul	WEEK OF 24-Jul	WEEK OF 31-Jul	TOTAL
Hours Worked	48	99	32	40	20	239
Patrols	24	49	16	20	10	119
Overweight Crossings	0	1	0	1	0	2
Overweights Refused	22	18	20	20	10	90
Pass Through	15	18	4	4	2	43
Disabled Vehicles	0	0	0	0	0	0
Accidents	0	0	0	0	0	0
State / Local Police Requested	0	1	0	1	0	2
Fire Dept. Requested	0	0	0	0	0	0
EMS/ First Aid Requests	0	0	0	0	0	0
Traffic Control	3	5	0	0	0	8
Jumpers/Code 100	0	0	0	0	0	0
Public Interactions	32	62	14	11	4	123
Bicycle Warnings	16	11	3	1	1	32
Equipment Check	4	6	6	4	3	23

NOTES:

--

DELAWARE RIVER JOINT TOLL BRIDGE COMMISSION

MONTHLY ACTIVITY SERVICES RENDERED REPORT

BRIDGE Portland-Columbia Pedestrian

MONTH July

YEAR 2021

ACTIVITY/SERVICE	WEEK OF 3-Jul	WEEK OF 10-Jul	WEEK OF 17-Jul	WEEK OF 24-Jul	WEEK OF 31-Jul	TOTAL
Hours Worked	0	0	0	0	0	0
Patrols	14	14	14	15	14	71
Overweight Crossings	0	0	0	0	0	0
Overweights Refused	0	0	0	0	0	0
Pass Through	0	0	0	0	0	0
Disabled Vehicles	0	0	0	0	0	0
Accidents	0	0	0	0	0	0
State / Local Police Requested	0	0	0	0	0	0
Fire Dept. Requested	0	0	0	0	0	0
EMS/ First Aid Requests	0	0	0	0	0	0
Traffic Control	0	0	0	0	0	0
Jumpers/Code 100	0	0	0	0	0	0
Public Interactions	0	0	10	0	0	10
Bicycle Warnings	0	0	1	0	0	1
Equipment Check	0	0	0	0	0	0

NOTES:

--

DELAWARE RIVER JOINT TOLL BRIDGE COMMISSION

MONTHLY ACTIVITY SERVICES RENDERED REPORT

BRIDGE Riverton-Belvidere

MONTH August

YEAR 2021

ACTIVITY/SERVICE	WEEK OF 7-Aug	WEEK OF 14-Aug	WEEK OF 21-Aug	WEEK OF 28-Aug	TOTAL
Hours Worked	168	168	168	168	672
Patrols	84	84	81	76	325
Overweight Crossings	0	1	1	1	3
Overweights Refused	11	28	24	26	89
Pass Through	1	5	7	8	21
Disabled Vehicles	0	0	0	0	0
Accidents	2	0	0	0	2
State / Local Police Requested	6	13	13	10	42
Fire Dept. Requested	0	0	0	0	0
EMS/ First Aid Requests	0	0	0	0	0
Traffic Control	10	13	18	17	58
Jumpers/Code 100	0		0	0	0
Public Interactions	56	50	72	48	226
Bicycle Warnings	1	4	0	12	17
Equipment Check	15	14	13	15	57

NOTES:

--

DELAWARE RIVER JOINT TOLL BRIDGE COMMISSION

MONTHLY ACTIVITY SERVICES RENDERED REPORT

BRIDGE Northampton Street

MONTH August

YEAR 2021

ACTIVITY/SERVICE	WEEK OF 7-Aug	WEEK OF 14-Aug	WEEK OF 21-Aug	WEEK OF 28-Aug	TOTAL
Hours Worked	336	336	336	336	1344
Patrols	169	167	162	161	659
Overweight Crossings	2	1	1	1	5
Overweights Refused	175	167	166	181	689
Pass Through	2	0	0	0	2
Disabled Vehicles	0	2	0	0	2
Accidents	1	2	0	0	3
State / Local Police Requested	1	2	1	1	5
Fire Dept. Requested	0	0	0	0	0
EMS/ First Aid Requests	1	0	0	0	1
Traffic Control	21	23	39	30	113
Jumpers/Code 100	7	0	0	0	7
Public Interactions	162	199	104	133	598
Bicycle Warnings	30	19	14	24	87
Equipment Check	23	28	26	20	97

NOTES:

--

DELAWARE RIVER JOINT TOLL BRIDGE COMMISSION

MONTHLY ACTIVITY SERVICES RENDERED REPORT

BRIDGE Riegelsville

MONTH August

YEAR 2021

ACTIVITY/SERVICE	WEEK OF 7-Aug	WEEK OF 14-Aug	WEEK OF 21-Aug	WEEK OF 28-Aug	TOTAL
Hours Worked	336	336	336	336	1344
Patrols	152	159	159	161	631
Overweight Crossings	0	0	0	0	0
Overweights Refused	48	44	48	47	187
Pass Through	0	2	2	0	4
Disabled Vehicles	0	0	0	0	0
Accidents	0	0	0	0	0
State / Local Police Requested	0	0	1	0	1
Fire Dept. Requested	0	0	0	0	0
EMS/ First Aid Requests	0	0	0	0	0
Traffic Control	0	6	5	5	16
Jumpers/Code 100	0	0	0	0	0
Public Interactions	63	82	60	0	205
Bicycle Warnings	5	1	6	1	13
Equipment Check	22	20	21	21	84

NOTES:

--

DELAWARE RIVER JOINT TOLL BRIDGE COMMISSION

MONTHLY ACTIVITY SERVICES RENDERED REPORT

BRIDGE Upper Black Eddy-Milford

MONTH August

YEAR 2021

ACTIVITY/SERVICE	WEEK OF 7-Aug	WEEK OF 14-Aug	WEEK OF 21-Aug	WEEK OF 28-Aug	TOTAL
Hours Worked	0	12	0	0	12
Patrols	0	6	0	0	6
Overweight Crossings	0	0	0	0	0
Overweights Refused	0	0	0	0	0
Pass Through	0	0	0	0	0
Disabled Vehicles	0	0	0	0	0
Accidents	0	0	0	0	0
State / Local Police Requested	0	0	0	0	0
Fire Dept. Requested	0	0	0	0	0
EMS/ First Aid Requests	0	0	0	0	0
Traffic Control	0	0	0	0	0
Jumpers/Code 100	0	0	0	0	0
Public Interactions	0	0	0	0	0
Bicycle Warnings	0	0	0	0	0
Equipment Check	0	0	0	0	0

NOTES:

--

DELAWARE RIVER JOINT TOLL BRIDGE COMMISSION

MONTHLY ACTIVITY SERVICES RENDERED REPORT

BRIDGE Uhlerstown-Frenchtown

MONTH August

YEAR 2021

ACTIVITY/SERVICE	WEEK OF 7-Aug	WEEK OF 14-Aug	WEEK OF 21-Aug	WEEK OF 28-Aug	TOTAL
Hours Worked	64	16	12	8	100
Patrols	31	8	6	4	49
Overweight Crossings		1	0	0	1
Overweights Refused	34	14	14	15	77
Pass Through	10	6	3	4	23
Disabled Vehicles	0	0	0	0	0
Accidents	1	1	0	0	2
State / Local Police Requested	3	1	0	0	4
Fire Dept. Requested	0	0	0	0	0
EMS/ First Aid Requests	0	0	0	0	0
Traffic Control	3	3	4	0	10
Jumpers/Code 100	0	0	0	0	0
Public Interactions	20	4	0	6	30
Bicycle Warnings	2	0	2	0	4
Equipment Check	6	2	1	1	10

NOTES:

--

DELAWARE RIVER JOINT TOLL BRIDGE COMMISSION

MONTHLY ACTIVITY SERVICES RENDERED REPORT

BRIDGE Portland-Columbia Pedestrian

MONTH August

YEAR 2021

ACTIVITY/SERVICE	WEEK OF 7-Aug	WEEK OF 14-Aug	WEEK OF 21-Aug	WEEK OF 28-Aug	TOTAL
Hours Worked	0	0	0	0	0
Patrols	12	14	12	12	50
Overweight Crossings	0	0	0	0	0
Overweights Refused	0	0	0	0	0
Pass Through	0	0	0	0	0
Disabled Vehicles	0	0	0	0	0
Accidents	0	0	0	0	0
State / Local Police Requested	0	0	0	0	0
Fire Dept. Requested	0	0	0	0	0
EMS/ First Aid Requests	0	0	0	0	0
Traffic Control	0	0	0	0	0
Jumpers/Code 100	0	0	0	0	0
Public Interactions	0	0	0	0	0
Bicycle Warnings	0	0	0	0	0
Equipment Check	0	0	0	0	0

NOTES:

--

DELAWARE RIVER JOINT TOLL BRIDGE COMMISSION

MONTHLY ACTIVITY SERVICES RENDERED REPORT

BRIDGE Centre-Bridge Stockton

MONTH July

YEAR 2021

ACTIVITY/SERVICE	WEEK OF 10-Jul	WEEK OF 17-Jul	WEEK OF 24-Jul	WEEK OF 31-Jul	TOTAL
Hours Worked	252	112	100	52	516
Patrols	118	52	49	26	245
Overweight Crossings	4	0	0	0	4
Overweights Refused	22	19	22	18	81
Pass Through	15	10	11	0	36
Disabled Vehicles	0	0	0	0	0
Accidents	0	0	0	0	0
Police Requests	4	1	0	0	5
Fire Dept. Requests	0	0	0	0	0
EMS / First Aid Requests	0	0	0	0	0
Traffic Control	25	4	19	18	66
Jumpers / Code 100	0	0	0	0	0
Public Interactions	200	48	58	0	306
Bicycle Warnings	59	16	6	0	81
Other	0	0	0	0	0

NOTES:

DELAWARE RIVER JOINT TOLL BRIDGE COMMISSION

MONTHLY ACTIVITY SERVICES RENDERED REPORT

BRIDGE New Hope - Lambertville

MONTH July

YEAR 2021

ACTIVITY/SERVICE	WEEK OF 10-Jul	WEEK OF 17-Jul	WEEK OF 24-Jul	WEEK OF 31-Jul	TOTAL
Hours Worked	672	336	336	144	1488
Patrols	262	143	145	72	622
Overweight Crossings	1	1	0	0	2
Overweights Refused	33	42	33	12	120
Pass Through	1	4	0	0	5
Disabled Vehicles	0	0	0	0	0
Accidents	0	0	0	0	0
Police Requests	2	6	0	0	8
Fire Dept. Requests	0	1	0	0	1
EMS / First Aid Requests	0	1	0	0	1
Traffic Control	10	34	27	0	71
Jumpers / Code 100	0	0	0	0	0
Public Interactions	768	400	514	0	1682
Bicycle Warnings	63	33	46	0	142
Other	0	0	0	0	0

NOTES:

DELAWARE RIVER JOINT TOLL BRIDGE COMMISSION

MONTHLY ACTIVITY SERVICES RENDERED REPORT

BRIDGE Washington Crossing

MONTH July

YEAR 2021

ACTIVITY/SERVICE	WEEK OF 10-Jul	WEEK OF 17-Jul	WEEK OF 24-Jul	WEEK OF 31-Jul	TOTAL
Hours Worked	336	168	168	72	744
Patrols	150	71	67	36	324
Overweight Crossings	1	1	1	2	5
Overweights Refused	52	42	33	15	142
Pass Through	15	8	8	0	31
Disabled Vehicles	0	0	0	0	0
Accidents	0	0	1	0	1
Police Requests	1	1	1	0	3
Fire Dept. Requests	0	0	0	0	0
EMS / First Aid Requests	0	0	0	0	0
Traffic Control	20	44	36	0	100
Jumpers / Code 100	0	0	0	0	0
Public Interactions	203	139	152	0	494
Bicycle Warnings	23	11	6	0	40
Other	0	0	0	0	0

NOTES:

DELAWARE RIVER JOINT TOLL BRIDGE COMMISSION

MONTHLY ACTIVITY SERVICES RENDERED REPORT

BRIDGE Calhoun Street

MONTH July

YEAR 2021

ACTIVITY/SERVICE	WEEK OF 10-Jul	WEEK OF 17-Jul	WEEK OF 24-Jul	WEEK OF 31-Jul	TOTAL
Hours Worked	240	332	324	144	1040
Patrols	120	140	125	72	457
Overweight Crossings	0	1	0	0	1
Overweights Refused	44	29	36	16	125
Pass Through	0	4	2	0	6
Disabled Vehicles	1	0	0	0	1
Accidents	0	0	0	0	0
Police Requests	2	2	0	0	4
Fire Dept. Requests	0	0	0	0	0
EMS / First Aid Requests	0	1	0	0	1
Traffic Control	5	6	0	0	11
Jumpers / Code 100	0	0	0	0	0
Public Interactions	142	59	87	0	288
Bicycle Warnings	7	0	1	0	8
Other	0	0	0	0	0

NOTES:

DELAWARE RIVER JOINT TOLL BRIDGE COMMISSION

MONTHLY ACTIVITY SERVICES RENDERED REPORT

BRIDGE Lower Trenton

MONTH July

YEAR 2021

ACTIVITY/SERVICE	WEEK OF 10-Jul	WEEK OF 17-Jul	WEEK OF 24-Jul	WEEK OF 31-Jul	TOTAL
Hours Worked	124	80	40	36	280
Patrols	4	0	4	4	12
Overweight Crossings	0	1	1	0	2
Overweights Refused	68	18	39	77	202
Pass Through	8	0	3	0	11
Disabled Vehicles	0	0	0	0	0
Accidents	0	0	0	0	0
Police Requests	0	1	0	0	1
Fire Dept. Requests	0	0	0	0	0
EMS / First Aid Requests	1	0	0	0	1
Traffic Control	0	0	0	0	0
Jumpers / Code 100	0	0	0	0	0
Public Interactions	12	0	6	0	18
Bicycle Warnings	3	0	3	0	6
Other	0	0	0	0	0

NOTES:

DELAWARE RIVER JOINT TOLL BRIDGE COMMISSION

MONTHLY ACTIVITY SERVICES RENDERED REPORT

BRIDGE Lumberville - Raven Rock

MONTH July

YEAR 2021

ACTIVITY/SERVICE	WEEK OF 10-Jul	WEEK OF 17-Jul	WEEK OF 24-Jul	WEEK OF 31-Jul	TOTAL
Hours Worked	0	0	0	0	0
Patrols	15	11	14	7	47
Overweight Crossings	0	0	0	0	0
Overweights Refused	0	0	0	0	0
Pass Through	0	0	0	0	0
Disabled Vehicles	0	0	0	0	0
Accidents	0	0	0	0	0
Police Requests	0	0	0	0	0
Fire Dept. Requests	0	0	0	0	0
EMS / First Aid Requests	0	0	0	0	0
Traffic Control	0	0	0	0	0
Jumpers / Code 100	0	0	0	0	0
Public Interactions	0	0	0	0	0
Bicycle Warnings	0	0	0	0	0
Other	0	0	0	0	0

NOTES:

DELAWARE RIVER JOINT TOLL BRIDGE COMMISSION

MONTHLY ACTIVITY SERVICES RENDERED REPORT

BRIDGE Centre-Bridge Stockton

MONTH August

YEAR 2021

ACTIVITY/SERVICE	WEEK OF 7-Aug	WEEK OF 14-Aug	WEEK OF 21-Aug	WEEK OF 31-Aug	TOTAL
Hours Worked	84	132	112	180	508
Patrols	38	62	51	54	205
Overweight Crossings	2	2	3	1	8
Overweights Refused	24	21	11	31	87
Pass Through	4	8	10	12	34
Disabled Vehicles	0	0	0	0	0
Accidents	0	1	0	0	1
Police Requests	0	4	3	2	9
Fire Dept. Requests	0	1	0	1	2
EMS / First Aid Requests	0	1		1	2
Traffic Control	20	30	13	30	93
Jumpers / Code 100	0	0	1	0	1
Public Interactions	63	137	64	64	328
Bicycle Warnings	19	8	23	2	52
Other	0	0	0	0	0

NOTES:

DELAWARE RIVER JOINT TOLL BRIDGE COMMISSION

MONTHLY ACTIVITY SERVICES RENDERED REPORT

BRIDGE New Hope - Lambertville

MONTH August

YEAR 2021

ACTIVITY/SERVICE	WEEK OF 7-Aug	WEEK OF 14-Aug	WEEK OF 21-Aug	WEEK OF 31-Aug	TOTAL
Hours Worked	336	336	336	480	1488
Patrols	128	122	127	130	507
Overweight Crossings	0	0	0	0	0
Overweights Refused	26	24	24	27	101
Pass Through	2	3	6	3	14
Disabled Vehicles	0	0	0	0	0
Accidents	0	0	1	0	1
Police Requests	0	0	1	0	1
Fire Dept. Requests	0	0	0	0	0
EMS / First Aid Requests	0	0	1	0	1
Traffic Control	15	16	20	17	68
Jumpers / Code 100	0	0	0	0	0
Public Interactions	510	568	500	285	1863
Bicycle Warnings	28	35	44	26	133
Other	0	0	0	0	0

NOTES:

DELAWARE RIVER JOINT TOLL BRIDGE COMMISSION

MONTHLY ACTIVITY SERVICES RENDERED REPORT

BRIDGE Washington Crossing

MONTH August

YEAR 2021

ACTIVITY/SERVICE	WEEK OF 7-Aug	WEEK OF 14-Aug	WEEK OF 21-Aug	WEEK OF 31-Aug	TOTAL
Hours Worked	168	168	168	240	744
Patrols	72	68	79	73	292
Overweight Crossings	1	1	0	1	3
Overweights Refused	46	42	64	55	207
Pass Through	3	13	6	10	32
Disabled Vehicles	0	0	0	0	0
Accidents	1	0	0	2	3
Police Requests	3	0	0	2	5
Fire Dept. Requests	0	0	0	0	0
EMS / First Aid Requests	0	0	0	0	0
Traffic Control	37	38	48	35	158
Jumpers / Code 100	0	0	0	0	0
Public Interactions	141	120	163	170	594
Bicycle Warnings	3	9	17	22	51
Other	0	0	0	0	0

NOTES:

DELAWARE RIVER JOINT TOLL BRIDGE COMMISSION

MONTHLY ACTIVITY SERVICES RENDERED REPORT

BRIDGE Calhoun Street

MONTH August

YEAR 2021

ACTIVITY/SERVICE	WEEK OF 7-Aug	WEEK OF 14-Aug	WEEK OF 21-Aug	WEEK OF 31-Aug	TOTAL
Hours Worked	320	336	312	472	1440
Patrols	134	131	130	117	512
Overweight Crossings	0	1	1	1	3
Overweights Refused	11	39	25	20	95
Pass Through	1	0	1	1	3
Disabled Vehicles	0	0	0	0	0
Accidents	1	0	0	0	1
Police Requests	1	0	0	0	1
Fire Dept. Requests	0	0	0	0	0
EMS / First Aid Requests	0	0	0	0	0
Traffic Control	4	8	1	0	13
Jumpers / Code 100	0	0	0	0	0
Public Interactions	107	108	28	48	291
Bicycle Warnings	7	8	1	1	17
Other	0	0	0	0	0

NOTES:

DELAWARE RIVER JOINT TOLL BRIDGE COMMISSION

MONTHLY ACTIVITY SERVICES RENDERED REPORT

BRIDGE Lower Trenton

MONTH August

YEAR 2021

ACTIVITY/SERVICE	WEEK OF 7-Aug	WEEK OF 14-Aug	WEEK OF 21-Aug	WEEK OF 31-Aug	TOTAL
Hours Worked	52	84	40	124	300
Patrols	2	12	20	10	44
Overweight Crossings	1	2	2	2	7
Overweights Refused	18	61	85	45	209
Pass Through	1	4	9	5	19
Disabled Vehicles	2	0	0	0	2
Accidents	1	2	1	1	5
Police Requests	1	2	4	0	7
Fire Dept. Requests	0	0	0	0	0
EMS / First Aid Requests	0	0	1	0	1
Traffic Control	20	1	2	0	23
Jumpers / Code 100	0	0	0	0	0
Public Interactions	12	4	24	10	50
Bicycle Warnings	0	1	23	5	29
Other	0	0	0	0	0

NOTES:

DELAWARE RIVER JOINT TOLL BRIDGE COMMISSION

MONTHLY ACTIVITY SERVICES RENDERED REPORT

BRIDGE Lumberville - Raven Rock

MONTH August

YEAR 2021

ACTIVITY/SERVICE	WEEK OF 7-Aug	WEEK OF 14-Aug	WEEK OF 21-Aug	WEEK OF 31-Aug	TOTAL
Hours Worked					0
Patrols					0
Overweight Crossings					0
Overweights Refused					0
Pass Through					0
Disabled Vehicles					0
Accidents					0
Police Requests					0
Fire Dept. Requests					0
EMS / First Aid Requests					0
Traffic Control					0
Jumpers / Code 100					0
Public Interactions					0
Bicycle Warnings					0
Other					0

NOTES:

AC Monthly Activity Report

July 2021

Location	Bridge Checks	Overweights	Accidents	Jumpers	Disabled Vehicles	Medical Emergencies
Lower Trenton	112	2	1	0	0	1
Calhoun Street	139	1	1	0	0	0
Scudder Falls	296	0	2	0	10	1
Washington Crossing	86	5	0	0	0	0
New Hope Lambertville	62	2	0	0	0	0
Centre Bridge Stockton	54	4	0	0	0	1
Lumberville RavenRock	47	0	0	1	0	1
Uhlersown Frenchtown	65	2	0	0	0	0
Upper Black Eddy Milford	77	0	0	0	0	0
Riegelsville	132	1	0	0	0	0
Northampton St.	188	2	1	0	0	0
Riverton Belvidere	92	1	0	0	0	0
Portland Columbia	41	0	0	0	0	0
Totals	1391	20	5	1	10	4

Yearly Totals

Location	Bridge Checks	Overweights	Accidents	Jumpers	Disabled Vehicles	Medical Emergencies
Lower Trenton	833	251	5	1	7	1
Calhoun Street	972	91	11	0	10	2
Scudder Falls	2292	0	18	0	77	1
Washington Crossing	593	18	5	0	0	1
New Hope Lambertville	565	9	2	0	1	0
Centre Bridge Stockton	448	38	1	0	0	1
Lumberville RavenRock	294	0	0	1	0	1

Location	Bridge Checks	Overweights	Accidents	Jumpers	Disabled Vehicles	Medical Emergencies
Uhlersown Frenchtown	622	9	1	0	1	0
Upper Black Eddy Milford	734	0	1	0	0	1
Riegelsville	1009	5	0	0	0	0
Northampton St.	1427	22	7	1	0	3
Riverton Belvidere	670	20	2	0	0	0
Portland Columbia	313	0	1	0	0	0
Totals	10772	463	54	3	96	11

AC Monthly Activity Report

August 2021

Location	Bridge Checks	Overweights	Accidents	Jumpers	Disabled Vehicles	Medical Emergencies
Lower Trenton	121	7	5	0	2	1
Calhoun Street	151	3	5	0	2	0
Scudder Falls	334	0	10	0	14	0
Washington Crossing	114	3	5	0	1	0
New Hope	104	0	1	0	1	0
Lambertville Centre Bridge	89	8	1	1	0	0
Stockton	51	0	0	0	0	0
Lumberville RavenRock	68	1	2	0	0	0
Uhlersown Frenchtown	76	0	0	0	0	0
Upper Black Eddy Milford	76	0	0	0	0	0
Riegelsville	162	3	1	0	0	0
Northampton St.	85	3	1	0	0	0
Riverton Belvidere	37	0	0	0	0	0
Portland Columbia	1468	28	31	1	20	1

Yearly Totals

Location	Bridge Checks	Overweights	Accidents	Jumpers	Disabled Vehicles	Medical Emergencies
Lower Trenton	954	258	10	1	9	2
Calhoun Street	1123	94	16	0	12	2
Scudder Falls	2626	0	28	0	91	1
Washington Crossing	707	21	10	0	1	1
New Hope	669	9	3	0	2	0
Lambertville Centre Bridge	537	46	2	1	0	1
Stockton	345	0	0	1	0	1
Lumberville RavenRock						

Location	Bridge Checks	Overweights	Accidents	Jumpers	Disabled Vehicles	Medical Emergencies
Uhlersown Frenchtown	690	10	3	0	1	0
Upper Black Eddy Milford	810	0	1	0	0	1
Riegelsville	1085	5	0	0	0	0
Northampton St.	1589	25	8	1	0	3
Riverton Belvidere	755	23	3	0	0	0
Portland Columbia	350	0	1	0	0	0
Totals	12240	491	85	4	116	12

DELAWARE RIVER JOINT TOLL BRIDGE COMMISSION

Meeting of September 27, 2021

Operations Report Index

Maintenance and Toll Operations

SUBJECT	DESCRIPTION	PAGE NUMBER
Maintenance and Toll	Status report Month of July/August 2021	1-10

DELAWARE RIVER JOINT TOLL BRIDGE COMMISSION
Meeting of September 27, 2021

MAINTENANCE AND TOLL OPERATIONS
MONTH OF JULY/AUGUST 2021

- Participated in T-719A, Delaware Water Gap Toll Bridge Facility Westbound Toll Plaza Roadway and NJ Approach Repairs, Bi-weekly Schedule & Progress Meeting.
- Participated in weekly conference call with Toll Lieutenants to discuss Part Time Toll Collectors, Covid-19 Updates, Trenton Morrisville and Delaware Water Gap projects.
- Participated in monthly Toll Sergeant's meetings to discuss DWG approach project, Part Time Toll Collectors, Tour Funds, ADP, and Scheduling.
- Participated in conference call with Regional Maintenance Supervisors to discuss PPE, GEC Inspections and Maintenance Projects.
- Participated in Operations Department Teams meeting to discuss items of interest from Toll, Maintenance, PSBS and Training departments.
- Participated in Teams meeting with Operations staff to discuss storm preparations for Hurricane Ida.
- Senior Director prepared and submitted 2022 next year budget entries into Munis system and forwarded budget increase forms to Accounting department.
- Senior Director reviewed Use of Facilities requests and forwarded Certificates of Insurance to Insurance Department for review and approval.
- Senior Director reviewed and approved HVAC preventative maintenance inspections at Scudders Falls Administration, 1799 House and AET buildings.
- Senior Director provided Personal Protective Equipment (PPE) gloves, masks, etc. usage report to the First Senior Director of Operations and COVID-19 task force.
- Senior Director prepared monthly Maintenance and Toll reports for the September 2021 staff agenda meeting.

DELAWARE RIVER JOINT TOLL BRIDGE COMMISSION
Meeting of September 27, 2021

- Senior Director prepared and forwarded report of Use of Commission Facilities for the month of July/August 2021 to the First Senior Director of Operations.

Maintenance Operations

- Director of Maintenance moderated weekly conference call with Regional Maintenance Supervisors to discuss ongoing projects and vehicle and equipment repair updates.
- Director of Maintenance prepared and submitted 2022 next year budget entries into Munis system and forwarded budget increase forms to Accounting department.
- Director of Maintenance provided Senior Director with monthly reports of activities completed for the month of July/August from Regional Maintenance Supervisors.
- Trenton Morrisville maintenance crews removed all equipment and cleared parking lot in preparation for renovation project.
- Trenton Morrisville maintenance crews continued landscaping project at Scudders Falls Administration Building.
- Trenton Morrisville maintenance crews continue regular cleaning of Southern Region Toll Supported Bridge shelters and Scudder Falls Administration building.
- Trenton Morrisville maintenance crews relocated office of Maintenance Director and Toll Lieutenant in preparation of the renovation project.
- New Hope Maintenance crews removed graffiti from pier number one at New Hope Lambertville Toll Bridge.
- New Hope maintenance crews removed cables for GEC inspection from New Hope Toll Supported Bridge.
- New Hope Maintenance crews repaired and filled potholes on Route 202 North and Southbound roadways.
- New Hope maintenance crews assisted Trenton Morrisville crews with removing equipment in preparation on Trenton Morrisville renovation project.
- I-78 Maintenance crews continued landscape Capital Project by installing shrubs, perennial flowers in various locations in the Welcome center area.

DELAWARE RIVER JOINT TOLL BRIDGE COMMISSION
Meeting of September 27, 2021

- I-78 Maintenance crews continue regular cleaning of the I-78 Toll Administration Building and Maintenance Garage buildings.
- I-78 Maintenance crews painted Toll Booths in lane four, three and two on I-78 Toll Plaza.
- I-78 maintenance crews filled potholes along North and Southbound roadways on Route I-78.
- Easton Phillipsburg Maintenance crews greased all bearings on Central Region Toll Supported Bridges.
- Easton Phillipsburg Maintenance crews cleaned debris from all scuppers from Route 22 Toll Bridge.
- Easton Phillipsburg Maintenance crews repaired attenuator in lane five at the Easton Phillipsburg Toll Bridge. after motor vehicle accident.
- Easton Phillipsburg maintenance crews removed damaged attenuator at the Frenchtown Toll Supported Bridge.
- Easton Phillipsburg maintenance crews installed outlets on shelter to assist Town of Frenchtown with upcoming event.
- Portland-Columbia Maintenance crews cleaned deck joints and drains on Portland Columbia Toll Bridge in preparation for upcoming storm.
- Portland-Columbia maintenance crews continue regular cleaning of all areas of the Portland Columbia facility.
- Portland-Columbia maintenance crews removed debris from pier of Portland pedestrian bridge.
- Portland-Columbia maintenance crews repaired streetlights ramp D and Portland pedestrian bridge.
- Delaware Water Gap Maintenance crews cut and removed concrete walkway and made repairs.
- Delaware Water Gap maintenance crews installed updated toll booth fare signs on DWG toll plaza.
- Delaware Water Gap maintenance crews fabricated aluminum 35" x 14" x 14" box for Electronic Security Surveillance department.

DELAWARE RIVER JOINT TOLL BRIDGE COMMISSION
Meeting of September 27, 2021

- Delaware Water Gap maintenance crews repaired concrete barrier that was damaged on bridge walkway.
- Delaware Water Gap maintenance crews assisted Transcore with lane closures and to make repairs to EZ pass equipment.
- Delaware Water Gap maintenance crews made repairs to washed out riverbank area under Delaware Water Gap Toll Bridge.
- Milford-Montague maintenance crews began work on Stone cap replacement project on MM Toll Plaza.
- Milford-Montague maintenance crews checked all drains and preparation for upcoming storm.
- Milford-Montague maintenance crews continue regular cleaning of the Milford-Montague facility.
- Milford-Montague maintenance crews trimmed overgrown shrubs to allow ESS camera to have better view.
-
- Milford-Montague maintenance crews prepared list for vehicle and equipment 2022 Capital budget.

Toll Operations

- Director of Tolls prepared and submitted 2022 next year budget entries into Munis system and forwarded budget increase forms to Accounting department.
- Director of Tolls participated in Delaware Water Gap roadway approach bi-weekly progress meeting.
- Director of Tolls prepared and forwarded weekly toll cash deposits and cash transaction reports.
- Director of Tolls provided weekly report on daily cash pickups by armored car service.
- Director held monthly Sergeants conference call meeting to provide updates and discuss.
 - DWG Project
 - TM Project
 - Staffing

DELAWARE RIVER JOINT TOLL BRIDGE COMMISSION
Meeting of September 27, 2021

- Part Time Toll Collectors
- Safety
- ADP

- Director of Toll and Deputy Director of Toll continue to conduct interviews for Part-Time Toll Collectors, schedule onboarding and training.
- Director of Tolls held weekly Toll Lieutenants conference call meeting.
- Director of Toll and Deputy Director of Toll continue to review monthly Toll Collector variance reports and report any discrepancies.
- Director of Toll participated in Transcore weekly conference calls to discuss toll system issues and updates.

Fleet Department

Vehicle & Equipment Status

- The eight F-250 Patrol Vehicles are still being built by up fitter. The first completed vehicle is scheduled for delivery by the first week of August.
- The four Mack chassis at Trius are on schedule for end of July/ August completion.
- Twenty-four vehicle order in final review phase with senior management for approval to proceed.
- Milford Montague facility received two John Deere 970R mowers replacing existing equipment.
- Tom Pucci from Royal Truck gave an onsite demo of their TMA4 Truck. All RMS's in attendance.
- Cone/ Crash Truck on Mack Chassis approved for procurement for I-78 Facility.
- Quotes obtained from Chapman for 2022 Explorers and Edges.
- Vehicle &Equipment requests for the 2022 Capital Budget have all been submitted.

Vehicle & Equipment Repairs

- DWG - 2012 F-250 repaired in house.
- MM - 2004 Ford F250 DRMS truck exhaust manifold and rear seal repaired.
- NHL - 2016 Mack repair to be performed at Trans Edge Mack.
- I78 - Ordered parts to rebuild small mower in house.
- EP - Grounds truck repair/ rebuild approved and in process.

DELAWARE RIVER JOINT TOLL BRIDGE COMMISSION
Meeting of September 27, 2021

Other Items

- Vehicle recalls received and forwarded to RMS to complete.
- Added new vehicles and equipment to Fleet insurance as needed.
- Supplied accounting with new asset spread sheets.
- Added assets into Maximo.

Southern Region**LeVar Talley, Director of Maintenance****Richard Taitt Deputy Director of Maintenance****Larry Dubin, Regional Maintenance Supervisor, Trenton-Morrisville****Charles Slack, Regional Maintenance Supervisor, New Hope-Lambertville****Trenton-Morriville Toll Bridge**

Task	JAN	FEB	MAR	APR	MAY	JUN	JUL	AUG	SEP	OCT	NOV	DEC	Total Man-hours
Bridge Maintenance	48	16	16	8	60	120	152	0					420
Bldg./Facilities Maintenance	1,574	1,008	1,888	1,280	1,555	1,723	1,866	2,050					12,944
Grounds Maintenance	216	8	272	456	928	984	776	796					4,436
Road Maintenance	88	40	242	360	48	80	88	144					1,090
Snow/Ice Maintenance	280	883	136	0	0	0	0	0					1,299
Vehicle Maintenance	328	244	324	244	208	256	296	272					2,172
Miscellaneous	120	72	80	24	72	74	16	132					590
Total Man-hours	2,654	2,271	2,958	2,372	2,871	3,237	3,194	3,394	0	0	0	0	22,951

New Hope-Lambertville Toll Bridge

Task	JAN	FEB	MAR	APR	MAY	JUN	JUL	AUG	SEP	OCT	NOV	DEC	Total Man-hours
Bridge Maintenance	200	8	184	352	256	296	384	304					1,984
Bldg./Facilities Maintenance	408	506	832	568	416	692	540	626					4,588
Grounds Maintenance	304	64	320	448	768	814	740	875					4,333
Road Maintenance	248	32	336	160	16	80	216	208					1,296
Snow/Ice Maintenance	430	1,749	48	48	0	0	0	40					2,315
Vehicle Maintenance	328	120	272	240	256	280	220	332					2,048
Miscellaneous	352	80	264	104	48	72	56	80					1,056
Total Man-hours	2,270	2,559	2,256	1,920	1,760	2,234	2,156	2,465	0	0	0	0	17,620

Central Region**LeVar Talley, Director of Maintenance****Richard Taitt Deputy Director of Maintenance****Robert Varju, Regional Maintenance Supervisor, I-78****Nat Amato, Regional Maintenance Supervisor, Easton-Phillipsburg****Easton-Phillipsburg Toll Bridge**

Task	JAN	FEB	MAR	APR	MAY	JUN	JUL	AUG	SEP	OCT	NOV	DEC	Total Man-hours
Bridge Maintenance	336	192	520	552	696	648	616	536					4,096
Bldg./Facilities Maintenance	808	440	960	744	504	560	480	512					5,008
Grounds Maintenance	128	24	328	392	624	784	704	624					3,608
Road Maintenance	24	24	216	160	96	96	184	312					1,112
Snow/Ice Maintenance	176	896	24	0	0	0	0	8					1,104
Vehicle Maintenance	280	136	424	264	224	256	272	328					2,184
Miscellaneous	96	72	88	88	112	120	96	120					792
Total Man-hours	1,848	1,784	2,560	2,200	2,256	2,464	2,352	2,440	0	0	0	0	17,904

I-78 Toll Bridge

Task	JAN	FEB	MAR	APR	MAY	JUN	JUL	AUG	SEP	OCT	NOV	DEC	Total Man-hours
Bridge Maintenance	0	0	0	56	48	96	0	0					200
Bldg./Facilities Maintenance	986	656	1020	760	748	920	748	956					6,794
Grounds Maintenance	308	0	496	548	776	744	552	704					4,128
Road Maintenance	48	48	204	80	40	80	256	48					804
Snow/Ice Maintenance	256	1,344	24	40	0	0	0	0					1,664
Vehicle Maintenance	208	120	342	264	240	212	160	224					1,770
Miscellaneous	182	0	152	64	48	24	0	96					566
Total Man-hours	1,988	2,168	2,238	1,812	1,900	2,076	1,716	2,028	0	0	0	0	15,926

Northern Region**LeVar Talley, Director of Maintenance****Richard Taitt Deputy Director of Maintenance****James Gower, Regional Maintenance Supervisor****Matt Meeker, Regional Maintenance Supervisor - Milford-Montague****Portland-Columbia Toll Bridge**

Task	JAN	FEB	MAR	APR	MAY	JUN	JUL	AUG	SEP	OCT	NOV	DEC	Total Man-hours
Bridge Maintenance	0	64	0	0	104	58	8	0					234
Bldg./Facilities Maintenance	445	488	508	394	278	348	256	354					3,071
Grounds Maintenance	90	46	176	386	328	558	404	548					2,536
Road Maintenance	6	0	126	172	228	60	48	159					799
Snow/Ice Maintenance	248	1,118	32	0	0	0	0	10					1,408
Vehicle Maintenance	91	142	272	192	32	148	80	201					1,158
Miscellaneous	32	42	0	52	0	70	24	50					270
Total Man-hours	912	1,900	1,114	1,196	970	1,242	820	1,322	0	0	0	0	9,476

Delaware Water Gap Toll Bridge

Task	JAN	FEB	MAR	APR	MAY	JUN	JUL	AUG	SEP	OCT	NOV	DEC	Total Man-hours
Bridge Maintenance	0	0	16	8	184	8	264	80					560
Bldg./Facilities Maintenance	1,094	608	1,012	958	608	776	796	720					6,572
Grounds Maintenance	216	168	280	344	352	283	424	576					2,643
Road Maintenance	0	8	198	88	136	120	120	72					742
Snow/Ice Maintenance	180	677	62	24	0	0	0	0					943
Vehicle Maintenance	232	132	376	176	248	248	200	260					1,872
Miscellaneous	8	37	64	41	80	72	148	350					800
Total Man-hours	1,730	1630	2,008	1,639	1,608	1,507	1,952	2,058	0	0	0	0	14,132

Milford-Montague Toll Bridge

Task	JAN	FEB	MAR	APR	MAY	JUN	JUL	AUG	SEP	OCT	NOV	DEC	Total Man-hours
Bridge Maintenance	0	0	0	0	80	32	64	0					176
Bldg./Facilities Maintenance	509	432	584	581	488	552	520	600					4,266
Grounds Maintenance	0	0	16	168	112	104	120	128					648
Road Maintenance	0	0	16	16	32	56	24	48					192
Snow/Ice Maintenance	24	224	8	0	0	0	0	0					256
Vehicle Maintenance	96	48	208	104	80	120	104	88					848
Miscellaneous	24	0	16	0	32	0	0	8					80
Total Man-hours	653	704	848	869	824	864	832	872	0	0	0	0	6,466

DELAWARE RIVER JOINT TOLL BRIDGE COMMISSION

Meeting of September 27, 2021

USE OF FACILITIES REQUEST REPORT

MONTH OF JULY/AUGUST 2021

SUBJECT	DESCRIPTION	PAGE NUMBER
Use of Facilities	Use of Facilities Request-Month of July/August 2021	1

DELAWARE RIVER JOINT TOLL BRIDGE COMMISSION

Meeting of September 27, 2021

PROPERTY REPORT

Use of Commission Facilities

Facility	Organization	Date/Time	Description of Use
New Hope Toll Bridge	SKODA Contracting (City of Lambertville)	January 27, 2021 through July 30, 2021	Laydown equipment during natural gas upgrade project in City of Lambertville.
Northampton St. Toll Supported Bridge	Lebanese Church	July 26, 2021 through August 10, 2021	Lebanese Heritage Festival Banner
NHL Parking in route 202 lot.	New Hope Solebury Community Association	August 14, 2021 and August 15, 2021	Special Event parking in route 202 lot.
New Hope Lambertville Toll Supported Bridge	Riverside Symphonia	August 16, 2021 through August 31, 2021	NHL Riverside Symphonia - Banner
New Hope Lambertville storage yard	Earle Asphalt Co.	August 30, 2021 through November 2, 2021	Earle Asphalt Co. - Equipment Storage (Watermain Replacement Project)

DELAWARE RIVER JOINT TOLL BRIDGE COMMISSION
Meeting of September 27, 2021

OPERATIONS INDEX
FOR
TRAINING AND EMPLOYEE SAFETY

SUBJECT	DESCRIPTION	PAGE NUMBER
Training & Employee Safety	Status Reports Month of July 2021	1 of 11

DELAWARE RIVER JOINT TOLL BRIDGE COMMISSION

TRAINING AND EMPLOYEE SAFETY DEPARTMENT MONTH OF JULY 2021

The below-listed items represent meetings, communications, tasks, and accomplishments of the Training and Employee Safety Department:

The Training & Employee Safety (TES) Department instructed and/or facilitated (12) virtual and/or in-person training sessions for (315) commission employees during the month of July. The following training topics were covered during the month of July.

- Adobe Captivate 2019-Beyond the Essentials
- How to Successfully Make the Transition to Supervisor
- CPR/AED/First Aid-Hunterdon Healthcare (2)
- Flagger Certification
- PT Toll Collector Orientation
- Harassment & Discrimination Prevention
- Covid-19 Preparedness
- Microsoft Outlook 2016 Part 1
- Insects & Scorpions: Bees, Wasps & Hornets: Toolbox Talks (TBT)
- Flammable Liquids: (TBT)
- Hydration: The Importance of Water: (TBT)
- Knowing What to do in an Emergency: (TBT)

The Training & Employee Safety (TES) Department launched its New DRJTBC Learning Platform (Litmos) on May 25th. Listed are the training classes that employees completed in July that cover various subjects which are documented in LITMOS. These training records and subjects are available upon completion in LITMOS. There were (52) **training courses taken by** (77) commission employees.

- Learner Welcome Course (A Guide to the DRJTBC Learning Platform) (67)
- A Motivators Tool Kit (2)
- A New Way to Train Employees (1)
- Advanced Spelling-Suffixes and Capitalization (2)
- Advanced Use of the Comma (1)
- Agenda Setting (1)
- Alcohol and Drug Awareness for Managers (1)
- Armed Robbery Survival Skills (5)
- Applying Management Styles in Organization (5)
- Barriers to Communication Success Part 1 (1)
- Applying Management Styles in Organization (5)
- Barriers to Communication Success Part 1 (1)
- Basic Use of the Comma (1)

- Be Active (1)
- Become an Effective Leader Part 2 (1)
- Cloud Computing (1)
- Communication and Channels (1)
- Communication and Ethics (1)
- Communication and Social Skills-Giving Feedback (1)
- Communication and Social Skills-Receiving Feedback (1)
- Communication and Social Skills-Resolving Conflict (1)
- Communication Barriers (1)
- Communication Channels (1)
- Communication Skills All Managers Must Master 2019 (1)
- Communication Styles and Emotional Intelligence (1)
- Conducting Effective Meetings (1)
- Conflict Management (1)
- Consequences for Careless Social Media Use in the Workplace (2)
- Constructive Feedback (1)
- Correct Word Usage (1)
- Creative Problem Solving (1)
- CPR basics for Everyone-Adult and Child (2)
- Culture Series-Be the Change (For Non-Managers) (1)
- **Culture Series Ding What's Right** (2)
- Culture Series-Owning Up (2)
- Culture Series-Setting an Example (For Managers) (2)
- Culture Series-Setting an Example (For Non- Managers) (2)
- Culture Series-Speaking Up (2)
- Culture Series-Standing Up (2)
- Culture Series-Start the Change (For Managers) (2)
- Culture Series-Valuing Diversity (2)
- Customer Loyalty (1)
- Customer Service Success (1)
- Cyber Security-How to Stay Safe Online 2.0 (1)
- Dealing with Stressful People (1)
- Driver Safety Awareness (1)
- Equality and Diversity in the Workplace (1)
- First Aid-Bleeding (1)
- First Aid-Primary Survey (1)
- First Aid-Secondary Survey (1)
- First Aid-Primary Survey (1)
- How Perceptions and Expectations Affect Motivation (1)
- Leading A Diverse Workplace, Part 1 (1)
- Sexual Harassment Prevention 3.0 (1)
- Win-Win Negotiations for Conflict Resolution (1)

Training/SAP Litmos (Learning Management System)

- Attended Professional Development Management/Leadership Part 1
- Facilitated CPR/AED/First Aid In Person Training in various locations
- Trained New Hires PT Toll Collectors Harassment and PPE
- Sessions created for courses/modules for instructor led training classes
- Facilitated weekly TEAMS calls for TES Department for updates and assignments
- Facilitated Flagger Training Classes in various locations
- Uploaded existing training power Points: Leadership, Active Shooter and Bridge Monitor De-Escalation
- **Attended ‘Beyond the Essentials’ Adobe Captivate**
- **Attended “How to Successfully Transition to Supervisor” Skill Path**
- **Scheduled Toll Corporals for “How to Successfully Transition to Supervisor”**
- Facilitated (4) Microsoft-TEAMS Video based Toolbox Talks

Administrative -

- Conducted weekly TES meetings via Microsoft-Teams
- Assigned work from home duties for TES Coordinators/Assist. Coordinators
- Monitored/Approved ADP timekeeping for TES Staff
- Uploaded all New Certifications for Staff
- Assisted DRJTBC Employees as needed with LMS
- Coordinated calls with LITMOS Support as needed
- Reviewed LMS entries to ensure all data was accurately entered
- Ordered departmental supplies
- Ran weekly report on any new employee updates imported from ADP
- Renewal of Star 12 membership in SkillPath
- Submitted/Processed Invoices for various training classes
- Purchased additional coupons from New Horizons Computer Classes
- Scheduled Staff for New Horizon Training Classes: Microsoft Outlook, Access, Adobe Illustrator and Photo Shop
- Completed New Harassment Prevention Training Power Point utilizing TES In Person Presentations
- Uploaded New Harassment Prevention Training Power Point on TES Drive
- Scheduled the Workplace Safety Committee Meeting for August
- Facilitated the July Monthly WPSC Meeting
- Disseminated Monthly Communication for Managers Newsletter
- Created new TES Calendar for contact tracing, training and time-off for staff
- Attended scheduled COVID-19 Task Force Meetings
- Prepared/Submitted the Monthly Operations Report for TES
- Scheduled Maintenance Staff for TCC Refreshers Course in July

- Finalized/Scheduled dates for Flagger Certification Training w/PSATS for August
- Scheduled Maintenance for TCC Refresher course in October
- Facilitated Flagger Certification Classes in various locations
- Assigned Flagger to appropriate Teams in Litmos
- Scheduled Advanced Adobe Captivate Training for TES personnel via (New Horizons)
- Researched Memberships for Diversity and Inclusion Professionals
- Scheduled CPR/AED/First Aid for Toll Personnel
- Printed and Laminated CPR Cards for Distribution to Staff
- Obtained Detailed List from PSBS/PCC of Classes and Certifications used to Create Courses and Learning Paths
- Obtained detailed lists from PCC: Certifications for titles within Department

State Police/Liaison Collaboration

- Reviewed/Processed NJSP/PSP invoices in SharePoint (MOU/Overtime details)
- Reviewed/Approved State Police invoices
- Assigned PSP/NJSP personnel for DRJTBC Traffic Details@78 and DWG
- Standard Request Form developed for State Trooper Assistance created
- Obtained accident reports from NJSP/PSP Liaisons as requested by HR
- Developed a Trooper Assistance Request Form for Informational purposes for Details
- Background Checks for Numerous New Hires

Employee Safety

- Reviewed and approved upcoming safety topics and presentations
- Recorded and uploaded Toolbox Talks presentations to MS Teams
- Approved Toolbox Talks (TBT) videos to be uploaded to MS Teams for virtual training
- Researched and reviewed Safety Talks Internet platforms
- Prepared and uploaded informational handouts/attendance sheets to MS Teams
- Uploaded training records for staff for all courses completed
- Facilitated projects for Workplace Safety Committee (WPSC)
- Prepared for Monthly WPSC Meeting
- Facilitated WPSC Meeting, Reviewed Old Business and Discussed New Business
- Inventoried all AED units (including toll supported bridges)
- Inventoried/Replenished First Aid Kits as needed (All Regions)
- Inspected Fire Safety Equipment (Live Fire/Electric) for training
- Coordinated with PMA Insurance/Noah Henry on adding and training new WPSC Members

TES MONTHLY TRAINING REPORT - JULY 2021

Date	Class Name	Business Unit	Employee
Total # of ILT Courses: 12		Total # of Instructor Led Training (ILT) Classes: 11	
		Total # Trained in ILT: 315	
7/1-7/2/2021			# Trained for Day: 1
	Adobe Captivate 2019 - Beyond The Essentials		# in Class: 1
		OPERATIONS	James Cavallo
7/6/2021			# Trained for Day: 1
	How to Successfully Make the Transition to Supervisor - SkillPath		# in Class: 1
		OPERATIONS	Linda Tipton
7/8/2021			# Trained for Day: 5
	CPR/AED/First Aid - Hunterdon Healthcare		# in Class: 5
		OPERATIONS	Aaron Kinsman
		OPERATIONS	Gregory Freeman
		OPERATIONS	Joseph Larrisey
		OPERATIONS	Eugene Lelie
		OPERATIONS	Susan Mitstifer
7/13/2021			# Trained for Day: 24
	Flagger Certification		# in Class: 24
		OPERATIONS	Lloyd Johnson
		OPERATIONS	William Luscik
		OPERATIONS	William Borger
		OPERATIONS	Mason Vance
		OPERATIONS	Mark Parichuk
		OPERATIONS	Doug Scheer
		OPERATIONS	Mark Simonetta Jr.
		OPERATIONS	Robert Coates
		OPERATIONS	Wayne Villante
		OPERATIONS	Kenneth Terry III
		OPERATIONS	Rachael Stocker
		OPERATIONS	Joseph Holva
		OPERATIONS	Daniel Paugh
		OPERATIONS	Robert Doyle
		OPERATIONS	Cayla Esposito
		OPERATIONS	Cynthia Ottinger
		OPERATIONS	Girard Casale
		OPERATIONS	Daphne Centeno
		OPERATIONS	Cindy Cicero
		OPERATIONS	Richard Lopez
		OPERATIONS	Dena Parichuk
		OPERATIONS	Tino Raffaele
		OPERATIONS	Joey Rogers
		OPERATIONS	Matt White
7/15/2021			# Trained for Day: 2
	PT Toll Collector Orientation		# in Class: 2
		OPERATIONS	Thomas Cady
		OPERATIONS	Diane Manthe
	Harassment & Discrimination Prevention		# in Class: 2
		OPERATIONS	Thomas Cady
		OPERATIONS	Diane Manthe
	COVID-19 Preparedness		# in Class: 2
		OPERATIONS	Thomas Cady
		OPERATIONS	Diane Manthe
7/28/2021			# Trained for Day: 1
	Microsoft Outlook 2016 Part 1		# in Class: 1
		OPERATIONS	Stacy Wilson
7/29/2021			# Trained for Day: 6
	CPR/AED/First Aid Training		# in Class: 6
		OPERATIONS	Lloyd Johnson
		OPERATIONS	Steve Borger
		OPERATIONS	Robert Reinhardt
		OPERATIONS	Jamie Franks
		OPERATIONS	John Cerra
		OPERATIONS	Michael Curnkey
7/5 - 7/9/2021			# Trained: 69
	NR/CR/SR Toolbox Talks - Insects & Scorpions: Bees, Wasps & Hornets		# in Class: 69
		OPERATIONS	Matthew Meeker
		OPERATIONS	Mitchell Vance
		OPERATIONS	John Cerra
		OPERATIONS	Travis Utter
		OPERATIONS	Michael Curnkey
		OPERATIONS	Mason Vance
		OPERATIONS	Ernest Rath
		OPERATIONS	Robert Reinhardt
		OPERATIONS	William Kresge
		OPERATIONS	Scott Sheldon
		OPERATIONS	Jamie Franks
		OPERATIONS	Leon Werkheiser, Jr.
		OPERATIONS	James Gower
		OPERATIONS	Walter Paul George
		OPERATIONS	Taylor Perry
		OPERATIONS	Kyle Williams
		OPERATIONS	William Luscik
		OPERATIONS	Brian Feller

	OPERATIONS	Paul Wallace
	OPERATIONS	William Borger
	OPERATIONS	Steve Borger
	OPERATIONS	Lloyd Johnson
	OPERATIONS	Robert Varju
	OPERATIONS	John Penrose
	OPERATIONS	Harald Simon
	OPERATIONS	Stephen Bosga
	OPERATIONS	Jordan Purdy
	OPERATIONS	Stephen Smith
	OPERATIONS	Daniel Steele
	OPERATIONS	Brian Keith
	OPERATIONS	Robert Coates
	OPERATIONS	Greg Lohrman
	OPERATIONS	Wayne Villante
	OPERATIONS	John Marason
	OPERATIONS	Paul Panto
	OPERATIONS	Richard Kisselbach
	OPERATIONS	Phillip Becker
	OPERATIONS	Mark Simonetta Jr.
	OPERATIONS	Matthew Gary
	OPERATIONS	Wayne Stamets
	OPERATIONS	Mark Parichuk
	OPERATIONS	Nat Amato
	OPERATIONS	Lewis Hann
	OPERATIONS	Robert Tilwick
	OPERATIONS	Christopher Gulini
	OPERATIONS	Jared Rivera
	OPERATIONS	Charles Slack
	OPERATIONS	Christopher Jackson
	OPERATIONS	Aaron Schermerhorn
	OPERATIONS	Kenneth Terry III
	OPERATIONS	Kaitlyn Piro
	OPERATIONS	George Farrell
	OPERATIONS	Austin McCleery
	OPERATIONS	Robert Williamson
	OPERATIONS	Jared Burd
	OPERATIONS	Boris Pustiak
	OPERATIONS	Greggory Rickert
	OPERATIONS	Justin Crisp
	OPERATIONS	Harry Fawkes
	OPERATIONS	Anthony Sassani
	OPERATIONS	Matthew Satmary
	OPERATIONS	Donald Day
	OPERATIONS	Manuel Rivera
	OPERATIONS	Frederick Fennimore
	OPERATIONS	Alexie Reyes
	OPERATIONS	Michael Schermerhorn
	OPERATIONS	Shaun Profy
	OPERATIONS	Rayford Johnson
	OPERATIONS	Brian Carr
7/12 - 7/16/2021		# Trained: 69
NR/CR/SR Toolbox Talks - Flammable Liquids		# in Class: 69
	OPERATIONS	Matthew Meeker
	OPERATIONS	Mitchell Vance
	OPERATIONS	John Cerra
	OPERATIONS	Travis Utter
	OPERATIONS	Michael Cumkey
	OPERATIONS	Mason Vance
	OPERATIONS	Ernest Rath
	OPERATIONS	Robert Reinhardt
	OPERATIONS	William Kresge
	OPERATIONS	Scott Sheldon
	OPERATIONS	Jamie Franks
	OPERATIONS	Leon Werkheiser, Jr.
	OPERATIONS	James Gower
	OPERATIONS	Walter Paul George
	OPERATIONS	Taylor Perry
	OPERATIONS	Kyle Williams
	OPERATIONS	William Luscik
	OPERATIONS	Brian Feller
	OPERATIONS	Paul Wallace
	OPERATIONS	William Borger
	OPERATIONS	Steve Borger
	OPERATIONS	Lloyd Johnson
	OPERATIONS	Robert Varju
	OPERATIONS	John Penrose
	OPERATIONS	Harald Simon
	OPERATIONS	Stephen Bosga
	OPERATIONS	Jordan Purdy
	OPERATIONS	Stephen Smith
	OPERATIONS	Daniel Steele
	OPERATIONS	Brian Keith

	OPERATIONS	Robert Coates
	OPERATIONS	Greg Lohrman
	OPERATIONS	Wayne Villante
	OPERATIONS	John Marason
	OPERATIONS	Paul Panto
	OPERATIONS	Richard Kisselbach
	OPERATIONS	Phillip Becker
	OPERATIONS	Mark Simonetta Jr.
	OPERATIONS	Matthew Gary
	OPERATIONS	Wayne Stamets
	OPERATIONS	Mark Parichuk
	OPERATIONS	Nat Amato
	OPERATIONS	Lewis Hann
	OPERATIONS	Robert Tilwick
	OPERATIONS	Christopher Gulini
	OPERATIONS	Jared Rivera
	OPERATIONS	Charles Slack
	OPERATIONS	Christopher Jackson
	OPERATIONS	Aaron Schermerhorn
	OPERATIONS	Kenneth Terry III
	OPERATIONS	Kaitlyn Piro
	OPERATIONS	George Farrell
	OPERATIONS	Austin McCleery
	OPERATIONS	Robert Williamson
	OPERATIONS	Jared Burd
	OPERATIONS	Boris Pustiak
	OPERATIONS	Greggory Rickert
	OPERATIONS	Justin Crisp
	OPERATIONS	Harry Fawkes
	OPERATIONS	Anthony Sassani
	OPERATIONS	Matthew Satmary
	OPERATIONS	Donald Day
	OPERATIONS	Manuel Rivera
	OPERATIONS	Frederick Fennimore
	OPERATIONS	Alexie Reyes
	OPERATIONS	Michael Schermerhorn
	OPERATIONS	Shaun Profy
	OPERATIONS	Rayford Johnson
	OPERATIONS	Brian Carr
7/19 - 7/23/2021		# Trained: 69
NR/CR/SR Toolbox Talks - Hydration: The Importance of Water		# in Class: 69
	OPERATIONS	Matthew Meeker
	OPERATIONS	Mitchell Vance
	OPERATIONS	John Cerra
	OPERATIONS	Travis Utter
	OPERATIONS	Michael Curnkey
	OPERATIONS	Mason Vance
	OPERATIONS	Ernest Rath
	OPERATIONS	Robert Reinhardt
	OPERATIONS	William Kresge
	OPERATIONS	Scott Sheldon
	OPERATIONS	Jamie Franks
	OPERATIONS	Leon Werkheiser, Jr.
	OPERATIONS	James Gower
	OPERATIONS	Walter Paul George
	OPERATIONS	Taylor Perry
	OPERATIONS	Kyle Williams
	OPERATIONS	William Luscik
	OPERATIONS	Brian Feller
	OPERATIONS	Paul Wallace
	OPERATIONS	William Borger
	OPERATIONS	Steve Borger
	OPERATIONS	Lloyd Johnson
	OPERATIONS	Robert Varju
	OPERATIONS	John Penrose
	OPERATIONS	Harald Simon
	OPERATIONS	Stephen Bosga
	OPERATIONS	Jordan Purdy
	OPERATIONS	Stephen Smith
	OPERATIONS	Daniel Steele
	OPERATIONS	Brian Keith
	OPERATIONS	Robert Coates
	OPERATIONS	Greg Lohrman
	OPERATIONS	Wayne Villante
	OPERATIONS	John Marason
	OPERATIONS	Paul Panto
	OPERATIONS	Richard Kisselbach
	OPERATIONS	Phillip Becker
	OPERATIONS	Mark Simonetta Jr.
	OPERATIONS	Matthew Gary
	OPERATIONS	Wayne Stamets
	OPERATIONS	Mark Parichuk
	OPERATIONS	Nat Amato

	OPERATIONS	Lewis Hann
	OPERATIONS	Robert Tilwick
	OPERATIONS	Christopher Gulini
	OPERATIONS	Jared Rivera
	OPERATIONS	Charles Slack
	OPERATIONS	Christopher Jackson
	OPERATIONS	Aaron Schermerhorn
	OPERATIONS	Kenneth Terry III
	OPERATIONS	Kaitlyn Piro
	OPERATIONS	George Farrell
	OPERATIONS	Austin McCleery
	OPERATIONS	Robert Williamson
	OPERATIONS	Jared Burd
	OPERATIONS	Boris Pustiak
	OPERATIONS	Greggory Rickert
	OPERATIONS	Justin Crisp
	OPERATIONS	Harry Fawkes
	OPERATIONS	Anthony Sassani
	OPERATIONS	Matthew Satmary
	OPERATIONS	Donald Day
	OPERATIONS	Manuel Rivera
	OPERATIONS	Frederick Fennimore
	OPERATIONS	Alexie Reyes
	OPERATIONS	Michael Schermerhorn
	OPERATIONS	Shaun Profy
	OPERATIONS	Rayford Johnson
	OPERATIONS	Brian Carr
7/26 - 7/30/2021		# Trained: 69
NR/CR/SR Toolbox Talks - Knowing What to do in an Emergency		# in Class: 69
	OPERATIONS	Matthew Meeker
	OPERATIONS	Mitchell Vance
	OPERATIONS	John Cerra
	OPERATIONS	Travis Utter
	OPERATIONS	Michael Curnkey
	OPERATIONS	Mason Vance
	OPERATIONS	Ernest Rath
	OPERATIONS	Robert Reinhardt
	OPERATIONS	William Kresge
	OPERATIONS	Scott Sheldon
	OPERATIONS	Jamie Franks
	OPERATIONS	Leon Werkheiser, Jr.
	OPERATIONS	James Gower
	OPERATIONS	Walter Paul George
	OPERATIONS	Taylor Perry
	OPERATIONS	Kyle Williams
	OPERATIONS	William Luscik
	OPERATIONS	Brian Feller
	OPERATIONS	Paul Wallace
	OPERATIONS	William Borger
	OPERATIONS	Steve Borger
	OPERATIONS	Lloyd Johnson
	OPERATIONS	Robert Varju
	OPERATIONS	John Penrose
	OPERATIONS	Harald Simon
	OPERATIONS	Stephen Bosga
	OPERATIONS	Jordan Purdy
	OPERATIONS	Stephen Smith
	OPERATIONS	Daniel Steele
	OPERATIONS	Brian Keith
	OPERATIONS	Robert Coates
	OPERATIONS	Greg Lohrman
	OPERATIONS	Wayne Villante
	OPERATIONS	John Marason
	OPERATIONS	Paul Panto
	OPERATIONS	Richard Kisselbach
	OPERATIONS	Phillip Becker
	OPERATIONS	Mark Simonetta Jr.
	OPERATIONS	Matthew Gary
	OPERATIONS	Wayne Stamets
	OPERATIONS	Mark Parichuk
	OPERATIONS	Nat Amato
	OPERATIONS	Lewis Hann
	OPERATIONS	Robert Tilwick
	OPERATIONS	Christopher Gulini
	OPERATIONS	Jared Rivera
	OPERATIONS	Charles Slack
	OPERATIONS	Christopher Jackson
	OPERATIONS	Aaron Schermerhorn
	OPERATIONS	Kenneth Terry III
	OPERATIONS	Kaitlyn Piro
	OPERATIONS	George Farrell
	OPERATIONS	Austin McCleery
	OPERATIONS	Robert Williamson

	OPERATIONS	Jared Burd
	OPERATIONS	Boris Pustiak
	OPERATIONS	Greggory Rickert
	OPERATIONS	Justin Crisp
	OPERATIONS	Harry Fawkes
	OPERATIONS	Anthony Sassani
	OPERATIONS	Matthew Satmary
	OPERATIONS	Donald Day
	OPERATIONS	Manuel Rivera
	OPERATIONS	Frederick Fennimore
	OPERATIONS	Alexie Reyes
	OPERATIONS	Michael Schermerhorn
	OPERATIONS	Shaun Profy
	OPERATIONS	Rayford Johnson
	OPERATIONS	Brian Carr
DRJTBC Learning Platform (Litmos) - Courses Completed		
# of Courses: 52	# of Users Logged into LP in May: 108	# of Users Taking Courses: 77
Learner Welcome Course (A Guide to the New DRJTBC Learning Platform)		# in Course: 67
	OPERATIONS	Aaron Edison
	OPERATIONS	Anthony R Gordon
	OPERATIONS	Antione Holmes
	OPERATIONS	Ariel Leon
	OPERATIONS	Brian Wilson
	OPERATIONS	Bryan Allen
	OPERATIONS	Charles Eavers Jr.
	ADMINISTRATIVE	Charmaine Graves
	ADMINISTRATIVE	Christine Baker
	ADMINISTRATIVE	Craig N Crusemire
	OPERATIONS	Daniel Unangst
	OPERATIONS	Daniel Vander Berg
	ADMINISTRATIVE	Danielle Hammond
	OPERATIONS	Denis Stites
	OPERATIONS	Elaine J Mansfield
	OPERATIONS	Ernesto Minardi
	OPERATIONS	Floyd Southard Jr
	OPERATIONS	Francis Flynn III
	OPERATIONS	Gwen Flynn
	OPERATIONS	Harry Fawkes
	ADMINISTRATIVE	Heather McConnell
	OPERATIONS	James Aumick Sr
	OPERATIONS	James Davis Jr
	OPERATIONS	James Montgomery
	ADMINISTRATIVE	James Petrino
	ADMINISTRATIVE	Joanna Cruz
	OPERATIONS	John Kelly III
	OPERATIONS	John Mills
	OPERATIONS	John D Matthews
	OPERATIONS	Jonathan Cheslock
	OPERATIONS	Joseph Boraski
	OPERATIONS	Kenneth Mondzak
	OPERATIONS	Jenneth Hockenbury
	OPERATIONS	Kenneth O Terry
	ADMINISTRATIVE	Kevin Cavanaugh
	OPERATIONS	Kevin Fey
	OPERATIONS	Kevin Raike
	ADMINISTRATIVE	Kimberly Carr
	OPERATIONS	Lendell Jones
	OPERATIONS	Leonardo Lopez-Zabala
	OPERATIONS	Linda Hewitt
	OPERATIONS	Madani Tall
	ADMINISTRATIVE	Mary McManimon
	OPERATIONS	Matthew Pisciotto
	OPERATIONS	Matthew Jones
	OPERATIONS	Matthew Skrebel
	OPERATIONS	Matthew Meeker
	OPERATIONS	Michael Gaspari
	ADMINISTRATIVE	Michael McCandless
	OPERATIONS	Michael Smith
	OPERATIONS	Michele Gara
	OPERATIONS	Nicholas Knechel
	OPERATIONS	Patricia McCormack
	OPERATIONS	Randy Piazza, Jr.
	ADMINISTRATIVE	Rany Zakharia
	ADMINISTRATIVE	Robert Angelastro
	OPERATIONS	Robert Reinhardt
	OPERATIONS	Ronald Masker
	OPERATIONS	Ryan Anthony Blackmon
	OPERATIONS	Shawn Carmody
	OPERATIONS	Stacy Wilson
	OPERATIONS	Stephen Mongiovi
	OPERATIONS	Thomas Cervasco
	OPERATIONS	Tracy Genest
	OPERATIONS	William Luscik Sr

	OPERATIONS	William Taitt
A Motivators Tool Kit 1.0		# in Course: 2
	OPERATIONS	Gwen Flynn
	ADMINISTRATIVE	Kimberly Carr
A New Way to Train Employees 1.0		# in Course: 1
	OPERATIONS	Lendell Jones
Advanced Spelling - Suffixes and Capitalization 1.0 (US)		# in Course: 2
	OPERATIONS	Kenneth O Terry
	OPERATIONS	Stacy Wilson
Advanced Uses of the Comma 1.0 (US)		# in Course: 1
	OPERATIONS	Kenneth O Terry
Agenda Setting 1.0		# in Course: 1
	OPERATIONS	Kenneth O Terry
Alcohol and Drug Awareness for Managers 1.0 (US)		# in Course: 1
	OPERATIONS	Kenneth O Terry
Applying Management Styles in an Organization 1.0		# in Course: 1
	OPERATIONS	Robert Varju
Armed Robbery Survival Skills 3.0		# in Course: 5
	OPERATIONS	Jack Baum
	OPERATIONS	Jonathan Freeman
	OPERATIONS	Keith Zwicker
	OPERATIONS	Kenneth O Terry
	OPERATIONS	Tina Amato
Barriers to Communication Success, Part One 1.0		# in Course: 1
	OPERATIONS	Robert Varju
Basic Uses of the Comma 1.0 (US)		# in Course: 1
	OPERATIONS	Sandra Hoagland
Be Active 1.0		# in Course: 1
	ADMINISTRATIVE	Kimberly Carr
Become an Effective Leader - Part Two (2019)		# in Course: 1
	OPERATIONS	Robert Capaldi
Cloud Computing 1.0		# in Course: 1
	OPERATIONS	Kenneth O Terry
Communication and Channels 1.0		# in Course: 1
	OPERATIONS	Kenneth O. Terry
Communication and Ethics 1.0		# in Course: 1
	OPERATIONS	Kenneth O. Terry
Communication and Social Skills - Giving Feedback 1.0		# in Course: 1
	OPERATIONS	Kenneth O. Terry
Communication and Social Skills - Receiving Feedback 1.0		# in Course: 1
	OPERATIONS	Kenneth O. Terry
Communication and Social Skills - Resolving Conflict 1.0		# in Course: 1
	OPERATIONS	Kenneth O. Terry
Communication Barriers 1.0		# in Course: 1
	OPERATIONS	Kenneth O. Terry
Communication Channels 1.0		# in Course: 1
	OPERATIONS	Kenneth O. Terry
Communication Skills All Managers Must Master 2019		# in Course: 1
	OPERATIONS	Kenneth O. Terry
Communication Styles and Emotional Intelligence		# in Course: 1
	OPERATIONS	Kenneth O. Terry
Conducting Effective Meetings 1.0		# in Course: 1
	OPERATIONS	Kenneth O. Terry
Conflict Management 2.0		# in Course: 1
	OPERATIONS	Kenneth O. Terry
Consequences for Careless Social Media Use in the Workplace 1.0		# in Course: 2
	OPERATIONS	Jack Baum
	OPERATIONS	Kenneth O. Terry
Constructive Feedback 2018		# in Course: 1
	OPERATIONS	Kenneth O Terry
Correct Word Usage 1.0 (US)		# in Course: 1
	OPERATIONS	Kenneth O Terry
CPR Basics for Everyone - Adult and Child 1.0 (US)		# in Course: 2
	OPERATIONS	Jack Baum
	OPERATIONS	Kenneth O. Terry
Creative Problem Solving 1.0		# in Course: 1
	OPERATIONS	Kenneth O Terry
Culture Series - Be the Change (For Non-Managers) 1.0		# in Course: 1
	OPERATIONS	Kenneth O Terry
Culture Series - Doing What's Right 1.0		# in Course: 2
	OPERATIONS	Kenneth O Terry
	OPERATIONS	Tina Amato
Culture Series - Owning Up 1.0		# in Course: 2
	OPERATIONS	Kenneth O Terry
	OPERATIONS	Tina Amato
Culture Series - Setting an Example (For Managers) 1.0		# in Course: 2
	OPERATIONS	Kenneth O Terry
	OPERATIONS	Tina Amato
Culture Series - Setting an Example (For Non-Managers) 1.0		# in Course: 2
	OPERATIONS	Kenneth O Terry
	OPERATIONS	Tina Amato
Culture Series - Speaking Up 1.0		# in Course: 2
	OPERATIONS	Kenneth O Terry

	OPERATIONS	Tina Amato
Culture Series - Standing Up 1.0		# in Course: 2
	OPERATIONS	Kenneth O Terry
	OPERATIONS	Tina Amato
Culture Series - Start the Change (For Managers) 1.0		# in Course: 2
	OPERATIONS	Kenneth O Terry
	OPERATIONS	Tina Amato
Culture Series - Valuing Diversity 1.0		# in Course: 3
	OPERATIONS	Aminah El-Burki
	OPERATIONS	Kenneth O Terry
	OPERATIONS	Tina Amato
Customer Loyalty 1.0		# in Course: 1
	OPERATIONS	Tina Amato
Customer Service Success 1.0		# in Course: 1
	OPERATIONS	Tina Amato
Cyber Security - How to Stay Safe Online 2.0		# in Course: 1
	OPERATIONS	Tina Amato
Dealing with Stressful People 1.0		# in Course: 1
	ADMINISTRATIVE	Kimberly Carr
Driver Safety Awareness 1.0 (US)		# in Course: 1
	OPERATIONS	Aaron Edison
Equality and Diversity in the Workplace 1.0		# in Course: 1
	OPERATIONS	Jack Baum
First Aid - Bleeding 1.0		# in Course: 1
	OPERATIONS	Aaron Edison
First Aid - Primary Survey 1.0		# in Course: 1
	OPERATIONS	Aaron Edison
First Aid - Secondary Survey 1.0		# in Course: 1
	OPERATIONS	Aaron Edison
How Perceptions and Expectations Affect Motivation 1.0		# in Course: 1
	OPERATIONS	Aminah El-Burki
Leading A Diverse Workforce, Part 1 1.0		# in Course: 1
	OPERATIONS	Jack Baum
Sexual Harassment Prevention 3.0 (US)		# in Course: 1
	OPERATIONS	Robert Savelli
Win-Win Negotiations for Conflict Resolution 1.0		# in Course: 1
	OPERATIONS	Leon Werkheiser, Jr.
Total # of Courses: 64		Total # Trained: 392

DELAWARE RIVER JOINT TOLL BRIDGE COMMISSION
Meeting of September 27, 2021

OPERATIONS INDEX
FOR
TRAINING AND EMPLOYEE SAFETY

SUBJECT	DESCRIPTION	PAGE NUMBER
Training & Employee Safety	Status Reports Month of August 2021	1 of 12

DELAWARE RIVER JOINT TOLL BRIDGE COMMISSION

TRAINING AND EMPLOYEE SAFETY DEPARTMENT MONTH OF AUGUST 2021

The below-listed items represent meetings, communications, tasks, and accomplishments of the Training and Employee Safety Department:

The Training & Employee Safety (TES) Department instructed and/or facilitated (18) virtual and/or in-person training sessions for (345) commission employees during the month of August. The following training topics were covered during the month of August.

- **How to Lead when You're Not the Boss-SkillPath**
- Part time Toll Collector Orientation (4)
- How to Successfully Transition to Supervisor
- Harassment and Discrimination Prevention (5)
- Adobe Illustrator-2 Day New Horizons (2)
- Trails of High Integrity Leaders
- Fire Safety (2)
- Excavation & Trenching-PATHS (PA Training for Health & Safety)
- Bridge Monitor Orientation-Variou Subjects
- TRAFCON Sign Board Programming Procedures Familiarization
- Litmos API's **Demystified Webinar**
- Adobe Photoshop-2 Day-New Horizons (2)
- Promotional Exam Prep Course (Corporal)
- Promotional Exam Prep Course (Lieutenant)
- Eye Injuries & Prevention: Toolbox Talks (TBT)
- Flammable Liquids: (TBT)
- Hydration: The Importance of Water: (TBT)
- Knowing What to do in an Emergency: (TBT)

The Training & Employee Safety (TES) Department launched its New DRJTBC Learning Platform (Litmos) on May 25th. Listed are the training classes that employees completed in August that cover various subjects which are documented in LITMOS. These training records and subjects are available upon completion in LITMOS. There were (68) **training courses taken by** (14) commission employees.

- Learner Welcome Course (A Guide to the DRJTBC Learning Platform) (4)
- A Motivators Tool Kit (1)
- Advanced Spelling-Suffixes and Capitalization (1)
- Advanced Use of the Comma (2)
- Agenda Setting (1)
- Alcohol and Drug Awareness (3)

- Armed Robbery Survival Skills (3)
- Basic Use of the Comma (3)
- Be Active (2)
- Be Assertive the Right Way (1)
- Be Likeable (4)
- Benefits and Pitfalls of Planning (1)
- Bloodborne Pathogens and your Exposure Control Plan (2)
- Build Your Team (1)
- Building and Managing Your Dream Team (1)
- Business Report Writing Skills (2)
- Business Writing Tips-Edit, Rewrite and Say it Right (1)
- CBT and Mental Health-Anxiety and Panic Attacks (1)
- CBT and Mental Health-Bipolar Disorder (1)
- CBT and Mental Health-Borderline Personality Disorder (1)
- CBT and Mental Health-Introduction to Cognitive Behavioral Therapy (1)
- Chemical Safety (1)
- Close Your Project Successfully (1)
- Coaching Skills (1)
- Communication and Social Skills-Giving Feedback (1)
- Communication and Social Skills-Receiving Feedback (1)
- Correct Word Usage (1)
- Current Trends in Privacy (1)
- Cyber Security-How to Stay Safe Online 2.0 (1)
- Cyber Security Overview (2)
- Cyber Security Risks and Social Media (2)
- Dealing with Performance Issues (2)
- Dealing with Stressful People (2)
- Decoding Indirect and Direct Messages (2)
- Defending Against Reverse Delegation (2)
- Delegate to Save Time and Develop Your Employees (2)
- Delegating Authority (2)
- Delegating Management (2)
- Destressing Your Inner and Outer World (2)
- Developing Employees (1)
- Developing Management Skills (1)
- Directions of Communication in an Organization (1)
- Driver Safety Awareness (1)
- Effective Delegation (1)
- Email Management an Ethics (1)
- Embedding Organizational Culture (1)
- Emotional Intelligence (1)
- Employee Motivation-Job Dimensions (1)
- Employee Motivation and Ethics (1)
- Employee Rights-Job Protection Rights in the US (1)

- Employee Rights-Privacy (1)
- Hand-Arm Vibration Syndrome (1)
- Head Protection (1)
- Health and Wellbeing -Letting Things Go (1)
- **How to Lead When You're Not the Boss (1)**
- Identifying Diversity in Others (1)
- Leading A Diverse Workplace, Part 2 (1)
- Lockout Tagout (1)
- Office 365 Basic (1)
- Power Point Presentations 60 Minutes to Mastery (1)
- PPE Awareness (1)
- Protecting Yourself from Stinging Insects (1)
- Protecting Yourself from Ticks and mosquitos (1)

Training/SAP Litmos (Learning Management System)

- Attended Professional Development Management/Leadership Part 1
- Facilitated CPR/AED/First Aid In Person Training in various locations
- Trained New Hires PT Toll Collectors Harassment and PPE
- Sessions created for courses/modules for instructor lead training classes
- Facilitated weekly TEAMS calls for TES Department for updates and assignments
- Facilitated Flagger Training Classes in various locations
- Enrolled **Toll Corporals for "How to Successfully Transition to Supervisor"**
- Facilitated (4) Microsoft-TEAMS Video based Toolbox Talks
- Attended TRAFCON Training for Patrol Truck Sign Board Programming
- Began to Develop Train the Trainer Procedures for New F-250 Patrol Vehicle

Administrative -

- Conducted weekly TES meetings via MS Teams
- Developed 3-day work schedule for staff to coincide with training opportunities
- Updated both Corporal and Lieutenant Promotional Exams
- Facilitated Promotional Exams Prep Course- Corporal and Lieutenant
- Assigned work from home duties for TES Coordinators/Assist. Coordinators
- Monitored/Approved ADP timekeeping for TES Staff
- Uploaded all New Certifications for Staff
- Added New sessions for ILT Classes Facilitated/Completed into LMS
- Reviewed LMS entries to ensure all data was accurately entered
- Scheduled and assigned employees for CPR for September 13 and 27 Classes
- Purchased additional coupons for New Horizon Training Courses
- Obtained historical records as requested by Toll
- Updated TES Calendar for contact tracing, training and time-off for staff

- Assisted DRJTBC Employees as needed with LMS
- Coordinated calls with LITMOS Support Staff as needed
- Disseminated Litmos Product release Notes to TES for Review
- Coordinating with SERS for potential Virtual training Sessions for Employees
- Instructed TES personnel on how to run Compliance Reports in LMS
- Ordered departmental supplies
- Ran weekly report on any new employee updates imported from ADP
- Submitted/Processed Invoices for various training classes
- Purchased additional Coupons from New Horizons for Computer Classes
- Scheduled Staff for New Horizon & Skillpath Training Classes
- Scheduled the Workplace Safety Committee Meeting for September
- Facilitated the August Monthly WPSC Meeting
- Disseminated Monthly Communication for Managers Newsletter
- Attended scheduled COVID-19 Task Force Meetings
- Prepared/Submitted the Monthly Operations Report for TES
- Scheduled Maintenance Staff for TCC Refreshers Course in September
- Scheduled (16) Maintenance personnel for Bucket Truck Training September 13-15
- Facilitated/Attended Attenuator Truck Demonstration at I-78
- Finalized/Scheduled dates for Flagger Certification Training w/PSATS for Sept
- Researched Memberships for Harassment Education Professionals
- Printed and Laminated CPR Cards for Distribution to Staff
- Assisted PSBS with departmental training
- Reviewed/ Finalized and submitted Budget for TES

State Police/Liaison Collaboration

- Reviewed/Approved State Police invoices
- Assigned PSP/NJSP personnel for DRJTBC Traffic Details@78 and DWG
- Obtained accident reports from NJSP/PSP Liaisons as requested by HR
- Developed a Trooper Assistance Request Form for Informational purposes for Details
- Background Checks for Numerous New Hires

Employee Safety

- Reviewed and approved upcoming safety topics and presentations
- Approved Toolbox Talks (TBT) videos to be Uploaded to MS Teams for virtual training
- Recorded and uploaded Toolbox Talks presentations to MS Teams
- Researched and reviewed Safety Talks Internet platforms
- Prepared and uploaded informational handouts/attendance sheets to MS Teams
- Uploaded training records for staff for all courses completed

- Facilitated projects for Workplace Safety Committee (WPSC)
- Prepared for Monthly WPSC Meeting
- Facilitated WPSC Meeting, Reviewed Old Business and Discussed New Business/ Transition for New potential Member and training procedures for New Members
- Inventoried all AED units (including toll supported bridges)
- Inventoried/Replenished First Aid Kits as needed (All Regions)
- Inspected Fire Safety Equipment (Live Fire/Electric) for training
- Safety Concern/Suggestion email service directly to Executive and Deputy Executive Director finalized

TES MONTHLY TRAINING REPORT - AUGUST 2021

Date	Class Name	Business Unit	Employee
Total # of ILT Courses: 18		Total # of Instructor Led Training (ILT) Classes: 24	
		Total # Trained in ILT: 345	
8/3/2021	How To Lead When You're Not the Boss - SkillPath		# Trained for Day: 1 # in Class: 1 Linda Tipton
8/4/2021	PT Toll Collector Orientation	OPERATIONS	# Trained for Day: 1 # in Class: 1 Ryan Johnson
	Harassment & Discrimination Prevention	OPERATIONS	# in Class: 1 Ryan Johnson
8/6/2021	How to Successfully Transition to Supervisor		# Trained for Day: 3 # in Class: 3 Patricia McCormack Jonathan Cheslock Steven Reilly
8/9/2021	Adobe Illustrator - 2 Day - New Horizons	OPERATIONS	# Trained for Day: 1 # in Class: 1 Kellie Thoms
8/10/2021	Adobe Illustrator - 2 Day - New Horizons	OPERATIONS	# Trained for Day: 2 # in Class: 1 Kellie Thoms
	Traits of High Integrity Leaders	OPERATIONS	# in Class: 1 Linda Tipton
8/11/2021	Fire Safety		# Trained for Day: 13 # in Class: 13 George Farrell Christopher Jackson Charles Slack Aaron Schermerhorn Joseph Ritts Kaitlyn Piro Jared Burd Austin McCleery John Anderson Richard Fleming Kenneth Terry III Robert Williamson Greggory Rickert
8/12/2021	PT Toll Collector Orientation	OPERATIONS	# Trained for Day: 17 # in Class: 3 Terrell Johnson Raenita Davis Margaret Kinlen
	Harassment & Discrimination Prevention	OPERATIONS	# in Class: 3 Terrell Johnson Raenita Davis Margaret Kinlen
	Excavation & Trenching - PATHS (PA Training for Health & Safety)	OPERATIONS	# in Class: 1 Wade Caccese
	Fire Safety	OPERATIONS	# in Class: 13 Alexie Reyes Frederick Fennimore Donald Day Michael Carosi Manuel Rivera Anthony Sassani Michael Schermerhorn Lawrence Dubin Nicholas Kapral Justin Crisp Shaun Profy Michael Paleafico Harry Fawkes Matthew Satmary
8/16/2021	PT Toll Collector Orientation	OPERATIONS	# Trained for Day: 4 # in Class: 2 Tamika Peyton Philip Migliore
	Harassment & Discrimination Prevention	OPERATIONS	# in Class: 2 Tamika Peyton Philip Migliore
8/17/2021	Bridge Monitor Orientation		# Trained for Day: 15 # in Class: 8 James Boylan Daphne Centeno David Hill George Gacser Ariela Burgess Susan Mitstifer Kyle Kilmer Ralph Reppert
	Harassment & Discrimination Prevention	OPERATIONS	# in Class: 15 James Boylan

		OPERATIONS	Daphne Centeno
		OPERATIONS	David Hill
		OPERATIONS	George Gacser
		OPERATIONS	Ariela Burgess
		OPERATIONS	Susan Mitstifer
		OPERATIONS	Kyle Kilmer
		OPERATIONS	Ralph Reppert
		OPERATIONS	Gwen Flynn
		OPERATIONS	Kevin Clark
		OPERATIONS	James Davis Jr
		OPERATIONS	Kenneth O Terry
		OPERATIONS	Brian Wilson
		OPERATIONS	Jonathan Freeman
		OPERATIONS	Matthew M Hartigan
8/23/2021			# Trained for Day: 3
	TRAFCON Sign Board Programming Procedures Familiarization		# in Class: 3
		OPERATIONS	James Cavallo
		OPERATIONS	Jonathan Freeman
		OPERATIONS	Brian Wilson
8/26/2021			# Trained for Day: 2
	How to Successfully Transition to Supervisor		# in Class: 2
		OPERATIONS	Aaron Edison
		OPERATIONS	Daniel Unangst
8/27/2021			# Trained for Day: 2
	PT Toll Collector Orientation		# in Class: 1
		OPERATIONS	Ivelisse Cruz
	Harassment & Discrimination Prevention		# in Class: 1
		OPERATIONS	Ivelisse Cruz
	Litmos APIs Demystified Webinar		# in Class: 1
		OPERATIONS	Lauren Werner
8/30/2021			# Trained for Day: 2
	Adobe Photoshop - 2 Day - New Horizons		# in Class: 2
		OPERATIONS	Stacy Wilson
		OPERATIONS	Steve Borger
8/31/2021			# Trained for Day: 7
	Adobe Photoshop - 2 Day - New Horizons		# in Class: 2
		OPERATIONS	Stacy Wilson
		OPERATIONS	Randy Piazza, Jr.
	Promotional Exam Prep Course (Corporal) @ DWG		# in Class: 3
		OPERATIONS	Cleaveland Currie
		OPERATIONS	Matthew Paul
		OPERATIONS	Laura Rome
	Promotional Exam Prep Course (Lieutenant) @ EP		# in Class: 2
		OPERATIONS	Susan Lobb
		OPERATIONS	Rachael Stocker
8/2 - 8/6/2021			# Trained: 68
	NR/CR/SR Toolbox Talks - Eye Injuries & Prevention		# in Class: 68
		OPERATIONS	Matthew Meeker
		OPERATIONS	Mitchell Vance
		OPERATIONS	John Cerra
		OPERATIONS	Travis Utter
		OPERATIONS	Daniel Vander Berg
		OPERATIONS	Scott Sheldon
		OPERATIONS	Ernest Rath
		OPERATIONS	Robert Reinhardt
		OPERATIONS	William Kresge
		OPERATIONS	Leon Werkheiser, Jr.
		OPERATIONS	James Gower
		OPERATIONS	William Borger
		OPERATIONS	Walter Paul George
		OPERATIONS	Lloyd Johnson
		OPERATIONS	Steve Borger
		OPERATIONS	Mason Vance
		OPERATIONS	William Luscik
		OPERATIONS	Paul Wallace
		OPERATIONS	Brian Feller
		OPERATIONS	Kyle Williams
		OPERATIONS	Taylor Perry
		OPERATIONS	John Penrose
		OPERATIONS	Harald Simon
		OPERATIONS	Stephen Bosga
		OPERATIONS	Jordan Purdy
		OPERATIONS	Stephen Smith
		OPERATIONS	Daniel Steele
		OPERATIONS	Brian Keith
		OPERATIONS	Robert Coates
		OPERATIONS	Greg Lohrman
		OPERATIONS	Robert Varju
		OPERATIONS	Nat Amato
		OPERATIONS	Christopher Gulini
		OPERATIONS	Doug Scheer
		OPERATIONS	Lewis Hann
		OPERATIONS	Paul Panto
		OPERATIONS	Robert Tilwick
		OPERATIONS	Mark Simonetta Jr.

	OPERATIONS	Philip Becker
	OPERATIONS	John Marason
	OPERATIONS	Wayne Stamets
	OPERATIONS	Robert Smith
	OPERATIONS	Matthew Gary
	OPERATIONS	George Farrell
	OPERATIONS	Aaron Schermerhorn
	OPERATIONS	Robert Williamson
	OPERATIONS	Jared Burd
	OPERATIONS	Kenneth Terry III
	OPERATIONS	Charles Slack
	OPERATIONS	Christopher Jackson
	OPERATIONS	Richard Fleming
	OPERATIONS	Joseph Ritts
	OPERATIONS	Austin McCleery
	OPERATIONS	Boris Pustiak
	OPERATIONS	Greggory Rickert
	OPERATIONS	Richard Hett
	OPERATIONS	Harry Fawkes
	OPERATIONS	Anthony Sassani
	OPERATIONS	Matthew Satmary
	OPERATIONS	Donald Day
	OPERATIONS	Manuel Rivera
	OPERATIONS	Frederick Fennimore
	OPERATIONS	Alexie Reyes
	OPERATIONS	Michael Schermerhorn
	OPERATIONS	Shaun Profy
	OPERATIONS	Rayford Johnson
	OPERATIONS	Brian Carr
	OPERATIONS	Justin Crisp
8/9 - 8/13/2021		# Trained: 68
NR/CR/SR Toolbox Talks - Flammable Liquids		# in Class: 68
	OPERATIONS	Matthew Meeker
	OPERATIONS	Mitchell Vance
	OPERATIONS	John Cerra
	OPERATIONS	Travis Utter
	OPERATIONS	Daniel Vander Berg
	OPERATIONS	Scott Sheldon
	OPERATIONS	Ernest Rath
	OPERATIONS	Robert Reinhardt
	OPERATIONS	William Kresge
	OPERATIONS	Leon Werkheiser, Jr.
	OPERATIONS	James Gower
	OPERATIONS	William Borger
	OPERATIONS	Walter Paul George
	OPERATIONS	Lloyd Johnson
	OPERATIONS	Steve Borger
	OPERATIONS	Mason Vance
	OPERATIONS	William Luscik
	OPERATIONS	Paul Wallace
	OPERATIONS	Brian Feller
	OPERATIONS	Kyle Williams
	OPERATIONS	Taylor Perry
	OPERATIONS	John Penrose
	OPERATIONS	Harald Simon
	OPERATIONS	Stephen Bosga
	OPERATIONS	Jordan Purdy
	OPERATIONS	Stephen Smith
	OPERATIONS	Daniel Steele
	OPERATIONS	Brian Keith
	OPERATIONS	Robert Coates
	OPERATIONS	Greg Lohrman
	OPERATIONS	Robert Varju
	OPERATIONS	Nat Amato
	OPERATIONS	Christopher Gulini
	OPERATIONS	Doug Scheer
	OPERATIONS	Lewis Hann
	OPERATIONS	Paul Panto
	OPERATIONS	Robert Tilwick
	OPERATIONS	Mark Simonetta Jr.
	OPERATIONS	Philip Becker
	OPERATIONS	John Marason
	OPERATIONS	Wayne Stamets
	OPERATIONS	Robert Smith
	OPERATIONS	Matthew Gary
	OPERATIONS	George Farrell
	OPERATIONS	Aaron Schermerhorn
	OPERATIONS	Robert Williamson
	OPERATIONS	Jared Burd
	OPERATIONS	Kenneth Terry III
	OPERATIONS	Charles Slack
	OPERATIONS	Christopher Jackson
	OPERATIONS	Richard Fleming
	OPERATIONS	Joseph Ritts
	OPERATIONS	Austin McCleery

	OPERATIONS	Boris Pustiak
	OPERATIONS	Greggory Rickert
	OPERATIONS	Richard Hett
	OPERATIONS	Harry Fawkes
	OPERATIONS	Anthony Sassani
	OPERATIONS	Matthew Satmary
	OPERATIONS	Donald Day
	OPERATIONS	Manuel Rivera
	OPERATIONS	Frederick Fennimore
	OPERATIONS	Alexie Reyes
	OPERATIONS	Michael Schermerhorn
	OPERATIONS	Shaun Profy
	OPERATIONS	Rayford Johnson
	OPERATIONS	Brian Carr
	OPERATIONS	Justin Crisp
8/16 - 8/20/2021		# Trained: 68
NR/CR/SR Toolbox Talks - Hydration		# in Class: 68
	OPERATIONS	Matthew Meeker
	OPERATIONS	Mitchell Vance
	OPERATIONS	John Cerra
	OPERATIONS	Travis Utter
	OPERATIONS	Daniel Vander Berg
	OPERATIONS	Scott Sheldon
	OPERATIONS	Ernest Rath
	OPERATIONS	Robert Reinhardt
	OPERATIONS	William Kresge
	OPERATIONS	Leon Werkheiser, Jr.
	OPERATIONS	James Gower
	OPERATIONS	William Borger
	OPERATIONS	Walter Paul George
	OPERATIONS	Lloyd Johnson
	OPERATIONS	Steve Borger
	OPERATIONS	Mason Vance
	OPERATIONS	William Luscik
	OPERATIONS	Paul Wallace
	OPERATIONS	Brian Feller
	OPERATIONS	Kyle Williams
	OPERATIONS	Taylor Perry
	OPERATIONS	John Penrose
	OPERATIONS	Harald Simon
	OPERATIONS	Stephen Bosga
	OPERATIONS	Jordan Purdy
	OPERATIONS	Stephen Smith
	OPERATIONS	Daniel Steele
	OPERATIONS	Brian Keith
	OPERATIONS	Robert Coates
	OPERATIONS	Greg Lohrman
	OPERATIONS	Robert Varju
	OPERATIONS	Nat Amato
	OPERATIONS	Christopher Gulini
	OPERATIONS	Doug Scheer
	OPERATIONS	Lewis Hann
	OPERATIONS	Paul Panto
	OPERATIONS	Robert Tilwick
	OPERATIONS	Mark Simonetta Jr.
	OPERATIONS	Philip Becker
	OPERATIONS	John Marason
	OPERATIONS	Wayne Stamets
	OPERATIONS	Robert Smith
	OPERATIONS	Matthew Gary
	OPERATIONS	George Farrell
	OPERATIONS	Aaron Schermerhorn
	OPERATIONS	Robert Williamson
	OPERATIONS	Jared Burd
	OPERATIONS	Kenneth Terry III
	OPERATIONS	Charles Slack
	OPERATIONS	Christopher Jackson
	OPERATIONS	Richard Fleming
	OPERATIONS	Joseph Ritts
	OPERATIONS	Austin McCleery
	OPERATIONS	Boris Pustiak
	OPERATIONS	Greggory Rickert
	OPERATIONS	Richard Hett
	OPERATIONS	Harry Fawkes
	OPERATIONS	Anthony Sassani
	OPERATIONS	Matthew Satmary
	OPERATIONS	Donald Day
	OPERATIONS	Manuel Rivera
	OPERATIONS	Frederick Fennimore
	OPERATIONS	Alexie Reyes
	OPERATIONS	Michael Schermerhorn
	OPERATIONS	Shaun Profy
	OPERATIONS	Rayford Johnson
	OPERATIONS	Brian Carr
	OPERATIONS	Justin Crisp

8/23 - 8/27/2021

NR/CR/SR Toolbox Talks - Knowing What to do in an Emergency		# Trained: 68
		# in Class: 68
OPERATIONS	Matthew Meeker	
OPERATIONS	Mitchell Vance	
OPERATIONS	John Cerra	
OPERATIONS	Travis Utter	
OPERATIONS	Daniel Vander Berg	
OPERATIONS	Scott Sheldon	
OPERATIONS	Ernest Rath	
OPERATIONS	Robert Reinhardt	
OPERATIONS	William Kresge	
OPERATIONS	Leon Werkheiser, Jr.	
OPERATIONS	James Gower	
OPERATIONS	William Borger	
OPERATIONS	Walter Paul George	
OPERATIONS	Lloyd Johnson	
OPERATIONS	Steve Borger	
OPERATIONS	Mason Vance	
OPERATIONS	William Luscik	
OPERATIONS	Paul Wallace	
OPERATIONS	Brian Feller	
OPERATIONS	Kyle Williams	
OPERATIONS	Taylor Perry	
OPERATIONS	John Penrose	
OPERATIONS	Harald Simon	
OPERATIONS	Stephen Bosga	
OPERATIONS	Jordan Purdy	
OPERATIONS	Stephen Smith	
OPERATIONS	Daniel Steele	
OPERATIONS	Brian Keith	
OPERATIONS	Robert Coates	
OPERATIONS	Greg Lohrman	
OPERATIONS	Robert Varju	
OPERATIONS	Nat Amato	
OPERATIONS	Christopher Gulini	
OPERATIONS	Doug Scheer	
OPERATIONS	Lewis Hann	
OPERATIONS	Paul Panto	
OPERATIONS	Robert Tilwick	
OPERATIONS	Mark Simonetta Jr.	
OPERATIONS	Philip Becker	
OPERATIONS	John Marason	
OPERATIONS	Wayne Stamets	
OPERATIONS	Robert Smith	
OPERATIONS	Matthew Gary	
OPERATIONS	George Farrell	
OPERATIONS	Aaron Schermerhorn	
OPERATIONS	Robert Williamson	
OPERATIONS	Jared Burd	
OPERATIONS	Kenneth Terry III	
OPERATIONS	Charles Slack	
OPERATIONS	Christopher Jackson	
OPERATIONS	Richard Fleming	
OPERATIONS	Joseph Ritts	
OPERATIONS	Austin McCleery	
OPERATIONS	Boris Pustiak	
OPERATIONS	Greggory Rickert	
OPERATIONS	Richard Hett	
OPERATIONS	Harry Fawkes	
OPERATIONS	Anthony Sassani	
OPERATIONS	Matthew Satmary	
OPERATIONS	Donald Day	
OPERATIONS	Manuel Rivera	
OPERATIONS	Frederick Fennimore	
OPERATIONS	Alexie Reyes	
OPERATIONS	Michael Schermerhorn	
OPERATIONS	Shaun Profy	
OPERATIONS	Rayford Johnson	
OPERATIONS	Brian Carr	
OPERATIONS	Justin Crisp	
DRJTBC Learning Platform (Litmos) - Courses Completed		
# of Courses: 68	# of Users Logged into LP in May: 38	# of Users Taking Courses: 14
Learner Welcome Course (A Guide to the New DRJTBC Learning Platform)		# in Course: 4
OPERATIONS	Aaron Kinsman	
ADMINISTRATIVE	Donna Tronolone	
OPERATIONS	Jonathan Miller	
OPERATIONS	Robert Smith	
A Motivators Tool Kit 1.0		# in Course: 1
OPERATIONS	Aaron Kinsman	
Advanced Spelling - Suffixes and Capitalization 1.0 (US)		# in Course: 1
OPERATIONS	Aaron Kinsman	
Advanced Uses of the Comma 1.0 (US)		# in Course: 2
OPERATIONS	Aaron Kinsman	
OPERATIONS	Stacy Wilson	
Agenda Setting 1.0		# in Course: 1

	OPERATIONS	Ann Lear
Alcohol and Drug Awareness 1.0 (US)		# in Course: 3
	OPERATIONS	Wade Caccese
	OPERATIONS	Aaron Kinsman
	OPERATIONS	Ann Lear
Armed Robbery Survival Skills 3.0		# in Course: 1
	OPERATIONS	Sandra Hoagland
Basic Uses of the Comma 1.0 (US)		# in Course: 3
	OPERATIONS	Aaron Kinsman
	OPERATIONS	Jack Baum
	OPERATIONS	Stacy Wilson
Be Active 1.0		# in Course: 2
	OPERATIONS	Aaron Kinsman
	OPERATIONS	Jack Baum
Be Assertive the Right Way 2.0		# in Course: 1
	OPERATIONS	Aaron Kinsman
Be Likeable 1.0		# in Course: 4
	OPERATIONS	Aaron Kinsman
	OPERATIONS	Jack Baum
	OPERATIONS	Sandra Hoagland
	OPERATIONS	Stacy Wilson
Benefits and Pitfalls of Planning 1.0		# in Course: 1
	OPERATIONS	Aaron Kinsman
Bloodborne Pathogens and Your Exposure Control Plan 1.0 (US)		# in Course: 2
	OPERATIONS	Aaron Kinsman
	OPERATIONS	Robert Smith
Build Your Team 1.0		# in Course: 1
	OPERATIONS	Jack Baum
Building and Managing Your Dream Team 1.0		# in Course: 1
	OPERATIONS	Jack Baum
Business Report Writing Skills 1.0		# in Course: 2
	OPERATIONS	Aaron Kinsman
	OPERATIONS	Jack Baum
Business Writing Tips - Edit, Rewrite and Say It Right 1.0		# in Course: 1
	OPERATIONS	Aaron Kinsman
CBT and Mental Health - Anxiety and Panic Attacks 1.0		# in Course: 1
	OPERATIONS	Aaron Kinsman
CBT and Mental Health - Bipolar Disorder 1.0		# in Course: 2
	OPERATIONS	Aaron Kinsman
	OPERATIONS	Sandra Hoagland
CBT and Mental Health - Borderline Personality Disorder 1.0		# in Course: 1
	OPERATIONS	Aaron Kinsman
CBT and Mental Health - Introduction to Cognitive Behavioral Therapy 1.0		# in Course: 1
	OPERATIONS	Aaron Kinsman
Chemical Safety 1.0 (US)		# in Course: 2
	OPERATIONS	Aaron Kinsman
	OPERATIONS	Wade Caccese
Close Your Project Successfully 1.0		# in Course: 1
	OPERATIONS	Aaron Kinsman
Coaching Skills 2.0		# in Course: 1
	OPERATIONS	Jack Baum
Common Word Usage Errors 1.0 (US)		# in Course: 1
	OPERATIONS	Aaron Kinsman
Communication and Social Skills - Giving Feedback 1.0		# in Course: 1
	OPERATIONS	Aaron Edison
Communication and Social Skills - Receiving Feedback 1.0		# in Course: 1
	OPERATIONS	Aaron Edison
Correct Word Usage 1.0 (US)		# in Course: 1
	OPERATIONS	Aaron Kinsman
Current Trends in Privacy 1.0		# in Course: 1
	OPERATIONS	Kenneth O Terry
Customer Service Success 1.0		# in Course: 1
	OPERATIONS	Aaron Edison
Cyber Security - How to Stay Safe Online 2.0		# in Course: 1
	OPERATIONS	Kenneth O Terry
Cyber Security Overview 2.0		# in Course: 2
	OPERATIONS	Kenneth O Terry
	OPERATIONS	Tina Amato
Cyber Security Risks and Social Media 1.0		# in Course: 2
	OPERATIONS	Kenneth O Terry
	OPERATIONS	Tina Amato
Dealing with Performance Issues 1.0		# in Course: 2
	OPERATIONS	Kenneth O Terry
	OPERATIONS	Tina Amato
Dealing with Stressful People 1.0		# in Course: 2
	OPERATIONS	Kenneth O Terry
	OPERATIONS	Tina Amato
Decision Making Excellence 2.0		# in Course: 2
	OPERATIONS	Aaron Kinsman
	OPERATIONS	Tina Amato
	OPERATIONS	Kenneth O Terry
Decoding Indirect and Direct Messages 1.0 (US)		# in Course: 2
	OPERATIONS	Kenneth O Terry
	OPERATIONS	Tina Amato
Defending Against Reverse Delegation 1.0		# in Course: 2

	OPERATIONS	Kenneth O Terry
	OPERATIONS	Tina Amato
Delegate to Save Time and Develop Your Employees 1.0		# in Course: 2
	OPERATIONS	Kenneth O Terry
	OPERATIONS	Tina Amato
Delegating Authority 1.0		# in Course: 2
	OPERATIONS	Kenneth O Terry
	OPERATIONS	Tina Amato
Demystifying Management 1.0		# in Course: 2
	OPERATIONS	Kenneth O Terry
	OPERATIONS	Tina Amato
De-stressing Your Inner and Outer World 1.0		# in Course: 2
	OPERATIONS	Kenneth O Terry
	OPERATIONS	Tina Amato
Developing Employees 1.0		# in Course: 1
	OPERATIONS	Tina Amato
Developing Management Skills 2019		# in Course: 1
	OPERATIONS	Tina Amato
Developing Resilience 2.0		# in Course: 1
	OPERATIONS	Tina Amato
Directions of Communication in an Organization 1.0		# in Course: 1
	OPERATIONS	Tina Amato
Driver Safety Awareness 1.0 (US)		# in Course: 2
	OPERATIONS	Robert Smith
	OPERATIONS	Tina Amato
Effective Delegation 1.0		# in Course: 1
	OPERATIONS	Tina Amato
Email Management and Ethics 1.0 (US)		# in Course: 1
	OPERATIONS	Tina Amato
Embedding Organizational Culture 1.0		# in Course: 1
	OPERATIONS	Tina Amato
Emotional Intelligence 2.0		# in Course: 1
	OPERATIONS	Tina Amato
Employee Motivation - Job Dimensions 1.0		# in Course: 1
	OPERATIONS	Tina Amato
Employee Motivation and Ethics 1.0		# in Course: 1
	OPERATIONS	Tina Amato
Employee Rights - Job Protection Rights in the U.S. 2.0		# in Course: 1
	OPERATIONS	Tina Amato
Employee Rights - Privacy 2.0		# in Course: 1
	OPERATIONS	Tina Amato
Hand-arm Vibration Syndrome 1.0 (US)		# in Course: 1
	OPERATIONS	Robert Smith
Head Protection 1.0 (US)		# in Course: 1
	OPERATIONS	Robert Smith
Health and Wellbeing - Avoid Burning Out 1.0		# in Course: 1
	OPERATIONS	Aaron Edison
Health and Wellbeing - Letting Things Go 1.0		# in Course: 1
	OPERATIONS	Aaron Edison
How to Lead When You're Not the Boss - Skill Path		# in Course: 1
	OPERATIONS	Linda Tipton
Identifying Diversity in Others (2018)		# in Course: 1
	OPERATIONS	Aminah El-Burki
Leading A Diverse Workforce, Part 2 1.0		# in Course: 1
	OPERATIONS	Jack Baum
Lockout Tagout 1.0 (US)		# in Course: 1
	OPERATIONS	Robert Smith
Office 365 Basic 1.0		# in Course: 1
	OPERATIONS	Linda Tipton
PowerPoint Presentations 60 Minutes to Mastery - SkillPath		# in Course: 1
	OPERATIONS	Linda Tipton
PPE Awareness 1.0 (US)		# in Course: 1
	OPERATIONS	Robert Smith
Protecting Yourself from Stinging Insects 1.0		# in Course: 1
	OPERATIONS	Robert Smith
Protecting Yourself from Ticks and Mosquitoes 1.0		# in Course: 1
	OPERATIONS	Robert Smith
Total # of Courses: 86		Total # Trained: 359