

NEW JERSEY STATE HIGHWAY DEPARTMENT

96R620  
19642/6

| JUNE |     |     |     |     |    |     |
|------|-----|-----|-----|-----|----|-----|
| SUN  | MON | TUE | WED | THU | FR | SAT |
| 2    | 3   | 4   | 5   | 6   | 7  | 8   |
| 9    | 10  | 11  | 12  | 13  | 14 | 15  |
| 16   | 17  | 18  | 19  | 20  | 21 | 22  |
| 23   | 24  | 25  | 26  | 27  | 28 | 29  |

| JULY |     |     |     |     |     |     |
|------|-----|-----|-----|-----|-----|-----|
| SUN  | MON | TUE | WED | THU | FRI | SAT |
| 7    | 8   | 9   | 10  | 11  | 12  | 13  |
| 14   | 15  | 16  | 17  | 18  | 19  | 20  |
| 21   | 22  | 23  | 24  | 25  | 26  | 27  |
| 28   | 29  | 30  | 31  |     |     |     |

| DECEMBER |     |     |     |     |     |     |
|----------|-----|-----|-----|-----|-----|-----|
| SUN      | MON | TUE | WED | THU | FRI | SAT |
| 1        | 2   | 3   | 4   | 5   | 6   | 7   |
| 8        | 9   | 10  | 11  | 12  | 13  | 14  |
| 15       | 16  | 17  | 18  | 19  | 20  | 21  |
| 22       | 23  | 24  | 25  | 26  | 27  | 28  |
| 29       | 30  | 31  |     |     |     |     |

| SEPTEMBER |     |     |     |     |    |     |
|-----------|-----|-----|-----|-----|----|-----|
| SUN       | MON | TUE | WED | THU | FR | SAT |
| 1         | 2   | 3   | 4   | 5   | 6  | 7   |
| 8         | 9   | 10  | 11  | 12  | 13 | 14  |
| 15        | 16  | 17  | 18  | 19  | 20 | 21  |
| 22        | 23  | 24  | 25  | 26  | 27 | 28  |
| 29        | 30  |     |     |     |    |     |

| OCTOBER |     |     |     |     |     |     |
|---------|-----|-----|-----|-----|-----|-----|
| SUN     | MON | TUE | WED | THU | FRI | SAT |
| 6       | 7   | 8   | 9   | 10  | 11  | 12  |
| 13      | 14  | 15  | 16  | 17  | 18  | 19  |
| 20      | 21  | 22  | 23  | 24  | 25  | 26  |
| 27      | 28  | 29  | 30  | 31  |     |     |

| FEBRUARY |     |     |     |     |     |     |
|----------|-----|-----|-----|-----|-----|-----|
| SUN      | MON | TUE | WED | THU | FRI | SAT |
| 3        | 4   | 5   | 6   | 7   | 8   | 9   |
| 10       | 11  | 12  | 13  | 14  | 15  | 16  |
| 17       | 18  | 19  | 20  | 21  | 22  | 23  |
| 24       | 25  | 26  | 27  | 28  |     |     |

| JANUARY |     |     |     |     |     |     |
|---------|-----|-----|-----|-----|-----|-----|
| SUN     | MON | TUE | WED | THU | FRI | SAT |
| 6       | 7   | 8   | 9   | 10  | 11  | 12  |
| 13      | 14  | 15  | 16  | 17  | 18  | 19  |
| 20      | 21  | 22  | 23  | 24  | 25  | 26  |
| 27      | 28  | 29  | 30  | 31  |     |     |

| MAY |     |     |     |     |     |     |
|-----|-----|-----|-----|-----|-----|-----|
| SUN | MON | TUE | WED | THU | FRI | SAT |
| 5   | 6   | 7   | 8   | 9   | 10  | 11  |
| 12  | 13  | 14  | 15  | 16  | 17  | 18  |
| 19  | 20  | 21  | 22  | 23  | 24  | 25  |
| 26  | 27  | 28  | 29  | 30  | 31  |     |

| MARCH |     |     |     |     |     |     |
|-------|-----|-----|-----|-----|-----|-----|
| SUN   | MON | TUE | WED | THU | FRI | SAT |
| 3     | 4   | 5   | 6   | 7   | 8   | 9   |
| 10    | 11  | 12  | 13  | 14  | 15  | 16  |
| 17    | 18  | 19  | 20  | 21  | 22  | 23  |
| 24    | 25  | 26  | 27  | 28  | 29  | 30  |

YEAR 'ROUND

DRIVING HINTS

New Jersey State Library

| NOVEMBER |     |     |     |     |    |     |
|----------|-----|-----|-----|-----|----|-----|
| SUN      | MON | TUE | WED | THU | FR | SAT |
| 3        | 4   | 5   | 6   | 7   | 8  | 9   |
| 10       | 11  | 12  | 13  | 14  | 15 | 16  |
| 17       | 18  | 19  | 20  | 21  | 22 | 23  |
| 24       | 25  | 26  | 27  | 28  | 29 | 30  |

| AUGUST |     |     |     |     |     |     |
|--------|-----|-----|-----|-----|-----|-----|
| SUN    | MON | TUE | WED | THU | FRI | SAT |
| 4      | 5   | 6   | 7   | 8   | 9   | 10  |
| 11     | 12  | 13  | 14  | 15  | 16  | 17  |
| 18     | 19  | 20  | 21  | 22  | 23  | 24  |
| 25     | 26  | 27  | 28  | 29  | 30  | 31  |

| APRIL |     |     |     |     |     |     |
|-------|-----|-----|-----|-----|-----|-----|
| SUN   | MON | TUE | WED | THU | FRI | SAT |
| 7     | 8   | 9   | 10  | 11  | 12  | 13  |
| 14    | 15  | 16  | 17  | 18  | 19  | 20  |
| 21    | 22  | 23  | 24  | 25  | 26  | 27  |
| 28    | 29  | 30  |     |     |     |     |

NORMAL CONDITIONS

WINTER DRIVING

HOW TO KEEP YOUR DRIVEWAY CLEAR

DEPARTMENT LIBRARY  
N. J. DEPT. OF TRANSPORTATION  
TRENTON, NEW JERSEY

## NORMAL CONDITIONS

### BEFORE STARTING


Assure yourself your car has no mechanical defects that may cause loss of car control. Check your turn signals, stop lights and headlights and last but not least your brakes.

Plan your route and be familiar with your point of turn-off from the main highway.

### ON THE HIGHWAY

Drive by route number. All state and county highways are numbered and well marked.

Drive courteously and you'll avoid a lot of trouble and enjoy your journey.



On a long trip make it a habit to check your gas and oil gauge. Don't wait until you have long since passed a service station.

Use your turn signals before every turn and when changing lanes.

Check your radio volume. Your keen sense of hearing is needed for safe driving.

Check your rear-view mirror frequently—especially when planning to turn or apply brakes. Don't "tail gate" under any circumstance. Stay one car length behind for each 10 m.p.h. of travel speed.

When passing or overtaking another vehicle don't hang in his "blind spot." Either accelerate or fall back.

Anticipate the driver ahead as best you can. Look through his windows at the car ahead of his.

Float with traffic—don't lag or try to out-run it. You invite trouble either way.

Keep in the right hand lane unless passing another car.

Don't speed. Many of our traffic signal systems are synchronized to match the speed limit so the odds are you won't gain anything in the long run.

Always drive with a vent or window at least partly open. Carbon monoxide fumes can lull you to sleep with fatal results.

Stay alert. If you feel drowsy, park off the main highway and nap.

Official signs are placed for your benefit. Observe and heed them.

Don't be stubborn. Alter your driving speed to traffic and weather conditions.

Don't "out-drive your headlights." Figure on being able to stop within your sight distance. Use low-beam headlights when night-driving in fog. They will illuminate our reflective white traffic lines.

### ENTERING AND LEAVING TRAFFIC

Acceleration lanes are provided on free-

ways and most new highways. Use them to gain speed then merge with moving traffic.

Don't slow for turning while in main traffic lanes. Use deceleration lanes provided on all freeways and most highways or hard surfaced shoulders.

### AT AN INTERSECTION

NEVER ignore a stop street sign—if you do, you're fair game for a traffic summons or funeral service.

When stopping for traffic signals leave some room ahead. You might need it for maneuvering.


Quickly double-check crossroad traffic before moving ahead after standing for a red light. There might be a straggler or an absent-minded driver.

Don't rely completely on the other driver's mechanical turn signals. Keep the margin of safety on your side.

## NORMAL CONDITIONS

## WINTER DRIVING

## HOW TO KEEP YOUR DRIVEWAY CLEAR





## WINTER DRIVING

The New Jersey State Highway Department has more than 1,750 pieces of snow and ice control equipment and about 3,000 men ready to go into action on a few hours notice.

The Department is notified well in advance of any threatening weather conditions through subscription to a top-flight weather service and during the storm is kept abreast of weather changes.

By means of the Department's two-way radio system (10 base stations and 255 mobile units) the state-wide snow and ice control job is co-ordinated to the best advantage of the state.

All of these facilities will be used to help you travel as safely and expeditiously as possible. You can do much to aid yourself, and the Department too, if you follow these suggestions.

### EARLY PREPARATION

Before cold weather sets in make sure your car and all its accessories are ready for the winter season. Check these points—

- Braking system mechanically good.
- Brakes evenly balanced.
- Good tread on front tires.
- Wheels in alignment.
- Snow tires mounted on rear wheels.
- Tire chains and warning flares in trunk.

- Sufficient anti-freeze in radiator.
- Heater and defroster operating efficiently.
- Ice scraper for windows.
- Windshield wiper blades operating.

### WHEN SNOW OR ICE IS EXPECTED

Don't drive unless it is absolutely necessary. However if you must:

- Fill your gas-tank.
- Put a bucket or bag of sand in car trunk.
- Store a shovel in your car trunk.
- Put some non-perishable snacks in your glove compartment.
- Add a heavy blanket to your car's standard equipment.
- Keep abreast of the weather via your car radio.
- Park off main highways or designated "snow streets."

### DRIVING ON HAZARDOUS ROADS

During a snowfall or immediately thereafter, you can do many things to increase your safety factor:

- Don't wait until you are stuck to put emergency chains over your regular or snow tires.
- Drive calmly and modestly—don't try to accelerate rapidly, maintain an even

pace, take curves and corners with due caution.

Apply brakes sparingly and in small doses. Don't press them hard—you'll only skid and probably lose control of your vehicle.

Drive well back of the car ahead so you'll have plenty of leeway to stop. Don't cut across center islands, or go in the wrong direction on one-way streets or ramps to avoid traffic tie-ups, stay in line.

Give snowplows and sand-spreading trucks the right of way.

Listen to radio road condition reports and avoid routes in poor or congested condition.

### IF YOU ARE STOPPED

Conserve your battery and gasoline supply. If you get tied up in standing traffic shut your accessories off and cut the motor if it looks like you'll be stopped for an extended period.

Don't abandon your vehicle. Don't run out of gas. Use a blanket to keep warm.

Co-operate fully with the police and highway maintenance crews working to clear the roads.

In essence—be a good citizen!

## WINTER DRIVING

TRENTON, NEW JERSEY

## HOW TO KEEP YOUR DRIVEWAY CLEAR

# A Winter Suggestion

## HOW TO KEEP YOUR DRIVEWAY CLEAR

On several occasions this winter your State Highway Department will be called upon to clear the New Jersey State Highway System of snow. Each time the job will be equal to plowing snow from a two-lane highway stretching across the country, from the Atlantic to the Pacific, and a little bit more. During each storm we will be given a minimum of time.

And just as certain as the storms is the certainty that we will displease some property owners because we will have plowed their already cleared driveways full of snow again. Actually, we wish we could leave each driveway meticulously clear, but to do this would mean that we should never finish the plowing in a reasonable time.

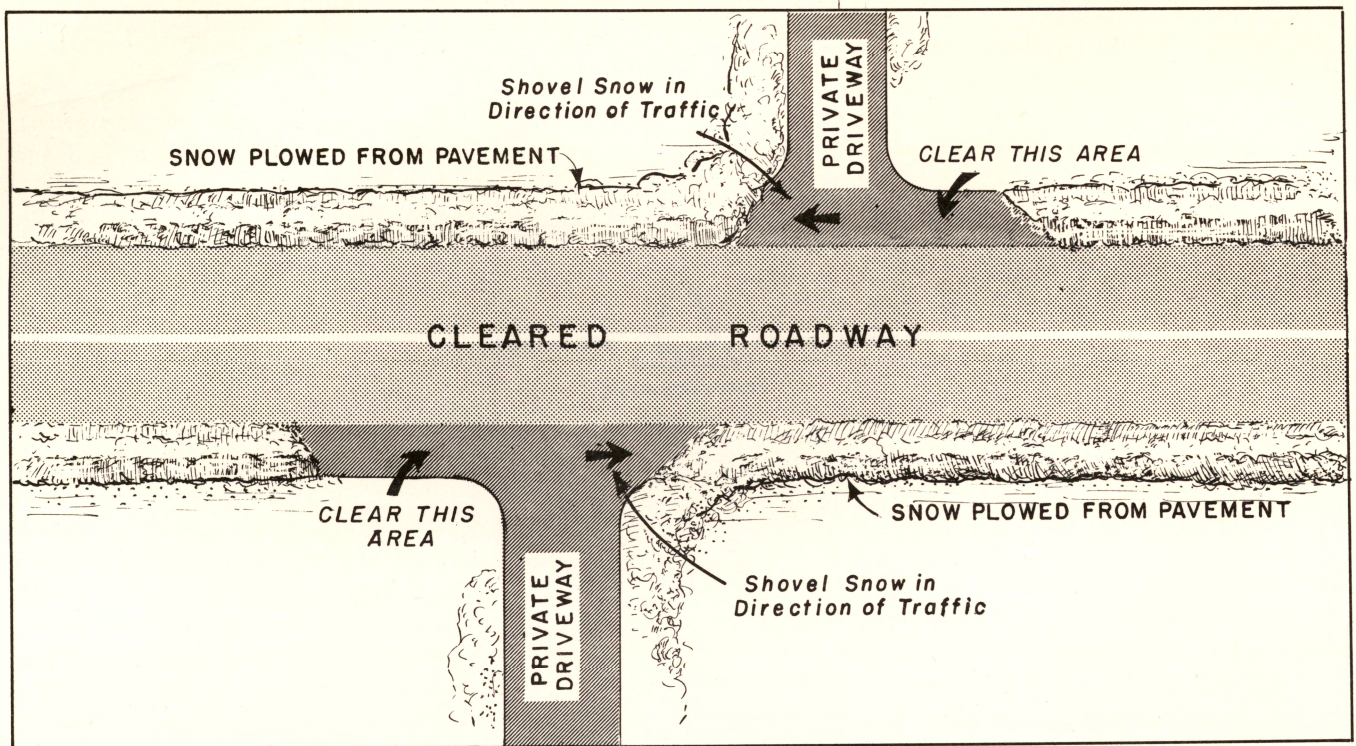
During a storm our plows must keep the pavement or traveled right of way clear. After the storm and after the pavement has been cleared, we must "widen-out" and clear the shoulder.

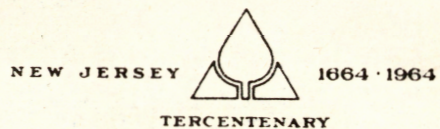
During this phase the highway-driveway conflict appears. A plow on widening operation fills the opening in the driveway you have cleared. We recognize this is discouraging and irritating, but with your cooperation this inconvenience can be minimized.

Below you will find a sketch showing how your driveway can be initially cleared to reduce the possibility that after the plow passes you will be snow-bound again. We suggest that you clear your driveway in the manner suggested in the sketch. If you will shovel snow in the direction of traffic and also make a pocket next to your driveway, as shown, snow accumulations on the plow will dump into that pocket and only a bare minimum will go into the driveway opening.

We invite your cooperation and assure you of our desire to cause you a minimum of inconvenience.

NEW JERSEY STATE HIGHWAY DEPARTMENT





BUREAU OF PUBLIC INFORMATION  
**NEW JERSEY STATE HIGHWAY DEPARTMENT**

1035 Parkway Avenue — Trenton 25, New Jersey