



State of New Jersey

DEPARTMENT OF HUMAN SERVICES
PO Box 700
TRENTON, NJ 08625-0700

JON S. CORZINE
Governor

JENNIFER VELEZ
Commissioner

June 18, 2009

Honorable Barbara Buono, Chair
Senate Budget and Appropriations
Committee
Senate Majority Office, State House
P.O. Box 099
Trenton, NJ 08625-0099

Honorable Nellie Pou, Chair
Assembly Appropriations Committee
Assembly Majority Office, State House
P.O. Box 098
Trenton, NJ 08625-0098

Dear Senator Buono and Assemblywoman Pou:

I am pleased to enclose the Work First New Jersey (WFNJ) Quarterly Progress Update for the quarter ending December 2008.

This report reflects the current trend of clients receiving Temporary Assistance for Needy Families (TANF) and General Assistance (GA) benefits. During this quarter, an average of about 780 clients (TANF and GA combined) left WFNJ for employment each month. The average wage of TANF clients who became employed was \$9.59 per hour.

I welcome your comments on any of the issues discussed in this report. If you would like additional information, please contact me or Jeanette Page-Hawkins, Director of the Division of Family Development, at 609-588-2401.

Sincerely,



Jennifer Velez
Commissioner

JV:14

Enclosure

c: Jeanette Page-Hawkins
Patrick Gillespie, Senate Democratic Office
James A. Harkness, Senate Republican Office
William Caruso, Assembly Democratic Office
Richard Wright, Assembly Republican Office



WORK FIRST NJ

Quarterly Progress Update December 2008

**NEW JERSEY DEPARTMENT OF
HUMAN SERVICES**

Division of Family Development

**Jeanette Page-Hawkins
Director**



Jon S. Corzine
Governor

Jennifer Velez
Commissioner



Work First New Jersey (WFNJ) Quarterly Progress Update

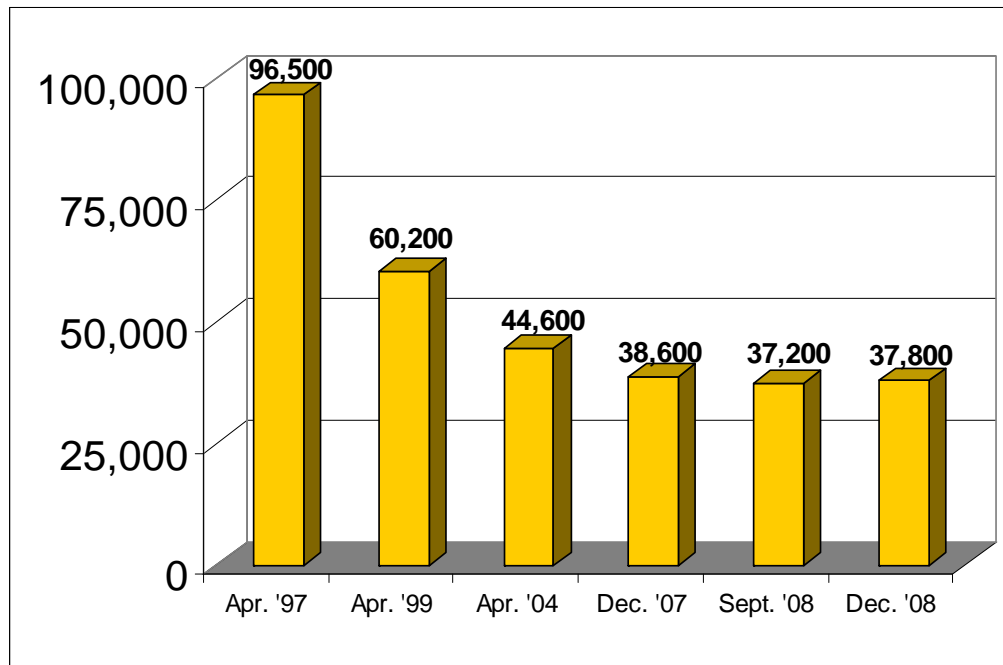
Quarter Ending December 2008

1. Work First NJ Caseload

•Temporary Assistance for Needy Families (TANF)

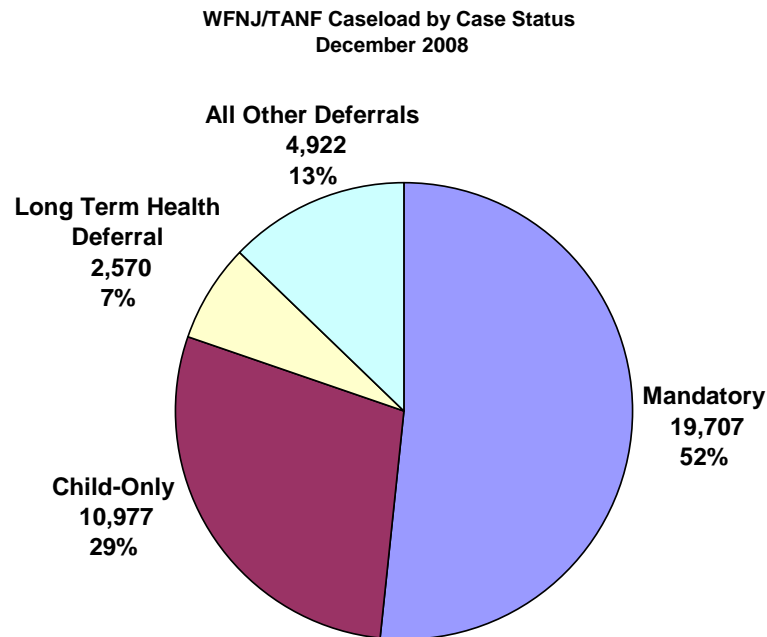
The number of families receiving WFNJ/TANF totaled approximately 37,800 as of December 2008.

WFNJ TANF Caseload



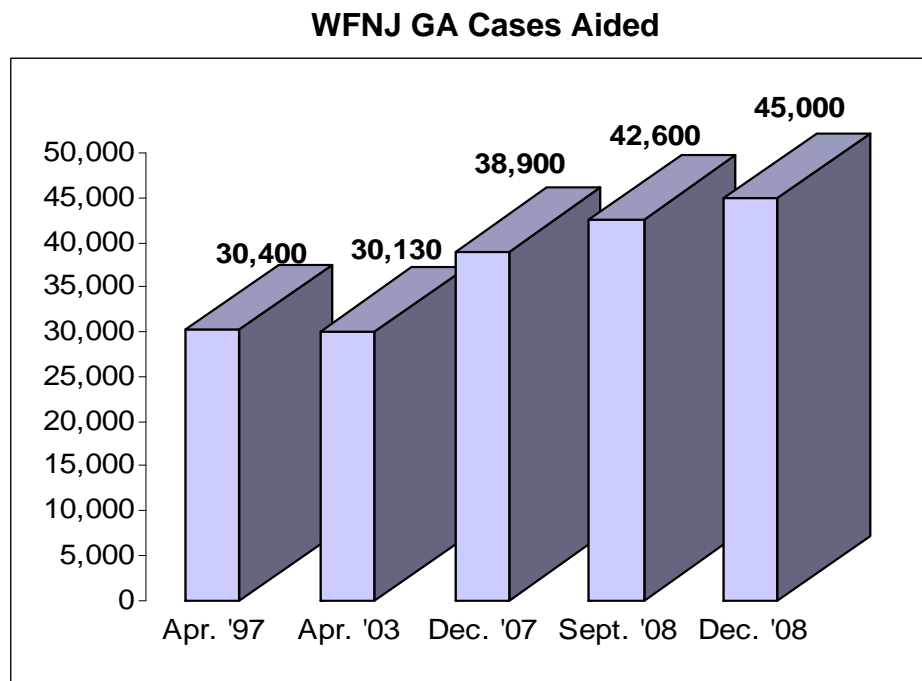
•Client Deferrals and Exemptions

Of the total TANF caseload of 37,800, about 19,700 cases (52 percent) were those with adults in the household who must comply with WFNJ work requirements.



•General Assistance (GA)

As of December 2008, there were approximately 45,000 General Assistance (GA) persons aided in New Jersey, continuing an upward trend in this program.



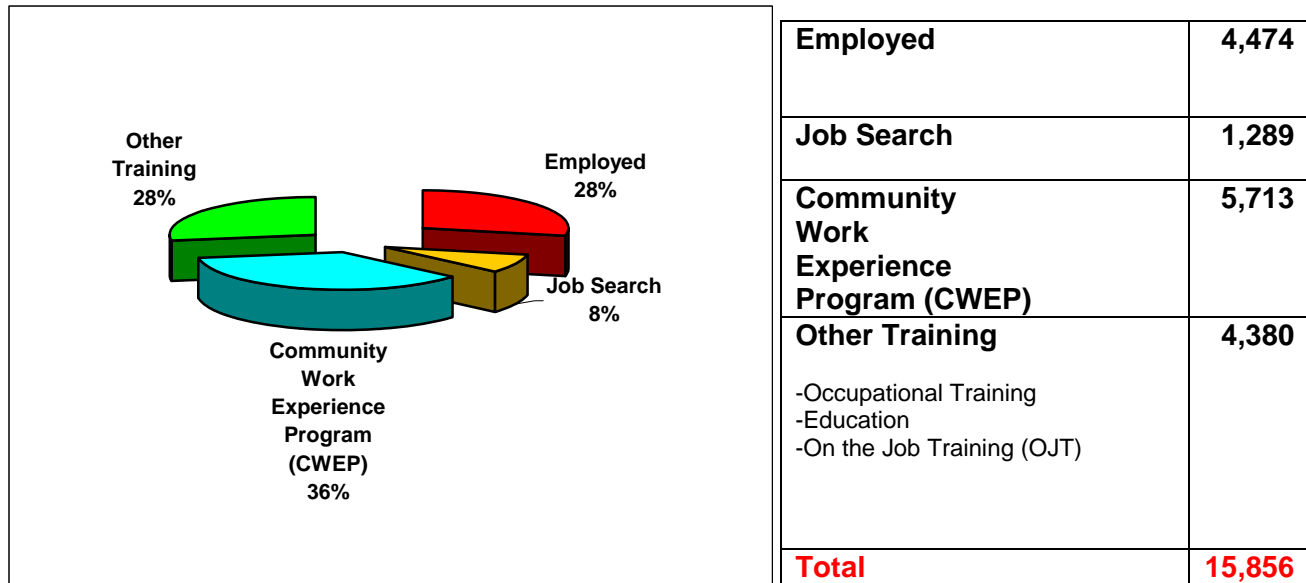
•Teenaged Welfare Recipients

About 900 (2.4 percent) of the total TANF population in December 2008 were teenaged recipients, below age 20, who were adult payees.

2. Employment & Work Preparation

•Participation of WFNJ TANF Clients in Employment-Directed Activities

For the month of December 2008, TANF clients were scheduled to be engaged in more than 15,800 work activities. About 4,500 TANF clients had begun working but were still receiving a partial cash assistance payment.

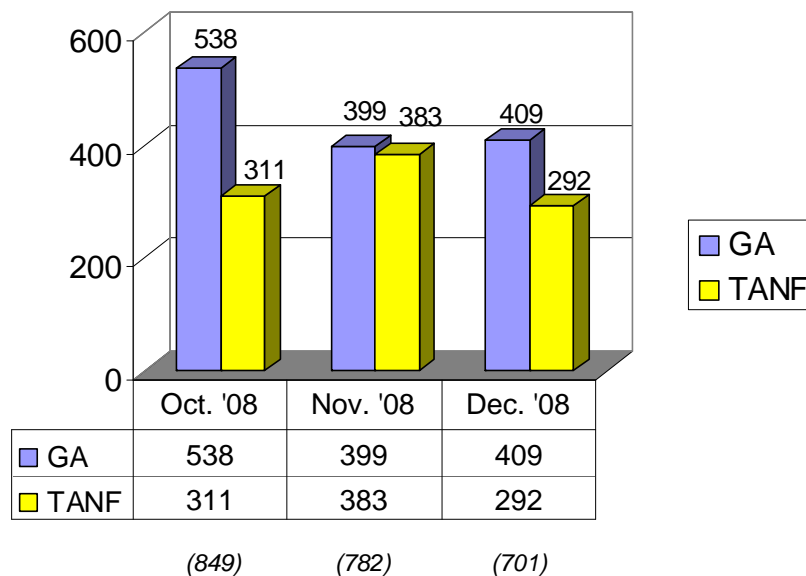


•Cases that met the Federal Participation Requirement

Of the people scheduled to participate in the work-directed activities, 4,551 participated at levels sufficient to satisfy federal requirements.

•Cases Closed Due to Employment

During the quarter, a combined average of about 780 WFNJ TANF and GA clients left welfare for employment each month.



•Major Reasons for TANF Case Closings

October to December 2008

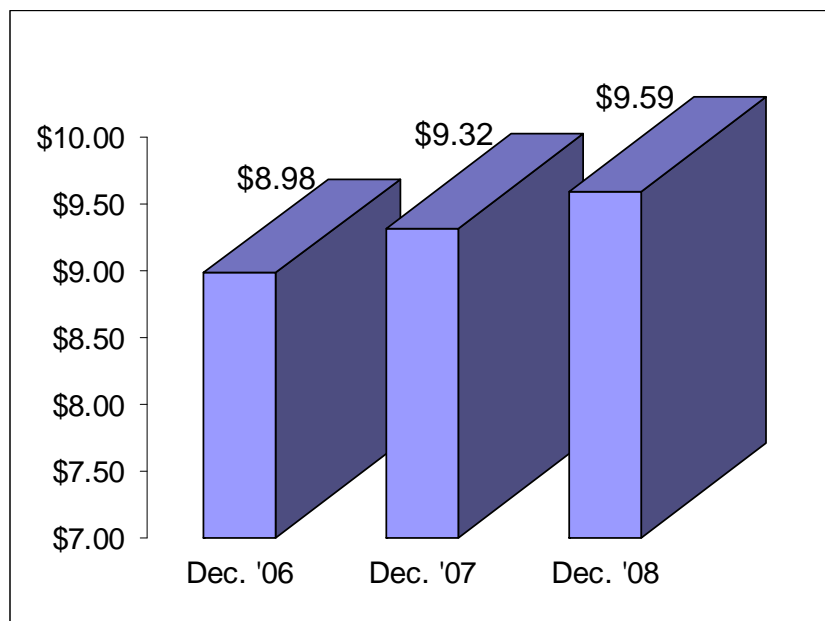
| | Oct | Nov | Dec. | Total |
|------------------------------|--------------|--------------|--------------|--------------|
| Due to Employment | 311 | 383 | 292 | 986 |
| No Eligible Children | 244 | 214 | 195 | 653 |
| No Redetermination | 313 | 280 | 285 | 878 |
| Moved Out of State | 129 | 119 | 80 | 328 |
| All Other Closed | 1,789 | 1,875 | 1,630 | 5,294 |
| (Unemployment Ins. Benefits) | 197 | 169 | 130 | 496 |
| (Recipient Withdrawal) | 214 | 194 | 163 | 571 |
| (Recipient Initiative) | 75 | 58 | 49 | 182 |
| (Moved to Another County) | 62 | 74 | 54 | 190 |
| (Unable to Verify Residence) | 73 | 86 | 63 | 222 |
| (Other Closed Cases) | 1168 | 1,294 | 1,171 | 3,633 |
| Total Closed Cases | 2,786 | 2,871 | 2,482 | 8,139 |

About 12 percent of all TANF cases closed during the quarter were closed due to employment.

•Earnings of Former TANF Recipients

During the third quarter of 2008, WFNJ TANF recipients who were working were earning an average of \$9.59 per hour, an increase of 27 cents per hour over the average wage for the same quarter in 2007.

Average Hourly Wages of Former TANF Recipients



•Statewide Job Openings

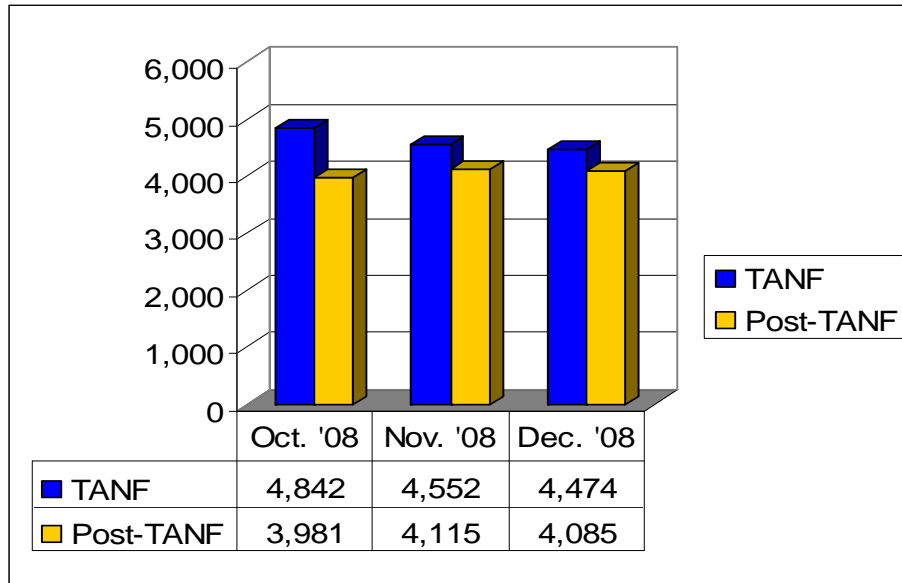
According to the NJ Department of Labor and Workforce Development, there were more than 92,000 job openings statewide during the period of January 1, 2008 through December 31, 2008. The majority of positions available were in the Administration and Support, Waste Management and Remediation category, followed by the Retail Trade and Professional, Scientific and Technical Services fields.

| LWD statewide job openings | |
|---|-----------------|
| Occupation | Openings |
| Admin. & Support, Waste Mgt. & Remediation | 16,684 |
| Retail Trade | 8,896 |
| Professional, Scientific & Technical Services | 7,768 |
| Manufacturing | 7,353 |
| Health Care & Social Assistance | 6,852 |
| Accommodation & Food Services | 5,950 |
| Transportation & Warehousing | 4,739 |
| Other Services | 4,306 |
| Arts, Entertainment & Recreation | 3,517 |
| Information | 2,138 |
| Wholesale Trade | 2,028 |
| Finance & Insurance | 1,586 |
| Construction | 1,511 |
| Agriculture, Forestry, Fishing, Hunting | 902 |
| Educational Services | 889 |
| Real Estate & Rental & Leasing | 680 |
| Utilities | 454 |
| Management of Companies & Enterprises | 81 |
| Mining | 10 |
| Total | 84,114 |

3. Child Care

As of December 2008, about 4,500 WFNJ TANF clients were receiving child care benefits. Post-TANF child care benefits were issued to about 4,100 families who had become employed and were no longer receiving cash assistance.

**WFNJ TANF Cases Receiving
Child Care Benefits, December 2008**



4. WFNJ Program Expenditures

The attached Appendix provides a summary of WFNJ program expenditures for the quarter.

**NOTE: ALL CHARTS AND GRAPHS HAVE BEEN DEVELOPED BY
THE DIVISION OF FAMILY DEVELOPMENT.**

**FOR FURTHER INFORMATION REGARDING CHARTS AND GRAPHS
OR PROGRAM EXPENDITURES, PLEASE CONTACT
JEANETTE PAGE-HAWKINS, DIRECTOR, AT 609-588-2401.**

**THE DIVISION OF FAMILY DEVELOPMENT
WORK FIRST NEW JERSEY (WFNJ) EXPENDITURES
Quarter Ending December 31, 2008**

| | Actual Dec 31, 2007 | Actual Mar 31, 2008 | Actual June 30, 2008 | Actual Sept 30, 2008 | Estimated Dec 31, 2008 | TOTAL COSTS CY 2007 1/07 - 12/07 | TOTAL COSTS SFY 2008 7/07 - 6/08 | TOTAL COSTS CY 2008 1/08 - 12/08 | TOTAL COSTS SFY 2009 7/08 - 6/09 |
|---|------------------------|------------------------|-------------------------|-------------------------|---------------------------|---|---|---|---|
| (A) CASE MANAGEMENT | | | | | | | | | |
| TANF | \$9,708,009 | \$7,793,893 | \$10,420,654 | \$8,696,125 | \$9,154,670 | \$34,150,257 | \$36,037,274 | \$36,065,343 | \$17,850,796 |
| Food Stamps/Able Bodied Adults W/O Dependents | \$3,705,721 | \$3,113,690 | \$3,752,706 | \$3,366,338 | \$3,484,614 | \$13,020,609 | \$13,778,476 | \$13,717,347 | \$6,850,951 |
| GA | \$2,544,304 | \$2,429,101 | \$2,866,810 | \$2,707,641 | \$2,636,964 | \$9,566,838 | \$10,240,263 | \$10,640,515 | \$5,344,605 |
| (B) SUPPLEMENTAL SERVICE | | | | | | | | | |
| Special Initiative | \$1,437,401 | \$1,608,632 | \$1,673,732 | \$1,477,535 | \$1,549,325 | \$6,314,114 | \$6,061,160 | \$6,309,224 | \$3,026,860 |
| (C) CHILD CARE | \$24,706,515 | \$24,660,669 | \$24,921,850 | \$26,965,028 | \$25,313,516 | \$94,737,796 | \$98,537,057 | \$101,861,063 | \$52,278,543 |
| (D) TRAINING RELATED EXPENSE, PARTICIPANT ALLOWANCE AND TRANSPORTATION BLOCK GRANT | | | | | | | | | |
| TANF | \$2,468,187 | \$2,610,084 | \$2,915,979 | \$2,328,440 | \$2,580,673 | \$9,524,599 | \$10,369,757 | \$10,435,176 | \$4,909,113 |
| Food Stamps | \$611,149 | \$710,439 | \$686,834 | \$642,693 | \$662,779 | \$2,481,310 | \$2,622,379 | \$2,702,744 | \$1,305,472 |
| GA | \$395,652 | \$465,858 | \$497,384 | \$417,406 | \$444,075 | \$1,516,428 | \$1,745,794 | \$1,824,723 | \$861,481 |
| (E) DEPARTMENT OF LABOR AND WORK FORCE DEVELOPMENT - EMPLOYMENT AND TRAINING | | | | | | | | | |
| TANF | \$15,378,543 | \$14,040,399 | \$21,144,525 | \$11,152,839 | \$15,429,077 | \$54,816,604 | \$59,355,310 | \$61,766,840 | \$26,581,916 |
| Food Stamps/Able Bodied Adults W/O Dependents | \$3,339,333 | \$3,129,218 | \$4,320,212 | \$4,513,493 | \$3,825,564 | \$10,832,447 | \$12,775,800 | \$15,788,487 | \$8,339,057 |
| GA | \$2,232,756 | \$2,132,652 | \$2,845,686 | \$6,387,103 | \$3,399,549 | \$7,671,901 | \$8,555,883 | \$14,764,991 | \$9,786,653 |
| (F) OMEGA SYSTEM | \$467,044 | \$468,527 | \$470,010 | \$471,492 | \$469,268 | \$1,823,358 | \$1,865,211 | \$1,879,297 | \$940,760 |
| TOTAL EXPENDITURES | \$66,994,614 | \$63,163,161 | \$76,516,381 | \$69,126,134 | \$68,950,073 | \$246,456,262 | \$261,944,366 | \$277,755,749 | \$138,076,206 |

FOOTNOTES:

ACTUAL expenditures are subject to subsequent adjustment and reconciliation to be reflected on future reports.

ACTUAL expenditures for OMEGA SYSTEM have been revised to reflect actual expenditures.