

VIEWS  
OF  
ASBURY PARK  
AND  
OCEAN GROVE.

J914.946  
A79  
B511

94946  
B

COLEMAN HOUSE.



Published and copyrighted 1888 by T. H. Beringer, Asbury Park N. J.

BEACH VIEW FROM



BERINGER'S PAVILION.



MAIN DEPOT, ASBURY PARK.

J91  
A70  
B5

946

11



MAIN STREET, ASBURY PARK.

East Library



OCEAN GROVE BEACH.



BATHING HOUSES.

WESLEY LAKE SEEN FROM OCEAN GROVE.

SHELDON HOUSE.




THE AUDITORIUM OCEAN GROVE.



WESLEY LAKE SEEN FROM ASBURY PARK.

RESIDENCE OF DOCTOR BRUCE S. KEATOR.



RESIDENCE OF T. H. BERINGER.




OCEAN HOTEL, ASBURY PARK N. J.




RESIDENCE OF URIAH WHITE.




RESIDENCE OF DOCTOR HUGH S. KINMONTH.  
ASBURY PARK.




LAKE PATHWAY.



ASSOCIATION BUILDING.



PIONEER WOMEN VASE.



OCEAN GROVE.

TENT LIFE.



BOARD WALK AND BEACH, ASBURY PARK.



SOUTHEAST VIEW OF COLEMAN HOUSE, ASBURY PARK.



SUNSET LAKE, ASBURY PARK.



NEW NORTH BRICK WING COLEMAN HOUSE, ASBURY PARK.



THE SHELDON.




BLOWN ON THE SANDS.



BERINGER'S PAVILION, ASBURY PARK.




VIEW FROM FIFTH AVENUE PAVILION, ASBURY PARK.




EDUCATIONAL HALL. ASBURY PARK.



LIBERTY SQUARE, ASBURY PARK.



FIRST METH. EP. CHURCH.  
ASBURY PARK.



LIBRARY BUILDING.



ON THE BEACH, ASBURY PARK.

# Asbury Park, New Jersey.



The growth of this Seaside Resort has been phenomenal. In 1869 it was without house or inhabitant, consisted of forest and sand-dunes, and was assessed at sixteen thousand dollars. In 1888 the assessed valuation was between *two and three millions.*

ASBURY PARK is forty-one miles from New York in a direct line, but fifty one by railroad. The distance by railroad from Philadelphia is about eighty-six miles.

"Pub. & copyrighted by T. H. Beringer 1888"

