



WORK FIRST NJ

Quarterly Progress Update December 2007

**NEW JERSEY DEPARTMENT OF
HUMAN SERVICES**

Division of Family Development

**Jeanette Page-Hawkins
Director**



***Jon S. Corzine
Governor***

***Jennifer Velez
Commissioner***



Work First New Jersey (WFNJ) Quarterly Progress Update

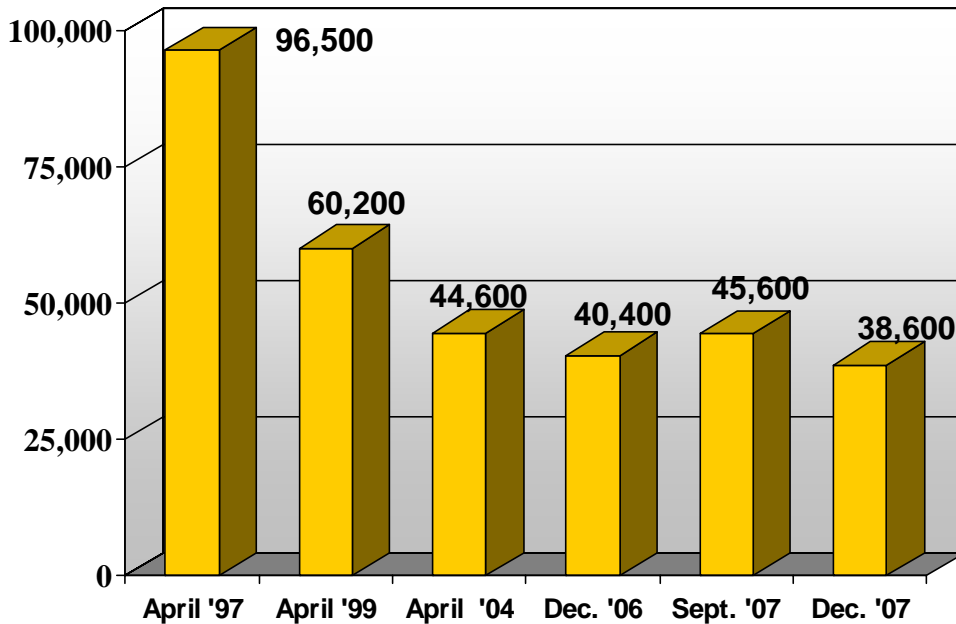
Quarter Ending December 2007

1. Work First NJ Caseload

•Temporary Assistance for Needy Families (TANF)

The number of families receiving WFNJ/TANF totaled approximately 38,600 as of December 2007.

WFNJ TANF Caseload



•Client Deferrals and Exemptions

A total of about 19,200 TANF cases were exempt or deferred from participating in a work activity:

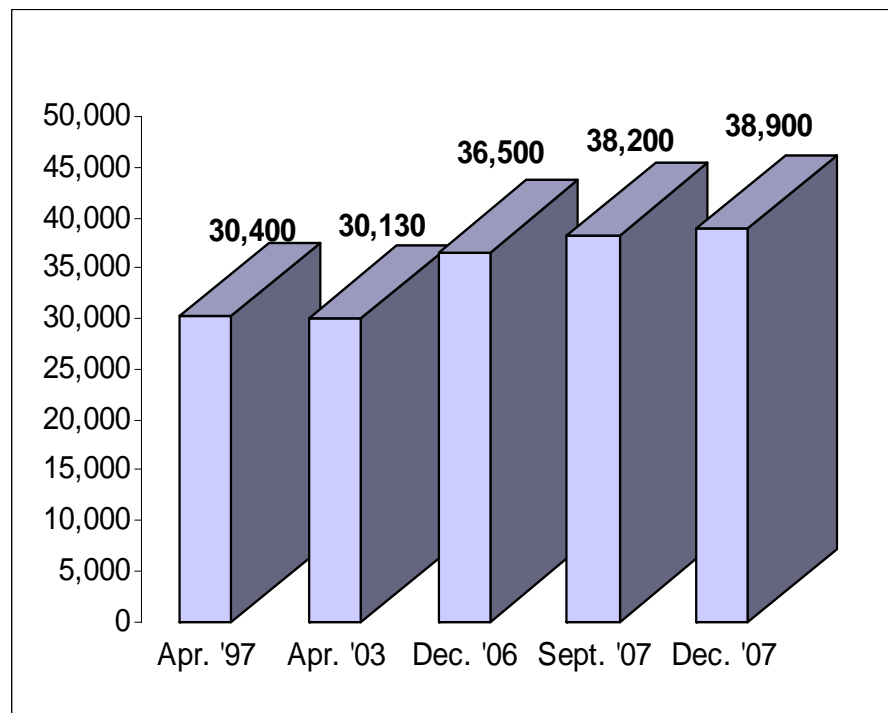
- ⇒ About 5,000 TANF cases were granted a temporary deferral from the requirement to participate in a work activity.
- ⇒ About 10,400 cases had no work requirement because they were designated as “child-only” cases.
- ⇒ An additional 3,800 cases were exempt (permanently disabled or over the age of 60) from participating in a work activity.

Therefore, of the total TANF caseload of 38,600, about 19,400 cases (50 percent) were those with adults in the household who must comply with WFNJ work requirements.

•General Assistance (GA)

As of December 2007, there were approximately 38,900 General Assistance (GA) cases in New Jersey.

WFNJ GA Caseload



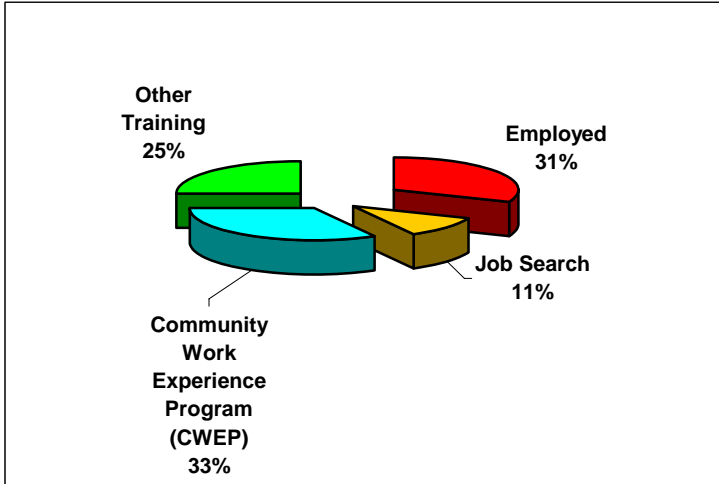
•Teenaged Welfare Recipients

About 1,000 (2.5%) of the total TANF population in December 2007 were teenaged recipients, aged 18 and 19, who were heads of their households.

2. Employment & Work Preparation

•Participation of WFNJ TANF Clients in Employment-Directed Activities

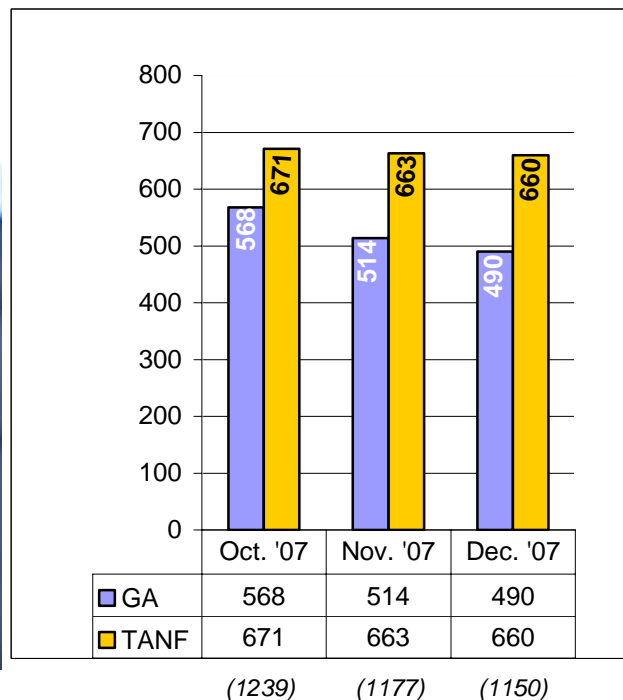
As of December 2007, TANF clients were engaged in more than 15,700 work activities. About 3,900 (39 percent) of these individuals had begun working but were still receiving a partial cash assistance payment, due to lower levels of income.



Employed	4,892
Job Search	1,737
Community Work Experience Program (CWEP)	5,224
Other Training	3,938
- Alternative Work Experience (AWEP) - Occupational Training - Education - On the Job Training (OJT)	
Total	15,791

•Cases Closed Due to Employment

During the quarter, a combined average of about 1,200 WFNJ TANF and GA clients left welfare for employment each month.



•Major Reasons for TANF Case Closings

October to December 2007

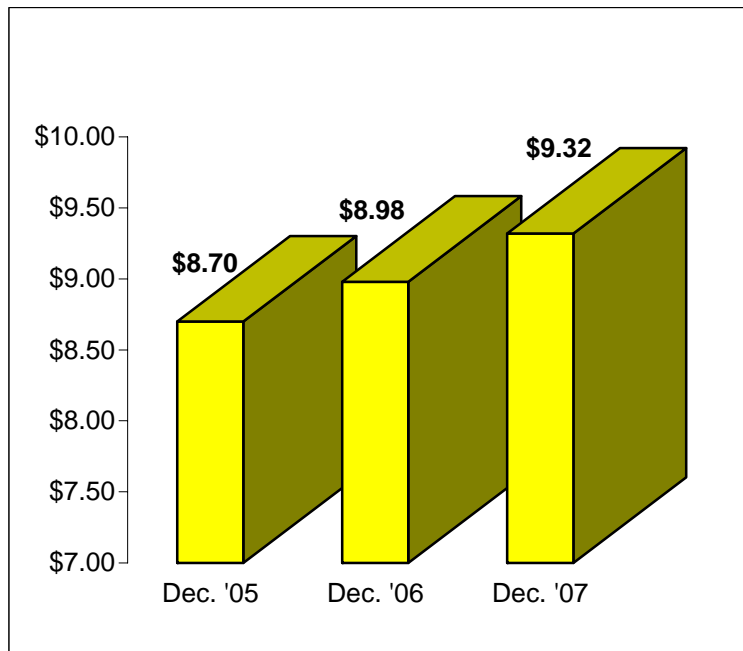
	Oct	Nov.	Dec.	Total
Due to Employment	671	663	660	1,994
No Eligible Children	203	242	206	651
No Redetermination	373	379	384	1,136
Moved Out of State	124	100	75	299
All Other Closed	1,389	1,328	1,414	4,131
(Unemployment Ins. Benefits)	(93)	105	96	294)
(Recipient Withdrawal)	(214)	163	164	541)
(Recipient Initiative)	(53)	73	77	203)
(Moved to Another County)	(58)	81	56	195)
(Unable to Verify Residence)	(77)	62	67	206)
(Other Closed Cases)	(894)	844	954	2,692)
Total Closed Cases	2,760	2,712	2,739	8,211

About 24 percent of all TANF cases closed during the quarter were closed due to employment.

•Earnings of Former TANF Recipients

During the fourth quarter of 2007, former WFNJ TANF recipients who were working were earning an average of \$9.32 per hour, an increase of 34 cents per hour over the average wage for the same quarter in 2006.

Average Hourly Wages of Former TANF Recipients



•Statewide Job Openings

According to the NJ Department of Labor and Workforce Development, there were more than 106,000 job openings statewide during the period of January 1, 2007 through December 31, 2007. The majority of positions available were in the Administration and Support, Waste Management and Remediation category, followed by the Public Administration and Retail Trade fields.

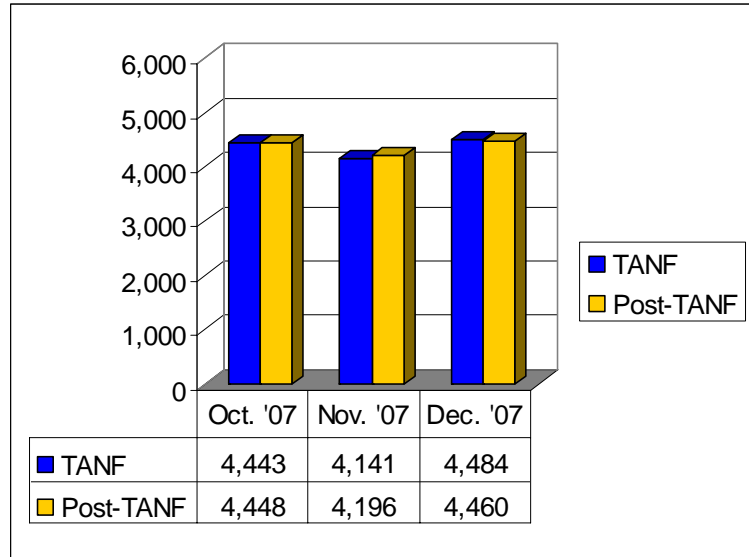
LWD statewide job openings	
Occupation	Openings
Admin. & Support, Waste Mgt. & Remediation	19,597
Public Administration	12,137
Retail Trade	11,541
Professional, Scientific & Technical Services	10,801
Transportation & Warehousing	10,135
Manufacturing	9,078
Health Care & Social Assistance	7,800
Accommodation & Food Services	6,774
Information	3,986
Other Services	3,151
Construction	2,314
Wholesale Trade	2,301
Arts, Entertainment & Recreation	2,260
Finance & Insurance	1,830
Agriculture, Forestry, Fishing, Hunting	996
Educational Services	816
Real Estate & Rental & Leasing	561
Utilities	193
Management of Companies & Enterprises	80
Mining	37
Total	106,388

3. Child Care

As of December 2007, about 4,300 WFNJ TANF clients were receiving child care benefits. Post-TANF child care benefits were issued to about 4,400 families who had become employed and were no longer receiving cash assistance.



**WFNJ TANF Cases Receiving
Child Care Benefits, December 2007**



4. WFNJ Program Expenditures

The attached Appendix provides a summary of WFNJ program expenditures for the quarter.

**NOTE: ALL CHARTS AND GRAPHS HAVE BEEN DEVELOPED BY
THE DIVISION OF FAMILY DEVELOPMENT.**

**FOR FURTHER INFORMATION REGARDING CHARTS AND GRAPHS
OR PROGRAM EXPENDITURES, PLEASE CONTACT
JEANETTE PAGE-HAWKINS, DIRECTOR, AT 609-588-2401.**

**THE DIVISION OF FAMILY DEVELOPMENT
WORK FIRST NEW JERSEY (WFNJ) EXPENDITURES
Quarter Ending December 31, 2007**

	Actual Dec 31, 2006	Actual Mar 31, 2007	Actual June 30, 2007	Actual Sept 30, 2007	Estimated Dec 30, 2007	TOTAL COSTS CY 2006 1/06 - 12/06	TOTAL COSTS SFY 2007 7/06 - 6/07	TOTAL COSTS CY 2007 1/07 - 12/07	TOTAL COSTS SFY 2008 7/07 - 6/08
(A) CASE MANAGEMENT									
TANF	\$8,915,329	\$7,861,121	\$8,466,410	\$7,987,993	\$8,307,713	\$31,302,349	\$32,490,027	\$32,623,237	\$16,295,706
Food Stamps/Able Bodied Adults W/O Dependents	\$3,418,354	\$3,029,037	\$3,079,491	\$3,379,607	\$3,226,622	\$11,509,321	\$12,305,850	\$12,714,757	\$6,606,229
GA	\$2,707,420	\$2,324,720	\$2,297,765	\$2,428,447	\$2,439,588	\$8,921,596	\$9,438,351	\$9,490,520	\$4,868,035
(B) SUPPLEMENTAL SERVICES									
Special Initiatives I and II	\$1,545,689	\$1,663,863	\$1,835,572	\$1,063,840	\$1,527,241	\$7,848,382	\$6,953,234	\$6,090,516	\$2,591,081
(C) CHILD CARE	\$23,132,952	\$22,911,571	\$22,871,688	\$24,248,023	\$23,291,058	\$94,733,373	\$93,237,185	\$93,322,339	\$47,539,081
(D) TRAINING RELATED EXPENSE, PARTICIPANT ALLOWANCE AND TRANSPORTATION BLOCK GRANT									
TANF	\$3,010,301	\$2,403,390	\$2,277,515	\$2,248,827	\$2,485,009	\$9,172,443	\$9,287,783	\$9,414,741	\$4,733,836
Food Stamps	\$533,439	\$583,974	\$672,230	\$605,706	\$598,837	\$2,472,772	\$2,397,478	\$2,460,747	\$1,204,543
GA	\$373,046	\$356,676	\$377,200	\$386,900	\$373,456	\$1,485,190	\$1,502,703	\$1,494,232	\$760,356
(E) DEPARTMENT OF LABOR AND WORK FORCE DEVELOPMENT - EMPLOYMENT AND TRAINING									
TANF	\$10,518,399	\$13,609,065	\$17,037,153	\$8,791,843	\$12,489,115	\$42,902,340	\$51,154,956	\$51,927,176	\$21,280,958
Food Stamps/Able Bodied Adults W/O Dependents	\$2,193,285	\$2,902,689	\$2,603,387	\$1,987,037	\$2,421,600	\$9,946,162	\$9,760,093	\$9,914,714	\$4,408,637
GA	\$1,553,906	\$2,158,460	\$1,935,896	\$1,344,790	\$1,748,263	\$7,168,784	\$7,108,255	\$7,187,408	\$3,093,052
(F) OMEGA SYSTEM	\$410,778	\$449,049	\$447,634	\$459,631	\$441,773	\$1,688,029	\$1,709,854	\$1,798,087	\$901,404
TOTAL EXPENDITURES	\$58,312,897	\$60,253,615	\$63,901,940	\$54,932,643	\$59,350,274	\$229,150,741	\$237,345,769	\$238,438,472	\$114,282,917

FOOTNOTES:

ACTUAL expenditures are subject to subsequent adjustment and reconciliation to be reflected on future reports.

ACTUAL expenditures for **OMEGA SYSTEM** have been revised to reflect actual expenditures.