

Regional Focus: Central Jersey

Data and analysis for the Middlesex-Monmouth-Ocean and Trenton labor areas

Central Region Continues Trend of Job Growth

Economic activity in New Jersey's Central Region (Mercer, Middlesex, Monmouth, Ocean counties), as measured by total nonfarm employment, improved by 2.8 percent in December 2015 from the same month a year ago. Jobholding in the Central Region was at a not seasonally adjusted level of 1,157,000 in December 2015 compared to 1,126,000 in December 2014, a gain of 31,400 jobs. The region has added jobs over the December-to-December period for five consecutive years.

The professional and business services sector added the largest number of jobs (+10,500) over the year. Also contributing to the area's employment growth were leisure and hospitality (+3,700), educational and health services (+3,400), government (+2,100), construction (+1,800), financial activities (+1,400), other services (+700), information (+500), and manufacturing (+100).

New Jersey's employee counts rose in every sector except government (-2,500, -0.4%) and information (-600 or -0.8 percent). Final (not seasonally adjusted) estimates released for December show that, due to employment service agencies boosting their payrolls by 5,800, the administrative and support services component was the major contributor (+8,600 jobs or 3.2%) to the gain in professional and business services (+18,400 or 2.8%), the state's job growth leader during the period. Within trade, transportation and utilities (+17,440 or +2.0%), transportation and warehousing added the most jobs (+10,300, +6.2%). Educational and health service establishments added 15,000 jobs (+2.3%) due to expansion within educational services (+8,400), hospitals (+3,500) and ambulatory health care businesses (+2,700). Other sizeable hiring increases occurred in financial activities (+8,000, +3.2%), construction and mining (+6,500 or +4.4%) and leisure and hospitality (+6,400, +1.9%). Other services (+1,200, 0.7%) and manufacturing (+500, 0.2%) also added jobs.

Change in Nonfarm Employment December 2014 - December 2015 (not seasonally adjusted)

	Region		State	
	Net	%	Net	%
Total Nonfarm Employment	31,400	2.8	70,300	1.7
Private Sector	29,300	3.1	72,800	2.1
Construction	1,800	4.3	6,600	4.5
Manufacturing	100	0.2	500	0.2
Trade, Trans. & Utilities	7,200	3.1	17,400	2.0
Information	500	2.2	-600	-0.8
Financial Activities	1,400	2.3	8,000	3.2
Prof. & Business Svcs.	10,500	5.5	18,400	2.8
Ed. & Health Svcs.	3,400	1.8	15,000	2.3
Leisure & Hospitality	3,700	4.2	6,400	1.9
Other Services	700	1.4	1,200	0.7
Government	2,100	1.1	-2,500	-0.4

Source: NJLWD, Current Employment Statistics

Trenton Labor Area Outpaces Job Gains in Middlesex-Monmouth- Ocean

The Middlesex-Monmouth-Ocean (MMO, +23,600) and Trenton (+7,800) labor areas each added to their nonfarm employment levels over the year. However, the rate of job growth in the Trenton Labor Area (+3.0%) outpaced that of the Middlesex-Monmouth-Ocean Labor Area (+2.8%).

With the exception of the information sector (-400), the MMO Labor Area posted employment gains in each



Focus on Central Jersey is a quarterly publication of the New Jersey Department of Labor Division of Labor Market and Demographic Research. For questions regarding the material in this publication contact Vin Samuel at (609)777-2189 or email vin.samuel@dol.state.nj.us

To subscribe to this publication email njsdc@dol.state.nj.us with "regional focus" in the subject line.

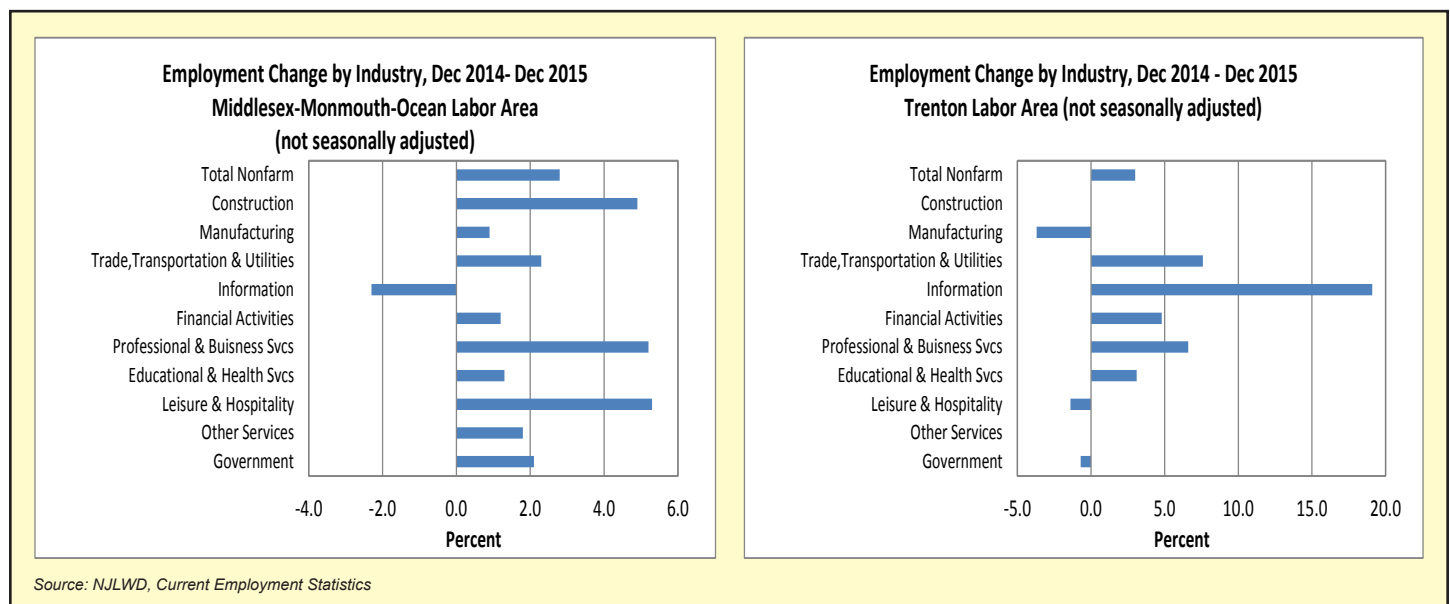
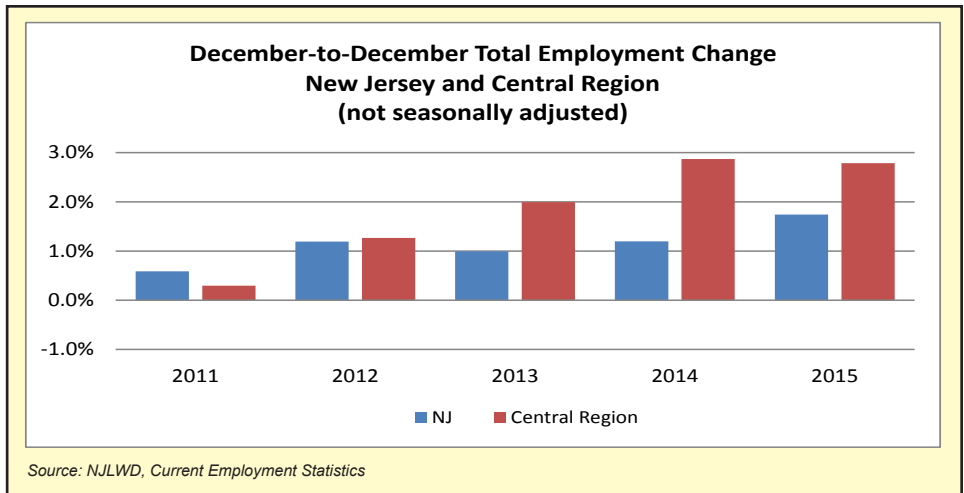


sector from the same month a year ago. Professional and business services added the most jobs (+7,700) followed by trade, transportation and utilities (+4,500) and leisure and hospitality (+3,900). In professional and business services, the majority of the job gains occurred within the professional, scientific and technical services industries (+3,900). Gains in wholesale trade (+1,500), retail trade (+1,300) and transportation, warehousing and utilities (+1,700) made fairly equal contributions to the overall payroll increase in the trade, transportation and utilities sector. Job growth in the leisure and hospitality sector was concentrated in accommodation and food services.

In the Trenton Labor Area, the trade, transportation and utilities sector added 2,700 jobs or 7.6 percent largely on the strength of the transportation, warehousing and utilities sub-sector which added 2,300 jobs or 29.9 percent over the year. The majority of those jobs were in the warehousing category. Hiring by Amazon.com in Robbinsville has significantly contributed to jobholding in this industry over the year.

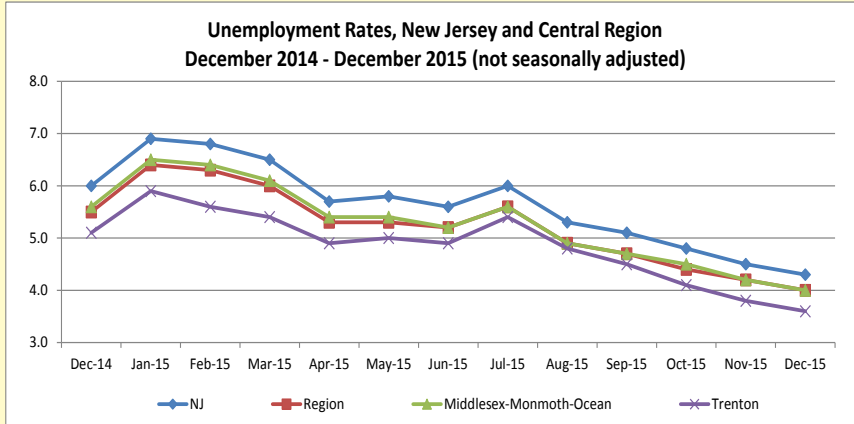
Total Nonfarm Employment (unadjusted December data, employment in thousands)						
	2010	2011	2012	2013	2014	2015
New Jersey	3,880.0	3,902.7	3,949.2	3,988.5	4,036.2	4,106.5
Central Region	1,056.9	1,060.0	1,073.4	1,094.8	1,126.2	1,157.6
Middlesex-Monmouth-Ocean Labor Area (Middlesex, Monmouth, and Ocean counties)	815.7	818.1	828.4	844.9	866.5	890.1
Trenton Labor Area (Mercer County)	241.2	241.9	245.0	249.9	259.7	267.5

Source: NJLWD, Current Employment Statistics



LABOR FORCE DATA

- The (not seasonally adjusted) unemployment rate for the Central Region was 4.0 percent in December 2015, down from a rate of 5.5 percent for the same month a year ago. Statewide, the December 2015 (not seasonally adjusted) unemployment rate was 4.3 percent, a rate 2.3 percentage points lower than the December 2014 rate of 6.0 percent.
- The Central Region's labor force rose by 1.7 percent over the year to reach a level of 1,248,500 in December 2015. Roughly 27.4 percent of the statewide labor force resides in the Central Region.



Source: NJLWD, Local Area Unemployment Statistics (LAUS)

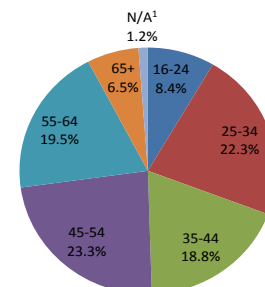
More detailed data from the Local Area Unemployment Statistics (LAUS) program can be found at:
http://lwd.dol.state.nj.us/labor/lpa/employ/uirate/lfst_index.html

CHARACTERISTICS OF NEW JERSEY'S INSURED UNEMPLOYED CENTRAL REGION, FOURTH QUARTER 2015

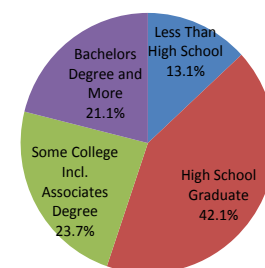
CLAIMANTS BY OCCUPATIONAL GROUP		
	Number	Percent
Management	3,681	8.7
Business and financial	1,426	3.4
Professional and related	5,649	13.4
Services	7,474	17.7
Sales and related	3,192	7.5
Office and administrative support	5,990	14.2
Farming, fishing and forestry	148	0.4
Construction and extraction	4,612	10.9
Installation, maintenance and repair	1,683	4.0
Production	3,041	7.2
Transportation and material moving	5,150	12.2
Military	209	0.5

- During the fourth quarter of 2015, there were 42,279 residents claiming continued unemployment insurance benefits in the Central Region, down by 7.5 percent from the same quarter a year ago. The region's claimants comprised 24.9 percent of those claiming continued benefits statewide in the 4th quarter of 2015.
- The majority of the region's claimants were previously employed in the trade, transportation and utilities or professional and business services industries and held positions in the services, office and administrative support, or professional and related occupational groups.

By Age



By Educational Level



¹N/A: No information provided by claimant

Source: NJLWD, Characteristics of UI Claimants

REGIONAL JOB OUTLOOK OCTOBER 2015 - DECEMBER 2015

The New Jersey Department of Labor and Workforce Development through its agreement with Burning Glass Technologies is able to provide the following labor market information aggregated from online employer job listings during the quarter. This data provides valuable insight regarding current demand for characteristics such as skills and educational requirements. Note that this data is not meant to represent all available employment opportunities but rather should be viewed in terms of analysis of labor market demand.

JOB LISTINGS BY COUNTY

County	Listings
Middlesex	19,639
Mercer	17,748
Monmouth	10,139
Ocean	6,210

INDUSTRIES WITH THE MOST JOB LISTINGS

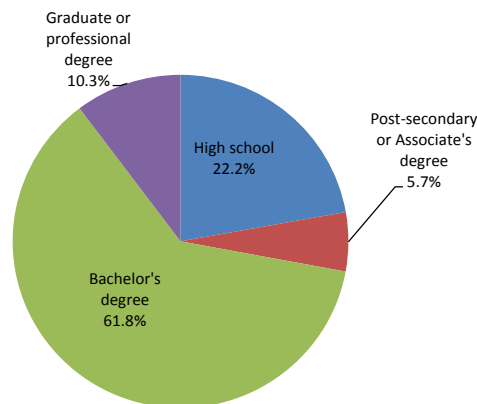
Industry	Listings
Professional, Scientific, and Technical Services	3,781
Hospitals	3,209
Publishing Industries (except Internet)	2,258
Educational Services	2,091
Chemical Manufacturing	1,971
Ambulatory Health Care Services	1,823
Administrative and Support Services	1,822
Food Services and Drinking Places	1,740
Credit Intermediation and Related Activities	1,586
General Merchandise Stores	1,335
Insurance Carriers and Related Activities	1,279
Truck Transportation	1,032

During the fourth quarter of 2015, Central Region employers in the professional, scientific and technical services, hospitals, publishing, and educational services industries exhibited the most labor demand based on online job listing activity.

Concentrated in Middlesex and Mercer counties, employers indicated that they were interested in filling positions for sales representatives for wholesale and manufacturing, retail salespersons, software developers and registered nurses. Skills that were actively sought by employers included sales, accounting, scheduling, and technology-related Oracle, SQL and JAVA.

Of those jobs listings which specified educational requirements, the vast majority required a Bachelor's degree.

Job Listings by Educational Requirement



OCCUPATIONS WITH THE MOST LISTINGS	
Occupation	Listings
Sales Reps, Wholesale and Manufacturing, Except Technical and Scientific Products	2,606
Retail Salespersons	2,157
Software Developers, Applications	1,968
Registered Nurses	1,947
Managers, All Other	1,296
Customer Service Representatives	1,238
First-Line Supervisors of Retail Sales Workers	1,125
Heavy and Tractor-Trailer Truck Drivers	1,074
Management Analysts	794
Human Resources Specialists	759
Secretaries and Admin Assistants, Except Legal, Medical, and Executive	759
Laborers and Freight, Stock, & Material Movers, Hand	719

TOP SKILLS IN DEMAND	
Skill	Listings
Sales	4,593
Accounting	3,503
Oracle	3,361
Scheduling	2,899
Collaboration	2,481
Repair	2,433
Business Development	2,396
Mathematics	2,317
SQL	2,246
Store Management	2,109
JAVA	2,073
Data Entry	1,880

EMPLOYERS WITH SIGNIFICANT ONLINE JOB LISTING ACTIVITY	
Oracle	1,900
Meridian Health System	653
Cenlar Fsb	412
Novo Nordisk	351
Cvs Health	337
Bristol-Myers Squibb	330
Princeton Healthcare System	303
Saint Barnabas Health Care System	275
Macy's	274
Robert Wood Johnson University Hospital	267
Sears	255
St Barnabas Health Care System	252
The Home Depot Incorporated	250

Source: Burning Glass Technologies, Labor Insight

Prepared by: New Jersey Department of Labor and Workforce Development, Bureau of Labor Market Information

Spotlight on Route 130 Commercial Scene

The Central Region of New Jersey (Mercer, Middlesex, Monmouth, and Ocean counties) is traversed by highways that are bounded by commercial and residential developments. One of these roads, US Route 130 begins at the junction with US Route 1 in North Brunswick (Middlesex County) and runs southwards all the way to Salem County (Southern Region).

Route 130 is relatively less developed when compared to other major roadways in its central counties (Mercer and Middlesex) where it runs from North Brunswick (Middlesex) to Hamilton Township (Mercer). However, a pattern of business developments is currently emerging from Cranbury and South Brunswick townships to Hamilton and Robbinsville townships. The area is served by Exits 7, 8, and 8A of the New Jersey Turnpike which are notable for access to major industrial developments such as retail centers, and warehouses including the Amazon.com warehouse fulfillment center in Robbinsville (Mercer County).

In Middlesex County, a new warehouse (900,000-sq.ft.) is under construction at the corner of Route 130 and Cranbury Station Road in Cranbury while another warehouse (251,000-sq.ft.) is almost completed near the intersection of Route 522 East and Route 130 South in South Brunswick. The section of Route 130 from the Mercer County line up to the North Brunswick border was formerly occupied by businesses such as auto dealerships, retail stores, gas stations, and garden centers. This appears to be changing as Hovnanian is completing a residential townhome development called The Oaks at Cranbury at the corner of Route 130 South and Friendship Road. Less than a mile south on Route 130, a Marriott Town Place hotel is under construction.

Central Region Developments

Mercer County

Throughout Mercer County, a number of development projects, especially in trade, transportation and utilities, are progressing. Projects in Hamilton include a super Walmart under construction along Nottingham Way and the acquisition of the formerly-closed Congoleum factory on Sloan Avenue, now slated for commercial development.

In Lawrence Township, a Costco store under construction along Quaker Bridge Road will bring additional employment to the area, beginning in September 2016. Meanwhile, a new used-car dealership, Auto Lenders, opened along Route 1.

Middlesex County

All Season Sports announced the leasing of 36,000-sq.ft. of industrial space in South Plainfield to be used as a "state of the art" recreational facility for local sports enthusiasts. The new business is expected to bring around 25 full time jobs. Another sporting-related company, Ultimate Golf Center, is expected to open a new 65,000-sq.ft. facility in Edison. The center will include a bar and restaurant in addition to the golfing facilities. More than 450 full-time and part-time workers are expected to be hired when the project is completed.

Monmouth County

In Wall Township, a new strip mall is under construction along Route 33 East near the intersection of Colts Neck Road while a new convenience store and gas station is almost finished on the same side of the road. A newly expanded residential housing development called Equestra is located nearby. Meanwhile, a major townhouse and condominium development along Jumping Brook Road in Neptune is completed and land is being cleared on the north western side of Jumping Brook Road where it intersects with Route 66 West for the construction of new retail space.

This workforce product was funded by a grant awarded by the U.S. Department of Labor's Employment and Training Administration. The product was created by the grantee and does not necessarily reflect the official position of the U.S. Department of Labor. The Department of Labor makes no guarantees, warranties, or assurances of any kind, express or implied, with respect to such information, including any information on linked sites and including, but not limited to, accuracy of the information or its completeness, timeliness, usefulness, adequacy, continued availability, or ownership. This product is copyrighted by the institution that created it. Internal use by an organization and/or personal use by an individual for non-commercial purposes is permissible. All other uses require the prior authorization of the copyright owner.