

# 2023 Annual Report



**March 8, 2024**

# 2023 Annual Report

- Required by the Pinelands Protection Act and Executive Order.
- The 31-page report highlights the Commission's work during the 2023 calendar year.


## Scenes around the Pinelands in 2023



**Above:** This male prairie warbler was photographed at Whitesbog Village in Brendan T. Byrne State Forest in early May 2023. They are approximately 4 inches in length and have a thin bill.



This fiery sunset reflected off Atsion Lake in Wharton State Forest in the Pinelands on November 8, 2023. The site is a popular spot for kayaking, hiking, picnicking, photography and swimming (in season).



**Above:** This red-spotted purple butterfly was feasting on the nectar of a pawpaw fruit that fell on the ground at the Pinelands Commission's headquarters in 2023.



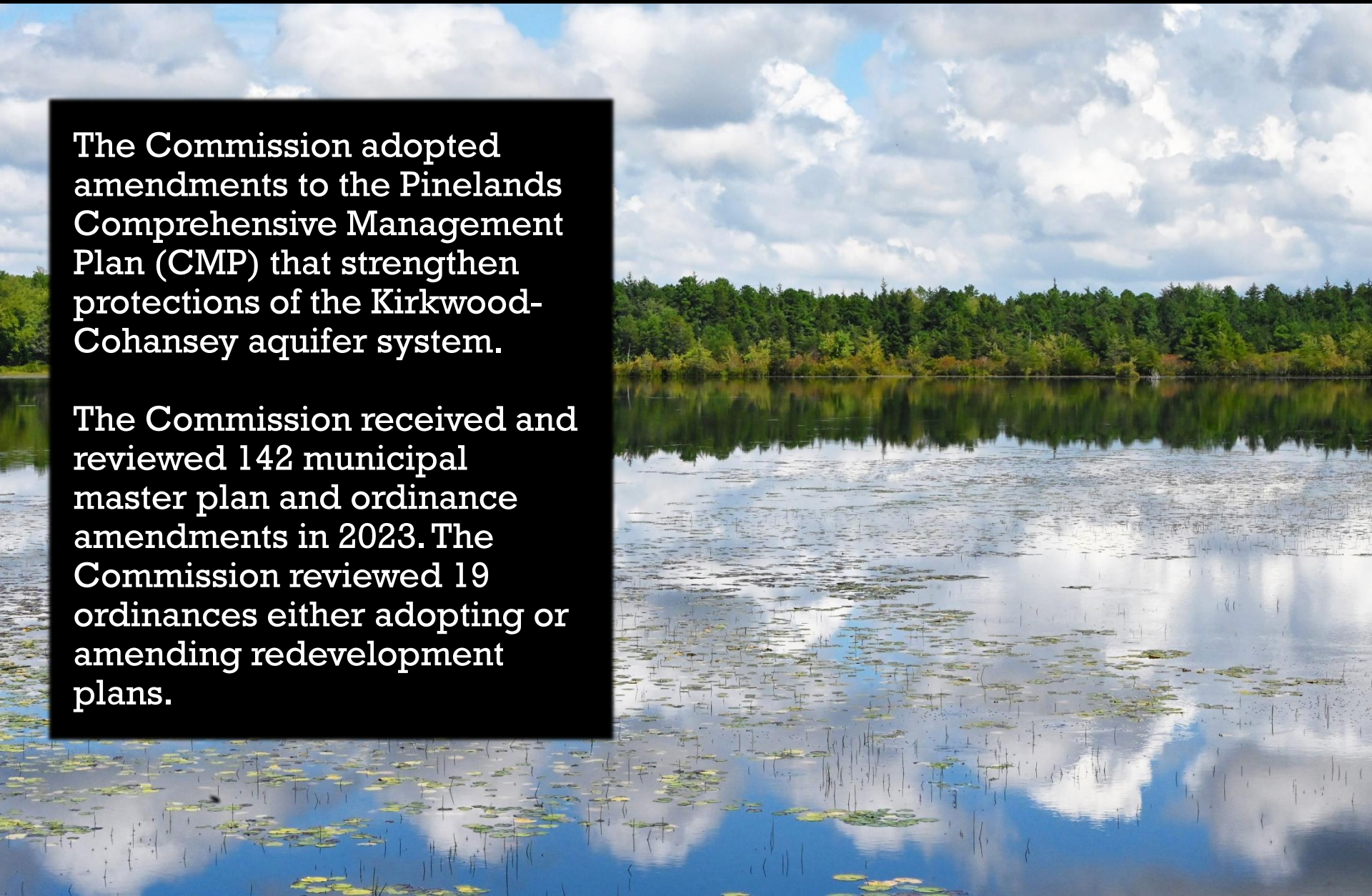
**Above:** Native pink lady's slipper orchids were blooming in abundance at this site in the Pinelands in May 2023. They are among almost 30 species of wild orchids that can be found in the Pinelands.

**Photos by Paul Leakan  
NJ Pinelands Commission**

# 2023 Planning Activities

The Commission adopted amendments to the Pinelands Comprehensive Management Plan (CMP) that strengthen protections of the Kirkwood-Cohansey aquifer system.

The Commission received and reviewed 142 municipal master plan and ordinance amendments in 2023. The Commission reviewed 19 ordinances either adopting or amending redevelopment plans.



# 2023 Planning Activities

## **Climate Resilience**

The Commission's Climate Committee met four times in 2023, focusing on the review of and potential changes to Pinelands regulations for solar energy facilities, including consideration of agrivoltaics and other siting opportunities.

The Committee also undertook a comprehensive review of Pinelands management area boundaries to identify areas designated for growth that are vulnerable to climate change, with the goal of considering zoning changes, enhanced wetlands protection and/or land preservation in the future.

# Permanent Land Protection



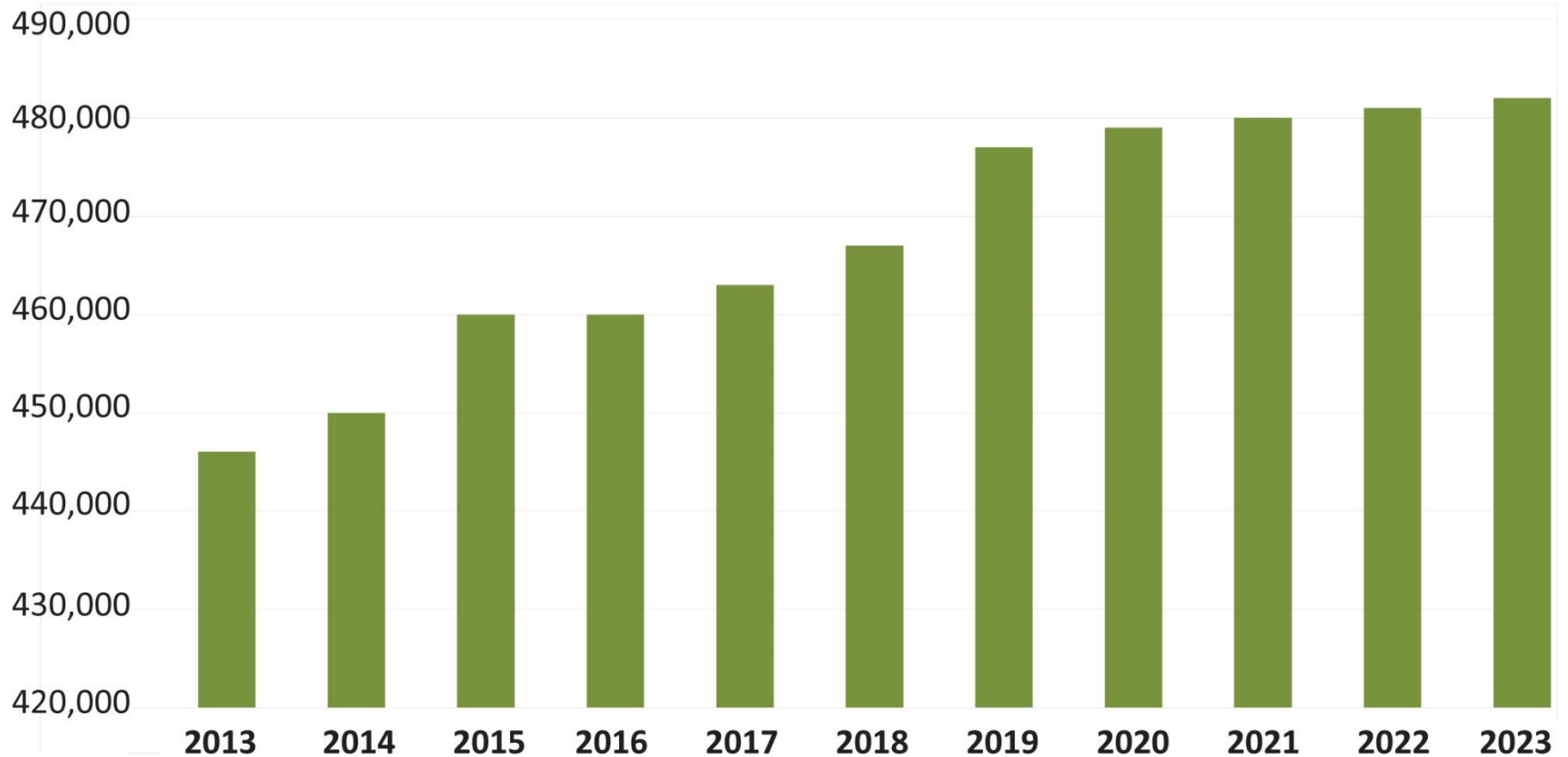
The Pinelands Commission hosted its first in-person Land Preservation Summit at the agency's headquarters on March 7, 2023.

A total of 1,359 acres of land were preserved in the Pinelands Area from July 2022 to June 2023.

As of June 2023, 51% (482,000 acres) of the state Pinelands Area has been permanently preserved through a variety of programs.

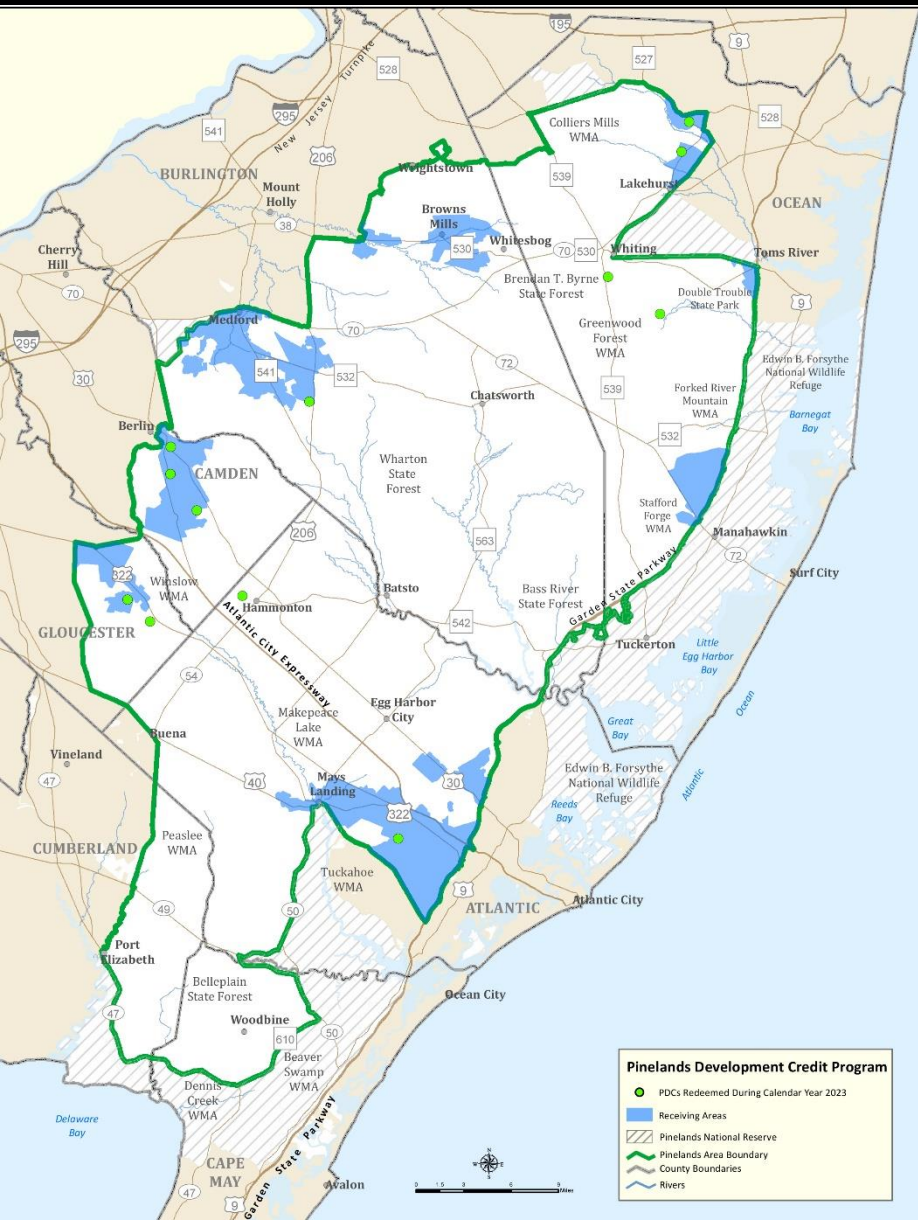
# Permanent Land Protection

**Acres Preserved in the Pinelands Area**  
(Rounded to the nearest thousand)



# Pinelands Development Credit Program

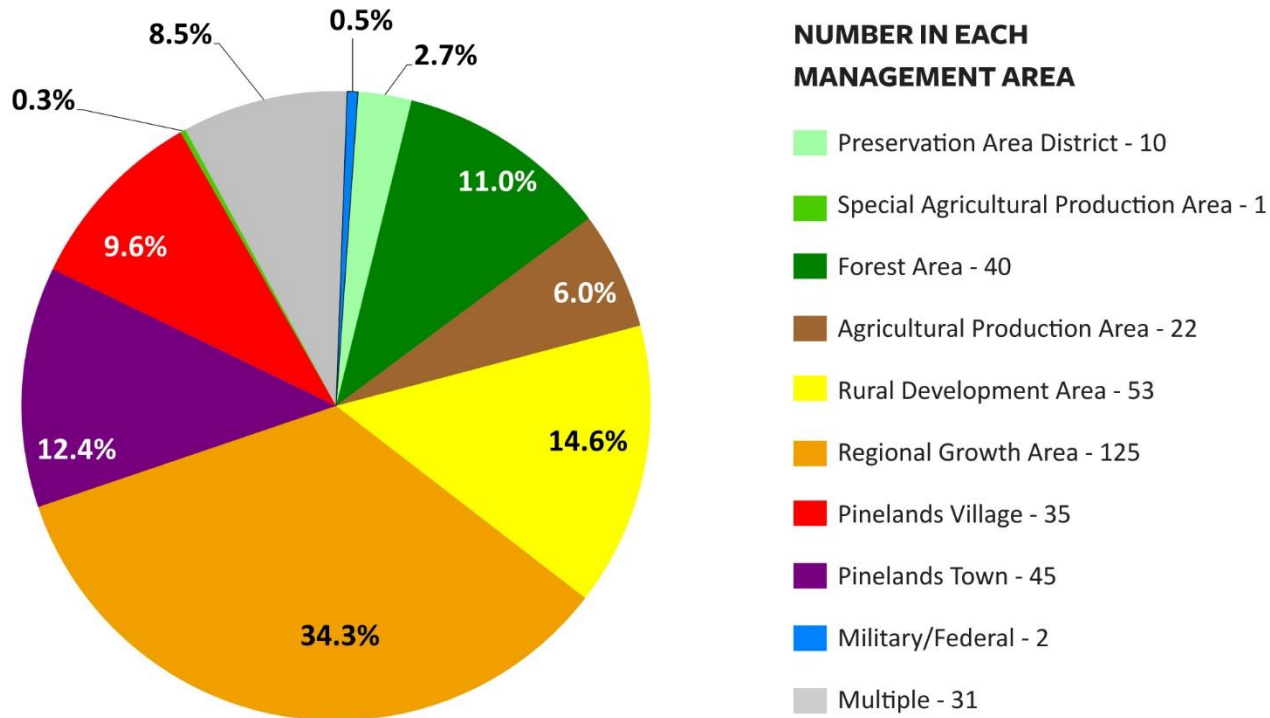
## 2023 Activity



- During 2023, 41.25 PDCs were allocated by the Commission to 15 sending area properties. A total of 25.00 PDCs were severed, protecting a total of 557.43 acres of land.
- In 2023, a total of 31.00 PDCs were sold, with an average sales price of \$73,242 per PDC.
- A total of 13.75 PDCs were redeemed for one nonresidential project and 11 residential projects involving a variety of single-family detached dwellings, townhouses and apartments.

# 2023 Regulatory Activities

Development Applications Received in 2023 by Management Area



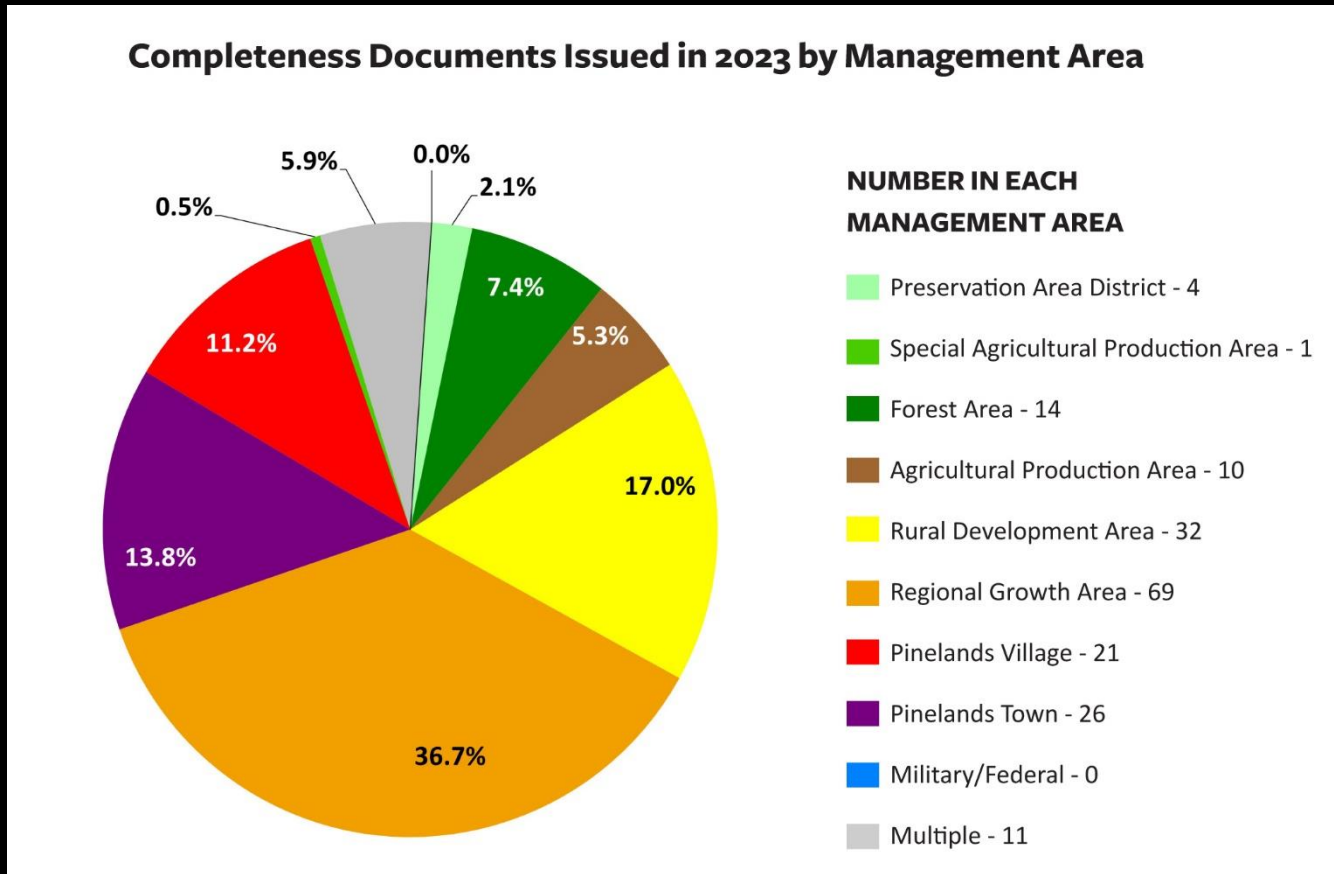
- The Commission received a total of 364 new applications for development in 2023, with the highest percentage of the applications (34.3%) proposing new development in Pinelands Regional Growth Areas (or RGAs).

# 2023 Regulatory Activities

## Development Applications Received in 2023 by Development Type

<b>Development Type</b>	<b>Total</b>
Residential	189
Commercial/Industrial	101
Infrastructure	26
Institutional	22
Recreation	10
Resource Extraction	6
Mixed Use	5
Forestry	3
Other	2
Total	364

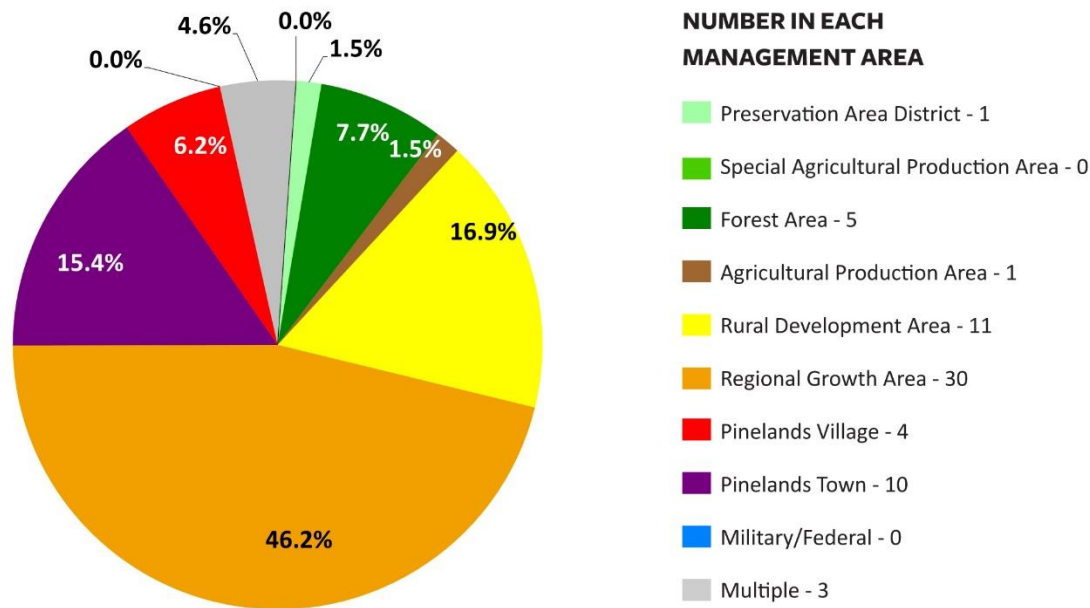
# 2023 Regulatory Activities



- A total of 188 Completeness Documents were issued in 2023, including Certificates of Filing, Preliminary Zoning Permits and Notices of Filing. The highest percentage of Completeness Documents (36.7%) were for proposed development in Regional Growth Areas.

# 2023 Regulatory Activities

**Final Municipal Site Plan/Subdivision Approvals Allowed to Take Effect in 2023 by Management Area**



**Final Municipal Site Plan/Subdivision Approvals Allowed to Take Effect in 2023 By Development Type**

Development Type	Total
Commercial/Industrial	31
Residential	31
Mixed Use	1
Infrastructure	1
Resource Extraction	1
<b>Total</b>	<b>65</b>

# 2023 Regulatory Activities



**Above:** The Commission approved 30 public development applications in 2023, including the replacement of an existing access road bridge at the NJDEP's Forest Resource Education Center in Jackson Township.

- The Commission approved a total of 30 applications for public development and four waivers of strict compliance.
- The Commission also launched a simplified, online Pinelands Property Lookup Map and a new payment portal that enables applicants to pay application fees online.

# 2023 Science & Research Activities



The Commission advanced numerous research projects, including work on:

Rare Snake Population Monitoring

Snake Fungal Disease

Adenovirus Monitoring

Microorganism Study

Joint Corn Snake Radio-tracking and Drift Fence Study

Eastern Kingsnake Study

Eastern Box Turtle Study

Long-term Environmental Monitoring (surveys of frogs and toads and water quality and water levels)



# Public Information, Education & Outreach 2023 Activity



- Responded to more than 700 public inquiries;
- Organized two Short Course events and the Pinelands-themed World Water Monitoring Challenge events. The events educated a total of nearly 700 people;
- Organized three Pinelands Speaker Series talks. The presentations educated a total of more than 90 people;

# Public Information, Education & Outreach 2023 Activity



- Took and shared 1,360 photos and 103 videos on the agency's Instagram site and shared 678 Tweets on X (formerly known as Twitter);
- Uploaded/archived 44 videos that raise awareness of the Pinelands on the Commission's YouTube Channel, garnering 153 new subscribers, 353 shares and 22,300 views for the year; and
- Designed and launched the Commission's new online store, which has netted more than \$1,600 in sales.

# 2023 Finances



- During Fiscal Year 2023, unaudited application fee revenues actually collected totaled \$1,105,475.25 (\$7,957.10 less) than Fiscal Year 2022).
- In 2023, the Commission applied for and was awarded a Capital Level II grant from the New Jersey Historic Trust. The grant will allow the Commission to rehabilitate and ensure the long-term preservation of Fenwick Manor.

Questions?

