


Treasury
GF-2

STATE OF NEW JERSEY

DEPARTMENT OF THE TREASURY

THIS MATERIAL ON LOAN FROM
Library

DIVISION OF STATE & REGIONAL PLANNING
P. O. BOX 1978
TRENTON, NEW JERSEY 08625



FISCAL REPORT

1960

N.J. STATE LIBRARY
P.O. BOX 520
TRENTON, NJ 08625-0520

John A. Kervick - State Treasurer
Abram M. Vermeulen - Director, Division of Budget and Accounting



Table of Contents

	Page
Introduction and State Financial Condition	iii
Comparative Statement of Operations (All Funds)	iv
Comparative Statement of Federal Aid	v
Comparative Statement of Expenditures—Objectively	vi
Comparative Statement of Expenditures—Functionally	vii
Chart—Revenue and Expenditures	viii
New Jersey's Principal Sources of Revenue	ix
Investment of State Funds	x
State Expenditures—Comments	x
Charts—Revenues and Expenditures in Relation to Population, and Analysis of Expenditures by Major Functions	xii
State Aid—Comments and Chart	xiii
State Debt—Comments and Charts	xiv

Financial Exhibits and Schedules

Exhibit "A"—Consolidated Balance Sheet	2-3
Exhibit "B"—Comparative Balance Sheet, General Treasury	4
Schedule I—Statement of Revenue	6
Schedule II—Summary of Appropriations	18
Schedule III—Analysis of General Treasury Surplus	34
Exhibit "C"—Comparative Balance Sheet, Dedicated, Trust and Pension Funds	36-37
Exhibit "D"—Comparative Statement of Bonded Debt	38
Exhibit "E"—Summary, Dedicated and Trust Funds	40-41
Exhibit "F"—Summary, Accrued Revenues—All Funds	42-43
Summary, Accrued Expenditures—All Funds	42-43
Schedule I—Analysis of Accrued Revenues, General Treasury	44
Schedule II—Analysis of Accrued Expenditures, General Treasury	52
Schedule III—Analysis of Accrued Revenues, Dedicated and Trust Funds	60-61
Schedule IV—Analysis of Accrued Expenditures, Dedicated and Trust Funds	62-63

TRENTON, NEW JERSEY,
DECEMBER 31, 1960.

*To Governor Robert B. Meyner and
Members of the Legislature:*

The General State Fund closed the fiscal year ending June 30, 1960 with a surplus of \$3,773,206.55.

General Fund revenues for the year amounted to \$399,528,482.31 and were approximately \$13,000.00 less than the amount

originally anticipated by the Legislature when it enacted the Appropriations Bill for 1959-60. Most of the major revenue sources produced more than was originally anticipated; however, these increases were offset to a considerable extent by under-runs in collections from Corporation Taxes.

The tables which follow summarize the fiscal activity for the year, not only in the General Fund but also in the various Dedicated and Trust funds.

COMPARATIVE STATEMENT OF OPERATIONS

(All Funds)

REVENUES

MAJOR TAXES AND LICENSES:

	1959-60	1958-59	Increase
Motor Vehicle Fees, etc.	\$70,634,426.05	\$67,337,799.71	\$3,296,626.34
Motor Fuels Tax	98,488,012.68	92,467,526.37	6,020,486.31
Railroad Tax—Main Stem	2,700,488.61	2,758,569.53	*58,080.92
Railroad Tax—Franchise	320,986.59	391,666.54	*70,679.95
Railroad Tax—Local	14,906,947.77	14,959,731.24	*52,783.47
Transfer Inheritance Tax	20,621,421.82	20,621,813.27	*391.45
Alcoholic Beverage Tax and Licenses	22,321,704.39	20,827,095.15	1,494,609.24
Miscellaneous Corporation Tax	59,617,352.24	48,162,485.21	11,454,867.03
Foreign Insurance Corporation Tax	15,423,760.87	14,402,188.14	1,021,572.73
Pari-Mutuel Racing Tax	25,068,679.26	23,661,549.21	1,407,130.05
Cigarette Tax	41,072,676.07	37,951,108.73	3,121,567.34
Unemployment Compensation Tax	109,893,474.99	96,696,172.66	13,197,302.33
Temporary Disability Tax	13,537,298.65	12,197,089.41	1,340,209.24
Unsatisfied Claim and Judgment Fees	2,196,810.92	766,661.27	1,430,149.65
Motor Vehicle Liability Security Tax	757,692.71	674,343.06	83,349.65
Miscellaneous	8,529,971.67	7,590,055.55	939,916.12
Total Tax and License Revenue	<u>\$506,091,705.29</u>	<u>\$461,465,855.05</u>	<u>\$44,625,850.24</u>

OTHER REVENUES:

Federal Aid	\$150,254,580.75	\$172,464,484.70	*\$22,209,903.95
Departmental Sales and Services	30,236,739.30	27,135,937.54	3,100,801.76
Other Sources	33,272,084.95	27,758,695.44	5,513,389.51
Total Other Revenues	<u>\$213,763,405.00</u>	<u>\$227,359,117.68</u>	<u>*\$13,595,712.68</u>
Total Revenues	<u>\$719,855,110.29</u>	<u>\$688,824,972.73</u>	<u>\$31,030,137.56</u>
Sale of Water Development Bonds	\$.....	\$25,000,000.00	*\$25,000,000.00
Sale of Higher Education Bonds	66,800,000.00	66,800,000.00
Totals	<u>\$786,655,110.29</u>	<u>\$713,824,972.73</u>	<u>\$72,830,137.56</u>

EXPENDITURES:

Direct State Charges	\$307,832,425.38	\$294,287,859.90	\$13,544,565.48
State Aid and Subventions	370,755,831.89	424,658,911.19	*53,903,079.30
Total Expenditures	<u>¹\$678,588,257.27</u>	<u>²\$718,946,771.09</u>	<u>*\$40,358,513.82</u>
Excess of Revenues over Expenditures	<u>\$108,066,853.02</u>	<u>*\$5,121,798.36</u>	

¹Does not include \$9,025,000 reduction in State Bonded Debt.

²Does not include \$8,940,000 reduction in State Bonded Debt.

*Denotes red figure.

FEDERAL AID

The following comparative statement reflects Federal Aid allocated to the State. The statement indicates the purposes for which the funds are appropriated.

COMPARATIVE STATEMENT OF FEDERAL AID

<i>For:</i>	1959-60	1958-59
Highway Purposes	\$97,745,981.00	\$74,307,061.00
Unemployment Compensation Administration	12,090,071.44	12,750,783.38
Unemployment Compensation Benefits	*1,675,035.22	46,060,661.50
Unemployment Compensation Veterans Benefits	*55,746.50	1,540,007.50
Unemployment Compensation Fed. Emp. Benefits	1,114,224.00	2,483,885.00
Unemployment Compensation Ex-Servicemens Benefits	1,944,765.50	2,137,799.50
Education	6,701,642.38	5,089,973.27
Hospitals and Mental Clinics	1,812,368.43	2,485,797.22
Airport Development	1,085,294.50	231,135.56
 <i>For Social Security Subsidies:</i>		
Old Age Assistance	9,588,593.13	9,879,397.00
Dependent Children	11,211,207.03	8,503,701.89
Blind	745,514.71	685,902.39
Permanently and Totally Disabled	4,018,323.70	2,827,014.43
Crippled Children	247,878.42	206,839.80
Health	1,090,331.00	995,922.28
Vocational Rehabilitation	970,508.92	877,092.16
All Other	1,618,658.31	1,401,510.82
 <i>Totals</i>	 \$150,254,580.75	 \$172,464,484.70

*Denotes red figure.

EXPENDITURES

Expenditures of \$678,588,257 in 1959-1960 represent a decrease of \$40,358,514 from those of 1958-1959. The factor largely responsible for this decrease was the \$71,300,000 drop in expenditures for Unemployment Compensation benefits. Other decreases were: Additions and Improvements \$600,000, Locally Shared Taxes \$250,000, Miscellaneous State Aid Projects \$2,400,000, and Highway Construction \$8,200,000. Offsetting these specific decreases were increases in: Salaries, Wages and Personal Services \$5,800,000; Materials and Sup-

plies \$800,000; Services Other Than Personal \$3,100,000; Current Repairs and Maintenance \$72,000; State Pensions \$2,000,000; Interest on State Bonds \$1,800,000; Purchase by Contract \$1,000,000; Miscellaneous General State Purposes \$500,000; State Aid for Education \$10,900,000; Welfare \$8,300,000; Temporary Disability Benefits \$900,000; New Building, Land and Equipment \$7,300,000.

The following statement reflects the expenditures on an objective basis.

COMPARATIVE STATEMENT OF STATE EXPENDITURES OBJECTIVELY (All Funds)

	1959-60	1958-59
<i>General State Purposes:</i>		
Salaries, Wages and Personal Services	\$116,307,445.23	\$110,556,474.06
Materials and Supplies	22,324,088.24	21,497,484.03
Services Other Than Personal	12,664,953.06	9,565,701.61
Current Repairs and Maintenance	1,853,743.48	1,781,893.68
State Pensions	13,531,532.09	11,564,260.05
Interest on State Bonds	3,670,110.00	1,877,610.00
Purchase by Contract:		
Higher Education	11,622,952.14	10,971,848.01
Highway Maintenance	1,435,215.14	1,029,521.87
Institutional Care	41,709.82
Additions and Improvements	2,066,296.22	2,680,147.38
All Other	8,703,960.00	8,227,162.71
<i>Total General State Purposes</i>	\$194,180,295.60	\$179,793,813.22
<i>State Aid Purposes:</i>		
Education	\$132,707,475.96	\$121,869,650.64
Welfare	61,679,409.64	53,406,552.95
Highway	17,022,366.02	16,987,877.48
Unemployment Compensation Benefits	127,276,383.75	198,557,520.52
Temporary Disability Benefits	12,174,831.00	11,297,856.15
Locally Shared Taxes	16,528,914.08	16,787,942.83
All Other	3,366,451.44	5,751,510.62
<i>Total State Aid Purposes</i>	\$370,755,831.89	\$424,658,911.19
<i>Capital Purposes:</i>		
New Building, Land and Equipment	\$15,062,970.83	\$7,714,688.99
Highway Construction	98,280,666.65	106,441,447.15
Waterways	308,492.30	337,910.54
<i>Total Capital Purposes</i>	\$113,652,129.78	\$114,494,046.68
<i>Total of All Expenditures</i>	\$678,588,257.27	\$718,946,771.09

The foregoing statement indicates that of the total expenditures, \$370,755,832, or 54.6% were for local purposes and the balance of \$307,832,425, or 45.4% went for State level activities. The comparable figures for the

previous fiscal year were \$424,658,911, or 59.1% and \$294,287,860 or 40.9% respectively.

To reflect the total expenditures on a functional basis a comparative statement is submitted.

**COMPARATIVE STATEMENT OF STATE EXPENDITURES
FUNCTIONALLY
(All Funds)**

	1959-60	1958-59
Legislative	\$1,780,882.98	\$1,739,438.06
Judicial	3,321,986.16	2,964,374.57
General Administration	18,129,064.71	17,123,613.50
Military and Law Enforcement	19,682,452.66	19,230,117.96
Regulation of Business and Industry	8,292,753.38	7,680,450.37
Agriculture	4,563,920.16	4,523,636.98
Education	171,276,076.27	147,536,597.96
Institutions	62,578,331.91	61,072,646.78
Welfare	¹ 214,963,631.22	² 275,941,682.49
Conservation of Property and Natural Resources	12,854,519.67	15,343,260.33
Health and Sanitation	4,319,552.94	3,903,588.28
Highways	138,665,916.96	144,571,396.18
Locally Shared Taxes	16,907,117.90	16,990,432.53
All Other	1,252,050.35	325,535.10
<i>Totals</i>	<u>\$678,588,257.27</u>	<u>\$718,946,771.09</u>

¹ Includes \$127,276,383.75 unemployment compensation and \$12,174,831 Temporary Disability Benefits.

² Includes \$198,557,520.52 unemployment compensation and \$11,297,856.15 Temporary Disability Benefits.

The foregoing comments and statements pertain to those funds under the control of both the State Treasurer and the Director of the Division of Budget and Accounting. They do not include revenues and expenditures of quasi-public funds over which the Treasurer exercises only custodial control, such as the















various pension funds. Complete statistics on the operation of these funds appear in the reports published by the various boards of trustees having control of these funds.

The comments and charts which follow will portray, in detail form, the various sources of New Jersey's revenues and expenditures.















Respectfully submitted,

JOHN A. KERVICK,
State Treasurer.

ABRAM M. VERMEULEN,
*Director, Division of Budget and
Accounting.*

<p>MOTOR FUEL TAXES</p>  <p>\$ 98,488,013</p>	<p>TOTAL REVENUE</p> <p>\$ 719,855,110</p>	<p>INVESTMENT EARNINGS</p>  <p>\$ 8,975,286</p>
<p>MOTOR VEHICLE FEES</p>  <p>\$ 70,634,426</p>	<p>DEPARTMENTAL REVENUE</p>  <p>\$ 30,236,739</p>	<p>FEDERAL AID</p>  <p>\$ 150,254,581</p>
<p>CORPORATION TAXES</p>  <p>\$ 75,041,113</p>	<p>ALCOHOLIC BEVERAGE TAXES & LICENSES</p>  <p>\$ 22,321,705</p>	<p>UNEMPLOY'T COMP. TAXES & EARNINGS</p>  <p>\$ 119,226,274</p>
<p>CIGARETTE TAXES</p>  <p>\$ 41,072,676</p>	<p>RAILROAD TAXES</p>  <p>\$ 17,928,423</p>	<p>TEMP. DISABILITY TAXES</p>  <p>\$ 13,537,299</p>
<p>RACING REVENUE</p>  <p>\$ 25,068,679</p>	<p>TRANSFER INHERITANCE TAXES</p>  <p>\$ 20,621,422</p>	<p>OTHER SOURCES</p>  <p>\$ 26,448,474</p>


FISCAL STATEMENT
 (ALL FUNDS)
1959 - 60


<p>WELFARE</p>  <p>\$ 214,963,631</p>	<p>LOCALLY SHARED TAXES</p>  <p>\$ 16,907,118</p>	<p>AGRICULTURE</p>  <p>\$ 4,563,920</p>
<p>EDUCATION</p>  <p>\$ 171,276,076</p>	<p>GENERAL ADMINISTRATION</p>  <p>\$ 18,129,065</p>	<p>HEALTH & SANITATION</p>  <p>\$ 4,319,553</p>
<p>HIGHWAYS</p>  <p>\$ 138,665,917</p>	<p>CONSERVATION OF NAT. RESOURCES</p>  <p>\$ 12,854,520</p>	<p>JUDICIAL</p>  <p>\$ 3,321,986</p>
<p>INSTITUTIONS</p>  <p>\$ 62,578,332</p>	<p>REG. OF BUSINESS & PROFESSIONS</p>  <p>\$ 8,292,753</p>	<p>LEGISLATIVE</p>  <p>1,780,883</p>
<p>MILITARY & LAW ENFORCEMENT</p>  <p>\$ 19,682,453</p>	<p>TOTAL EXPENDITURES</p> <p>\$ 678,588,257</p>	<p>ALL OTHERS</p>  <p>\$ 1,252,050</p>

NEW JERSEY'S PRINCIPAL SOURCES OF REVENUE

(All Funds)

Motor Fuels Taxes—Collected by the Division of Taxation from licensed motor fuels distributors. Taxes collected on motor fuels used in airplanes, ambulances, farm equipment, etc., are refunded. Rate since July 1, 1958, five cents per gallon. Revenue for fiscal year 1959-60, \$98,488,013.

Motor Vehicle Fees, etc.—Fees for motor vehicle registrations, drivers' licenses, certificates of ownership, etc., are collected by the Division of Motor Vehicles. Revenue for fiscal year 1959-60 was \$70,634,426.

Corporation Taxes—These include the taxes on miscellaneous corporations, domestic life insurance corporations and foreign insurance corporations collected by the Division of Taxation. A revision of the Corporation Business Tax Act of 1945 effective on January 1, 1959 provided for a new tax on Miscellaneous Corporations (both domestic and foreign) based on allocable net income at the rate of $1\frac{3}{4}\%$ in addition to the previous tax based on net worth. Revenue for fiscal year 1959-60, \$75,041,113, of which \$27,162,774 represented receipts from the new corporate income tax. This division also collects a financial business tax which is distributed to counties and municipalities where such companies are doing business; this revenue for the fiscal year 1959-60 amounted to \$700,584.

Cigarette Taxes—Collected by the Division of Taxation through the sale of cigarette tax stamps to licensed distributors. Tax rate since April 16, 1956, five cents per standard pack. Revenue for the fiscal year 1959-60, \$41,072,676.

Pari-Mutuel Racing Revenue—State's share of commissions, breakage, uncashed pari-mutuel tickets, fees and fines collected by the New Jersey Racing Commission. Pari-mutuel commission rate in 1959-60 6% to the track and 7% to the State on the first forty million dollars; 5% to the track and 8% to the State above forty million dollars. The State receives all breakage up to ten cents. State's revenue for fiscal year 1959-60, \$25,068,679.

Departmental Revenue—Includes revenue from institutional care, educational fees collected by State Colleges, filing fees, permits and miscellaneous. Revenue for fiscal year 1959-60, \$30,236,739.

Alcoholic Beverage Taxes and Licenses—The tax is collected by the Division of Taxation and the license fees by the Division of Alcoholic Beverage Control from State licensees, i.e., manufacturers, wholesalers, transporters and warehousemen. Tax rates range from $3\frac{1}{3}$ cents per gallon on malt beverages to \$1.50 per gallon on liquors. Revenue for the fiscal year 1959-60, taxes \$21,430,900 and licenses, \$890,805.

Railroad Taxes—A property tax and a franchise tax levied upon railroad property and net railway operating income. Taxes on main stem property and franchise taxes on operating income for the fiscal year 1959-60 amounted to \$3,021,475. Taxes on second-class railroad property amounting to \$14,906,948 were collected by the State and distributed to various municipalities of the State.

Transfer Inheritance Taxes—Collected by the Division of Taxation upon the transfer of property by will or intestate laws and by transfer to take effect at death or in contemplation thereof. Revenue for the fiscal year 1959-60, \$20,621,422.

Investment Earnings—Earnings on State funds and other Dedicated and Trust funds invested, and in interest-bearing bank deposits amounted to \$8,975,286 for the fiscal year 1959-60, exclusive of the earnings of the State Unemployment Compensation Tax Fund. Earnings credited to this fund by the U. S. Treasurer amounted to \$9,332,799 as already mentioned above.

Federal Aid—Grants and allotments from the Federal Government for such programs as vocational rehabilitation, public assistance, highways and education. Revenue for fiscal year 1959-60, \$150,254,581.

Unemployment Compensation Taxes and Earnings—Collected by the Division of Employment Security from employees and employers. Employees contribute at the rate of $\frac{1}{4}$ of 1% of the first \$3,000 of taxable wages received in each calendar year. Employers contribute at rates ranging from .3 of 1% to 3% of taxable payrolls. Taxes collected for 1959-60, \$109,893,475, earnings credited by the U. S. Treasurer \$9,332,799.

Temporary Disability Benefits Taxes—Collected by the Division of Employment Security from employees and employers. Employees contribute at the rate of $\frac{1}{2}$ of 1% of the first \$3,000 of taxable wages received in each calendar year. Employers contribute at rates ranging from .1 to .75 of 1% of taxable payrolls. Taxes for fiscal year 1959-60, \$13,537,299.

Unsatisfied Claim and Judgment Fees—Collected by the Division of Motor Vehicles from uninsured registered owners of motor vehicles and from insurers. Rates are subject to the requirements of the fund. Each uninsured motor vehicle was liable to a maximum charge

of \$10.00 upon registration. Revenue for fiscal year 1959-60, \$2,196,811.

There are many instances where the statutes provide that certain revenues be added to current appropriations, to be expended in accordance with such statutes. An example of this is found in the appropriations for the Division of Planning and Development in the Department of Conservation and Economic Development, shown on Exhibit "B", Schedule II, Account N20. It will be noted that the original appropriation was \$4,830,556, to which was added (also by statute) an unencumbered balance from the previous fiscal year \$2,187,954 and revenue earned during 1959-60 \$759,953.

INVESTMENT OF STATE FUNDS

The very satisfactory procedures established over the past several years with respect to the management of State funds have been continued for the fiscal year 1959-60.

As mentioned in previous reports, the development of a chart of estimated receipts and disbursements for the General Treasury over the course of a fiscal year has been a great help in investing temporary surplus funds to their utmost productivity.

The earnings in the investment of General Treasury funds alone amounted to \$1,967,050. The Temporary Disability Benefits Fund earned \$2,680,408, and the aggregate earnings on twenty-five other Dedicated and Trust Funds amounted to \$4,327,828. With the exception of the State Police Retirement and Benevolent Fund, no Pension Funds are included in these earnings' analysis. These Pension Funds publish their own annual reports.

STATE EXPENDITURES

Welfare—More than 32% of total State expenditures were for welfare purposes. A total of \$214,963,631 provided aid for crippled children, the aged, the mentally ill, dependent children, the unemployed and the physically disabled. Of the total \$127,276,384 represents unemployment compensation benefits and \$12,174,831 was for temporary disability benefits.

Education—Of the total State expenditures for 1959-60, \$171,276,076 or approximately 25% was for educational purposes. Of this total \$91,802,000 represents State aid to local districts. The balance was spent for the operation of the six State Colleges, School of Conservation, School for the Deaf, the State Library and the State Museum, and the purchase of higher education at Rutgers University, Douglass College, Newark College of Engineering and Newark Technical School. Debt service on 1951 State Teachers College construction bonds is also included in this balance.

Highways—The total amount expended in 1959-60 for highway purposes was \$138,665,917 or over 20% of total State expenditures. Of this sum \$17,022,366 was distributed to counties and municipalities as State aid for road purposes. The balance was for construction and maintenance of State roads, grade crossing elimination and debt service on 1930 highway improvement and grade crossing elimination bonds.

Institutions—A total of \$62,578,332 was spent for the operation of the State's hospitals, correctional institutions and other agencies of the Department of Institutions and Agencies.

Military and Law Enforcement—In 1959-60 the expenditure for this purpose was \$19,682,453. The money was spent to operate the State Police, Board of Tenement House Supervision, the Division of Motor Vehicles, the Department of Defense, including the National Guard and Civil Defense.

Locally Shared Taxes—The State Treasurer distributed to counties and municipalities in 1959-60, the sum of \$16,907,118 as follows: railroad taxes for local purposes \$14,906,948; 5% of inheritance tax collections \$922,565; financial business tax \$692,097; foreign fire insurance premiums tax \$378,203; poultry and solid fuel license fees \$7,305.

General Administration—A total of \$18,129,065 was spent to operate those agencies whose duties include the assessing, collecting, disbursing and auditing of funds and the general administration of State affairs. Such agencies as the Governor's Office, Secretary of State, the Division of Budget and Accounting and the Division of Taxation of the Department of the Treasury are in this category.

Conservation of Property and Natural Resources—Included in the expenditure of \$12,854,520 under this caption is the sum of \$2,179,695 representing State aid. The balance is the cost of operating the Department of Conservation and Economic Development, South Jersey Port Commission and Palisades Interstate Park.

Regulation of Business and Professions—In 1959-60 a total of \$8,292,753 was spent for the operation of those agencies which regulate business, professions and industries by licensing, auditing and inspections. In this category

are the Divisions of Alcoholic Beverage Control, Weights and Measures, Labor, Racing, Athletic, Banking and Insurance, Public Utility, Office of Milk Industry, professional licensing boards and various other regulatory agencies.

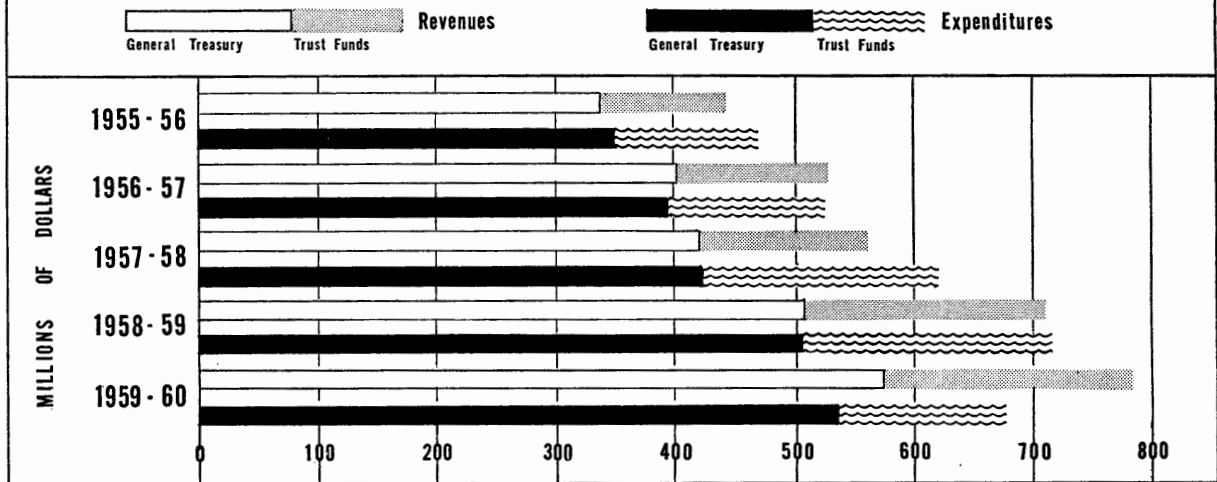
Agriculture—For 1959-60 the State spent \$4,563,920 for the operation of the Department of Agriculture and the Agricultural Experiment Station.

Health and Sanitation—The State spent \$4,319,553 to finance the various activities of the Department of Health and the Interstate Sanitation Commission. Typical programs are public health, maternal and child care, crippled children, rabies control, communicable and chronic diseases control and examination of public water systems and sewage treatment plants.

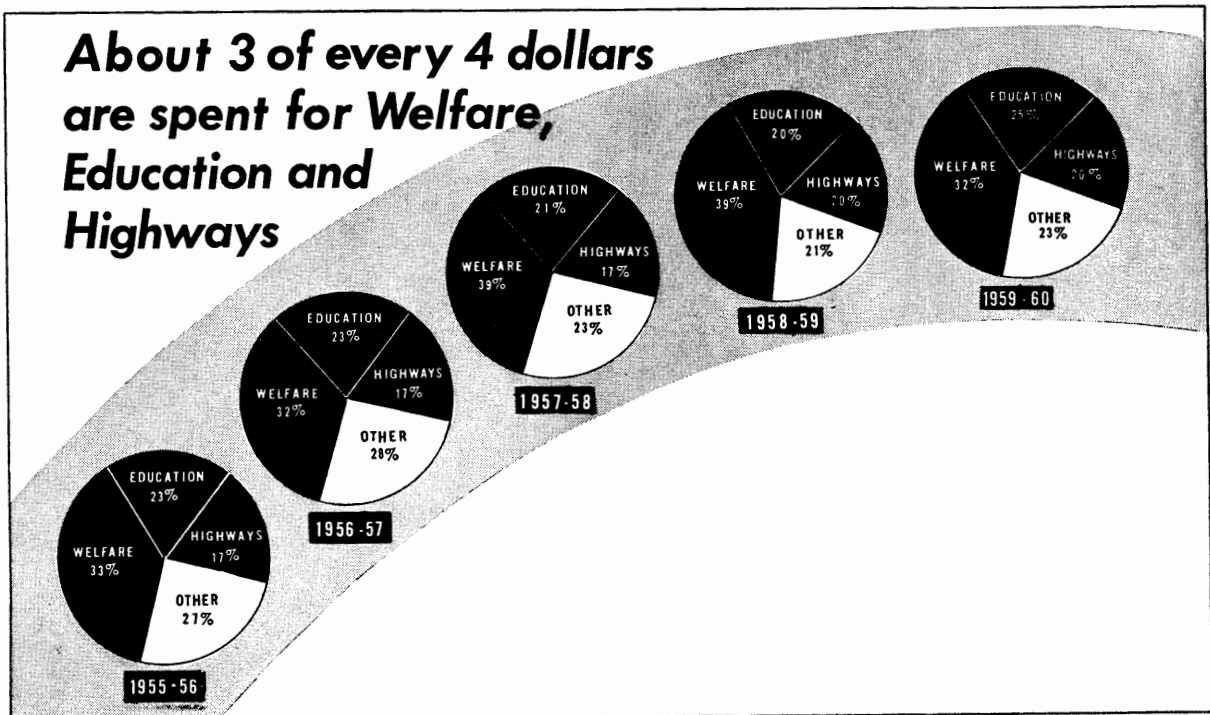
Judicial—For 1959-60, \$3,321,986 was spent in operating the State Judiciary, which includes the Supreme Court, the Superior Court, County Courts, County District Courts, Juvenile and Domestic Relations Courts and Criminal Judicial District Courts.

Legislative—For 1959-60, \$1,780,883 was spent for the activities of the Legislature, including advisory commissions and committees, the State Auditor's Office, the Law Revision and Legislative Services Commission and the Legislative Budget and Finance Director.

Revenues and Expenditures Rise as Population Increases



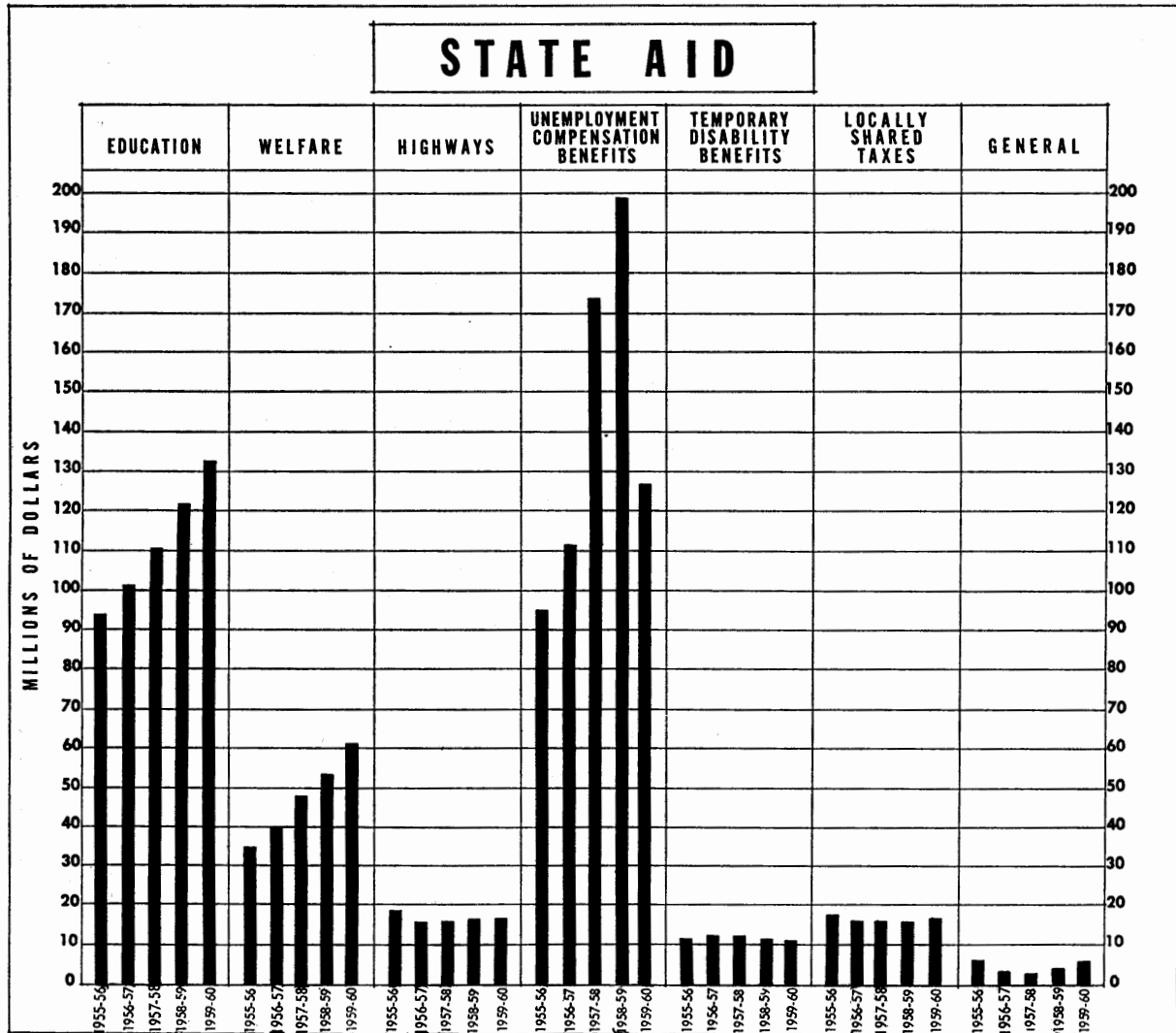
	1955-1956	1956-1957	1957-1958	1958-1959	1959-1960
<i>Revenues:</i>					
General Treasury	\$332,534,328	\$402,201,158	\$429,639,396	\$509,141,317	\$573,551,863
Trust Funds	111,185,977	123,034,767	131,946,046	204,683,655	213,103,247
Total	\$443,720,305	\$525,235,925	\$561,585,442	\$713,824,972	\$786,655,110
<i>Expenditures:</i>					
General Treasury	\$351,012,249	\$396,156,762	\$431,043,375	\$506,661,048	\$533,204,241
Trust Funds	119,341,613	127,026,620	191,272,150	212,285,723	145,384,016
Total	\$470,353,862	\$523,183,382	\$622,315,525	\$718,946,771	\$678,588,257
POPULATION (Estimated)	5,545,000	5,629,000	5,749,000	5,875,000	6,100,000



In 1940 the population of New Jersey was 4,160,165. By 1960 it has grown to a figure estimated at 6,100,000, an increase of 47%. Providing essential governmental services for this increase population has taken, and continues to take, large investments by the State.

Increased population means new schools for children, new and enlarged institutions for the ill, more parks, more and better health services, larger welfare aid and so on.


However, despite the increased expenditures the per capita State tax in New Jersey is still the lowest in the 50 States.



The chart of State Aid expenditures for the last five years depicts the upward trend in amounts spent for educational purposes. Expenditures in this area have spiraled from \$94,344,000 to \$171,276,000 in 1959-60. The figure for 1955-56 includes amounts contributed by the State to the State University, whereas these contributions for 1959-60 — almost

\$11,623,000—are not included, being listed under “Purchase By Contract”.

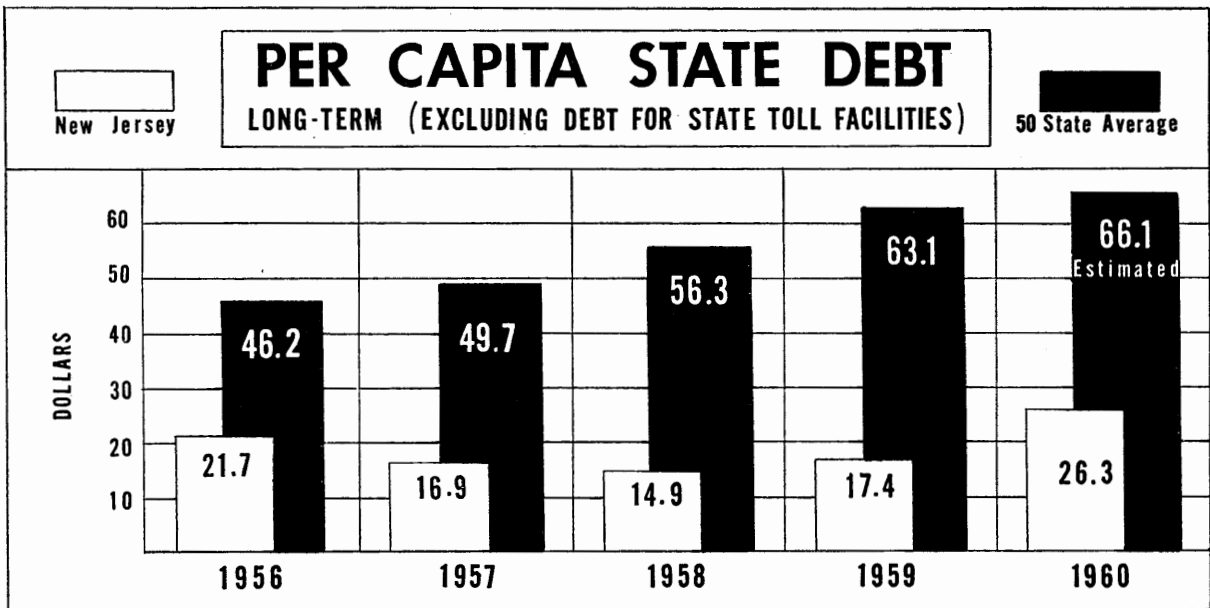
The sharp drop in 1960 for Unemployment Compensation benefits from fiscal year 1959 was due to a large extent to the fact that during 1959 the Federal Government extended the period of benefits eligibility by 13 weeks.



THE STATE DEBT

States, as well as individuals and corporations, sometimes find it necessary and desirable to borrow funds. New Jersey has borrowed funds for such purposes as highway improvements, elimination of railroad crossings, construction of State teachers colleges, new and expanded mental institutions, and emergency housing. All bond issues must be approved

by the people of the State. During this fiscal year a \$66,800,000 Bond issue was floated for State higher education, and at the same time \$9,025,000 of outstanding bonds were retired. As a result, the balance of the State Debt as at June 30, 1960 was increased by \$57,775,000 over the preceding year-end balance of \$102,000,000.



FINANCIAL EXHIBITS AND SCHEDULES

State of
EXHIBIT "A"—Consolidated Balance

ASSETS	June 30, 1960	June 30, 1959
The State Had Available to Meet Its Obligations:		
CASH AND CASH ITEMS:		
Demand Cash in Treasurer's Central Accounts	\$31,469,486.83	\$23,946,705.66
Demand Cash in Departmental Accounts and Petty Cash	6,381,816.84	9,234,709.46
Cash in State General Investment Account awaiting Investment	43,942.60	21,558.41
Time, Savings and Savings and Loan Accounts	7,160,937.50	7,085,937.50
Unemployment Compensation Funds in hands of U. S. Treasurer	331,939,934.83	335,662,135.42
Total Cash and Cash Items	<u>\$376,996,118.60</u>	<u>\$375,951,046.45</u>
INVESTMENTS:		
Securities held in Investment Accounts (cost)	\$313,480,232.25	\$247,085,866.99
Less Reserve for unamortized Premiums and Discounts	*1,965,367.75	857,366.99
Par Value	\$315,445,600.00	\$246,228,500.00
Other Securities	188,700.00	188,700.00
Total Securities	<u>\$315,634,300.00</u>	<u>\$246,417,200.00</u>
ACCOUNTS RECEIVABLE:		
Railroad Taxes	\$165,174.02	\$165,174.02
Inheritance Taxes	969,200.39	875,858.84
New York Port Authority	8,146,028.00	4,514,426.00
Federal Government for Highway Purposes	174,868,175.04	127,589,803.70
Counties—1837 Surplus Revenue Fund	21,822.69	21,822.69
Veterans' Notes in default (cost)	\$2,155,562.20	\$2,222,618.43
Less reserve for doubtful accounts	2,155,562.20	2,222,618.43
Proposed Water Bond Issue	\$	\$
Accounts Collectible through various departments	14,931,571.11	11,802,355.57
Less reserve for doubtful accounts	1,217,817.81	13,713,753.30
Other miscellaneous accounts	\$92,120.88	\$100,177.28
Less reserve for doubtful accounts	8,565.41	83,555.47
Total Accounts Receivable	<u>\$197,967,708.91</u>	<u>\$143,935,037.17</u>
OTHER ASSETS:		
State Purchase Revolving Fund (inventories and miscellaneous)	\$550,000.00	\$550,000.00
Unamortized premiums and discounts on investments	*2,011,664.82	696,656.20
Due from sale of Water Development Bonds	20,850,000.00	20,850,000.00
Amount to be raised for future redemption of State Bonds and Certificates of Agricultural College	160,296,000.00	102,521,000.00
Totals	<u>\$1,070,282,462.69</u>	<u>\$890,920,939.82</u>

* Denotes red figures.

New Jersey

Sheet—As at June 30, 1960 and 1959

LIABILITIES	June 30, 1960	June 30, 1959
CURRENT DEBT:		
Accounts Payable and Commitments—		
Current fiscal year	\$180,843,899.71	\$160,579,790.95
Prior fiscal years	2,381,313.47	1,773,997.87
Inheritance Tax Distribution to Counties	922,564.96	1,041,839.48
Railroad Taxes to Counties and Municipalities	164,803.54	164,803.54
Matured State Bonds	6,000.00	6,000.00
Interest on Matured State Bonds	27,514.37	27,678.91
Total Current Debt	<u>\$184,346,096.05</u>	<u>\$163,594,110.75</u>
APPROPRIATION BALANCES IN FORCE	<u>\$224,134,498.74</u>	<u>\$119,292,441.61</u>
DEFERRED REVENUES (Applicable to next fiscal year)	<u>\$5,541,025.96</u>	<u>\$5,901,175.10</u>
FUNDED DEBT:		
State Bonds	\$160,180,000.00	\$102,405,000.00
Certificates of Agricultural College	116,000.00	116,000.00
1837 Surplus Revenue Certificates	764,670.44	764,670.44
Total Funded Debt	<u>\$161,060,670.44</u>	<u>\$103,285,670.44</u>
RESERVES AND SURPLUSES:		
General Treasury surplus not available	\$806,200.00	\$813,700.00
General Treasury surplus available for appropriations	3,773,206.55	8,442,094.25
Reserve for Unemployment Compensation Benefits	331,700,080.81	338,061,982.38
Reserve for Temporary Disability Benefits	100,849,416.83	98,221,033.94
Other Dedicated and Trust Fund Reserves	58,071,267.31	53,308,731.35
Total Reserves and Surpluses	<u>\$495,200,171.50</u>	<u>\$498,847,541.92</u>
Totals	<u>\$1,070,282,462.69</u>	<u>\$890,920,939.82</u>

State of New Jersey
 EXHIBIT "B"—Comparative Balance Sheet—As at June 30, 1960, and June 30, 1959
 General Treasury*

ASSETS	June 30, 1960	June 30, 1959
The General Treasury Had Available to Meet Its Obligations:		
Demand Cash in Banks in Treasurer's Central Accounts	\$20,841,091.80	\$10,973,602.70
Demand Cash in Departmental Accounts	6,061,091.25	8,995,813.88
Petty Cash	52,000.00	52,000.00
Investments and Moneys Awaiting Investment:		
Demand Cash in General Investment Account	43,942.60	21,558.41
Securities in General Investment Account—Cost	75,997,197.07	81,145,110.79
Less Reserve for Unamortized Premiums and Discounts	46,297.07	160,710.79
Time, Savings and Savings and Loan Accounts	7,160,937.50	7,085,937.50
Other Securities (Par)	188,700.00	188,700.00
Taxes Receivable—Inheritance and Railroad Taxes	1,134,374.41	1,041,032.86
Accounts Receivable:		
From Federal Government for Highway Purposes	†174,868,175.04	†127,589,803.70
From Port of New York Authority	8,146,028.00	4,514,426.00
From Dedicated and Trust Funds	3,905,639.69	1,857,353.44
Other Accounts Receivable Collectible Through Various Departments	9,510,242.23	7,979,267.80
Less Reserve for Future Credits and Doubtful Accounts	1,217,817.81	1,126,015.52
Loans Receivable—Miscellaneous	\$252,526.25	\$270,539.48
Less Reserve for Future Credits and Doubtful Accounts	8,565.41	8,565.41
State Purchase Revolving Fund	550,000.00	550,000.00
Veterans' Education Revolving Fund (Contra)	24,493.99	27,985.74
Or Total Assets of	\$307,463,759.54	\$250,997,840.58
LIABILITIES		
The General Treasury Had Liabilities of:		
Accounts Payable for:		
Prior Fiscal Years	\$2,381,313.47	\$1,773,997.87
Current Fiscal Year (Schedule II)	176,014,895.41	155,926,083.01
Railroad Taxes Payable to Counties and Municipalities	164,803.54	164,803.54
Motor Fuels Tax Refunds	900,000.00	900,000.00
Loan Payable to Veterans' Guaranteed Loan Fund (Contra)	24,493.99	27,985.74
Or Total Liabilities of	\$179,485,506.41	\$158,792,870.16
Leaving a Net Excess of Assets Over Liabilities of	\$127,978,253.13	\$92,204,970.42
Of this excess there will be needed for unobligated appropriation balances which do not lapse on June 30	117,697,415.25	76,877,638.87
There must be reserved for revenue received this year but applicable to next year	5,541,025.96	5,901,175.10
There must be reserved to cover non-liquid assets unavailable for subsequent appropriations	966,605.37	984,062.20
Total Requirements Against Net Assets	\$124,205,046.58	\$83,762,876.17
Leaving a Surplus as at June 30 of	<u>\$3,773,206.55</u>	<u>\$8,442,094.25</u>

* Does not include Dedicated or Trust Funds or Bonded Indebtedness.

† Includes \$2,260,819.00 Loan Funds from Federal Government to be repaid by deductions from 1961 and 1962 Federal Aid Allotments and \$42,613.00 Loan Funds to be deducted from 1961 and 1962 Federal Aid Allotments.

EXHIBIT "B"—Schedule I—Statement of Revenue as Anticipated by

	Anticipated to June 30, 1960	Realized to June 30, 1960
LEGISLATURE:		
N. J. Metropolitan Rapid Transit Commission	\$	\$
	<u>\$</u>	<u>\$</u>
DEPARTMENT OF LAW AND PUBLIC SAFETY:		
Tenement House Supervision	\$30,000.00	\$45,080.31
Hotel Fire Safety Inspection Fees	30,000.00	29,958.00
Alcoholic Beverage Licenses	820,000.00	890,804.52
Amusement Games Control Commission	54,020.00
Motor Vehicle Fees	62,400,000.00	63,973,986.54
Motor Vehicle Truck Increases	6,000,000.00	6,442,439.51
Motor Vehicle Bus Excise Tax	100,000.00	109,282.54
Security Responsibility Bureau	660,902.31	645,938.57
Division of Weights and Measures	46,700.00	40,803.95
Division of Law	22,000.00	12,672.69
Division of Law—Transfer from Veterans' Guaranteed Loan Fund
Veterans' Guaranteed Loan Fund—Administration Expense Fund
Division of State Police (General)
Division of Motor Vehicles
Board of Public Accountants	25,419.00	25,419.00
Board of Architects	38,144.00	38,144.00
Board of Dentistry	41,857.00	41,857.00
Board of Mortuary Science	37,452.00	37,452.00
Board of Professional Engineers and Land Surveyors	58,309.00	58,309.00
Board of Medical Examiners	70,141.00	70,141.00
Board of Nursing	122,585.00	122,585.00
Board of Optometrists	20,596.00	20,596.00
Board of Pharmacy	65,041.00	65,041.00
Board of Veterinary Medical Examiners	3,127.00	3,127.00
Board of Shorthand Reporting	370.00	370.00
Board of Ophthalmic Dispensers and Technicians	9,717.00	9,717.00
Board of Beauty Culture Control	152,000.00	197,244.40
	<u>\$70,754,360.31</u>	<u>\$72,934,989.03</u>
DEPARTMENT OF THE TREASURY:		
Second-Class Railroad Tax	\$	\$
Main Stem and Franchise Taxes	3,800,000.00	3,018,718.87
Prior Years Franchise Taxes	2,756.33
Interest on Railroad Tax	2,747.17
Transfer Inheritance Tax	20,000,000.00	20,621,421.82
Miscellaneous Corporation Tax	67,000,000.00	58,946,365.20
Domestic Life Insurance Corporation Tax	600,000.00	670,987.04
Foreign Insurance Corporation Tax	15,500,000.00	15,423,760.87
Financial Business Tax
Cigarette Tax	39,500,000.00	41,072,676.07
Beverage Tax	20,000,000.00	21,430,899.87
Motor Fuels Tax	98,500,000.00	98,488,012.68
Public Utility Tax (Administration)	38,362.00	36,709.38
Outdoor Advertising Tax	90,000.00	136,194.76
Contributions to N. J. Firemen's Home and Association
Division of Local Government	100,000.00	136,775.66
Racing Tax	24,500,000.00	25,068,679.26
Earnings on Investments in General Investment Account	1,200,000.00	1,967,049.80
Dividends	18,870.00	18,870.00
Interest on Deposits	160,000.00	199,831.20
Personal Property Escheats	450,000.00	140,608.77
Unclaimed Bank Deposits Escheats	105,000.00	153,096.90
Unclaimed Life Insurance Escheats	7,500.00	8,729.38
Transfer from Employment Security Division	65,040.00	67,497.56
Bureau of Construction
Administrative Division
Federal Receipts of Leased Lands Acquired for Flood Control
Social Security Administrative Account	674,000.00	706,379.69
Division of Purchase and Property
Transfer from Disability Benefits Fund
State Purchase Fund

* Denotes red figure.

New Jersey

the Legislature and Amounts Actually Realized (On Accrual Basis)

Per Cent Realized to June 30, 1960	Unrealized to June 30, 1960	Anticipated to June 30, 1959	Realized to June 30, 1959	Per Cent Realized to June 30, 1959	Unrealized to June 30, 1959	Revenues Applicable to Specific Appropriations	
						June 30, 1960	June 30, 1959
...	\$.....	\$.....	\$141,417.59	...	*\$141,417.59	\$.....	\$.....
...	\$.....	\$.....	\$141,417.59	...	*\$141,417.59	\$.....	\$.....
150	*\$15,080.31	\$25,000.00	\$37,617.00	150	*\$12,617.00	\$.....	\$.....
99	42.00	27,000.00	29,052.00	108	*2,052.00
109	*70,804.52	820,000.00	825,028.07	101	*5,028.07
...	*54,020.00
103	*1,573,986.54	57,000,000.00	61,254,698.54	107	*4,254,698.54	221,765.10
107	*442,439.51	6,000,000.00	6,083,101.17	101	*83,101.17
109	*9,282.54	100,000.00	99,650.90	99	349.10
98	14,963.74	548,816.33	597,568.14	109	*48,751.81
87	5,896.05	46,700.00	46,322.90	99	377.10
58	9,327.31	181,815.89	366,765.80
...	5,000,000.00	5,000,000.00	100
...	44,273.00	60,350.00
...	1,006,517.78	992,777.29
...	80.00
100	24,487.00	24,487.00	100	14,105.00	7,189.00
100	36,523.00	36,523.00	100	17,494.00	16,485.10
100	40,048.00	40,048.00	100	11,050.00	4,201.00
100	34,857.00	34,857.00	100	3,014.00	5,923.00
100	53,361.00	53,361.00	100	19,265.00	4,276.00
100	68,097.00	68,097.00	100	12,586.00	11,721.50
100	108,928.00	108,928.00	100	12,632.28	37,091.11
100	20,220.00	20,220.00	100	22.00	551.10
100	63,773.00	63,773.00	100	750.20	11,255.88
100	2,445.00	2,445.00	100	2,233.00	3,080.00
100	365.00	365.00	100	80.00	40.00
100	9,661.00	9,661.00	100	1,458.45	451.00
130	*45,244.40	150,000.00	171,715.80	114	*21,715.80
103	*\$2,180,628.72	\$70,180,281.33	\$74,607,519.52	106	*\$4,427,238.19	\$1,549,061.70	\$1,522,237.78
...	\$.....	\$.....	\$.....	...	\$.....	\$14,906,947.77	\$14,959,731.24
79	781,281.13	4,000,000.00	3,150,236.07	79	849,763.93
...	*2,756.33
...	*2,747.17
103	*621,421.82	17,500,000.00	20,621,813.27	118	*3,121,813.27
88	8,053,634.80	56,300,000.00	47,200,261.25	84	9,099,738.75
112	*70,987.04	700,000.00	962,223.96	137	*262,223.96
99	76,239.13	14,000,000.00	14,402,188.14	103	*402,188.14
...	700,583.66	756,492.64
104	*1,572,676.07	35,500,000.00	37,951,108.73	107	*2,451,108.73
107	*1,430,899.87	20,300,000.00	20,002,067.08	99	297,932.92
99	11,987.32	88,500,000.00	92,467,526.37	104	*3,967,526.37
96	1,652.62	34,021.00	34,445.29	101	*424.29
151	*46,194.76	90,000.00	85,923.16	95	4,076.84	5,536.35
...	378,203.82	210,503.70
137	*36,775.66	94,000.00	116,297.37	124	*22,297.37
102	*568,679.26	24,500,000.00	23,661,549.21	97	838,450.79
164	*767,049.80	2,200,000.00	1,209,502.30	55	990,497.70
100	18,870.00	18,870.00	100
125	*39,831.20	225,000.00	169,354.02	75	55,645.98
31	309,391.23	350,000.00	93,492.23	27	256,507.77
146	*48,096.90	105,000.00	149,797.59	143	*44,797.59
116	*1,229.38	7,500.00	10,226.90	136	*2,726.90
104	*2,457.56	64,480.00	72,367.56	112	*7,887.56
...	145,103.04	64,700.00
...	4,645.00
...	1,269.26	1,070.63
105	*32,379.69	566,000.00	605,855.70	107	*39,855.70
...	1,623.15
...	36,000.00	36,000.00
...	2,812,235.21	2,981,975.65

EXHIBIT "B"—Schedule I—Statement of Revenue as Anticipated by

	Anticipated to June 30, 1960	Realized to June 30, 1960
Surplus Commodity Distribution Fund	\$.....	\$.....
Cafeteria—State House	89,938.00	89,938.00
Cafeteria—Highway	51,317.00	49,104.99
Excise Tax on Personal Communication Messages		
State Employees' Payroll Deduction Adjustment Fund		
State Employees' Federal Income Tax Levy Fund		
	<u>\$292,450,027.00</u>	<u>\$288,457,811.27</u>
DEPARTMENT OF STATE:		
General Revenue	\$650,000.00	\$755,775.90
Commissions	80,000.00	87,210.00
Athletic Commissioner	35,000.00	44,385.99
White House Conference on Aging		
	<u>\$765,000.00</u>	<u>\$887,371.89</u>
DEPARTMENT OF CIVIL SERVICE	<u>\$.....</u>	<u>\$.....</u>
DEPARTMENT OF BANKING AND INSURANCE:		
General Revenue	\$1,900,000.00	\$1,915,153.70
Division of Real Estate Commission	375,000.00	406,879.00
National Association of Insurance Commissioners Trust Fund		
	<u>\$2,275,000.00</u>	<u>\$2,322,032.70</u>
DEPARTMENT OF AGRICULTURE:		
General Revenue	\$75,000.00	\$72,401.37
Office of Milk Industry	200,000.00	209,310.95
Federal Agricultural Loan Fund		
Federal Grants for Statistical Services		
Poultry Products Promotion Tax Account		
Federal Grants for Marketing Expansion		
Seed Potato Tax Account		
Asparagus Tax Account		
Apple Tax Account		
	<u>\$275,000.00</u>	<u>\$281,712.32</u>
DEPARTMENT OF DEFENSE:		
Armory Rentals	\$95,000.00	\$79,617.57
Federal Aid—(Department of Defense)	150,000.00	152,719.73
National and/or State Guard		
Civil Defense		
Federal Aid—Civil Defense		
Federal Aid—Survival Plan Project—Mercer County		
Federal Surplus Property Program		
	<u>\$245,000.00</u>	<u>\$232,337.30</u>
DEPARTMENT OF PUBLIC UTILITIES:		
General Revenue	\$70,000.00	\$282,863.71
DEPARTMENT OF HEALTH:		
General Revenue	\$78,000.00	\$81,065.42
Rabies Control Fund	85,583.00	78,634.73
Transfer from Rabies Control Fund		20,967.27
Board of Barber Examiners	89,000.00	93,655.00
Public Health—Federal Fund		
Maternal and Child Health—Federal Fund		

* Denotes red figure.

the Legislature and Amounts Actually Realized (On Accrual Basis)—Continued

Per Cent Realized to June 30, 1960	Unrealized to June 30, 1960	Anticipated to June 30, 1959	Realized to June 30, 1959	Per Cent Realized to June 30, 1959	Unrealized to June 30, 1959	Revenues Applicable to Specific Appropriations	
						June 30, 1960	June 30, 1959
...	\$.....	\$.....	\$.....	...	\$.....	\$285.00	\$.....
100	85,450.00	85,450.00	100	4,528.03	7,147.83
96	2,212.01	47,890.00	47,566.84	99	323.16
...	2,347.37	2,002.84
...	384.05	3,996.12
...	17,994.09	5,002.91
99	<u>\$3,992,215.73</u>	<u>\$265,224,211.00</u>	<u>\$263,118,123.04</u>	99	<u>\$2,106,087.96</u>	<u>\$18,976,149.45</u>	<u>\$18,998,159.91</u>
116	*\$105,775.90	\$650,000.00	\$804,389.26	124	*\$154,389.26	\$.....	\$.....
109	*7,210.00	80,000.00	82,410.00	103	*2,410.00
127	*9,385.99	30,000.00	36,390.37	121	*6,390.37
...	15,000.00
116	<u>*\$122,371.89</u>	<u>\$760,000.00</u>	<u>\$923,189.63</u>	121	<u>*\$163,189.63</u>	<u>\$15,000.00</u>	<u>\$.....</u>
...	<u>\$.....</u>	<u>\$.....</u>	<u>\$.....</u>	...	<u>\$.....</u>	<u>\$52.02</u>	<u>\$.....</u>
101	*\$15,153.70	\$1,820,000.00	\$1,813,803.62	99	\$6,196.38	\$.....	\$.....
109	*31,879.00	380,000.00	397,737.00	105	*17,737.00
...	18,361.98	15,816.25
102	<u>*\$47,032.70</u>	<u>\$2,200,000.00</u>	<u>\$2,211,540.62</u>	101	<u>*\$11,540.62</u>	<u>\$18,361.98</u>	<u>\$15,816.25</u>
97	\$2,598.63	\$70,000.00	\$59,990.08	86	\$10,009.92	\$.....	\$.....
105	*9,310.95	200,000.00	195,736.20	98	4,263.80
...	79,921.83	42,038.13
...	6,259.38	20,502.64
...	161,597.47	179,126.10
...	31,740.62	16,665.75
...	15,080.12	14,797.49
...	89,295.70
...	49,389.38
102	<u>*\$6,712.32</u>	<u>\$270,000.00</u>	<u>\$255,726.28</u>	95	<u>\$14,273.72</u>	<u>\$433,284.50</u>	<u>\$273,130.11</u>
84	\$15,382.43	\$75,000.00	\$81,703.54	109	*\$6,703.54	\$.....	\$.....
102	*2,719.73	130,000.00	143,558.68	110	*13,558.68
...	332,357.36	165.90
...	17,780.22
...	9,705.45	16,993.91
...	108,811.44
...	41,981.11	24,712.96
95	<u>\$12,662.70</u>	<u>\$205,000.00</u>	<u>\$225,262.22</u>	110	<u>*\$20,262.22</u>	<u>\$384,043.92</u>	<u>\$168,464.43</u>
404	<u>*\$212,863.71</u>	<u>\$65,000.00</u>	<u>\$69,764.22</u>	107	<u>*\$4,764.22</u>	<u>\$.....</u>	<u>\$.....</u>
104	*\$3,065.42	\$80,000.00	\$81,458.35	102	*\$1,458.35	\$.....	\$.....
92	6,948.27	100,000.00	83,429.01	83	16,570.99
...	*20,967.27	16,312.84	...	*16,312.84
105	*4,655.00	85,000.00	89,084.00	105	*4,084.00
...	599,497.00	575,381.00
...	253,181.00	239,497.28

EXHIBIT "B"—Schedule I—Statement of Revenue as Anticipated by

	Anticipated to June 30, 1960	Realized to June 30, 1960
Rapid Treatment V.D.—Federal Funds	\$	\$
Water Pollution Control—Federal Funds
Polio Diagnostic Services—Federal Funds
Radiation Research Project II—Federal Funds
Lymphoma Investigation Grant—Federal Funds
Radiation Research Project—Federal Funds
Milbank Research Grant—Private Funds
Crippled Children—Federal Funds
Leukemia Study—Federal Funds
Crippled Children—Miscellaneous Donations Fund
Alcohol Education Grant—Federal Funds
Virus Research Project—Federal Funds
	<u>\$252,583.00</u>	<u>\$274,322.42</u>
DEPARTMENT OF LABOR AND INDUSTRY:		
Division of Labor—General Revenue	\$214,000.00	\$238,554.35
Workmen's Compensation Tax Division
Transfer from 1% Compensation	50,000.00	50,000.00
Wage and Hour Trust Fund
Federal Grants for Statistical Purposes
Workmen's Compensation Rehabilitation Pilot Project
1% Compensation Tax Fund	336,177.00	336,177.00
Division of Employment Security
Rehabilitation Commission (State)
Rehabilitation Commission (Federal Fund)	1,002,925.00	803,210.81
Old Age Survivors Insurance (Federal Fund) Administration
	<u>\$1,603,102.00</u>	<u>\$1,427,942.16</u>
DEPARTMENT OF CONSERVATION AND ECONOMIC DEVELOPMENT:		
Division of Planning and Development	\$470,000.00	\$513,534.20
State Housing—Rentals	30,000.00	328,027.66
State Housing—Sale of Units	2,000,000.00	1,099,306.60
Division of Water Policy and Supply
Excess Diversion Fees	162,000.00	186,394.49
Well Drillers Licenses	18,000.00	12,547.00
Division of Shell Fisheries	120,000.00	68,268.32
Morris Canal and Banking Company	46,909.00	46,909.00
Delaware and Raritan Canal	200,000.00	191,667.07
Federal Forest Fires Fund
Federal Forest Nursery Fund
Federal Farm Forestry Fund
Federal Soils Bank Account Fund
New Jersey Pilot Commissioners	16,080.00	16,080.00
Federal Airport Grant Fund
Pequest Watershed Project
Planning of Small Watersheds—Federal Aid
Federal Reimbursement State Share Beach Protection
New Jersey Emergency Housing
Paulinskill Watershed Program
Stony Brook Watershed
Stony Brook Watershed Forest Management Program Federal Funds
Division of Fish and Game	1,432,816.00	1,426,478.14
Public Shooting and Fishing Grounds
Public Shooting and Fishing Grounds—Federal Aid	120,000.00	120,000.00
Study of Small Business Projects—Federal Funds
	<u>\$4,615,805.00</u>	<u>\$4,009,212.48</u>

* Denotes red figure.

New Jersey

the Legislature and Amounts Actually Realized (On Accrual Basis)—Continued

Per Cent Realized to June 30, 1960	Unrealized to June 30, 1960	Anticipated to June 30, 1959	Realized to June 30, 1959	Per Cent Realized to June 30, 1959	Unrealized to June 30, 1959	Revenues Applicable to Specific Appropriations	
						June 30, 1960	June 30, 1959
...	\$.....	\$.....	\$.....	...	\$.....	\$45,932.00	\$27,379.00
...	80,247.00	78,935.00
...	2,000.00
...	70,000.00	60,530.00
...	9,200.00
...	18,703.00
...	13,725.00
...	247,878.42	206,839.80
...	4,600.00
...	316.88
...	3,000.00	3,000.00
...	15,171.00
109	<u>*\$21,739.42</u>	<u>\$265,000.00</u>	<u>\$270,284.20</u>	102	<u>*\$5,284.20</u>	<u>\$1,352,251.30</u>	<u>\$1,202,762.08</u>
111	*\$24,554.35	\$225,000.00	\$238,826.85	106	*\$13,826.85	\$19,743.57	\$19,835.74
...	1,357.54
100	50,000.00	50,000.00	100	4,303.40	589.54
...	17,675.00	15,100.00
...	26,970.00
100	320,000.00	320,000.00	100	107,924.87	120,567.82
...	12,090,071.44	12,754,553.86
...	10,007.67	10,286.45
80	199,714.19	890,682.00	818,089.67	92	72,592.33	169,571.38	60,593.45
...	347,827.89	414,861.77
89	<u>\$175,159.84</u>	<u>\$1,485,682.00</u>	<u>\$1,426,916.52</u>	96	<u>\$58,765.48</u>	<u>\$12,794,095.22</u>	<u>\$13,397,746.17</u>
109	*\$43,534.20	\$440,000.00	\$426,273.79	97	\$13,726.21	\$759,953.18	\$1,646,306.25
1093	*298,027.66	50,000.00	295,770.42	592	*245,770.42
55	900,693.40	2,000,000.00	1,113,173.02	56	886,826.98
115	*24,394.49	150,000.00	139,237.87	93	10,762.13	5,322.89	19,895.00
70	5,453.00	15,000.00	15,094.00	101	*94.00
57	51,731.68	120,000.00	78,712.38	66	41,287.62
100	50,000.00	50,000.00	100	606.59	105.82
96	8,332.93	235,000.00	170,511.30	73	64,488.70
...	102,594.45	90,191.37
...	5,172.24	7,042.76
...	25,654.44	24,664.45
...	3,108.60	2,009.83
100	16,010.00	16,010.00	100	3,962.87	1,271.85
...	1,085,294.50	231,135.56
...	182.98
...	44.49	368.48
...	16,087.53	53,075.10
...	740.00	6,104.35
...	700.53	408.23
...	3,300.00	3,300.00
...	650.20	657.64
99	6,337.86	1,488,000.00	1,417,633.77	95	70,366.23	167,776.49	161,725.66
100	116,000.00	116,000.00	100
...	30,000.00
87	<u>\$606,592.52</u>	<u>\$4,680,010.00</u>	<u>\$3,838,416.55</u>	82	<u>\$841,593.45</u>	<u>\$2,210,969.00</u>	<u>\$2,248,445.33</u>

EXHIBIT "B"—Schedule I—Statement of Revenue as Anticipated by

	Anticipated to June 30, 1960	Realized to June 30, 1960
DEPARTMENT OF EDUCATION:		
Veterans Education Revolving Fund	\$	\$
Federal Food Lunch Program		
Federal Special School Milk Program		
Federal Vocational Education—Smith-Hughes Fund	125,000.00	102,277.76
Federal Vocational Education—George-Barden Fund		
W. T. Grant Foundation—Child and Youth Study Program		
National Defense Educational Act—Federal Fund		
George Barden—Practical Nurse Training—Federal Fund		
Federal Extension of Public Library Services to Rural Areas		
State Board of Examiners	50,000.00	56,250.00
Academic Certificate Fund	38,000.00	36,162.75
Educational Grants and Subsidies		
Camille and Henry Dreyfus Foundation Fund		
Graduate Fellowship for Mentally Retarded—Federal Fund		
State Colleges		
Glassboro		
Tuition—Regular	125,000.00	125,000.00
Demonstration School	60,000.00	68,069.78
Miscellaneous	4,000.00	10,802.18
Cafeteria and Boarding Halls Fees	230,000.00	230,000.00
Summer, Extension, Field, Graduate Fees	83,000.00	83,000.00
National Defense Educational Act—Student Loan Fund		
Jersey City		
Tuition—Regular	132,000.00	132,000.00
Miscellaneous	1,800.00	3,346.69
Cafeteria and Boarding Halls Fees	44,000.00	33,803.25
Summer, Extension, Field, Graduate Fees	25,460.00	25,460.00
National Defense Educational Act—Student Loan Fund		
Newark		
Tuition—Regular	132,000.00	128,430.00
Miscellaneous	2,000.00	16,455.36
Cafeteria and Boarding Halls Fees	45,000.00	30,583.42
Summer, Extension, Field, Graduate Fees	125,000.00	125,000.00
National Defense Educational Act—Student Loan Fund		
Graduate Program—Mentally Retarded		
Research Project for Mentally Retarded Federal Funds		
Research Project for Carbon Dioxide Fixation in Invertebrates—Federal Funds		
Paterson		
Tuition—Regular	157,900.00	157,900.00
Miscellaneous	2,000.00	5,521.06
Cafeteria and Boarding Halls Fees	60,000.00	45,090.53
Summer, Extension, Field, Graduate Fees	78,500.00	78,500.00
National Defense Educational Act—Student Loan Fund		
Montclair		
Tuition—Regular	200,000.00	200,000.00
Miscellaneous	6,000.00	11,242.62
Cafeteria and Boarding Halls Fees	168,705.00	168,705.00
Summer, Extension, Field, Graduate Fees	75,500.00	75,500.00
Montclair Student Activity Fund		
National Science Foundation Grant Federal Fund		
National Defense Educational Act—Student Loan Fund		
Trenton		
Tuition—Regular	170,000.00	150,217.42
Miscellaneous	2,500.00	4,580.68
Cafeteria and Boarding Halls Fees	490,000.00	490,000.00
Summer, Extension, Field, Graduate Fees	66,460.00	66,460.00
National Defense Educational Act—Student Loan Fund		
Trenton Student Activity Fund		

* Denotes red figure.

New Jersey

the Legislature and Amounts Actually Realized (On Accrual Basis)—Continued

Per Cent Realized to June 30, 1960	Unrealized to June 30, 1960	Anticipated to June 30, 1959	Realized to June 30, 1959	Per Cent Realized to June 30, 1959	Unrealized to June 30, 1959	Revenues Applicable to Specific June 30, 1960	Appropriations June 30, 1959
...	\$.....	\$.....	\$.....	...	\$.....	\$3,448.27	\$11,888.00
...	1,589,534.00
...	2,173,772.24
82	22,722.24	105,700.00	94,300.31	89	11,399.69	160,493.49	164,294.09
...	456,090.38	448,335.71
...	13,500.00
...	1,750,857.25	642,756.50
...	50,891.04
...	97,403.00	85,783.00
113	*6,250.00	38,000.00	45,270.30	119	*7,270.30
95	1,837.25	38,000.00	42,014.00	111	*4,014.00
...	3,356,254.29
...	110,000.00	2,013.00
...	5,500.00
...	444,375.00	479,640.19	108	*35,265.19	68,812.17	83,654.03
100	18,823.92
113	*8,069.78
270	*6,802.18
100	18,436.29
100	74,470.92
...	9,530.00	18,023.00
...	163,185.00	181,616.15	111	*18,431.15	67,455.60	55,295.49
100	24,688.49
186	*1,546.69
77	10,196.75
100	63,440.18
...	28,060.00	4,271.10
...	303,200.00	312,522.31	103	*9,322.31	89,987.25	161,363.90
97	3,570.00	8,600.00
823	*14,455.36
68	14,416.58
100	177,785.16
...	23,921.00	2,306.66
...	9,800.00
...	26,938.00
...	7,600.00
...	280,920.00	291,243.99	104	*10,323.99	85,421.25	83,999.70
100	2,034.90
276	*3,521.06
75	14,909.47
100	105,408.84
...	1,800.00	30,751.11
...	433,100.00	481,592.74	111	*48,492.74	141,915.25	132,907.51
100	42,899.63
187	*5,242.62
100	18,018.88
100	68,941.34
...	11.15	18.00
...	78,170.00	85,888.78
...	39,397.44	23,452.45
...	554,480.00	631,420.08	114	*76,940.08	94,430.93	175,962.96
88	19,782.58
183	*2,080.68
100	80,625.87
100	145,134.72
...	43,525.75	2,597.00
...	302.25	26.40

EXHIBIT "B"—Schedule I—Statement of Revenue as Anticipated by

	Anticipated to June 30, 1960	Realized to June 30, 1960
School for the Deaf	\$14,000.00	\$14,716.70
School of Conservation	65,395.00	65,395.00
Agricultural Experiment Station	80,000.00	75,669.18
Fertilizer Inspection Fees	125,000.00	111,288.73
U. S. Appropriation for Agricultural College		
State Museum—Service Charges	5,000.00	9,276.88
Archeological Research Project—Federal Fund		
Miscellaneous		
	<u>\$2,989,220.00</u>	<u>\$2,936,704.99</u>
STATE HIGHWAY DEPARTMENT:		
Miscellaneous Revenue	\$75,000.00	\$121,247.83
Federal Aid		
Reimbursement from State Highway Authority		
Reimbursement from Delaware River Port Authority		
Flood Damage to Bridges—Delaware River Bridge Commission		
Reimbursement Port of New York Authority		
Construction Repairs—State Highways Damaged by Flood		
Construction Repairs—County and Municipal Roads		
State Aid to Counties and Municipalities		
Pennsylvania Share Scudder's Falls Bridge		
	<u>\$75,000.00</u>	<u>\$121,247.83</u>
DEPARTMENT OF INSTITUTIONS AND AGENCIES:		
Department of Institutions and Agencies—Central Office	\$.....	\$171,509.29
Bureau of Assistance and Central Office—Federal Aid	196,500.00	163,324.74
Transfers from Federal Aid—Mental Hygiene Clinics		
Social Science Research Fund		
Trubek Fund—New Milford Teenage Project		
Turrell Fund—Residential Treatment for Girls		
Colony for Feeble Minded—New Lisbon	675,000.00	742,603.63
Colony for Feeble Minded—Woodbine	850,000.00	862,689.15
Soldiers Home Menlo Park—Federal Aid	50,000.00	51,917.25
Soldiers Home Vineland—Federal Aid	65,000.00	72,514.75
North Jersey Training School, Totowa	675,000.00	757,131.41
Sanatorium for Chest Diseases	130,000.00	106,633.17
Home for Boys—Jamesburg	15,000.00	6,912.24
Home for Girls—Trenton	5,000.00	218.50
State Hospital—Greystone Park	4,300,000.00	4,694,303.92
State Hospital—Marlboro	2,500,000.00	2,680,286.10
State Hospital—Trenton	3,000,000.00	2,806,415.87
Neuropsychiatric Institute	1,400,000.00	1,559,622.81
Vineland State School	1,200,000.00	1,335,583.52
Research Laboratory Construction—Federal Funds		
Arthur Brisbane Child Treatment Center	80,000.00	66,935.09
Diagnostic Center	220,000.00	211,154.19
State Hospital—Ancora	2,000,000.00	2,038,220.77
E. R. Johnstone Training and Research Center	200,000.00	158,482.93
Teaching Machine—Federal Fund		
Rehabilitation Research Project—Federal Funds		
Board of Child Welfare—Revolving Fund		
Board of Child Welfare—Federal Aid	450,000.00	343,490.70
Adoption Fees	45,000.00	70,559.95
Frances Day Fund—Training Program		
Relief Subsidies		
Federal Aid—Administration of Blind	180,000.00	207,911.09
Federal Aid—Construction of Hospitals		
Federal Aid—Old Age Assistance		
Old Age Assistance—Recoveries		

* Denotes red figure.

New Jersey

the Legislature and Amounts Actually Realized (On Accrual Basis)—Continued

Per Cent Realized to June 30, 1960	Unrealized to June 30, 1960	Anticipated to June 30, 1959	Realized to June 30, 1959	Per Cent Realized to June 30, 1959	Unrealized to June 30, 1959	Revenues Applicable to Specific Appropriations June 30, 1960	June 30, 1959
105	*\$716.70	\$14,000.00	\$14,263.24	102	*\$263.24	\$11,567.00	\$11,708.50
100	50,446.00	42,223.37	84	8,222.63	14,400.27	17,976.83
95	4,330.82	80,000.00	75,782.42	95	4,217.58
89	13,711.27	125,000.00	113,213.17	91	11,786.83
...	118,233.27	118,233.27
186	*4,276.88	5,000.00	7,859.11	157	*2,859.11	3,201.38	687.82
...	1,500.00
...	18,230.00
98	<u>\$52,515.01</u>	<u>\$2,635,406.00</u>	<u>\$2,812,961.38</u>	107	<u>*\$177,555.38</u>	<u>\$8,218,070.77</u>	<u>\$5,747,387.10</u>
162	*\$46,247.83	\$65,000.00	\$84,132.49	129	*\$19,132.49	\$2,911,156.79	\$4,998,588.52
...	97,745,981.00	74,307,061.00
...	27,630.75
...	408,695.91
...	29,929.13	153,366.68
...	5,670,000.00
...	162,562.76
...	66,470.88
...	1,525.00
...	1,257,635.72
162	<u>*\$46,247.83</u>	<u>\$65,000.00</u>	<u>\$84,132.49</u>	129	<u>*\$19,132.49</u>	<u>\$106,358,591.92</u>	<u>\$81,382,012.22</u>
...	*\$171,509.29	\$.....	\$59,627.44	...	*\$59,627.44	\$.....	\$.....
83	33,175.26	174,000.00	192,697.78	111	*18,697.78	250.00
...	139,028.00	116,523.00
...	12,120.00	9,000.00
...	600.00
...	180,000.00	15,000.00
110	*67,603.63	650,000.00	643,680.38	99	6,319.62	6,645.62	325.90
101	*12,689.15	850,000.00	794,166.63	93	55,833.37	6,288.00
104	*1,917.25	50,000.00	52,785.25	106	*2,785.25
112	*7,514.75	65,000.00	71,338.75	110	*6,338.75	3,735.08
112	*82,131.41	650,000.00	646,305.15	99	3,694.85	496.00	30.00
82	23,366.83	130,000.00	88,061.53	68	41,938.47	333.12	965.00
46	8,087.76	7,000.00	13,146.33	188	*6,146.33	15,400.00	21,686.38
4	4,781.50	6,000.00	6,879.51	115	*879.51
109	*394,303.92	4,300,000.00	4,337,263.19	101	*37,263.19	15,512.05	37,575.04
107	*180,286.10	2,500,000.00	2,473,494.16	99	26,505.84	15,269.61	9,897.65
94	193,584.13	2,900,000.00	2,836,929.29	98	63,070.71	7,568.16	3,928.69
111	*159,622.81	1,350,000.00	1,404,369.30	104	*54,369.30	68,919.55	71,778.02
111	*135,583.52	1,250,000.00	1,167,148.68	93	82,851.32	3,840.00	2,344.25
...	9,474.00
84	13,064.91	67,000.00	68,501.13	102	*1,501.13
96	8,845.81	220,000.00	221,512.93	101	*1,512.93	14.00
102	*38,220.77	1,950,000.00	1,884,872.12	97	65,127.88	140.80	423.49
79	41,517.07	170,000.00	125,869.55	74	44,130.45	34.00	1,665.00
...	25,000.00
...	27,365.00
...	712,878.24	699,581.54
76	106,509.30	466,550.00	553,880.66	119	*87,330.66	212,002.07	127,147.00
157	*25,559.95	43,000.00	56,635.00	132	*13,635.00
...	3,008.95	3,600.00
...	35,950.79	27,870.53
116	*27,911.09	225,000.00	194,660.92	87	30,339.08	745,514.71	685,902.39
...	1,571,076.43	2,341,909.22
...	9,588,593.13	9,879,397.00
...	941,313.08	1,070,141.31

EXHIBIT "B"—Schedule I—Statement of Revenue as Anticipated by

	Anticipated to June 30, 1960	Realized to June 30, 1960
Federal Aid—Maintenance Dependent Children	\$	\$
Assistance for Dependent Children—Federal Aid
State Aid Maintenance of Dependent Children
Federal Aid—Permanently and Totally Disabled
State Use Revolving Fund
Urgent Capital Items
	<u>\$18,236,500.00</u>	<u>\$19,108,421.07</u>
INTERSTATE AND TEMPORARY COMMISSIONS:		
Delaware River Joint Toll Bridge Commission	<u>\$131,182.00</u>	<u>\$130,999.41</u>
RENTAL CHARGES FROM SPECIAL FUNDS (GENERAL TREAS.)	\$	\$
PENSION CONTRIBUTIONS FROM SPECIAL FUNDS (GEN. TREAS.)...	900,000.00	897,581.49
SOCIAL SECURITY FROM SPECIAL FUNDS (GENERAL TREAS.).....	275,000.00	329,779.31
THE JUDICIARY:		
Court Fees	1,200,000.00	1,446,767.52
Transfer of Old Balances	572,909.73
MISCELLANEOUS SOURCES	150,000.00	221,397.59
INTERFUND TRANSFERS:		
School Fund Income	600,000.00	609,538.88
1837 Surplus Revenue Fund	19,000.00	21,860.50
Unsatisfied Claim and Judgment Fund	110,000.00	110,000.00
State Disability Benefit Fund	1,427,435.00	1,365,928.39
Accounting Bureau—Administration Expense from MM 31	57,565.00	43,347.78
Pension Contributions—From MM 31	50,000.00	52,781.26
Social Security Contributions—From MM 31	15,000.00	20,374.16
Transfer from State Water Development Fund	47,370.96
Transfer from State Higher Education Fund	380,876.16
GRAND TOTALS	<u>\$399,541,779.31</u>	<u>\$399,528,482.31</u>

* Denotes red figures.

New Jersey

the Legislature and Amounts Actually Realized (On Accrual Basis)—Continued

Per Cent Realized to June 30, 1960	Unrealized to June 30, 1960	Anticipated to June 30, 1959	Realized to June 30, 1959	Per Cent Realized to June 30, 1959	Unrealized to June 30, 1959	Revenues Applicable to Specific Appropriations	
						June 30, 1960	June 30, 1959
...	\$.....	\$.....	\$.....	...	\$.....	\$5,271,852.06	\$8,503,701.89
...	5,951,895.01
...	45,090.07
...	4,018,323.70	2,827,014.43
...	2,399,692.64	1,946,848.52
...	67,790.00
105	<u>*\$871,921.07</u>	<u>\$18,023,550.00</u>	<u>\$17,893,825.68</u>	99	<u>\$129,724.32</u>	<u>\$32,065,011.79</u>	<u>\$28,442,258.33</u>
99	<u>\$182.59</u>	<u>\$.....</u>	<u>\$.....</u>	...	<u>\$.....</u>	<u>\$.....</u>	<u>\$120,116.97</u>
...	\$.....	\$96,783.00	\$29,041.27	30	\$67,741.73	\$39,128.80	\$.....
99	2,418.51	750,000.00	846,190.79	113	*96,190.79	19,067.00	9,540.33
120	*54,779.31	240,000.00	206,975.64	86	33,024.36
121	*246,767.52	1,200,000.00	1,303,141.30	109	*103,141.30
...	*572,909.73	212,196.25	...	*212,196.25
148	*71,397.59	150,000.00	214,003.11	143	*64,003.11	295,411.34	216,382.31
102	*9,538.88	560,000.00	604,023.14	108	*44,023.14
115	*2,860.50	19,000.00	27,200.06	143	*8,200.06
100	85,000.00	85,000.00	100	12,943.76	14,452.30
96	61,506.61	1,183,312.00	1,183,312.00	100	98,543.61
75	14,217.22	56,155.00	48,141.00	86	8,014.00	8,935.69	5,051.39
106	*2,781.26	44,500.00	55,735.41	125	*11,235.41
136	*5,374.16	13,250.00	15,220.62	115	*1,970.62
...	*47,370.96
...	*380,876.16
99	<u>\$13,297.00</u>	<u>\$370,457,140.33</u>	<u>\$372,709,260.53</u>	101	<u>*\$2,252,120.20</u>	<u>\$184,750,430.16</u>	<u>\$153,862,506.62</u>

EXHIBIT "B"—Schedule II—Summary of Appropriations

Symbol	NAME OF ACCOUNT	1959-60 Original Appropriation	1959-60 Supplemental and Prior Years' Appropriations	Appropriated Revenue
LEGISLATIVE BRANCH:				
A-9	The Senate	\$349,007.00	\$	\$
A-10	General—Assembly	657,967.00
A-11	Law Revision and Legislative Services Commission	142,499.00	47,776.83
1-A-11	Law Revision and Legislative Services Commission Revolving Fund	1,025.00
A-13	Legislative Budget and Finance Director	61,204.00	8,439.60
A-15	State Auditor's Department	386,809.00
A-20	Commission on Interstate Co-operation	41,240.00
			\$ 1,800.00	
A-21	Commission on State Tax Policy	25,000.00	11,553.34
A-23	Commission on Narcotic Control	3,500.00
A-27	Youth Study Commission	25,000.00	1,732.95
A-33	Legislative Commission on Statute Revision	35,938.47
A-46	County and Municipal Law Revision Commission	15,000.00	7,723.01
A-50	New Jersey Water Research and Development Commission	10,000.00	10,000.00
A-52	Commission on Emergency Civil Government	5,000.00
A-53	New Jersey Delaware Bay Shore Recreational Commission
			\$ 5,000.00	
A-54	Uniform Commercial Code Study Commission
A-55	Legislative Commission to Study the Municipalities' Welfare and Relief Laws
			\$ 15,000.00	
A-56	Legislative Commission to Investigate the Hospital Service Plan of N. J.
			\$ 15,000.00	
	TOTAL LEGISLATIVE BRANCH	\$1,717,226.00	\$129,189.20 \$ 36,800.00	\$
EXECUTIVE BRANCH:				
C-10	Chief Executive's Office	\$200,602.00	\$27,516.06	\$
DEPARTMENT OF LAW AND PUBLIC SAFETY:				
D-00	Office of the Attorney-General	\$98,432.00	\$	\$
1-D-00	Veteran's Guaranteed Loan Fund Administration Expense	22,986.54	44,273.00
D-10	Division of Law	704,357.00	39,693.96	181,815.89
D-20	Division of State Police (General)	6,772,506.00	10,684.96	1,006,517.78
D-20-09	Pension Clearing Account
D-21	Bureau of Tenement House Supervision	167,450.00
D-22	Office of Supervisor of Hotel Fire Safety	1,799.00
D-30	Division of Alcoholic Beverage Control	978,279.00
D-31	Amusement Games Control Commissioner	\$ 25,000.00
D-40	Division of Motor Vehicles	8,750,267.00	485,520.61	221,765.10
			\$ 500.00	
D-41	Security-Responsibility Bureau	619,731.00	41,171.31
D-42	Unsatisfied Claim and Judgment Fund Bureau	96,346.00	13,741.93	12,943.76
D-50	Division of Weights and Measures	325,061.00
DIVISION OF PROFESSIONAL BOARDS				
D-60	Administrative Bureau
1-D-60	State Board of Public Accountants	25,419.00	14,105.00
2-D-60	State Board of Architects	38,144.00	17,494.00
3-D-60	State Board of Dentistry	41,857.00	11,050.00
4-D-60	State Board of Mortuary Science	37,452.00	3,014.00
5-D-60	State Board of Professional Engineers and Land Surveyors	58,309.00	19,265.00
6-D-60	State Board of Medical Examiners	70,141.00	12,586.00
7-D-60	State Board of Nursing	122,585.00	12,632.28
8-D-60	State Board of Optometrists	20,596.00	22.00
9-D-60	State Board of Pharmacy	65,041.00	750.20
10-D-60	State Board of Veterinary Medical Examiners	3,127.00	2,233.00
11-D-60	State Board of Shorthand Reporting	370.00	80.00

* Denotes red figure.

S Denotes Supplemental.

New Jersey
and Expenditures—1959-60—As at June 30, 1960

Transfers To and From* Appropriations	Total Available	Net Disbursements	Obligations	Continuing Appropriation	Lapsed	Per Cent Expended and Obligated
\$.....	\$349,007.00	\$265,676.11	\$83,330.89	\$.....	\$.....	100
.....	657,967.00	520,735.17	137,153.58	78.25	99
*3,931.00	186,344.83	118,451.02	9,473.02	58,420.79	69
.....	1,025.00	1,025.00
*1,655.00	67,988.60	55,212.40	3,025.54	9,750.66	86
.....	386,809.00	323,421.33	20,193.46	43,194.21	89
.....	43,040.00	36,895.02	5,169.98	975.00	98
.....	36,553.34	13,859.70	75.00	22,618.64	38
.....	3,500.00	1,640.92	1,859.08	100
.....	26,732.95	18,059.78	1,814.46	6,858.71	74
.....	35,938.47	1,000.00	34,938.47	...
.....	22,723.01	17,581.89	1,481.23	3,659.89	84
.....	20,000.00	20,000.00	100
.....	5,000.00	124.10	4,875.90	100
.....	5,000.00	5,000.00	100
1,000.00	1,000.00	806.27	193.73	100
.....	15,000.00	15,000.00	100
.....	15,000.00	15,000.00	100
*\$4,586.00	\$1,878,629.20	\$1,372,463.71	\$323,645.87	\$103,333.69	\$79,185.93	90
*\$2,474.00	\$225,644.06	\$174,806.66	\$11,882.75	\$38,954.65	83
*\$568.00	\$97,864.00	\$85,624.45	\$5,087.68	\$.....	\$7,151.87	93
.....	67,259.54	41,321.12	1,584.31	24,354.11
568.00	926,434.85	832,191.12	45,353.63	39,686.07	9,204.03	64
.....	7,789,708.74	7,009,351.23	648,712.59	74,089.14	57,555.78	98
.....	*53,096.07	53,096.07
.....	167,450.00	138,812.50	11,688.64	16,948.86	90
.....	1,799.00	1,372.59	213.56	212.85	88
.....	978,279.00	861,694.80	49,968.25	66,615.95	93
.....	25,000.00	1,271.58	4,400.90	19,327.52	23
*21,171.00	9,436,881.71	8,089,689.97	899,136.46	164,454.40	283,600.88	95
*3,220.00	657,682.31	605,821.95	47,566.62	4,293.74	99
24,391.00	147,422.69	88,158.42	34,975.43	24,288.84	84
.....	325,061.00	249,946.72	61,427.22	13,687.06	96
105,129.00	105,129.00	96,033.51	8,777.65	317.84	99
*1,604.00	37,920.00	25,903.17	5,223.92	6,792.91	82
*9,569.00	46,069.00	34,774.25	4,125.15	7,169.60	84
*9,772.00	43,135.00	31,444.31	6,007.57	5,683.12	87
*6,470.00	33,996.00	32,008.82	1,036.60	950.58	97
*11,416.00	66,158.00	54,026.78	3,318.57	8,812.65	87
*11,092.00	71,635.00	58,821.34	8,531.02	4,282.64	94
*9,166.00	126,051.28	118,092.00	7,955.93	3.35	99
*2,327.00	18,291.00	16,069.30	2,219.48	2.22	99
*10,047.00	55,744.20	50,120.15	5,610.69	13.36	99
*1,200.00	4,160.00	1,216.39	1,696.72	1,246.89	70
.....	450.00	61.02	279.50	109.48	76

EXHIBIT "B"—Schedule II—Summary of Appropriations

Symbol	NAME OF ACCOUNT	1959-60 Original Appropriation	1959-60 Supplemental and Prior Years' Appropriations	Appropriated Revenue
12-D-60	State Board of Examiners of Ophthalmic Dis- pensers and Ophthalmic Technicians	\$9,717.00	\$.....	\$1,458.45
13-D-60	Board of Beauty Culture Control	102,266.00
	Total Division of Professional Boards	\$595,024.00	\$.....	\$94,689.93
	TOTAL DEPARTMENT OF LAW AND PUBLIC SAFETY	\$19,109,252.00	\$613,799.31 S 25,500.00	\$1,562,005.46
	DEPARTMENT OF THE TREASURY:			
E-10	Administrative Division	\$203,173.00	\$80,000.00	\$4,645.00
E-20	Division of Budget and Accounting	958,664.00	8,935.69
1-E-20	75% of Federal Receipts of Leased Land Acquired for Flood Control	1,269.26
3-E-20	Premiums and Accrued Interest on Highway Improvement and Emergency Housing Bonds...	356,140.54
5-E-20	Premiums and Accrued Interest on Institution Construction Bonds	7,567.71
11-E-20	Premium and Accrued Interest on Highway Improvement Series G Bonds	6,018.21
12-E-20	State Employees Payroll Deductions Adj. Fd.	5,831.53	384.05
13-E-20	State Employees Federal Income Tax Levy Fund	17,994.09
E-30	Division of Purchase and Property	1,773,425.00	108,010.48	1,623.15
1-E-30	State Purchase Fund	23,573.64	2,812,235.21
2-E-30	Bureau of Construction	269,747.00	41.75	145,103.04
3-E-30	Agricultural Commodity Distribution	78,090.00	285.00
4-E-30	Cafeteria at State House	89,938.00	38,517.46	4,528.03
5-E-30	Cafeteria—State Highway Dept. at Fernwood...	51,317.00	15,497.97
6-E-30	Federal Excise Tax on Personal Communications	418.86	2,347.37
E-40	Division of Taxation	4,479,963.00	25,000.00
			S 47,564.96	
E-40-811	Railroad Taxes—Local Share	14,906,947.77
E-40-908	Motor Fuels Tax Overpayments
1-E-40	Outdoor Advertising Tax	18,000.00
2-E-40	Financial Business Tax	17,111.93	700,583.66
3-E-40	Contributions to N. J. Firemen's Home and N. J. State Firemen's Association	378,203.82
E-41	County Boards of Taxation	303,500.00
E-50	Division of Local Government	287,276.00
E-60	Division of Tax Appeals	171,369.00
E-70	Division of the New Jersey Racing Commission...	226,583.00
E-90	Division of Investments	126,851.00
E-95	Division of Pensions	1,144,214.00
	TOTAL DEPARTMENT OF THE TREASURY	\$10,182,110.00	\$683,730.08 S 47,564.96	\$18,985,085.14
	DEPARTMENT OF STATE:			
F-10	Office of Secretary	\$189,626.00	\$.....	\$.....
F-20	Office of the Athletic Commissioner	36,517.00
F-30	Legalized Games of Chance Control Commission..	147,883.00
F-40	Division of Aging	48,003.45
1-F-40	White House Conference on Aging	15,000.00
	TOTAL DEPARTMENT OF STATE	\$374,026.00	\$48,003.45	\$15,000.00
G-10	DEPARTMENT OF CIVIL SERVICE	\$1,186,385.00	\$52.02
	DEPARTMENT OF BANKING AND INSUR- ANCE:			
H-10	General	\$1,671,644.00	S \$35,000.00	\$.....
1-H-10	National Association of Insurance Commissioners Trust Fund	18,361.98
H-20	Division of New Jersey Real Estate Commission..	167,646.00
	TOTAL DEPARTMENT OF BANKING AND INSURANCE	\$1,839,290.00	\$..... S 35,000.00	\$18,361.98

* Denotes red figure.
S Denotes Supplemental.

New Jersey
and Expenditures—1959-60—As at June 30, 1960—Continued

Transfers To and From* Appropriations	Total Available	Net Disbursements	Obligations	Continuing Appropriation	Lapsed	Per Cent Expended and Obligated
*\$2,004.00	\$9,171.45	\$8,649.49	\$429.81	\$.....	\$92.15	99
*30,462.00	71,804.00	65,017.96	4,052.42	2,733.62	96
\$.....	\$689,713.93	\$592,238.49	\$59,265.03	\$.....	\$38,210.41	94
\$.....	\$21,310,556.77	\$18,544,398.87	\$1,922,476.39	\$346,200.08	\$497,481.43	96
*\$7,913.00	\$279,905.00	\$222,838.01	\$20,805.65	\$31,358.63	\$4,902.71	87
69,051.50	1,036,651.19	965,521.41	54,620.63	16,509.15	98
.....	1,269.26	1,269.26
.....	356,140.54	356,140.54
.....	7,567.71	814.00	6,753.71	11
.....	6,018.21	500.00	5,518.21	8
.....	6,215.58	1,414.98	4,800.60	23
.....	17,994.09	17,994.09	100
112,887.74	1,995,946.37	1,658,135.10	165,263.38	94,615.31	77,932.58	91
*9,500.00	2,826,308.85	2,713,697.88	112,610.23	.74	100
*25,800.89	389,090.90	347,786.59	23,005.04	9,255.53	9,043.74	95
13,235.00	91,610.00	75,432.84	13,395.90	2,781.26	97
.....	132,983.49	84,731.58	7,348.02	40,903.89	69
.....	66,814.97	46,467.44	2,973.27	17,374.26	74
.....	2,766.23	1,942.96	691.64	131.63	95
*121,179.79	4,431,348.17	3,139,457.36	1,143,305.61	148,585.20	97
.....	14,906,947.77	14,906,947.77	100
.....	*282,266.35	282,266.35
*5,508.75	12,491.25	12,491.25	...
.....	717,695.59	*325.52	692,422.37	25,598.74	96
.....	378,203.82	378,203.82	100
.....	303,500.00	299,173.77	158.33	4,167.90	99
*12,941.00	274,335.00	247,320.29	17,979.66	9,035.05	97
*18,382.00	152,987.00	136,933.29	11,057.60	4,996.11	97
*1,819.04	224,763.96	203,772.38	18,424.47	2,567.11	99
*3,277.00	123,574.00	113,286.07	6,413.70	3,874.23	97
*43,705.66	1,100,508.34	980,739.63	67,941.28	51,827.43	95
*\$54,852.89	\$29,843,637.29	\$25,882,315.57	\$3,018,886.95	\$593,721.05	\$348,713.72	97
\$14,700.00	\$204,326.00	\$192,147.54	\$12,023.53	\$.....	\$154.93	99
721.88	37,238.88	35,461.63	1,652.77	124.48	99
.....	147,883.00	135,265.09	9,918.15	2,699.76	98
98,500.00	146,503.45	92,951.59	53,119.97	431.89	99
.....	15,000.00	7,567.30	902.27	6,530.43	56
\$113,921.88	\$550,951.33	\$463,393.15	\$77,616.69	\$6,530.43	\$3,411.06	98
\$.....	\$1,186,437.02	\$1,066,595.72	\$86,521.42	\$.....	\$33,319.88	97
\$22,872.00	\$1,729,516.00	\$1,583,036.86	\$106,739.30	\$.....	\$39,739.84	98
.....	18,361.98	18,361.98	100
*4,000.00	163,646.00	138,235.34	12,071.50	13,339.16	92
\$18,872.00	\$1,911,523.98	\$1,739,634.18	\$118,810.80	\$.....	\$53,079.00	97

EXHIBIT "B"—Schedule II—Summary of Appropriations

Symbol	NAME OF ACCOUNT	1959-60 Original Appropriation	1959-60 Supplemental and Prior Years' Appropriations	Appropriated Revenue
DEPARTMENT OF AGRICULTURE:				
I-10	General	\$1,212,906.00	\$38,899.37	\$.....
2-I-10	Federal Agricultural Loan Fund	7,547.01	79,921.83
3-I-10	Federal Grants for Statistical Services	5,618.33	6,259.38
4-I-10	Poultry Products Promotion Tax Account	19,286.40	161,597.47
5-I-10	Federal Grants for Marketing Expansion	2,539.22	31,740.62
6-I-10	Seed Potato Tax Account	2,700.65	15,080.12
7-I-10	Asparagus Tax Account	20,478.53	89,295.70
8-I-10	Apple Tax Account	S 60,000.00	49,389.38
I-20	Office of Milk Industry	210,414.00
TOTAL DEPARTMENT OF AGRICULTURE		\$1,423,320.00	\$97,069.51 S 60,000.00	\$433,284.50
DEPARTMENT OF DEFENSE:				
J-10	Administration Division	\$371,441.00	\$.....	\$.....
J-11	National Guard and/or State Guard	1,762,046.00	165,091.90	332,357.36
			S 2,500.00	
J-12	Naval Militia Reserve	16,353.00
J-13	Division of Civil Defense	102,064.00	132,775.62
			S 50,000.00	
1-J-13	Federal Aid—Civil Defense	16,993.91	9,705.45
3-J-13	Special Fund for Civil Defense Volunteers	185,791.65
4-J-13	Survival Plan Project—Federal Aid	3,021.54
5-J-13	Federal Surplus Property Program	26,090.62	41,981.11
TOTAL DEPARTMENT OF DEFENSE..		\$2,251,904.00	\$529,765.24 S 52,500.00	\$384,043.92
DEPARTMENT OF PUBLIC UTILITIES:				
K-10	Department of Public Utilities	\$660,474.00	S \$40,000.00	\$.....
1-K-11-09	Payroll Clearing Account
TOTAL DEPARTMENT OF PUBLIC UTILITIES		\$660,474.00	S \$40,000.00	\$.....
DEPARTMENT OF HEALTH:				
L-10	General	\$2,776,092.00	\$.....	\$.....
1-L-10	Rabies Control Program	85,583.00	198,353.73
2-L-10	Public Health—Federal Funds	16,646.29	599,497.00
3-L-10	Maternal and Child Health—Federal Fund	6,690.46	253,181.00
5-L-10	V. D. Case-Finding Project—Federal Fund	1,975.69	45,932.00
8-L-10	Water Pollution Program—Federal Fund	65.03	80,247.00
12-L-10	Polio Diagnostic Service—Federal Fund	2,145.64
14-L-10	Water Pollution—Federal Earned Credit Fund..	18,640.70
17-L-10	Radiation Research Project II—Federal Fund	15,546.84	70,000.00
18-L-10	Lymphoma Investigation Grant—Federal Fund..	7,425.37
19-L-10	Alcoholism Project—Federal Fund	1,204.50
20-L-10	Virus Research Project—Federal Fund	15,171.00
21-L-10	Leukemia Study Program	4,600.00
22-L-10	Alcohol Education Grant—Federal Fund	3,000.00
23-L-10	Milbank Research Grant	13,725.00
24-L-10	Radiation Research Project—Federal Fund	18,703.00
L-21	Board of Barber Examiners	68,729.00
L-30	Crippled Children's Commission	194,604.00
1-L-30	Crippled Children's Federal Fund	19,851.28	247,878.42
2-L-30	Crippled Children's Miscellaneous Donations Fund	463.12	316.88
TOTAL DEPARTMENT OF HEALTH...		\$3,125,008.00	\$289,008.65	\$1,352,251.30

* Denotes red figure.
S Denotes Supplemental.

New Jersey
and Expenditures—1959-60—As at June 30, 1960—Continued

Transfers To and From* Appropriations	Total Available	Net Disbursements	Obligations	Continuing Appropriation	Lapsed	Per Cent Expended and Obligated
\$10,310.00	\$1,262,115.37	\$1,058,859.81	\$116,132.08	\$52,315.86	\$34,807.62	93
.....	87,468.84	82,858.83	189.68	4,420.33	95
.....	11,877.71	8,534.04	858.76	2,484.91	79
.....	180,883.87	152,310.97	9,031.23	19,541.67	89
.....	34,279.84	29,260.39	3,398.82	1,620.63	95
.....	17,780.77	6,734.37	2,918.19	8,128.21	54
.....	109,774.23	69,927.57	17,423.33	22,423.33	80
.....	109,389.38	42,702.73	36,568.63	30,118.02	72
5.00	210,419.00	187,614.31	14,576.58	8,228.11	96
<hr/>	<hr/>	<hr/>	<hr/>	<hr/>	<hr/>	
\$10,315.00	\$2,023,989.01	\$1,638,803.02	\$201,097.30	\$141,052.96	\$43,035.73	91
<hr/>	<hr/>	<hr/>	<hr/>	<hr/>	<hr/>	
\$4,950.00	\$376,391.00	\$341,146.33	\$20,972.76	\$.....	\$14,271.91	96
5,550.00	2,267,545.26	1,552,124.05	254,525.01	415,754.14	45,142.06	80
*10,500.00	5,853.00	4,404.48	251.76	1,196.76	80
151,851.20	436,690.82	206,935.38	17,217.94	162,537.50	50,000.00	51
*22,470.93	4,228.43	4,228.43
*135,791.65	50,000.00	76.45	49,923.55	2
.....	3,021.54	3,021.54	100
6,411.38	74,483.11	36,121.83	1,224.80	37,136.48	50
<hr/>	<hr/>	<hr/>	<hr/>	<hr/>	<hr/>	
\$.....	\$3,218,213.16	\$2,143,830.06	\$294,192.27	\$669,580.10	\$110,610.73	76
<hr/>	<hr/>	<hr/>	<hr/>	<hr/>	<hr/>	
\$.....	\$700,474.00	\$643,209.83	\$41,798.70	\$.....	\$15,465.47	98
.....	*3,033.91	3,033.91
<hr/>	<hr/>	<hr/>	<hr/>	<hr/>	<hr/>	
\$.....	\$700,474.00	\$640,175.92	\$44,832.61	\$.....	\$15,465.47	98
<hr/>	<hr/>	<hr/>	<hr/>	<hr/>	<hr/>	
*\$101,000.00	\$2,675,092.00	\$2,377,357.72	\$279,033.61	\$.....	\$18,700.67	99
.....	283,936.73	82,166.40	11,061.33	190,709.00	33
.....	616,143.29	459,361.40	143,995.97	12,785.92	98
.....	259,871.46	206,405.21	44,598.90	8,867.35	97
.....	47,907.69	29,499.01	3,949.26	14,459.42	70
.....	80,312.03	61,369.79	8,762.78	10,179.46	87
.....	2,145.64	187.74	1,957.90	9
.....	18,640.70	5,000.00	13,640.70	27
.....	85,546.84	84,063.29	879.05	604.50	99
.....	7,425.37	5,673.35	1,752.02	76
.....	1,204.50	625.88	26.73	551.89	54
.....	15,171.00	5,793.04	2,788.43	6,589.53	57
.....	4,600.00	1,820.53	593.28	2,186.19	52
.....	3,000.00	2,200.00	798.70	1.30	99
.....	13,725.00	13,725.00
.....	18,703.00	13,702.69	3,659.85	1,340.46	93
1,000.00	69,729.00	61,965.72	4,652.97	3,110.31	96
.....	194,604.00	151,473.24	40,564.36	2,566.40	99
.....	267,729.70	161,271.81	97,865.81	8,592.08	97
.....	780.00	780.00	100
<hr/>	<hr/>	<hr/>	<hr/>	<hr/>	<hr/>	
*\$100,000.00	\$4,666,267.95	\$3,710,529.08	\$643,418.77	\$287,942.72	\$24,377.38	93

EXHIBIT "B"—Schedule II—Summary of Appropriations

Symbol	NAME OF ACCOUNT	1959-60 Original Appropriation	1959-60 Supplemental and Prior Years' Appropriations	Appropriated Revenue
DEPARTMENT OF LABOR AND INDUSTRY:				
M-10	Division of Labor	\$1,283,976.00	\$.....	\$19,743.57
1-M-10	Wage and Hour Trust Fund		17,948.03	4,303.40
2-M-10	Federal Grants for Statistical Purposes		932.98	17,675.00
M-20	Division of Workmen's Compensation	799,851.00
1-M-20	Division of Workmen's Compensation (1% Compensation Tax Fund)	336,177.00	1,752,579.25	107,924.87
2-M-20	Workmen's Compensation Rehabilitation Pilot Project Fund	26,970.00
1-M-30	Division of Employment Security	253,699.71	12,090,071.44
1-M-31	Disability Insurance Service	1,340,948.00	25,800.15
1-M-32	Office Building Reed Act Funds	1,140,000.00
1-M-33	Office Building Unemployment Compensation Auxiliary Fund	360,000.00
M-40	State Board of Mediation	95,535.00
M-50	Rehabilitation Commission	1,739,779.00	10,007.67
1-M-50	Rehabilitation Commission—Federal Funds	20,816.81	169,571.38
2-M-50	O. A. S. I. Disability Determination Program Administration Expense	44,840.80	347,827.89
TOTAL DEPARTMENT OF LABOR AND INDUSTRY		\$5,596,266.00	\$3,616,617.73	\$12,794,095.22
DEPARTMENT OF CONSERVATION AND ECONOMIC DEVELOPMENT:				
N-10	Office of the Commissioner	\$247,601.00	\$.....	\$.....
N-12	Round Valley Water Supply System	46,140.90
N-14-750	Expenses—Acquisition of Spruce Run	416,760.85
N-20	Division of Planning and Development	4,830,556.00	2,187,953.61	759,953.18
			S 3,000.00	
1-N-20	Federal Aid—Inland Waterways	895.56
2-N-20	Morris Canal and Banking Company	46,909.00	41,070.85	606.59
5-N-20	Federal Forest Fires Fund	6,294.26	102,594.45
6-N-20	Federal Forest Nursery Fund	132.91	5,172.24
7-N-20	Federal Forestry Farm Fund	14,590.09	25,654.44
8-N-20	Federal Soils Bank Act Fund	1,494.80	3,108.60
9-N-20	New Jersey Pilot Commissioners	16,080.00	3,962.87
10-N-20	State Housing Bond Fund	4,577.96
11-N-20	Federal Airport Grant Fund	1,085,294.50
13-N-20	State Share Beach Protection	178,184.02	16,087.53
15-N-20	Stony Brook Watershed—Forest Management Program—Federal Funds	149.19	650.20
16-N-20	Paulinskill Watershed Program	295.89	700.53
17-N-20	Planning of Small Watersheds—Federal Funds	44.49
18-N-20	Study of Small Business Projects—Federal Funds	30,000.00
N-22	Veterans Emergency Housing Fund	740.00
N-30	Division of Water Policy and Supply	385,312.00	112,644.55	5,322.89
N-30-09	Water Development Fund—Payroll Clearing Account
1-N-30	Division of Water Policy—Flood Damage—Delaware and Raritan Canal	12,123.65
2-N-30	Stony Brook Watersheds	3,300.00
N-40	Division of Shell Fisheries	240,662.00
1-N-50	Division of Fish and Game	1,294,225.00	245,423.99
1-N-51	Public Shooting and Fishing	258,591.00	*30,593.60	167,776.49
N-60	Division of Veterans' Services	383,197.00
N-72	State Mosquito Control Commission	135,000.00
			S 20,000.00	
N-110	Debt Service	2,071,265.00	822,500.00
TOTAL DEPARTMENT OF CONSERVA- TION AND ECONOMIC DEVELOP- MENT		\$9,909,398.00	\$4,060,639.48 S 23,000.00	\$2,210,969.00

* Denotes red figure.

S Denotes Supplemental.

New Jersey
and Expenditures—1959-60—As at June 30, 1960—Continued

Transfers To and From* Appropriations	Total Available	Net Disbursements	Obligations	Continuing Appropriation	Lapsed	Per Cent Expended and Obligated
\$4,046.96	\$1,307,766.53	\$1,184,011.61	\$96,562.56	\$.....	\$27,192.36	98
.....	22,251.43	22,251.43
.....	18,607.98	13,421.66	1,730.93	3,455.39	81
4,811.91	804,662.91	702,946.18	73,044.42	28,672.31	96
.....	2,196,681.12	487,926.82	1,015.79	1,707,738.51	22
.....	26,970.00	13,013.17	1,090.12	12,866.71	52
.....	12,343,771.15	11,421,991.70	860,643.61	61,135.84	99
.....	1,366,748.15	1,306,091.73	60,656.42	100
.....	1,140,000.00	51,613.50	8,079.48	1,080,307.02	5
.....	360,000.00	28,837.24	52,399.25	278,763.51	23
*3,613.39	91,921.61	81,684.37	5,581.13	4,656.11	95
.....	1,749,786.67	1,347,682.19	123,139.96	278,964.52	84
.....	190,388.19	50,860.02	139,528.17	27
.....	392,668.69	374,479.46	17,908.98	280.25	99
<u>\$5,245.48</u>	<u>\$22,012,224.43</u>	<u>\$17,064,559.65</u>	<u>\$1,301,852.65</u>	<u>\$3,306,326.83</u>	<u>\$339,485.30</u>	<u>83</u>
*\$3,833.00	\$243,768.00	\$220,697.70	\$21,859.10	\$.....	\$1,211.20	99
.....	46,140.90	46,140.90	100
.....	416,760.85	416,760.85	100
14,042.69	7,795,505.48	3,980,137.08	1,640,791.50	2,169,519.04	5,057.86	72
.....	895.56	895.56	100
.....	88,586.44	42,090.12	13,673.05	32,823.27	63
.....	108,888.71	81,603.62	13,872.04	13,413.05	88
.....	5,305.15	2,935.13	382.80	1,987.22	63
.....	40,244.53	22,217.98	1,758.41	16,268.14	60
.....	4,603.40	2,195.67	44.80	2,362.93	49
.....	20,042.87	16,736.21	3,306.66	100
.....	4,577.96	4,577.96
.....	1,085,294.50	1,085,294.50	100
.....	194,271.55	96,142.55	31,818.38	66,310.62	66
.....	799.39	799.39	100
.....	996.42	996.42	100
.....	44.49	44.49	100
.....	30,000.00	28,498.05	295.15	1,206.80	96
.....	740.00	740.00	...
*34,966.00	468,313.44	385,667.69	78,174.28	4,471.47	99
.....	*17,370.17	17,370.17
.....	12,123.65	2,453.74	9,669.91	100
.....	3,300.00	2,641.98	658.02	100
8,650.00	249,312.00	219,829.64	22,781.95	6,700.41	97
.....	1,539,648.99	1,225,080.63	152,647.60	161,920.76	89
.....	395,773.89	306,515.47	40,095.42	49,163.00	88
6,106.31	389,303.31	355,597.47	22,601.15	11,104.69	97
.....	155,000.00	148,627.44	6,367.02	5.54	99
.....	2,893,765.00	2,893,765.00	100
<u>*\$10,000.00</u>	<u>\$16,194,006.48</u>	<u>\$11,566,995.11</u>	<u>\$2,078,167.41</u>	<u>\$2,519,558.33</u>	<u>\$29,285.63</u>	<u>84</u>

State of

EXHIBIT "B"—Schedule II—Summary of Appropriations

Symbol	NAME OF ACCOUNT	1959-60 Original Appropriation	1959-60 Supplemental and Prior Years' Appropriations	Appropriated Revenue
DEPARTMENT OF EDUCATION:				
P-10	Commissioner's Office	\$861,745.00	\$.....	\$18,230.00
1-P-10-802	Federal Food Lunch Program	1,589,534.00
1-P-10-802-01	Federal—Special School Milk Program	2,173,772.24
1-P-10-802-02	Vocational Education—George-Barden Fund Practical Nurse Training	17,515.02	50,891.04
1-P-10-802-03	W. T. Grant Foundation Child and Youth Study Program	8,355.00	13,500.00
4-P-10	Camille and Henry Dreyfus Foundation Fund	71,687.76	110,000.00
5-P-10	Graduate Fellowships for Mentally Retarded Children	5,500.00
1-P-12	Veterans' Education Fund	24.40	3,467.35
P-15	Administration of Industrial Education, Manual Training and Vocational Schools—Smith-Hughes Program	71,415.00
1-P-15	Vocational Education—Smith-Hughes Foundation Federal Fund	160,493.49
P-16	Administration of Industrial Education, Manual Training and Vocational Schools—George-Barden Program	155,441.00
1-P-16	Vocational Education—George-Barden Foundation—Federal Funds	456,090.38
P-18	National Defense Education Act—1958—State
1-P-18	National Defense Education Act—1958—Federal	344,222.78	1,750,857.25
P-20	Division of the State Library, Archives and History—General	350,293.00	8,427.70
1-P-20	Extension of Public Library Services to Rural Areas—Federal Funds	16,193.01	97,403.00
P-30	Division of State Museum	112,926.00	219.34	3,201.38
1-P-30	Archeological Research Project—Federal Fund	1,500.00
P-40	Division Against Discrimination	130,142.00
State Colleges				
P-50	Glassboro State College	1,220,518.00	51,464.51	180,543.30
2-P-50	National Defense Educational Act—Student Loan Fund	17,573.00	9,530.00
5-P-50	Student Activities Fund—Glassboro
P-51	Jersey City State College	888,526.00	15,563.59	155,584.27
2-P-51	National Defense Educational Act—Student Loan Fund	3,622.22	28,060.00
5-P-51	Student Activities Fund—Jersey City
P-52	Newark State College	1,096,317.00	68,974.91	276,372.41
1-P-52	Research Project Mentally Retarded—Federal Funds	8,761.04
2-P-52	National Defense Educational Act—Student Loan Fund	1,881.66	23,921.00
3-P-52	Research Project—Carbon Dioxide Fixation in Invertebrates—Federal Fund	7,600.00
4-P-52	Graduate Program—Mentally Retarded—Federal Fund	9,800.00
P-53	Paterson State College	1,128,843.00	56,649.80	192,864.99
2-P-53	National Defense Educational Act—Student Loan Fund	26,081.11	1,800.00
P-54	Montclair State College	1,877,681.00	48,975.96	271,775.10
1-P-54	National Science Foundation Grant—Federal	20,267.31	78,170.00
2-P-54	National Defense Educational Act—Student Loan Fund	21,002.45	39,397.44
5-P-54	Student Activities Fund—Montclair	18.00	11.15
P-55	Trenton State College	1,880,411.00	60,731.07	320,191.52
2-P-55	National Defense Educational Act—Student Loan Fund	497.00	43,525.75
5-P-55	Student Activities Fund—Trenton	26.40	302.25
P-94	State College Capital Construction Account	150,000.00	5,812,795.00
			S 100,000.00	
	Total State Colleges	\$8,242,296.00	\$6,214,885.03 S 100,000.00	\$1,639,449.18

* Denotes red figure.
S Denotes Supplemental.

New Jersey
and Expenditures—1959-60—As at June 30, 1960—Continued

Transfers To and From* Appropriations	Total Available	Net Disbursements	Obligations	Continuing Appropriation	Lapsed	Per Cent Expended and Obligated
\$44,986.00	\$924,961.00	\$819,035.82	\$93,312.86	\$.....	\$12,612.32	99
.....	1,589,534.00	1,405,404.48	184,129.52	100
.....	2,173,772.24	1,788,523.73	385,248.51	100
.....	68,406.06	2,000.00	66,406.06	100
.....	21,855.00	12,036.89	548.80	9,269.31	58
.....	181,687.76	96,674.07	5,227.43	79,786.26	56
.....	5,500.00	5,500.00	100
.....	3,491.75	3,491.75	100
2,249.00	73,664.00	69,539.74	4,124.26	100
.....	160,493.49	577.61	159,915.88	100
*2,249.00	153,192.00	128,220.89	21,262.75	3,708.36	98
.....	456,090.38	19,045.21	437,045.17	100
76,041.00	76,041.00	42,531.41	17,128.35	6,526.00	9,855.24	78
.....	2,095,080.03	1,752,318.99	48,716.03	294,045.01	86
*5,000.00	353,720.70	315,582.17	17,993.21	8,138.97	12,006.35	94
.....	113,596.01	88,537.01	6,998.56	18,060.44	84
900.00	117,246.72	106,138.46	9,864.25	57.51	1,186.50	99
.....	1,500.00	895.77	56.26	547.97	63
.....	130,142.00	120,623.40	7,529.26	1,989.34	98
*535.73	1,451,990.08	1,252,965.59	112,117.93	74,318.61	12,587.95	94
2,956.33	30,059.33	20,758.10	9,301.23	69
.....	*60.00	60.00
17,407.00	1,077,080.86	961,350.04	78,157.69	27,538.24	10,034.89	97
3,118.00	34,800.22	34,300.22	500.00	100
.....	*90.50	90.50
15,637.71	1,457,302.03	1,218,106.83	85,266.00	112,726.67	41,202.53	89
.....	8,761.04	8,761.04	100
2,657.89	28,460.55	26,095.00	2,365.55	92
.....	7,600.00	5,042.77	144.12	2,413.11	68
.....	9,800.00	3,276.20	2,737.50	3,786.30	61
14,349.60	1,392,707.39	1,100,618.36	107,129.74	134,547.87	50,411.42	87
.....	27,881.11	23,439.00	4,442.11	84
15,857.60	2,214,289.66	1,875,295.77	206,915.28	69,737.11	62,341.50	94
.....	98,437.31	55,648.43	34,994.71	7,794.17	92
.....	60,399.89	58,510.00	1,889.89	97
.....	29.15	29.15
7,710.29	2,269,043.88	1,911,000.32	222,154.21	78,267.73	57,621.62	94
4,935.31	48,958.06	36,409.75	7,660.00	4,888.31	90
.....	328.65	328.65
*16,500.00	6,046,295.00	2,558,619.69	2,719,737.44	767,937.87	87
<u>\$67,594.00</u>	<u>\$16,264,224.21</u>	<u>\$11,150,046.61</u>	<u>\$3,577,665.12</u>	<u>\$1,302,312.57</u>	<u>\$234,199.91</u>	<u>91</u>

EXHIBIT "B"—Schedule II—Summary of Appropriations

Symbol	NAME OF ACCOUNT	1959-60 Original Appropriation	1959-60 Supplemental and Prior Years' Appropriations	Appropriated Revenue
P-60	New Jersey School for the Deaf	\$1,076,953.00	\$24,737.09	\$11,567.00
P-62	New Jersey School of Conservation—Lake Wapalanne	65,395.00	8,286.54	14,400.27
State University				
P-70	Rutgers University, The State University of New Jersey—General University	9,121,070.00	2,878,373.86
P-71	Douglass College	1,483,654.00	950,139.78
P-72	Agricultural Experiment Station	2,626,162.00	19,058.47
			S 90,000.00
1-P-72	Federal Appropriation for Agricultural College	118,233.27
P-73	Scholarships	400,000.00
	Total State University	\$13,630,886.00	\$3,847,572.11 S 90,000.00	\$118,233.27
P-74	Newark College of Engineering and Newark Technical School	\$1,613,223.00	\$.....	\$.....
P-75	State Competitive Scholarships	500,000.00	100,000.00
P-94-09	Advance for PP-94 Trust Fund Payroll
P-95	Teachers Pension and Annuity Fund—State's Contribution	34,551,736.00
P-97	Advance for PP-97 Trust Fund Payroll
P-110	Debt Service	1,233,563.00	1,157,020.00
	TOTAL DEPARTMENT OF EDUCATION	\$62,596,014.00	\$11,819,145.78 S 190,000.00	\$8,218,089.85
P-80	STATE AID TO SCHOOL DISTRICTS	\$92,063,256.00	\$501,012.49
STATE HIGHWAY DEPARTMENT:				
R-10	State Highway Department—General	\$19,149,492.00	\$1,142,794.73	\$726,316.29
R-11	Institutional Roads and Approaches	386,378.59	603,539.83
R-12	State Highway Department—Construction	42,418,884.00	101,594,225.96	101,965,656.14
R-13	Federal—Secondary and Feeder Roads	4,261,684.19	3,031,625.53
R-14	Division of Planning, Traffic and Economics	142,351.11
R-15	Delaware River Joint Toll Bridge Commission— Flood Damage	267,727.22	29,929.13
R-20	State Aid to Counties and Municipalities	17,067,504.00	4,910,321.88	1,525.00
R-21	State Aid to Counties and Municipalities—Flood Damage	221,030.24
R-22	Construction Costs: Pennsylvania-New Jersey Scudder's Falls Bridge	264,229.06
R-30	Division of Railroad Transportation	200,000.00	34,353.52
R-110	Debt Service	2,871,638.00
	TOTAL STATE HIGHWAY DEPARTMENT	\$81,707,518.00	\$113,225,096.50	\$106,358,591.92
DEPARTMENT OF INSTITUTIONS AND AGENCIES:				
S-10-01	Administration—General	\$749,432.00	\$.....	\$.....
S-10-02	Division of Mental Health	251,452.00	250.00
S-10-03	Bureau of Mental Deficiency	180,283.00
2-S-10	Federal Hospital Survey and Construction Fund	6,302.03
3-S-10	Federal Aid—Mental Hygiene Clinics	116,998.00
4-S-10	Federal Aid for Construction of Governmental and Voluntary Non-Profit Hospitals	1,571,076.43
5-S-10	Federal Aid—Mental Hygiene Clinics—Educa- tional Program	22,030.00
7-S-10	Governor's Study Commission—Organizational Structure Department of Institutions and Agencies	4,838.77
8-S-10	Social Science Research Fund—Russell Sage Foundation	123.49	12,120.00
10-S-10	Turrell Fund—Residential Treatment Center for Delinquent Girls	9,042.00	180,000.00
11-S-10	White House Conference on Children and Youth..	1,014.37
S-11	Division of Correction and Parole	772,374.00

* Denotes red figure.

S Denotes Supplemental.

New Jersey
and Expenditures—1959-60—As at June 30, 1960—Continued

Transfers To and From* Appropriations	Total Available	Net Disbursements	Obligations	Continuing Appropriation	Lapsed	Per Cent Expended and Obligated
\$46,500.00	\$1,159,757.09	\$1,000,916.65	\$144,664.14	\$1,422.14	\$12,754.16	99
.....	88,081.81	59,996.69	14,527.06	13,558.06	85
*8,000.00	11,991,443.86	9,915,680.26	1,033,593.34	1,042,170.26	91
*1,000.00	2,432,793.78	2,032,400.18	311,609.26	88,784.34	96
*1,000.00	2,734,220.47	2,659,220.47	75,000.00	97
.....	118,233.27	118,233.27	100
.....	400,000.00	400,000.00	100
*\$10,000.00	\$17,676,691.38	\$15,125,534.18	\$1,345,202.60	\$1,205,954.60	\$.....	93
*\$2,030.86	\$1,611,192.14	\$1,611,192.14	\$.....	\$.....	\$.....	100
.....	600,000.00	350,065.77	18,165.14	231,769.09	61
.....	*345.42	345.42	100
.....	34,551,736.00	33,248,918.33	1,302,213.67	604.00	99
.....	*1,113.05	1,113.05	100
.....	2,390,583.00	2,390,582.5050	99
\$218,990.14	\$83,042,239.77	\$71,708,980.05	\$7,872,895.11	\$3,171,447.93	\$288,916.68	96
*\$231,021.00	\$92,333,247.49	\$91,711,901.06	\$89,701.53	\$524,755.54	\$6,889.36	99
*\$827,215.23	\$20,191,387.79	\$16,218,725.39	\$3,837,207.94	\$135,454.46	99
.....	989,918.42	133,270.00	782,991.88	73,656.54	93
*930,908.61	245,047,857.49	20,863,266.54	126,422,239.46	97,762,351.49	60
*36,640.05	7,256,669.67	1,383,344.48	2,413,872.64	3,459,452.55	52
1,037,444.00	1,179,795.11	642,555.01	470,856.71	66,383.39	94
.....	297,656.35	11,165.72	111,114.69	175,375.94	41
1,306.89	21,980,657.77	8,190,341.25	13,735,545.16	54,771.36	99
.....	221,030.24	221,030.24	100
.....	264,229.06	264,229.06	100
.....	234,353.52	152,127.91	3,571.95	78,653.66	66
.....	2,871,638.00	2,871,637.5050	99
*\$756,013.00	\$300,535,193.42	\$50,466,433.80	\$148,262,659.73	\$101,806,099.39	\$.....	66
\$8,650.00	\$758,082.00	\$692,557.71	\$41,042.91	\$.....	\$24,481.38	97
61,572.00	313,274.00	275,262.32	37,013.91	997.77	99
*410.00	179,873.00	161,723.59	10,441.62	7,707.79	96
.....	6,302.03	4,772.20	1,371.26	158.57	97
6,920.04	123,918.04	74,264.00	49,654.04	100
.....	1,571,076.43	1,571,076.43	100
*6,920.04	15,109.96	13,216.42	1,893.54	100
.....	4,838.77	4,777.00	61.77	99
.....	12,243.49	8,351.33	68.60	3,823.56	69
.....	189,042.00	147,120.26	39,218.90	2,702.84	99
8,000.00	9,014.37	5,427.10	999.27	2,588.00	71
*1,516.00	770,858.00	708,843.21	44,510.70	17,504.09	98

EXHIBIT "B"—Schedule II—Summary of Appropriations

Symbol	NAME OF ACCOUNT	1959-60 Original Appropriation	1959-60 Supplemental and Prior Years' Appropriations	Appropriated Revenue
S-12	Division of Welfare—Bureau of Assistance	\$471,447.00	\$.....	\$.....
S-12-01	Division of Welfare—Bureau of Assistance Com- mission to Study the Administration of Public Medical Care	22,550.00
S-14	New Jersey State Parole Board	56,815.00
1-S-15	Division of State Use	1,673.81	2,399,692.64
2-S-16	Institution Construction Fund Bond Account	82,725.79
S-20	Residential Group Center—Highfields	46,567.00	1,199.12
S-21	Residential Group Center—Warren	9,394.00	126,923.00
S-22	Residential Group Center—Turrell Fund
S-30	State Colony—New Lisbon	1,640,521.00	85,724.55	6,645.62
S-31	State Colony—Woodbine	1,764,780.00	104,020.44
S-32	N. J. Home for Disabled Soldiers—Menlo Park ...	182,078.00	1,441.28
S-33	New Jersey Home for Disabled Soldiers—Vineland	328,883.00	9,470.45
S-34	North Jersey Training School—Totowa	1,767,464.00	104,801.17	496.00
S-35	New Jersey Reformatory—Annandale	1,149,162.00	109,661.65	70,482.47
S-36	New Jersey Reformatory—Bordentown	1,291,023.00	66,841.79	78,280.29
S-37	New Jersey Reformatory for Women—Clinton ...	890,521.00	40,589.93	1,146.56
S-38	New Jersey Sanatorium for Chest Diseases—Glen Gardner	1,331,332.00	18,043.10	333.12
S-39	State Home for Boys—Jamesburg	1,676,436.00	105,416.97	15,400.00
S-40	State Home for Girls—Trenton	753,235.00	34,680.95
1-S-40	State Home for Girls—Psychiatric Study Fund	33.36
S-41	New Jersey State Hospital—Greystone Park	9,620,802.00	568,370.62	15,512.05
S-42	New Jersey State Hospital—Marlboro	5,566,832.00	76,966.50	15,269.61
S-43	New Jersey State Hospital—Trenton	7,437,262.00	82,331.20	7,568.16
S-44	New Jersey State Prison—Trenton	2,012,565.00	23,859.77	58,756.44
S-45	State Prison Farm—Rahway	1,332,976.00	40,437.49	6,225.55
S-46	State Prison Farm—Leesburg	396,899.00	21,341.67	80,520.03
S-47	N. J. Neuropsychiatric Institute—Skillman	3,526,734.00	84,149.15	68,919.55
S-48	Vineland State School	3,050,822.00	104,837.21	3,840.00
1-S-48	Research Laboratory Construction—Federal Fund.	9,474.00
2-S-48	Federal Aid—National Institute Mental Health Research Project	144.34
S-49	Arthur Brisbane Child Treatment Center	349,453.00	17,192.80
S-50	Diagnostic Center	655,091.00	7,309.34
S-51	New Jersey State Hospital—Ancora	4,644,225.00	27,476.48	140.80
S-52	Edward R. Johnstone Training and Research Center	925,259.00	46,102.44	34.00
1-S-52	Rehabilitation Research Project—Federal Fund	27,365.00
2-S-52	Teaching Machine—Federal Fund	25,000.00
S-61	Commission for the Blind	910,659.00	704.83
1-S-61	Federal Subsidy for the Blind	25,133.64	544,976.72
3-S-61	Federal Subsidy for Rehabilitation of Blind	13,596.79	200,537.99
S-62	State Board of Child Welfare	2,730,715.00	759.29
1-S-62	Revolving Fund	200,270.24	712,878.24
2-S-62	Federal Child Welfare Service Fund	14,686.17	212,002.07
3-S-62	Frances Day Fund—Training Program	3,008.95
S-80	Institutional Control Account
S-110	Debt Service	4,539,125.00
TOTAL DEPARTMENT OF INSTITU- TIONS AND AGENCIES		\$63,035,168.00	\$2,297,602.99	\$6,439,615.29
DEPARTMENT OF INSTITUTIONS AND AGENCIES (STATE AID):				
S-70	County Mental Hospitals	\$4,497,000.00	\$205,820.43	\$.....
S-71	County Tuberculosis Hospitals	375,000.00	S 441,804.00
S-72	State Aid—Old Age Assistance	5,800,000.00	30,000.00
1-S-72	Federal Aid—Old Age Assistance	345,517.20
4-S-72	Recoveries—Old Age Assistance	400,798.85	9,588,593.13
5-S-72	Federal Aid—Old Age Assistance—To Counties for Administration Expenses	300,387.18	941,313.08
S-73	State Aid—Child Care	6,491,224.00
1-S-73	Federal Aid—Maintenance Dependent Children	5,271,852.06
S-74	State Aid—General Assistance	4,750,000.00	35,950.79
S-75	State Aid—Permanently and Totally Disabled	1,670,000.00	S 2,685,000.00
1-S-75	Fed. Aid—Assistance to the Perm. Disabled	151,497.12
			269,671.14	4,018,323.70

* Denotes red figure.
S Denotes Supplemental.

New Jersey
and Expenditures—1959-60—As at June 30, 1960—Continued

Transfers To and From* Appropriations	Total Available	Net Disbursements	Obligations	Continuing Appropriation	Lapsed	Per Cent Expended and Obligated
\$2,675.00	\$474,122.00	\$427,489.64	\$39,431.55	\$	\$7,200.81	98
.....	22,550.00	12,245.30	10,304.70	54
2,090.00	58,905.00	54,938.88	3,044.29	921.83	98
.....	2,401,366.45	1,971,128.30	136,101.14	294,137.01	88
.....	82,725.79	17,886.28	7,088.47	57,751.04	30
3,622.00	51,388.12	41,568.65	6,697.60	461.09	2,660.78	94
119,948.00	256,265.00	202,230.92	39,774.35	13,802.42	457.31	94
20,355.00	20,355.00	4,877.63	2,996.48	10,081.35	2,399.54	39
*36,702.00	1,696,189.17	1,442,537.25	153,989.37	38,541.25	61,121.30	94
501.00	1,869,301.44	1,614,464.61	134,105.22	65,890.73	54,840.88	94
8,240.00	191,759.28	174,774.06	12,331.20	2,707.68	1,946.34	98
7,986.00	346,339.45	305,315.01	26,071.61	13,420.78	1,532.05	96
*27,724.00	1,845,037.17	1,529,811.60	139,530.47	101,382.75	74,312.35	98
108,955.00	1,438,261.12	1,192,412.37	205,221.82	38,692.51	1,934.42	97
50,018.00	1,486,163.08	1,295,852.37	107,767.48	74,658.60	7,884.63	94
26,055.00	958,312.49	816,771.00	66,784.26	43,589.54	31,167.69	92
*12,722.00	1,336,986.22	1,127,533.07	127,452.81	17,118.76	64,881.58	94
23,054.00	1,820,306.97	1,266,083.90	160,192.28	383,192.76	10,838.03	78
54,697.00	842,612.95	713,086.78	80,857.85	42,647.20	6,021.12	94
.....	33.36	33.36
204,947.00	10,409,631.67	8,222,167.65	1,118,314.15	741,381.67	327,768.20	90
138,509.00	5,797,577.11	5,095,694.23	557,765.34	103,801.56	40,315.98	98
*31,281.00	7,495,880.36	6,675,702.27	472,572.94	86,551.66	261,053.49	95
65,410.00	2,160,591.21	1,950,916.41	161,723.86	31,173.52	16,777.42	98
20,927.00	1,400,566.04	1,230,567.06	128,673.21	34,884.51	6,441.26	97
9,521.00	508,281.70	454,715.92	42,606.78	7,783.22	3,175.78	98
*31,296.00	3,648,506.70	3,185,918.92	228,621.24	59,169.45	174,797.09	94
14,452.00	3,173,951.21	2,619,529.35	247,443.21	251,973.00	55,005.65	90
.....	9,474.00	9,474.00	100
.....	144.34	144.34
*8,240.00	358,405.80	324,793.41	27,854.79	3,824.85	1,932.75	98
*3,510.00	658,890.34	597,798.68	39,956.68	6,035.34	15,099.64	97
58,608.00	4,730,450.28	4,319,884.87	247,388.98	13,887.59	149,288.84	97
*22,244.00	949,151.44	851,581.41	75,650.88	18,236.09	3,683.06	98
.....	27,365.00	23,047.03	1,965.41	2,352.56	91
.....	25,000.00	1,867.56	23,132.44	7
34,300.00	945,663.83	819,094.26	110,722.64	10,483.36	5,363.57	98
.....	570,110.36	523,522.81	29,627.82	16,959.73	97
.....	214,134.78	132,673.44	56,421.57	25,039.77	88
*805,096.00	1,926,378.29	1,519,810.40	77,855.64	18,015.50	310,696.75	83
*722.00	912,426.48	721,376.77	17,802.43	173,247.28	81
.....	226,688.24	176,166.55	10,927.17	39,594.52	83
.....	3,008.95	3,008.95	100
722.00	722.00	722.00	...
.....	4,539,125.00	4,539,125.00	100
<u>\$72,351.00</u>	<u>\$71,844,737.28</u>	<u>\$61,874,968.58</u>	<u>\$5,331,415.30</u>	<u>\$2,875,115.53</u>	<u>\$1,763,237.87</u>	<u>94</u>
\$	\$5,144,624.43	\$4,132,395.01	\$672,441.60	\$339,787.82	93
.....	405,000.00	332,059.52	26,254.75	46,685.73	88
9,544,343.31	15,689,860.51	15,683,276.02	6,584.49}	98
*9,636,325.67	353,066.31	48,427.78	4,925.27	299,713.26}	98
*1,015,545.64	226,154.62	226,154.62}
1,867,486.65	1,867,486.65	1,858,736.85	8,749.80	99
*2,000,000.00	4,491,224.00	4,491,224.00	100
.....	5,271,852.06	5,271,852.06	100
.....	7,470,950.79	5,190,498.02	2,280,452.77	100
3,287,628.51	5,109,125.63	5,086,209.75	22,915.88}	96
*4,000,546.64	287,448.20	70,942.85	4,925.27	211,580.08}	96

EXHIBIT "B"—Schedule II—Summary of Appropriations

Symbol	NAME OF ACCOUNT	1959-60 Original Appropriation	1959-60 Supplemental and Prior Years' Appropriations	Appropriated Revenue
S-76	State Aid—Community Mental Health Services...	\$610,000.00	\$78,236.16	\$.....
S-77	State Aid—Assistance for Dependent Children	45,090.07
			\$ 666,382.00	
1-S-77	Federal Aid—Assistance for Dependent Children	5,951,895.01
S-81	Miscellaneous Urgent Capital Items	751,700.00	67,790.00
S-82	Institutional Roads and Approaches	150,000.00	11,210.96
	TOTAL DEPARTMENT OF INSTITU- TIONS AND AGENCIES (STATE AID)	\$24,343,224.00	\$2,544,839.04 S 3,793,186.00	\$25,920,807.84
	INTER AND NON-DEPARTMENTAL ITEMS:			
T-11-302	Telephone and Telegraph	\$.....	\$.....	\$2,128.80
T-11-303-01	Rents	2,167,528.00
T-11-304	Insurance
T-11-321	Postage	37,000.00
T-20	Pensions, Contributions to State Pension Funds and Social Security Taxes	13,136,656.00	19,067.00
T-22	Consolidated Police and Firemen's Pension Fund..	4,387,393.00
T-30	State Emergency Fund	200,000.00
T-40	Salary Adjustments, Increments
	TOTAL INTER AND NON-DEPART- MENTAL ITEMS	\$19,891,577.00	\$.....	\$58,195.80
	INTERSTATE AND TEMPORARY COMMISSIONS:			
U-10	South Jersey Port Commission	\$39,663.00	\$.....	\$.....
U-11	Palisades Interstate Park Commission	497,918.00	4,243.85 S 36,000.00
U-12	Delaware River Joint Toll Bridge Commission...	261,014.00
U-13	New Jersey Tercentenary Commission	25,000.00
U-14	Interstate Sanitation Commission	46,500.00
	TOTAL INTERSTATE AND TEMPORARY COMMISSIONS	\$845,095.00	\$29,243.85 S 36,000.00	\$.....
	TOTAL EXECUTIVE BRANCH	\$400,339,887.00	\$140,383,090.16 S 4,302,750.96	\$184,750,449.24
	JUDICIAL BRANCH:			
V-10	The Judiciary	\$2,186,853.00	\$..... S 138.40	\$.....
V-20	The Judiciary—Payment to Counties for Salaries of Stenographic Reporters and County Judges	896,834.00
	TOTAL JUDICIAL BRANCH	\$3,083,687.00	\$..... S 138.40	\$.....
	RECAPITULATION:			
	TOTAL LEGISLATIVE BRANCH	\$1,717,226.00	\$129,189.20 S 36,800.00	\$.....
	TOTAL EXECUTIVE BRANCH	400,339,887.00	140,383,090.16 S 4,302,750.96	184,750,449.24
	TOTAL JUDICIAL BRANCH	3,083,687.00 S 138.40
	GRAND TOTALS	\$405,140,800.00	\$140,512,279.36 S 4,339,689.36	\$184,750,449.24

* Denotes red figures.
S Denotes Supplemental.

New Jersey
and Expenditures—1959-60—As at June 30, 1960—Continued

Transfers To and From* Appropriations	Total Available	Net Disbursements	Obligations	Continuing Appropriation	Lapsed	Per Cent Expended and Obligated
\$.....	\$688,236.16	\$492,648.53	\$195,587.63	\$.....	\$.....	100
8,556,774.00	9,268,246.07	9,267,579.12	666.95	99
*5,928,814.52	23,080.49	18,155.22	4,925.27	100
*689,844.11	129,645.89	129,645.89
5,000.00	166,210.96	166,209.27	1.69	99
*\$9,844.11	\$56,592,212.77	\$52,110,214.00	\$3,189,512.56	\$1,292,484.52	\$1.69	98
\$37,000.00	\$39,128.80	*\$46,372.68	\$79,796.89	\$.....	\$5,704.59	85
.....	2,167,528.00	2,097,122.79	48,841.74	21,563.47	99
.....	*60,570.84	19,668.00	40,902.84	...
*37,000.00	*14,879.47	1,594.00	13,285.47	...
.....	13,155,723.00	12,554,915.00	230,821.00	369,987.00	97
.....	4,387,393.00	4,387,392.2476	99
*48,258.36	151,741.64	151,741.64	...
777,353.86	777,353.86	777,353.86	...
\$729,095.50	\$20,678,868.30	\$18,917,607.04	\$380,721.63	\$.....	\$1,380,539.63	93
\$.....	\$39,663.00	\$33,511.34	\$2,795.13	\$.....	\$3,356.53	92
.....	538,161.85	468,716.12	60,792.61	8,653.12	98
.....	261,014.00	244,683.28	10,976.77	5,353.95	98
.....	25,000.00	8,854.46	1,834.04	14,311.50	43
.....	46,500.00	46,500.00	100
\$.....	\$910,338.85	\$802,265.20	\$76,398.55	\$14,311.50	\$17,363.60	97
\$4,586.00	\$729,780,763.36	\$432,228,406.72	\$175,003,060.42	\$117,594,081.56	\$4,955,214.66	83
.....	\$2,186,991.40	\$2,036,677.78	\$135,155.08	\$.....	\$15,158.54	99
.....	896,834.00	343,799.96	553,034.04	100
\$.....	\$3,083,825.40	\$2,380,477.74	\$688,189.12	\$.....	\$15,158.54	99
*\$4,586.00	\$1,878,629.20	\$1,372,463.71	\$323,645.87	\$103,333.69	\$79,185.93	90
4,586.00	729,780,763.36	432,228,406.72	175,003,060.42	117,594,081.56	4,955,214.66	83
.....	3,083,825.40	2,380,477.74	688,189.12	15,158.54	99
\$.....	\$734,743,217.96	\$435,981,348.17	\$176,014,895.41	\$177,697,415.25	\$5,049,559.13	83

State of New Jersey
 EXHIBIT "B"—Schedule III
 Analysis of General Treasury Surplus
 For Fiscal Year Ended June 30, 1960

The State had available surplus in the General Treasury on July 1, 1959		\$8,442,094.25
Appropriation balances of prior years were lapsed in the sum of		220,410.95
Repayments on account of loans by the State were made by:		
Morris Canal Account		9,956.83
Apple Tax Account		30,000.00
Asparagus Tax Account		12,500.00
Poultry Products Promotion Tax Account		25,000.00
Anticipated revenues earned were (Schedule I).....		399,528,482.31
OR TOTAL CREDITS OF		\$408,268,444.34
Appropriations for the current fiscal year were	\$405,140,800.00	
Loan to Apple Tax Account	60,000.00	
The accounts for deferred credits and charges were adjusted for	23,136.25	
Supplemental and special appropriations were	4,320,860.67	
OR A TOTAL OF	\$409,544,796.92	
Current year's appropriation balances lapsed were	5,049,559.13	
OR TOTAL CHARGES OF.....		404,495,237.79
Leaving an available surplus at June 30, 1960, of		\$3,773,206.55

State of
EXHIBIT "C"—Comparative
Dedicated, Trust

	Cash	Investments
Old Bond and Interest Trust Fund	\$8,078.88	\$45,000.00
Unemployment Compensation Auxiliary Fund	115,471.30	5,425,000.00
Unemployment Compensation Tax Fund	900,145.98
State Disability Benefits Fund	3,272,373.64	97,663,000.00
School Fund	140,729.52	17,579,700.00
1837 Surplus Revenue Fund	28,464.28	733,000.00
Veterans' Guaranteed Loan Fund	8,339.67	2,806,000.00
Institution Construction Bond Fund	3,428.47	75,000.00
State 1952 Institution Construction Fund	57,930.18	450,000.00
School Building Aid—Capital Reserve Fund	9,946.51	1,505,000.00
State Higher Education Fund	589,382.82	69,045,000.00
State Teachers College Construction Fund	11,028.50	250,000.00
Armory Construction Fund
Grade Crossing Elimination Fund	239,117.49	760,000.00
State Water Development Fund	457,393.07	18,775,000.00
Unclaimed Bank Deposits Escheat Fund	17,091.99	490,000.00
Unclaimed Life Insurance Escheat Fund	6,011.18	15,000.00
Unclaimed Personal Property Trust Fund	1,851,765.77
Motor Vehicle Liability Security Fund	17,508.02	8,238,000.00
Stock Workmen's Compensation Security Fund	23,149.05	3,300,000.00
Mutual Workmen's Compensation Security Fund	11,309.36	1,081,000.00
Motor Vehicle Security Responsibility Fund	817,342.88
Unsatisfied Claim and Judgment Fund	329,417.01	6,185,000.00
Special Railroad Deposits	6,655.95	20,000.00
Old Outstanding Checks Account	94,932.84
State Society of the Battleship New Jersey	2,235.48	9,000.00
Employees' Social Security Deductions Fund	729,381.39
Withholding Tax Fund	614,023.52
Employees' Savings Bond Deductions Fund	78,861.96
Employees' Hospitalization Deductions Fund	69,189.29
Employees' Miscellaneous Deductions Fund	3,250.75
Employees' Pension and Social Security Deductions Fund	39,139.64
Total Dedicated and Trust Funds	\$10,553,096.39	\$234,449,700.00
Consolidated Police and Firemen's Pension Fund	\$1,701,040.62	\$45,669,823.53
Police and Firemen's Retirement Fund	972,946.42	66,290,763.62
Prison Officers' Pension Fund	32,971.20	435,000.00
State Police Retirement Fund	75,298.64	5,045,000.00
Teachers' Pension and Annuity Fund	2,352,636.67	371,638,214.87
Public Employees' Retirement System Fund	5,306,885.74	169,368,399.96
Pension Increase Fund	152,362.08
Social Security Agency Fund	469.44
Social Security Agency Administration Account	4,056.73
Total Pension Funds	\$10,598,667.54	\$658,447,201.98
Grand Total All Funds	\$21,151,763.93	\$892,896,901.98

- (1) Funds in hands of U. S. Treasurer.
- (2) Includes \$2,155,562.20 cost of notes in default.
- (3) For paying future Unemployment Compensation Claims.
- (4) For paying future Temporary Disability Claims.

New Jersey

Balance Sheet—As at June 30, 1960
and Pension Funds

Other Assets	Total Assets	Liabilities	Reserve for Dedicated and Trust Purposes	
			June 30, 1960	June 30, 1959
\$11.16	\$53,090.04	\$33,514.37	\$19,575.67	\$16,196.46
.....	5,540,471.30	5,540,471.30	4,827,813.98
331,939,934.83 (1)	332,840,080.81	332,840,080.81 (3)	339,561,982.38
264,660.95	101,200,034.59	350,617.76	100,849,416.83 (4)	98,221,033.94
801,925.26	18,522,354.78	97,166.41	18,425,188.37	18,609,664.84
25,066.66	786,530.94	21,860.50	764,670.44	764,670.44
2,184,739.25 (2)	4,999,078.92	4,999,078.92	4,969,365.68
45.44	78,473.91	71,372.49	7,101.42	7,689.46
1,237.45	509,167.63	160,297.61	348,870.02	509,232.73
4,214.50	1,519,161.01	1,519,161.01
487,065.96	70,121,448.78	1,549,842.04	68,571,606.74
195.93	261,224.43	39,713.52	221,510.91	226,762.69
.....	10,288.50
960.21	1,000,077.70	112,544.10	887,533.60	1,670,187.73
21,030,931.83	40,263,324.90	817,148.10	39,446,176.80	40,586,533.72
2,486.93	509,578.92	509,578.92	491,417.74
.....	21,011.18	21,011.18	17,763.20
.....	1,851,765.77	1,851,765.77	1,627,968.49
35,730.00	8,291,238.02	20,065.00	8,271,173.02	7,301,547.46
.....	3,323,149.05	3,323,149.05	2,896,480.26
7,549.51	1,099,858.87	1,099,858.87	1,067,767.93
16,657.00	833,999.88	827,927.81	6,072.07
4,433,527.18	10,947,944.19	47,943.76	10,900,000.43	8,618,463.76
5.90	26,661.85	21,970.65	4,691.20	3,681.59
.....	94,932.84	94,932.84
53.67	11,289.15	11,289.15	11,070.70
.....	729,381.39	729,381.39
.....	614,023.52	614,023.52
.....	78,861.96	78,861.96
.....	69,189.29	69,189.29
.....	3,250.75	3,250.75
.....	39,139.64	39,139.64
<u>\$361,236,999.62</u>	<u>\$606,239,796.01</u>	<u>\$7,319,924.52</u>	<u>\$598,919,871.49</u>	<u>\$532,017,583.68</u>
\$.....	\$47,370,864.15	\$.....	\$47,370,864.15	\$42,730,390.84
.....	67,263,710.04	67,263,710.04	55,531,471.97
3,275.44	471,246.64	471,246.64	490,511.37
56,477.34	5,176,775.98	5,176,775.98	4,716,338.25
1,898,118.93	375,888,970.47	375,888,970.47	338,587,873.52
780,788.51	175,456,074.21	175,456,074.21	154,384,190.57
.....	152,362.08	152,362.08
.....	469.44	469.44
.....	4,056.73	4,056.73
<u>\$2,738,660.22</u>	<u>\$671,784,529.74</u>	<u>\$156,888.25</u>	<u>\$671,627,641.49</u>	<u>\$596,440,776.52</u>
<u>\$363,975,659.84</u>	<u>\$1,278,024,325.75</u>	<u>\$7,476,812.77</u>	<u>\$1,270,547,512.98</u>	<u>\$1,128,458,360.20</u>

State of New Jersey
EXHIBIT "D"—Comparative Statement of Bonded Debt
 As at June 30, 1960, and June 30, 1959

	June 30, 1960	June 30, 1959
BONDS AND CERTIFICATES OUTSTANDING:		
Highway Improvement Bonds	\$27,620,000.00	\$29,630,000.00
Institution Construction Bonds—Act of 1930	3,450,000.00	3,830,000.00
Institution Construction Bonds—Act of 1949	10,720,000.00	12,505,000.00
Institution Construction Bonds—Act of 1952	14,290,000.00	16,075,000.00
Emergency Housing Bonds	3,700,000.00	5,690,000.00
Teachers College Construction Bonds	8,600,000.00	9,675,000.00
Higher Education Bonds	66,800,000.00
Water Development Bonds	25,000,000.00	25,000,000.00
Agricultural College Certificates	116,000.00	116,000.00
TOTALS	<u>\$160,296,000.00</u>	<u>\$102,521,000.00</u>

These moneys are to be raised by appropriations through the future annual budgets.

In addition to the above direct obligations the State has guaranteed the principal and interest payments on the bonds issued by the N. J. Highway Authority. The State's liability for this debt service is contingent on the insufficiency of the revenue derived by the Authority to meet this obligation.

\$284,100,000.00

\$285,000,000.00

State of
EXHIBIT

Summary Statement of Cash Receipts and Disbursements—

	Balance July 1, 1959	Receipts Outside Sources
Old Bond and Interest Trust Fund	\$6,600.37	\$71,215.63
Unemployment Compensation Auxiliary Fund	77,604.05	7,416,487.09
Unemployment Compensation Tax Fund	3,899,846.96	111,466,336.81
Temporary Disability Benefits Fund	3,278,631.65	19,967,580.92
School Fund	151,674.64	1,983,945.17
1837 Surplus Revenue Fund	33,936.12	102,029.30
Veterans' Guaranteed Loan Fund	14,135.97	427,788.54
Institution Construction Bond Fund	4,061.95	226,121.01
State 1952 Institution Construction Fund	44,562.56	1,334,311.68
School Building Aid—Capital Reserve Fund	3,268.54	3,490,996.91
State Higher Education Fund	91,968,494.48
State Teachers College Construction Fund	19,638.98	1,005,820.46
Armory Construction Fund	30,933.61
Grade Crossing Elimination Fund	233,608.41	2,607,909.53
State Water Development Fund	523,928.31	15,524,682.49
Unclaimed Bank Deposits Escheat Fund	29,282.63	325,116.12
Unclaimed Life Insurance Escheat Fund	7,763.20	22,189.28
Unclaimed Personal Property Trust Fund	1,627,968.49	359,294.11
Motor Vehicle Liability Security Fund	18,547.46	2,645,266.24
Stock Workmen's Compensation Security Fund	8,480.26	987,982.77
Mutual Workmen's Compensation Security Fund	10,218.42	127,572.35
Motor Vehicle Security Responsibility Fund	659,288.98
Unsatisfied Claim and Judgment Fund	292,770.92	5,229,805.67
Special Railroad Deposits	4,830.24	37,397.74
Old Outstanding Checks Account	95,596.74	17,192.07
State Society of the Battleship New Jersey	2,010.48	225.00
Withholding Tax Fund	1,168,986.60	14,835,094.38
Employees' Social Security Deductions Fund	1,484,205.82
Employees' Savings Bond Deductions Fund	178,779.45	1,492,673.41
Employees' Hospitalization Deductions Fund	61,510.39	1,710,038.82
Employees' Miscellaneous Deductions Fund	7,771.74	93,615.89
Employees' Pension and Social Security Deductions Fund	882,893.32	3,256,385.83
TOTAL DEDICATED AND TRUST FUNDS	\$12,719,842.46	\$290,877,064.50
Pension Funds		
Consolidated Police and Firemen's Pension Fund	\$1,506,022.93	\$30,036,553.72
Police and Firemen's Retirement Fund	482,224.12	18,497,105.45
Prison Officers' Pension Fund	36,826.32	401,050.29
State Police Retirement Fund	253,260.50	1,910,050.25
Teachers' Pension and Annuity Fund	2,905,523.18	119,508,114.99
Public Employees' Retirement System Fund	3,588,643.58	50,529,447.37
Pension Increase Fund	243,514.79	1,533,130.21
Social Security Agency Fund	314.41	31,304,253.82
Social Security Agency Administration Account	335.50	483,873.48
TOTAL PENSION FUNDS	\$9,016,665.33	\$254,203,579.58
TOTAL OF ALL FUNDS	\$21,736,507.79	\$545,080,644.08

(1) Funds transferred back to State by U. S. Treasurer.

(2) Funds deposited with U. S. Treasurer.

New Jersey

"E"

Dedicated and Trust Funds—Fiscal Year Ended June 30, 1960

Transfers From Other Funds	Total	Disbursements Outside Sources	Transfers To Other Funds	Total Disbursements	Balance June 30, 1960
\$	\$77,816.00	\$69,737.12	\$	\$69,737.12	\$8,078.88
.....	7,494,091.14	7,378,619.84	7,378,619.84	115,471.30
(1) 122,950,000.00	238,316,183.77	127,521,037.79	(2) 109,895,000.00	237,416,037.79	900,145.98
15,267,000.00	38,513,212.57	18,779,658.56	16,461,180.37	35,240,838.93	3,272,373.64
38,641.97	2,174,261.78	1,356,867.15	676,665.11	2,033,532.26	140,729.52
2,746.15	138,711.57	80,301.08	29,946.21	110,247.29	28,464.28
12,241.54	454,166.05	401,553.38	44,273.00	445,826.38	8,339.67
.....	230,182.96	212,754.49	14,000.00	226,754.49	3,428.47
.....	1,378,874.24	1,288,963.17	31,980.89	1,320,944.06	57,930.18
506,247.82	4,000,513.27	3,990,566.76	3,990,566.76	9,946.51
.....	91,968,494.49	91,259,111.66	120,000.00	91,379,111.66	589,382.82
14,150.73	1,039,610.17	1,028,581.67	1,028,581.67	11,028.50
.....	30,933.61	27,171.45	3,762.16	30,933.61
.....	2,841,517.94	2,602,400.45	2,602,400.45	239,117.49
232,596.50	16,281,207.30	15,409,353.41	414,460.82	15,823,814.23	457,393.07
.....	354,398.75	184,209.86	153,096.90	337,306.76	17,091.99
.....	29,952.48	15,211.92	8,729.38	23,941.30	6,011.18
.....	1,987,262.60	106,203.64	29,293.19	135,496.83	1,851,765.77
.....	2,663,813.70	2,646,305.68	2,646,305.68	17,508.02
30,000.00	1,026,463.03	973,313.98	30,000.00	1,003,313.98	23,149.05
.....	137,790.77	126,481.41	126,481.41	11,309.36
727,321.48	1,386,610.46	569,267.58	569,267.58	817,342.88
.....	5,522,576.59	5,068,707.28	124,452.30	5,193,159.58	329,417.01
.....	42,227.98	35,572.03	35,572.03	6,655.95
.....	112,788.81	17,855.97	17,855.97	94,932.84
.....	2,235.48	2,235.48
.....	16,004,080.98	15,390,057.46	15,390,057.46	614,023.52
.....	1,484,205.82	754,824.43	754,824.43	729,381.39
.....	1,671,452.86	1,592,590.90	1,592,590.90	78,861.96
.....	1,771,549.21	1,702,359.92	1,702,359.92	69,189.29
.....	101,387.63	98,136.88	98,136.88	3,250.75
.....	4,139,279.15	4,100,139.51	4,100,139.51	39,139.64
<u>\$139,780,946.19</u>	<u>\$443,377,853.15</u>	<u>\$304,787,916.43</u>	<u>\$128,036,840.33</u>	<u>\$432,824,756.76</u>	<u>\$10,553,096.39</u>
\$	\$31,542,576.65	\$29,841,536.03	\$	\$29,841,536.03	\$1,701,040.62
.....	18,979,329.57	18,006,383.15	18,006,383.15	972,946.42
.....	437,876.61	404,905.41	404,905.41	32,971.20
8,432.31	2,171,743.06	2,096,444.42	2,096,444.42	75,298.64
.....	122,413,638.17	120,061,001.50	120,061,001.50	2,352,636.67
.....	54,118,090.95	48,811,205.21	48,811,205.21	5,306,885.74
.....	1,776,645.00	1,624,282.92	1,624,282.92	152,362.08
.....	31,304,568.23	31,304,098.79	31,304,098.79	469.44
.....	484,208.98	480,152.25	480,152.25	4,056.73
<u>\$8,432.31</u>	<u>\$263,228,677.22</u>	<u>\$252,630,009.68</u>	<u>\$</u>	<u>\$252,630,009.68</u>	<u>\$10,598,667.54</u>
<u>\$139,789,378.50</u>	<u>\$706,606,530.37</u>	<u>\$557,417,926.11</u>	<u>\$128,036,840.33</u>	<u>\$685,454,766.44</u>	<u>\$21,151,763.93</u>

State of

EXHIBIT "F"—Summary Statement of Cash Receipts and Accrued

	Cash Receipts	Gross Accrued Revenues	Transfers From Other Funds
General Treasury (Schedule I)	\$753,287,802.92	\$579,359,321.82	\$5,807,458.30
Dedicated and Trust Funds (Schedule III)	684,870,022.58	213,293,758.25	190,511.48
TOTALS	\$1,438,157,825.50	\$792,653,080.07	\$5,997,969.78

State of

EXHIBIT "F"—Summary Statement of Cash Disbursements and Accrued

	Cash Disbursements	Gross Accrued Expenditures	Transfers to Other Funds	Net Accrued Expenditures
General Treasury (Schedule II)	\$743,322,929.63	\$536,322,623.48	\$3,118,382.70	\$533,204,240.78
Dedicated and Trust Funds (Schedule IV)	685,454,766.44	148,263,603.57	2,879,587.08	145,384,016.49
TOTALS	\$1,428,777,696.07	\$684,586,227.05	\$5,997,969.78	\$678,588,257.27

New Jersey

Revenues (Analyzed)—All Funds—Fiscal Year Ended June 30, 1960

Net Accrued Revenues	From Taxes and Licenses	From Federal Aid	From Departmental Sales and Service	From Municipal Subdivisions	From Other Sources
\$573,551,863.52	\$378,850,445.73	\$148,926,372.97	\$30,236,739.30	\$2,277,518.89	\$13,260,786.63
213,103,246.77	127,241,259.56	1,328,207.78	84,533,779.43
<u>\$786,655,110.29</u>	<u>\$506,091,705.29</u>	<u>\$150,254,580.75</u>	<u>\$30,236,739.30</u>	<u>\$2,277,518.89</u>	<u>\$97,794,566.06</u>

New Jersey

Expenditures (Analyzed)—All Funds—Fiscal Year Ended June 30, 1960

Salaries and Wages	Materials and Supplies	Services Other Than Personal	Additions and Improvements	Subventions and Direct State Aid	Extraordinary Expenses
\$116,240,178.28	\$22,318,977.26	\$29,126,462.60	\$112,749,589.00	\$231,304,617.14	\$21,464,416.50
67,266.95	5,110.98	2,120,511.22	2,968,837.00	139,451,214.75	771,075.59
<u>\$116,307,445.23</u>	<u>\$22,324,088.24</u>	<u>\$31,246,973.82</u>	<u>\$115,718,426.00</u>	<u>\$370,755,831.89</u>	<u>\$22,235,492.09</u>

EXHIBIT "F"—Schedule I—Statement of Gross Receipts and Analysis of Accrued

	Cash Receipts	Accrued Revenue	Transfers From Other Funds
MAJOR TAX REVENUE			
Main Stem Railroad Property Tax	\$2,700,488.61	\$2,700,488.61	\$
Franchise Tax on Railroads	320,986.59	320,986.59
Second Class Railroad Property Tax (Local Use)	14,906,947.77	14,906,947.77
Transfer Inheritance Tax	21,559,214.97	20,621,421.82
Miscellaneous Corporation Tax—Domestic and Foreign	59,667,097.07	58,946,365.20
Domestic Life Insurance Corporation Tax	672,464.48	670,987.04
Foreign Insurance Corporation Tax	15,882,267.72	15,423,760.87
Financial Business Tax	704,732.05	700,583.66
Cigarette Tax	41,021,342.20	41,072,676.07
Pari-Mutuel Racing Tax	24,845,135.52	25,068,679.26
Motor Fuels Tax	103,791,444.78	98,488,012.68
Beverage Tax	21,431,053.94	21,430,899.87
Beverage Licenses	905,768.93	890,804.52
Bus Excise Tax	109,662.74	109,282.54
Motor Vehicle Fees, Licenses, etc.	74,401,028.59	70,634,426.05
DEPARTMENTAL REVENUE			
Legislature:			
Senate
General Assembly	285.15
Department of Law and Public Safety:			
Tenement House Supervision	45,482.11	45,080.31
Hotel Fire Safety Inspection Fees	30,058.00	29,958.00
Security Responsibility Bureau	616,205.45	645,938.57
Division of Weights and Measures	41,112.99	40,803.95
Division of Law	65,826.69	12,672.69
Division of Law—Rate Proceedings Revolving Fund	180,778.99	181,815.89
Division of State Police (General)	1,795,983.83	1,045,023.74
Division of Motor Vehicle (General)	45,646.64	10,867.51
Division of Professional Boards	846,325.08	784,692.33
Veterans Guaranteed Loan Fund (Administration Expense) ..	44,273.00	44,273.00	44,273.00
Amusement Games Control Fees	51,710.00	54,020.00
Miscellaneous	300.00
Department of the Treasury:			
Division of Purchase and Property	3,055,824.35	73,751.85
Interest on Deposit	194,666.71	199,831.20
Interest on Railroad Tax	2,747.17	2,747.17
Public Utility Tax (Administration)	36,709.38	36,709.38
Outdoor Advertising Permits and Fees	137,143.46	136,194.76
State Purchase Fund	2,594,979.97	24,755.04
Agricultural Commodities Distribution Fund	15,600.45	285.00
Cafeteria—State House	94,665.41	94,466.03
Cafeteria—Highway	49,177.57	49,104.99
Contributions to N. J. Firemen's Home and Association	378,203.82	378,203.82
Division of Local Government	132,686.95	136,775.66
Current Earnings on Investments in Gen. Invest. Account	1,494,005.29	1,967,049.80
Dividends	18,870.00	18,870.00
Unclaimed Personal Property Escheats	162,958.92	140,608.77	29,293.19
Transfer from Division of Employment Security	73,697.67	71,000.70	71,000.70
General Investment Account	198,568,500.00
Social Security Fund (Administration)	706,389.69	706,379.69	1,823.00
Division of Public Pensions	2,552.84
Supplemental Payrolls Clearing Account	475,532.41
Unclaimed Bank Deposits Escheats	153,096.90	153,096.90	153,096.90
South Amboy Trust Co. Judgment	32,499.99
Bureau of Construction	88,454.88	145,103.04	88,787.60
Trans. from Unclaimed Life Insurance Escheat Fund	8,729.38	8,729.38	8,729.38
Real Estate Escheats	31,026.80	29,927.19
Miscellaneous Revenue	140,441.94	56,087.45	4,645.00
Department of State:			
General Revenue	837,902.41	755,775.90
Commissions	87,210.00	87,210.00
Athletic Commissioner	44,531.11	44,385.99
Miscellaneous	7,760.35	1,123.05
White House Conference on Aging	15,000.00	15,000.00
Department of Banking and Insurance:			
General Revenue	1,917,485.85	1,915,153.70
Division of Real Estate Commission	388,714.80	406,879.00
National Association of Ins. Commissioners Trust Fund	18,361.98	18,361.98

New Jersey

Revenues—General Treasury—Fiscal Year Ended June 30, 1960

Accrued Revenue Outside Sources	Revenue From Taxes and Licenses	Revenue From Federal Aid	Revenue From Departmental Sales and Services	Revenue From Other Sources	Revenue From Municipal Subdivisions
\$2,700,488.61	\$2,700,488.61	\$.....	\$.....	\$.....	\$.....
320,986.59	320,986.59
14,906,947.77	14,906,947.77
20,621,421.82	20,621,421.82
58,946,365.20	58,946,365.20
670,987.04	670,987.04
15,423,760.87	15,423,760.87
700,583.66	700,583.66
41,072,676.07	41,072,676.07
25,068,679.26	25,068,679.26
98,488,012.68	98,488,012.68
21,430,899.87	21,430,899.87
890,804.52	890,804.52
109,282.54	109,282.54
70,634,426.05	70,634,426.05
.....
.....
45,080.31	45,080.31
29,958.00	29,958.00
645,938.57	645,938.57
40,803.95	40,803.95
12,672.69	12,672.69
181,815.89	181,815.89
1,045,023.74	1,045,023.74
10,867.51	10,867.51
784,692.33	784,692.33
.....
54,020.00	54,020.00
.....
73,751.85	73,751.85
199,831.20	199,831.20
2,747.17	2,747.17
36,709.38	36,709.38
136,194.76	136,194.76
24,755.04	24,755.04
285.00	285.00
94,466.03	94,466.03
49,104.99	49,104.99
378,203.82	378,203.82
136,775.66	136,775.66
1,967,049.80	1,967,049.80
18,870.00	18,870.00
111,315.58	111,315.58
.....
704,556.69	704,556.69
.....
.....
56,315.44	56,315.44
.....
29,927.19	29,927.19
51,442.45	18,204.50	1,269.26	31,968.69
.....
755,775.90	755,775.90
87,210.00	87,210.00
44,385.99	44,385.99
1,123.05	1,123.05
15,000.00	15,000.00
.....
1,915,153.70	1,015,026.30	900,127.40
406,879.00	406,879.00
18,361.98	18,361.98

EXHIBIT "F"—Schedule I—Statement of Gross Receipts and Analysis of Accrued

	Cash Receipts	Accrued Revenue	Transfers From Other Funds
Department of Agriculture:			
General Revenue	\$71,281.44	\$72,401.37	\$.....
Office of Milk Industry	223,969.85	209,310.95
Federal Agricultural Loan Fund	80,002.87	79,921.83
Federal Grants for Statistical Services	6,259.38	6,259.38
Poultry Products Promotion Tax Account	236,653.47	161,597.47
Federal Grants for Marketing Expansion	31,740.62	31,740.62
Seed Potato Tax Account	25,080.12	15,080.12
Asparagus Tax Account	89,295.70	89,295.70
Apple Tax Account	49,389.38	49,389.38
Department of Defense	673,400.54	621,980.82	3,762.16
Department of Public Utilities:			
General Revenue	285,475.44	282,863.71
Grade Crossing Elimination Fund	52,560.60
Department of Health:			
General Revenue	115,850.68	81,065.42
Rabies Control Fund	78,807.80	78,634.73
Board of Barber Examiners	94,331.75	93,655.00
Federal Aid:			
Public Health	602,049.52	599,497.00
Maternal and Child Health	253,367.68	253,181.00
Rapid Treatment V. D.	44,732.00	45,932.00
Water Pollution Control	81,067.52	80,247.00
Polio Diagnostic Services
Crippled Children—Federal Aid	252,083.05	247,878.42
Virology Diagnostic Services—Asiatic Influenza—Federal
Radiation Research Project II—Federal Funds	70,458.79	70,000.00
Radiation Research Project III—Federal Funds	35,619.00	18,703.00
Lymphoma Investigation Grant—Federal Funds	88.12
Alcohol Education Grant—Federal Funds	3,000.00	3,000.00
Virus Research Project—Federal Funds	15,171.00	15,171.00
Leukemia Study—Federal Funds	4,600.00	4,600.00
Milbank Research Grant—Private Funds	13,725.00	13,725.00
Transfer from Rabies Control	20,967.27	20,967.27
Miscellaneous Revenue	5,766.52	316.88
Department of Labor and Industry:			
General Revenue	264,483.76	258,297.92	19,743.57
Wage and Hour Trust Fund	4,418.67	4,303.40
Federal Grants for Statistical Purposes	30,841.61	17,675.00
1% Workmen's Compensation Tax Fund	497,547.85	494,175.87	50,000.00
Rehabilitation Commission	1,027,506.72	1,009,759.86	9,400.00
Division of Employment Security—General	12,082,447.50	12,090,071.44
Old Age Survivors' Insurance Administration—Federal Funds	348,105.08	347,827.89
Miscellaneous Revenue	8,940.68
Department of Conservation and Economic Development:			
Division of Planning and Development:			
General Revenue	1,589,113.49	1,273,508.28	4,129.90
Morris Canal and Banking Company	56,693.42	47,515.59
New Jersey Pilot Commissioners	19,926.81	20,042.87
Stony Brook Watersheds	6,900.20	3,950.20
Emergency Housing—Rentals	329,688.06	328,027.66
Emergency Housing—Sale of Units	77,267.26	1,099,306.60
Emergency Housing Fund	740.00	740.00
Federal Aid:			
Federal Soils Bank Act Fund	3,295.60	3,108.60
Forest Fires Fund	104,382.54	102,594.45
Forest Nursery Fund	5,172.24	5,172.24
Farm Forestry Fund	25,654.44	25,654.44
Airport Grants Fund	1,085,294.50	1,085,294.50
Study of Small Business Projects—Federal Funds	30,000.00	30,000.00
Pequest Watershed Project
Paulinskill Watershed Program	700.53	700.53
Planning of Small Watersheds	44.49	44.49
Miscellaneous Revenue	12,375.62
Division of Water Policy and Supply:			
General Revenue	16,085.65	6,184.18
Water Development Fund Payroll Clearing Account	286,572.71
Excess Diversion Fees	186,394.49	186,394.49
Well Drillers Licenses	12,361.00	12,547.00
Delaware and Raritan Canal	192,175.28	190,805.78

New Jersey

Revenues—General Treasury—Fiscal Year Ended June 30, 1960—Continued

Accrued Revenue Outside Sources	Revenue From Taxes and Licenses	Revenue From Federal Aid	Revenue From Departmental Sales and Services	Revenue From Other Sources	Revenue From Municipal Subdivisions
\$72,401.37	\$72,401.37	\$.....	\$.....	\$.....	\$.....
209,310.95	209,310.95
79,921.83	55,000.00	24,921.83
6,259.38	6,259.38
161,597.47	161,597.47
31,740.62	31,740.62
15,080.12	15,080.12
89,295.70	89,295.70
49,389.38	49,389.38
618,218.66	162,425.18	130,793.48	325,000.00
282,863.71	282,863.71
.....
81,065.42	36,411.67	44,653.75
78,634.73	78,634.73
93,655.00	81,105.00	12,550.00
599,497.00	599,497.00
253,181.00	253,181.00
45,932.00	45,932.00
80,247.00	80,247.00
247,878.42	247,878.42
.....
70,000.00	70,000.00
18,703.00	18,703.00
.....
3,000.00	3,000.00
15,171.00	15,171.00
4,600.00	4,600.00
13,725.00	13,725.00
20,967.27	20,967.27
316.88	316.88
238,554.35	159,699.15	78,855.20
4,303.40	4,303.40
17,675.00	17,675.00
444,175.87	382,088.59	26,970.00	35,117.28
1,000,359.86	970,508.92	29,850.94
12,090,071.44	12,090,071.44
347,827.89	347,827.89
.....
1,269,378.38	59,596.00	283,045.00	478,943.50	37,750.00	410,043.88
47,515.59	47,515.59
20,042.87	20,042.87
3,950.20	650.20	3,300.00
328,027.66	328,027.66
1,099,306.60	1,099,306.60
740.00	740.00
3,108.60	3,108.60
102,594.45	102,594.45
5,172.24	5,172.24
25,654.44	25,654.44
1,085,294.50	1,085,294.50
30,000.00	30,000.00
.....
700.53	700.53
44.49	44.49
.....
6,184.18	6,184.18
.....
186,394.49	186,394.49
12,547.00	12,547.00
190,805.78	190,805.78

EXHIBIT "F"—Schedule I—Statement of Gross Receipts and Analysis of Accrued

	Cash Receipts	Accrued Revenue	Transfers From Other Funds
Division of Shell Fisheries	\$85,431.96	\$68,268.32	\$.....
Division of Fish and Game	1,445,190.56	1,426,478.14
Public Shooting and Fishing Grounds	288,385.63	287,776.49
Division of Veterans' Services	3,389.82
Round Valley Water Supply System
Federal Reimbursement State Share Beach Protection	16,087.53	16,087.53
Department of Education:			
State Board of Examiners	54,555.00	56,250.00
Academic Certificates	36,265.00	36,162.75
New Jersey State Colleges:			
Glassboro	796,755.78	706,945.26
Jersey City	469,737.73	378,254.21
Newark	699,109.81	618,162.19
Paterson	583,304.15	481,676.58
Montclair	1,080,475.80	844,801.31
Trenton	1,297,742.81	1,075,277.62
School for the Deaf	46,010.82	26,283.70
School of Conservation	90,554.76	79,795.27	10,819.81
Agricultural Experiment Station	75,166.03	75,669.18
Fertilizer Inspection Fees	104,504.80	111,288.73
State Museum—Service Charges	13,109.41	13,978.26
Camille and Henry Dreyfus Foundation Fund	110,470.00	110,000.00
Miscellaneous	148,356.34	24,730.78	1,644.94
Federal Aid:			
Veterans Education Revolving Fund	3,467.35	3,448.27
Vocational Education Smith-Hughes Fund	202,096.90	199,306.00	38,812.51
Vocational Education George-Barden Fund	520,725.21	519,555.63
George-Barden Fund—Practical Nurse Training—Federal Fund	50,891.04	50,891.04
W. T. Grant Foundation Child and Youth Study Program ..	14,081.18	13,500.00
Graduate Fellowship for Mentally Retarded—Federal Funds	5,500.00	5,500.00
Extension of Public Library Services to Rural Areas	97,403.00	97,403.00
U. S. Appropriation for Agricultural College	118,233.27	118,233.27
National Defense Educational Act—Federal Funds	1,892,533.95	1,756,621.22	5,763.97
Federal Food Lunch Program	1,608,486.03	1,589,534.00
Federal Special School Milk Program	2,186,355.28	2,173,772.24
Teachers Pension and Annuity Fund	2,316.99
State Highway Department:			
Regular Federal Aid	48,909,794.73	95,841,323.00
Other Federal Aid—Shared Projects	2,294,920.93	1,904,658.00
Counties and Municipalities—Shared Projects	1,189,545.61	1,126,967.53
Flood Damage to Bridges—Delaware River Bridge Com- mission	28,179.49	29,929.13
Construction Repairs—State Highways Damaged by Flood..
Penna. Share of Penna. N. J. Scudders Falls Bridge
Reimbursement from Port of New York Authority	2,038,398.00	5,670,000.00
Miscellaneous Revenue	5,316,091.77	1,867,703.72	780,099.66
Department of Institutions and Agencies:			
Central Office	221,462.95	228,000.10	56,590.81
Division of Assistance	117,530.16	107,083.93	107,083.93
Federal Aid—Mental Hygiene Clinics	139,028.00	139,028.00
State Use Revolving Fund	2,450,468.27	292,463.20
Institution Construction Fund	12,865.89
Relief Subsidies	33,822.27	35,950.79
Highfields Treatment Center	11,018.79	15.78
Colony for Feeble Minded—New Lisbon	758,548.21	749,249.25
Colony for Feeble Minded—Woodbine	882,965.53	862,689.15
Soldiers Home—Menlo Park	57,740.40	52,061.92
Soldiers Home—Vineland	76,698.37	72,686.60
North Jersey Training School—Totowa	779,216.26	757,627.41
Reformatory—Annandale	155,591.10	71,958.85
Reformatory—Bordentown	151,828.58	78,593.99
Reformatory—Clinton	48,614.31	1,524.91
Sanatorium for Chest Diseases	159,239.56	106,966.29
State Home for Boys—Jamesburg	69,502.70	22,312.24
State Home for Girls—Trenton	29,137.04	218.50

New Jersey

Revenues—General Treasury—Fiscal Year Ended June 30, 1960—Continued

Accrued Revenue Outside Sources	Revenue From Taxes and Licenses	Revenue From Federal Aid	Revenue From Departmental Sales and Services	Revenue From Other Sources	Revenue From Municipal Subdivisions
\$68,268.32	\$44,292.38	\$	\$23,975.94	\$	\$
1,426,478.14	1,305,764.87	47,674.52	41,971.80	31,066.95
287,776.49	175,776.49	100,768.03	11,231.97
.....
16,087.53	16,087.53
56,250.00	56,250.00
36,162.75	36,162.75
706,945.26	9,530.00	697,415.26
378,254.21	28,060.00	350,194.21
618,162.19	33,721.00	584,441.19
481,676.58	1,800.00	479,876.58
844,801.31	113,817.44	730,983.87
1,075,277.62	43,525.75	1,031,751.87
26,283.70	26,283.70
68,975.46	68,975.46
75,669.18	75,669.18
111,288.73	111,288.73
13,978.26	1,500.00	12,478.26
110,000.00	110,000.00
23,085.84	23,085.84
3,448.27	3,448.27
160,493.49	160,493.49
519,555.63	519,555.63
50,891.04	50,891.04
13,500.00	13,500.00
5,500.00	5,500.00
97,403.00	97,403.00
118,233.27	118,233.27
1,750,857.25	1,750,857.25
1,589,534.00	1,589,534.00
2,173,772.24	2,173,772.24
.....
95,841,323.00	95,841,323.00
1,904,658.00	1,904,658.00
1,126,967.53	1,126,967.53
29,929.13	29,929.13
.....
5,670,000.00	5,670,000.00
1,087,604.06	1,087,604.06
171,409.29	158,793.74	12,615.55
.....
139,028.00	139,028.00
292,463.20	292,463.20
.....
35,950.79	35,950.79
15.78	15.78
749,249.25	749,249.25
862,689.15	862,689.15
52,061.92	51,917.25	144.67
72,686.60	72,514.75	171.85
757,627.41	757,131.41	496.00
71,958.85	71,015.19	943.66
78,593.99	77,578.67	1,015.32
1,524.91	1,099.80	425.11
106,966.29	106,633.17	333.12
22,312.24	22,312.24
218.50	218.50

EXHIBIT "F"—Schedule I—Statement of Gross Receipts and Analysis of Accrued

	Cash Receipts	Accrued Revenue	Transfers From Other Funds
State Hospital—Greystone Park	\$5,152,968.26	\$4,709,815.97	\$
State Hospital—Marlboro	2,776,185.42	2,695,555.71
State Hospital—Trenton	3,171,034.70	2,813,984.03
State Prison—Trenton	285,358.14	59,107.40
State Prison Farm—Rahway	197,197.08	7,190.38
State Prison Farm—Leesburg	144,059.43	80,646.79
Neuropsychiatric Institute—Skillman	1,798,005.38	1,628,542.36
Vineland State School	1,357,617.43	1,348,897.52
Arthur Brisbane Child Treatment Center	73,601.31	66,935.09
Diagnostic Center—Menlo Park	231,158.12	211,154.19
State Hospital—Ancora	2,089,908.25	2,038,361.57
Edward R. Johnstone Training and Research Center	200,746.27	183,516.93
Commission for the Blind	938,827.95	953,425.80	207,911.09
Board of Child Welfare—Revolving Fund	712,670.68	712,878.24
Board of Child Welfare and Federal Child Welfare Service..	739,791.35	629,061.67	343,490.70
Old Age Assistance—Federal Subsidy	9,624,888.48	9,588,593.13
Old Age Assistance—Recoveries	1,056,125.82	941,313.08
Federal Aid to Dependent Children	11,407,502.25	11,268,837.14
Federal Aid—Construction of Government and Non-Profit Hospitals	1,571,076.43	1,571,076.43
Federal Aid—Permanently and Totally Disabled	4,018,323.70	4,018,323.70
Governors Study Commission—Organizational Structure
Social Science Research Fund (Russell Sage Foundation)...	3,120.00	12,120.00
Trubek Fund—New Milford Teenage Project
Turrell Fund—Residential Treatment for Girls	180,000.00	180,000.00
Urgent Capital Items—Federal Funds	67,790.00	67,790.00
Miscellaneous Revenue	3,339.77
The Judiciary	1,461,364.98	2,019,677.25
Delaware River Joint Toll Bridge Commission	147,032.47	130,999.41
Pension Contributions	363,270.31	969,429.75	950,362.75
Social Security Contributions	358,862.90	350,153.47	218,064.18
Interfund Transfers:			
Transfer from Disability Benefit Fund (Accounting Bureau)	37,874.92	48,780.33	48,780.33
Transfer from State Disability Benefit Fund (General)	1,156,813.93	1,365,928.39	1,365,853.71
Unsatisfied Claim and Judgment Fund	129,926.30	122,943.76	122,943.76
Transfer from Veterans Guaranteed Loan Fund
Transfer from School Fund	638,023.14	609,538.88	609,538.88
Transfer from 1837 Surplus Revenue Fund	27,200.06	21,860.50	21,860.50
Transfer from State Water Development Fund	414,460.82	47,370.96	47,370.96
Transfer from State Higher Education Fund	120,000.00	380,876.16	380,876.16
Other Miscellaneous Revenue	81,096.36	74,818.22	905.25
TOTALS	\$753,287,802.92	\$579,359,321.82	\$5,807,458.30

New Jersey

Revenues—General Treasury—Fiscal Year Ended June 30, 1960—Continued

Accrued Revenue Outside Sources	Revenue From Taxes and Licenses	Revenue From Federal Aid	Revenue From Departmental Sales and Services	Revenue From Other Sources	Revenue From Municipal Subdivisions
\$4,709,815.97	\$.....	\$.....	\$4,709,421.57	\$394.40	\$.....
2,695,555.71	2,694,174.70	1,381.01
2,813,984.03	2,785,967.80	28,016.23
59,107.40	58,515.50	591.90
7,190.38	7,090.56	99.82
80,646.79	80,501.79	145.00
1,628,542.36	1,628,176.80	365.56
1,348,897.52	9,474.00	1,339,136.52	287.00
66,935.09	66,669.28	265.81
211,154.19	211,154.19
2,038,361.57	2,038,220.77	140.80
183,516.93	25,000.00	158,482.93	34.00
745,514.71	745,514.71
712,878.24	712,878.24
285,570.97	214,558.95	70,559.95	452.07
9,588,593.13	9,588,593.13
941,313.08	941,313.08
11,268,837.14	11,211,207.03	57,630.11
1,571,076.43	1,571,076.43
4,018,323.70	4,018,323.70
.....
12,120.00	12,120.00
.....
180,000.00	180,000.00
67,790.00	67,790.00
.....
2,019,677.25	1,446,767.52	572,909.73
130,999.41	130,999.41
19,067.00	19,067.00
132,089.29	132,089.29
.....
74.68	74.68
.....
.....
.....
.....
.....
73,912.97	73,912.97
<u>\$573,551,863.52</u>	<u>\$378,850,445.73</u>	<u>\$148,926,372.97</u>	<u>\$30,236,739.30</u>	<u>\$13,260,786.63</u>	<u>\$2,277,518.89</u>

N.J. STATE LIBRARY
P.O. BOX 520
TRENTON, NJ 08625-0520

EXHIBIT "F"—Schedule II—Statement of Cash Disbursements and
Year Ended

	Cash Disbursements	Accrued Expenditures	Transfers to Other Funds
Legislature	\$786,657.73	\$1,006,895.75	\$.....
Law Revision and Legislative Services Commission	118,777.77	127,747.69
Legislative Budget and Finance Director	55,212.40	58,234.78
Commission on Interstate Co-operation	36,895.02	42,065.00
Commission on State Tax Policy	13,859.70	13,934.70
Commission on Narcotic Control	1,640.92	3,500.00
Commission on Emergency Civil Government	124.10	5,000.00
Youth Study Commission	18,859.78	19,702.29
N. J. Delaware Bay Shore Recreational Commission	5,000.00
Uniform Commercial Code Study Commission	806.27	1,000.00
State Capitol Development Commission	20,000.00
County and Municipal Law Revision Commission—Miscellaneous Expenses	17,581.89	18,994.70
Legislative Commission—Study—Municipal Welfare and Relief Laws	15,000.00
Legislative Commission—Investigate Hospital Service Plan of N. J.	15,000.00
State Auditor	323,585.80	343,614.79
TOTAL LEGISLATIVE BRANCH	\$1,374,001.38	\$1,695,689.70	\$.....
Chief Executive's Office	\$174,806.66	\$186,134.95	\$.....
Department of Law and Public Safety:			
Administrative Division	\$85,924.45	\$90,712.13	\$.....
Veterans Guarantee Loan Fund Administration Expense Account ...	41,321.12	42,905.43	4,543.00
Division of Law	906,512.01	877,544.75	45.00
Division of State Police	7,673,782.19	7,658,063.82	21,633.59
Tenement House Supervision	139,431.30	150,501.14
Hotel Fire Safety Supervision	1,397.59	1,586.15
Division of Alcoholic Beverage Control	878,470.20	911,663.05
Amusement Games Control Commission	1,471.58	5,672.48
Division of Motor Vehicles	10,265,634.48	8,971,716.67	375.00
Security Responsibility Bureau	638,768.36	653,388.57	41,171.31
Unsatisfied Claim and Judgment Administration	93,632.42	123,045.92	5,061.80
Division of Weights and Measures	250,278.76	311,373.94	16,000.00
Professional Examining Boards:			
Administrative Bureau	97,119.07	104,811.16
State Board of Accountants	26,172.50	31,127.09	879.38
State Board of Architects	35,269.67	38,899.40	1,409.88
State Board of Dentistry	33,604.53	37,451.88	683.09
State Board of Mortuary Science	32,352.34	33,045.42	2,520.09
State Board of Professional Engineers and Land Surveyors	54,450.44	57,345.35	2,784.85
State Board of Medical Examiners	62,741.43	67,352.36	2,904.84
State Board of Nursing	118,433.92	126,047.93	4,092.37
State Board of Optometrists	16,389.92	18,288.78	1,251.79
State Board of Pharmacy	51,907.66	55,730.84	3,277.20
State Board of Veterinary Medical Examiners	1,247.73	2,913.11
State Board of Shorthand Reporting	61.02	340.52
State Board of Ophthalmic Examiners	8,795.56	9,079.30	149.52
State Board of Beauty Culture Control	67,802.76	69,070.38
TOTAL PROFESSIONAL EXAMINING BOARDS	\$606,348.55	\$651,503.52	\$19,953.01
TOTAL DEPARTMENT OF LAW AND PUBLIC SAFETY	\$21,582,973.01	\$20,449,677.57	\$108,782.71

* Denotes red figure.

New Jersey

Analysis of Accrued Expenditures—General Treasury Fund—Fiscal

June 30, 1960

Net Accrued Expenditures	Salaries and Wages	Materials and Supplies	Services Other Than Personal	Additions and Improvements	Subventions and Direct State Aid	Extraordinary Expenses
\$1,006,895.75	\$620,999.00	\$224,550.00	\$160,846.75	\$500.00	\$.....	\$.....
127,747.69	112,652.49	4,869.81	6,102.54	4,122.85
58,234.78	50,917.23	3,693.40	3,153.10	471.05
42,065.00	600.00	240.00	3,175.00	38,050.00
13,934.70	13,812.50	122.20
3,500.00	2,300.00	1,200.00
5,000.00	5,000.00
19,702.29	12,597.63	7,215.41	*110.75
5,000.00	5,000.00
1,000.00	1,000.00
20,000.00	20,000.00
18,994.70	18,994.70
15,000.00	15,000.00
15,000.00	15,000.00
343,614.79	318,453.95	3,210.96	21,949.88
<u>\$1,695,689.70</u>	<u>\$1,132,332.80</u>	<u>\$236,564.17</u>	<u>\$203,764.88</u>	<u>\$5,093.90</u>	<u>\$.....</u>	<u>\$117,933.95</u>
<u>\$186,134.95</u>	<u>\$133,195.54</u>	<u>\$13,808.66</u>	<u>\$18,872.20</u>	<u>\$258.55</u>	<u>\$.....</u>	<u>\$20,000.00</u>
\$90,712.13	\$83,080.34	\$959.60	\$6,395.52	\$276.67	\$.....	\$.....
38,362.43	36,902.15	148.16	1,312.12
877,499.75	808,783.50	31,808.41	35,848.17	773.67	286.00
7,636,430.23	6,322,314.64	707,286.35	507,828.93	50,695.11	48,305.20
150,501.14	135,246.29	4,181.95	10,817.42	255.48
1,586.15	663.60	922.55
911,663.05	788,549.76	18,291.75	99,992.08	2,450.00	2,379.46
5,672.48	3,300.00	491.04	621.49	1,259.95
8,971,341.67	6,573,660.80	1,106,161.69	1,179,480.58	93,119.55	18,919.05
612,217.26	519,702.05	17,805.75	65,598.76	9,110.70
117,984.12	102,852.72	5,155.49	8,593.15	1,382.76
295,373.94	212,404.61	14,244.88	24,979.48	35,742.52	7,304.50	697.95
104,811.16	96,751.80	1,911.23	5,545.91	602.22
30,247.71	26,037.25	359.87	3,850.59
37,489.52	20,733.65	2,677.35	11,913.90	1,000.00	1,164.62
36,768.79	20,632.73	2,089.37	13,437.69	609.00
30,525.33	21,716.31	1,046.08	7,684.24	78.70
54,560.50	24,838.34	7,066.21	21,222.15	269.17	1,164.63
64,447.52	44,760.65	3,202.40	15,680.97	803.50
121,955.56	81,962.87	5,960.57	33,283.17	748.95
17,036.99	12,368.46	195.34	4,473.19
52,453.64	36,849.40	2,242.32	11,261.92	2,100.00
2,913.11	2,196.12	73.30	643.69
340.52	250.00	90.52
8,929.78	6,672.88	308.45	1,948.45
69,070.38	57,295.45	4,058.87	7,263.62	440.44	12.00
<u>\$631,550.51</u>	<u>\$453,065.91</u>	<u>\$31,191.36</u>	<u>\$138,300.01</u>	<u>\$6,651.98</u>	<u>\$.....</u>	<u>\$2,341.25</u>
<u>\$20,340,894.86</u>	<u>\$16,039,862.77</u>	<u>\$1,938,390.03</u>	<u>\$2,080,690.26</u>	<u>\$201,718.39</u>	<u>\$7,304.50</u>	<u>\$72,928.91</u>

**EXHIBIT "F"—Schedule II—Statement of Cash Disbursements and
Year Ended June**

	Cash Disbursements	Accrued Expenditures	Transfers to Other Funds
Department of the Treasury:			
Administration Division	\$236,666.52	\$243,643.66	\$.....
Division of Budget and Accounting	1,544,150.74	1,040,865.11	8,935.69
Division of Purchase and Property	2,140,202.88	2,285,653.45	14,365.17
State Purchase Fund	2,714,202.93
Cafeterias	134,045.62	141,009.94	5,173.19
Division of Taxation	25,737,739.69	20,559,343.51	5,508.75
Division of Local Government	247,482.51	265,299.95
Division of Tax Appeals	136,933.29	147,990.89
Division of Racing Commission	204,185.58	222,196.85
Division of Investments	193,255,724.18	119,699.77
Division of Pensions	983,173.25	1,048,680.91
TOTAL DEPARTMENT OF THE TREASURY	\$227,334,507.19	\$26,074,384.04	\$33,982.80
Department of State:			
Office of the Secretary	\$202,260.24	\$204,171.07	\$100.00
State Athletic Commissioner	35,606.81	37,114.40
Legalized Games of Chance Commission	135,325.89	145,183.24
Division of Aging	107,131.25	154,257.14
TOTAL DEPARTMENT OF STATE	\$480,324.19	\$540,725.85	\$100.00
Department of Civil Service	\$1,071,746.98	\$1,153,117.14	\$.....
Department of Banking and Insurance	\$1,613,919.03	\$1,708,138.14	\$.....
Division of Real Estate Commission	144,901.14	150,306.84
Department of Agriculture	\$1,647,837.30	\$1,823,651.45	\$.....
Department of Defense	\$2,192,958.17	\$2,437,783.09	\$208,935.94
Department of Public Utilities	\$645,954.47	\$685,008.53	\$.....
Grade Crossing Elimination Fund	50,495.92
Department of Health	\$3,755,511.02	\$4,329,277.22	\$69,269.58
Department of Labor and Industry:			
Division of Labor	\$1,220,360.05	\$1,295,726.76	\$860.89
Division of Workmen's Compensation	1,208,661.93	1,279,036.50	51,893.18
Division of Employment Security	11,992,128.48	12,223,409.52	800,552.68
Disability Insurance Service	1,310,808.73	1,365,928.39	60,354.25
Office Building—Reed Act Fund	51,613.50	59,692.98
Office Building Unemployment Compensation Auxiliary Fund	28,837.24	81,236.49
State Board of Mediation	81,684.37	87,265.50
Rehabilitation Commission	1,787,579.49	1,914,069.76	34,978.68
TOTAL DEPARTMENT OF LABOR AND INDUSTRY ..	\$17,681,673.79	\$18,306,365.90	\$948,639.68
Department of Conservation and Economic Development:			
Administrative Division	\$261,846.46	\$242,556.80	\$.....
Round Valley Water Supply System	46,140.90	41,954.71	41,954.71
Expense—Acquisition of Spruce Run	429,070.30	415,454.85	38,853.24
Division of Planning and Development	6,095,253.96	6,247,389.65	78,870.57
Division of Water Policy	672,421.79	469,073.59	110,264.36
Division of Shell Fisheries	225,711.53	242,611.59
Division of Fish and Game	1,541,215.73	1,688,193.50	87,890.65
Division of Veterans' Services	359,050.61	378,198.62
State Mosquito Control Commission	148,627.44	154,994.46
Debt Service on Emergency Housing and Water Development Bonds	2,893,765.00	903,765.00
TOTAL DEPARTMENT OF CONSERVATION AND ECONOMIC DEVELOPMENT	\$12,673,103.72	\$10,784,192.77	\$357,833.53

New Jersey

Analysis of Accrued Expenditures—General Treasury Fund—Fiscal

30, 1960—Continued

Net Accrued Expenditures	Salaries and Wages	Materials and Supplies	Services Other Than Personal	Additions and Improvements	Subventions and Direct State Aid	Extraordinary Expenses
\$243,643.66	\$127,905.56	\$2,504.95	\$6,242.10	\$106,935.15	\$.....	\$55.90
1,031,929.42	775,287.82	48,476.65	170,897.74	17,810.04	19,457.17
2,271,288.28	1,773,713.92	190,325.67	209,005.16	92,290.72	5,952.81
.....
135,836.75	60,848.21	70,926.59	4,061.95
20,553,834.76	3,037,075.26	134,172.46	164,678.89	15,696.60	16,820,941.68	381,269.87
265,299.95	209,076.87	17,076.59	39,146.49
147,990.89	140,945.06	2,164.42	4,881.41
222,196.85	194,015.21	4,206.07	23,696.22	279.35
119,699.77	110,723.04	1,743.46	6,796.77	406.50	30.00
1,048,680.91	862,501.98	35,866.47	150,018.98	192.50	100.98
<u>\$26,040,401.24</u>	<u>\$7,292,092.93</u>	<u>\$507,463.33</u>	<u>\$779,425.71</u>	<u>\$233,610.86</u>	<u>\$16,820,941.68</u>	<u>\$406,866.73</u>
\$204,071.07	\$149,744.64	\$14,664.23	\$35,731.98	\$646.22	\$.....	\$3,284.00
37,114.40	32,496.78	215.10	3,397.68	267.96	736.88
145,183.24	116,014.85	7,297.37	21,202.00	669.02
154,257.14	69,706.17	7,777.64	8,393.16	2,878.69	65,501.48
<u>\$540,625.85</u>	<u>\$367,962.44</u>	<u>\$29,954.34</u>	<u>\$68,724.82</u>	<u>\$4,461.89</u>	<u>\$.....</u>	<u>\$69,522.36</u>
\$1,153,117.14	\$996,242.53	\$37,838.93	\$103,633.73	\$13,237.67	\$.....	\$2,164.28
\$1,708,138.14	\$1,458,270.64	\$29,309.06	\$198,951.59	\$3,053.26	\$.....	\$18,553.59
150,306.84	121,595.86	7,945.45	20,765.53
<u>\$1,823,651.45</u>	<u>\$1,172,224.51</u>	<u>\$97,934.02</u>	<u>\$245,627.39</u>	<u>\$324.30</u>	<u>\$.....</u>	<u>\$307,541.23</u>
\$2,228,847.15	\$1,267,159.59	\$368,238.56	\$426,744.90	\$152,283.70	\$1,004.90	\$13,415.50
\$685,008.53	\$633,325.02	\$14,256.86	\$29,645.23	\$7,677.00	\$.....	\$104.42
.....
<u>\$4,260,007.64</u>	<u>\$2,846,538.88</u>	<u>\$436,446.68</u>	<u>\$266,310.52</u>	<u>\$54,743.44</u>	<u>\$417,361.75</u>	<u>\$238,606.37</u>
\$1,294,865.87	\$1,125,557.96	\$36,946.91	\$109,997.78	\$19,815.39	\$.....	\$2,547.83
1,227,143.32	737,203.68	12,879.25	39,682.83	13,884.00	423,493.56
11,422,856.84	9,330,054.89	250,201.90	1,711,231.53	27,568.29	103,800.23
1,305,574.14	1,044,560.85	17,086.06	207,218.12	232.98	36,476.13
59,692.98	59,692.98
81,236.49	81,236.49
87,265.50	78,086.64	1,658.86	7,520.00
1,879,091.08	664,551.59	11,633.80	92,467.20	2,444.12	1,107,994.37
<u>\$17,357,726.22</u>	<u>\$12,980,015.61</u>	<u>\$330,406.78</u>	<u>\$2,168,117.46</u>	<u>\$204,874.25</u>	<u>\$.....</u>	<u>\$1,674,312.12</u>
\$242,556.80	\$209,686.69	\$8,781.85	\$23,073.00	\$1,015.26	\$.....	\$.....
.....
376,601.61	376,601.61
6,168,519.08	2,164,683.37	257,562.49	290,040.59	877,386.17	1,854,059.15	724,787.31
358,809.23	230,342.88	10,628.92	18,515.71	91,189.86	8,131.86
242,611.59	172,994.42	20,753.65	16,072.57	13,790.95	19,000.00
1,600,302.85	867,220.66	428,527.19	120,346.56	136,612.02	1,960.95	45,635.47
378,198.62	190,218.19	4,575.16	14,725.20	168,680.07
154,994.46	154,994.46
903,765.00	903,765.00
<u>\$10,426,359.24</u>	<u>\$3,835,146.21</u>	<u>\$730,829.26</u>	<u>\$1,386,538.63</u>	<u>\$1,496,595.87</u>	<u>\$2,179,694.63</u>	<u>\$797,554.64</u>

N.J. STATE LIBRARY
P.O. BOX 520
TRENTON, NJ 08625-0520

**EXHIBIT "F"—Schedule II—Statement of Cash Disbursements and
Year Ended June**

	Cash Disbursements	Accrued Expenditures	Transfers to Other Funds
Department of Education:			
Administration and General	\$6,322,197.15	\$7,546,651.34	\$47,990.57
Division of State Library, Archives and History	416,745.66	429,035.50	1,112.25
Division of State Museum	107,039.95	116,954.74	
Division Against Discrimination	120,847.30	128,152.66	
State Colleges	9,328,116.16	9,448,102.35	11,375.00
School for the Deaf	1,019,245.20	1,144,389.87	24,606.71
School of Conservation	69,226.19	74,447.80	
State University	15,132,775.65	16,469,510.63	9,400.00
Newark Technical School and College of Engineering	1,611,192.14	1,611,192.14	
State Competitive Scholarships	351,931.98	368,230.91	
State College Capital Construction Account	2,572,651.74	5,276,541.56	159,037.80
Teachers' Pension and Annuity Fund	33,250,759.56	34,551,132.00	
Debt Service on State Teachers College Construction and Higher Education Bonds	2,390,582.50	1,315,582.50	
Aid to School Districts	91,713,307.35	91,801,602.59	
TOTAL DEPARTMENT OF EDUCATION	\$164,406,618.53	\$170,281,526.59	\$253,522.33
State Highway Department:			
General	\$17,127,606.80	\$19,889,009.42	\$
Road Construction	23,325,465.57	98,251,522.66	91,734.10
Flood Damage	11,180.85	11,165.72	
Aid to Counties and Municipalities	8,201,489.97	17,022,366.02	
Debt Service on Highway Improvement Bonds	2,871,637.50	861,637.50	
TOTAL STATE HIGHWAY DEPARTMENT	\$51,537,380.69	\$136,035,701.32	\$91,734.10
Department of Institutions and Agencies			
General	\$6,347,789.09	\$4,654,359.08	\$199,590.73
Residential Group Center—Turrell Fund	4,877.63	7,874.11	
Residential Group Center—Warren	202,230.92	242,005.27	
Residential Group Center—Highfield	52,490.94	47,962.46	
State Colony—New Lisbon	1,473,563.49	1,595,924.87	
State Colony—Woodbine	1,639,709.89	1,747,861.40	
Soldiers' Home—Menlo Park	179,917.02	187,105.26	
Soldiers' Home—Vineland	308,593.19	331,386.62	
North Jersey Training School	1,567,279.08	1,668,160.80	
Reformatory—Annandale	1,273,411.67	1,397,572.45	
Reformatory—Bordentown	1,363,446.92	1,403,619.85	
Reformatory—Clinton	862,397.07	883,519.26	
Sanatorium for Chest Diseases	1,178,230.51	1,254,562.35	
Home for Boys	1,303,219.91	1,417,322.39	60.00
Home for Girls	734,616.72	793,853.63	
Hospital—Greystone Park	8,666,796.85	9,338,330.07	300.00
Hospital—Marlboro	5,280,874.71	5,652,664.43	
Hospital—Trenton	6,880,931.52	7,147,492.20	300.00
State Prison—Trenton	2,171,268.75	2,112,397.83	
State Prison Farm—Rahway	1,414,458.79	1,359,217.01	
State Prison Farm—Leesburg	514,507.52	497,068.75	
Neuropsychiatric Institute	3,343,555.61	3,411,578.55	250.00
Vineland State School	2,683,884.48	2,876,348.75	
Brisbane Child Treatment Center	333,313.79	346,056.70	
Diagnostic Center	607,095.71	637,289.38	
Hospital—Ancora	4,463,913.46	4,567,248.65	
E. R. Johnstone Training and Research Center	893,206.05	954,062.34	
Purchase of Care and Maintenance—Feeble-Minded			
Commission for the Blind	1,489,330.76	1,672,062.54	221,971.28
Board of Child Welfare	2,445,958.58	2,507,733.81	15,043.34
County Mental Hospitals	4,132,395.01	4,804,836.61	
County Tuberculosis Hospitals	332,059.52	358,314.27	
Old Age Assistance	17,646,830.33	17,595,365.92	43,669.72
Aid for Dependent Children	19,102,492.40	19,053,735.67	403,223.56
Municipal Aid	5,190,839.41	7,470,950.79	
Aid to Permanently and Totally Disabled	5,157,152.60	5,162,077.87	75,868.12
Community Mental Health Services	492,648.53	688,236.16	
Debt Service on Institution Construction Bonds	4,539,125.00	589,125.00	
TOTAL DEPARTMENT OF INSTITUTIONS AND AGENCIES	\$116,274,413.43	\$116,435,283.10	\$960,276.75

New Jersey

Analysis of Accrued Expenditures—General Treasury Fund—Fiscal

30, 1960—Continued

Net Accrued Expenditures	Salaries and Wages	Materials and Supplies	Services Other Than Personal	Additions and Improvements	Subventions and Direct State Aid	Extraordinary Expenses
\$7,498,660.77	\$1,048,055.88	\$53,766.47	\$143,838.41	\$35,336.02	\$6,050,412.46	\$167,251.53
427,923.25	289,346.78	106,780.94	27,898.23	3,882.30	15.00
116,954.74	90,497.36	6,713.59	11,175.25	4,253.30	4,315.24
128,152.66	105,799.93	12,928.81	8,753.74	644.18	26.00
9,436,727.35	6,815,881.10	1,141,479.30	343,794.45	214,147.24	304,328.91	617,096.35
1,119,783.16	844,603.20	132,293.33	42,918.36	98,700.24	1,268.03
74,447.80	36,227.00	24,977.39	3,084.32	1,994.13	8,164.96
16,460,110.63	10,511,324.00	3,190,391.36	2,758,395.27
1,611,192.14	1,111,628.14	499,564.00
368,230.91	15,639.99	2,163.12	13,642.17	2,045.63	334,740.00
5,117,503.76	5,117,503.76
34,551,132.00	34,551,132.00
1,315,582.50	1,315,582.50
91,801,602.59	91,801,602.59
<u>\$170,028,004.26</u>	<u>\$9,246,051.24</u>	<u>\$1,481,102.95</u>	<u>\$13,533,639.57</u>	<u>\$9,168,462.16</u>	<u>\$132,707,475.96</u>	<u>\$3,891,272.38</u>
\$19,889,009.42	\$12,420,750.79	\$4,904,493.90	\$2,014,687.06	\$445,793.38	\$.....	\$103,284.29
98,159,788.56	98,159,788.56
11,165.72	11,165.72
17,022,366.02	17,022,366.02
861,637.50	861,637.50
<u>\$135,943,967.22</u>	<u>\$12,420,750.79</u>	<u>\$4,904,493.90</u>	<u>\$2,876,324.56</u>	<u>\$98,616,747.66</u>	<u>\$17,022,366.02</u>	<u>\$103,284.29</u>
\$4,454,768.35	\$2,258,226.97	\$91,860.79	\$149,504.83	\$66,865.94	\$1,693,342.31	\$194,967.51
7,874.11	2,930.64	10.00	4,933.47
242,005.27	8,687.00	3,298.24	278.25	299,741.78
47,962.46	27,879.76	15,252.80	3,977.18	852.72
1,595,924.87	1,034,032.97	388,214.48	47,505.15	109,503.18	16,669.09
1,747,861.40	1,251,137.68	407,000.49	32,041.93	52,894.33	4,786.97
187,105.26	137,820.63	39,736.28	6,746.28	2,802.07
331,386.62	222,226.25	76,917.40	24,338.00	7,904.97
1,668,160.80	1,145,908.68	385,499.35	48,318.06	69,321.85	19,112.86
1,397,572.45	900,735.09	278,968.10	39,244.67	175,708.42	2,916.17
1,403,619.85	1,016,575.74	332,637.07	44,230.53	8,441.12	1,735.39
883,519.26	653,895.94	155,248.05	33,117.88	39,870.66	1,386.73
1,254,562.35	974,211.55	211,254.51	30,165.24	35,388.11	3,542.94
1,417,262.39	1,013,611.01	242,078.63	33,039.59	124,526.76	4,006.40
793,853.63	631,975.87	88,411.97	18,772.61	47,533.97	7,159.21
9,338,030.07	6,484,044.08	2,010,561.25	219,927.18	498,540.21	124,957.35
5,652,664.43	4,117,367.06	935,424.54	119,577.85	368,128.68	112,166.30
7,147,192.20	5,512,244.42	1,214,799.86	128,890.15	142,162.25	149,095.52
2,112,397.83	1,455,123.43	567,443.80	58,340.67	24,493.72	6,996.21
1,359,217.01	921,731.56	377,936.45	43,717.45	7,257.33	8,574.22
497,068.75	301,640.65	156,854.92	17,515.13	18,285.51	2,772.54
3,411,328.55	2,692,176.31	514,434.09	100,000.99	45,113.80	59,603.36
2,876,348.75	1,941,580.33	643,102.48	75,235.99	189,069.89	27,360.06
346,056.70	276,858.28	48,336.94	4,368.89	16,418.89	73.70
637,289.38	551,952.48	57,444.40	20,684.95	5,558.52	1,649.03
4,567,248.65	3,226,212.70	906,006.29	95,996.44	217,455.49	121,577.73
954,062.34	735,395.09	125,326.69	38,027.21	48,063.54	7,249.81
1,450,091.26	517,281.84	30,742.97	360,546.30	3,144.02	529,133.51	9,242.62
2,492,690.47	1,712,150.18	651,164.13	120,934.63	1,889.95	4,693.08	1,858.50
4,804,836.61	4,804,836.61
358,314.27	358,314.27
17,551,696.20	9,683.33	17,542,012.87
18,650,512.11	18,650,512.11
7,470,950.79	7,470,950.79
5,086,209.75	5,086,209.75
688,236.16	688,236.16
589,125.00	589,125.00
<u>\$115,475,006.35</u>	<u>\$41,722,683.55</u>	<u>\$10,958,887.61</u>	<u>\$2,504,179.03</u>	<u>\$2,571,554.48</u>	<u>\$56,828,241.46</u>	<u>\$889,460.22</u>

**EXHIBIT "F"—Schedule II—Statement of Cash Disbursements and
Year Ended June**

	Cash Disbursements	Accrued Expenditures	Transfers to Other Funds
Special Accounts	\$4,787,368.10	\$2,125,200.43	\$82,585.00
Pensions and Contributions to Pension Funds:			
Heath Act	\$97,562.66	\$105,208.68	\$.....
Veterans' Act	273,710.76	296,160.66
Miscellaneous Special Acts	8,966.00	9,772.00
Annuity for Widows of Governors	4,583.26	4,999.92
Judicial	279,469.32	279,469.32
Contributions to Prison Officers' Pension Fund	1,038.61	130,000.00
Contributions to Employees' Retirement Fund	8,146,656.00	8,146,656.00
Contributions to Consolidated Police and Firemen's Pension Fund ..	4,387,392.24	4,387,392.24
Increases in Retirement Allowances	1,100,000.00	813,469.42
TOTAL PENSIONS AND CONTRIBUTIONS TO PENSION FUNDS	\$14,299,378.85	\$14,173,128.24	\$.....
Social Security Taxes	\$2,952,625.03	\$3,000,000.00	\$.....
Unclaimed Wages Account	\$233.17	\$.....	\$.....
Unclaimed Inmates' and Patients' Fund	\$335.06	\$.....	\$.....
Temporary and Interstate Commissions:			
South Jersey Port Commission	\$33,758.80	\$36,306.47	\$.....
Palisades Interstate Park Commission	468,716.12	529,508.73
Delaware River Joint Toll Bridge Commission	255,761.78	255,660.05	2,720.28
New Jersey Tercentenary Commission	8,854.46	10,688.50
Interstate Sanitation Commission	46,500.00	46,500.00
TOTAL TEMPORARY AND INTERSTATE COMMISSIONS	\$813,591.16	\$878,663.75	\$2,720.28
TOTAL EXECUTIVE BRANCH	\$546,122,656.61	\$531,558,266.92	\$3,118,382.70
Judicial Branch—The Judiciary	\$2,382,743.16	\$3,068,666.86	\$.....
Disbursements applicable to prior year appropriations	93,443,528.48
TOTALS	\$743,322,929.63	\$536,322,623.48	\$3,118,382.70

New Jersey

Analysis of Accrued Expenditures—General Treasury Fund—Fiscal
30, 1960—Continued

Net Accrued Expenditures	Salaries and Wages	Materials and Supplies	Services Other Than Personal	Additions and Improvements	Subventions and Direct State Aid	Extraordinary Expenses
\$2,042,615.43	\$.....	\$.....	\$2,042,615.43	\$.....	\$.....	\$.....
\$105,208.68	\$.....	\$.....	\$.....	\$.....	\$.....	\$105,208.68
296,160.66	296,160.66
9,772.00	9,772.00
4,999.92	4,999.92
279,469.32	279,469.32
130,000.00	130,000.00
8,146,656.00	8,146,656.00
4,387,392.24	4,387,392.24
813,469.42	813,469.42
\$14,173,128.24	\$.....	\$.....	\$.....	\$4,387,392.24	\$9,785,736.00
\$3,000,000.00	\$.....	\$.....	\$.....	\$.....	\$.....	\$3,000,000.00
\$.....	\$.....	\$.....	\$.....	\$.....	\$.....	\$.....
\$.....	\$.....	\$.....	\$.....	\$.....	\$.....	\$.....
\$36,306.47	\$32,942.53	\$1,028.79	\$2,283.15	\$.....	\$.....	\$52.00
529,508.73	385,379.11	47,663.73	45,577.99	6,538.54	36,000.00	8,349.36
252,939.77	207,831.84	19,311.27	24,916.08	880.58
10,688.50	7,609.43	369.50	2,037.07	672.50
46,500.00	46,500.00
\$875,943.47	\$633,762.91	\$68,373.29	\$74,814.29	\$8,091.62	\$36,000.00	\$54,901.36
\$528,439,884.22	\$113,166,881.02	\$21,955,679.71	\$28,825,620.85	\$112,737,695.10	\$230,407,783.14	\$21,346,224.40
\$3,068,666.86	\$1,940,964.46	\$126,733.38	\$97,076.87	\$6,800.00	\$896,834.00	\$258.15
.....
\$533,204,240.78	\$116,240,178.28	\$22,318,977.26	\$29,126,462.60	\$112,749,589.00	\$231,304,617.14	\$21,464,416.50

EXHIBIT "F"—Schedule III—Statement of Gross Receipts and Analysis of

	Cash Receipts	Gross Accrued Revenues
Old Bond and Interest Trust Fund	\$71,215.63	\$1,654.21
Unemployment Compensation Auxiliary Fund	7,416,487.09	711,201.25
Unemployment Compensation Tax Fund	234,416,336.81	120,554,482.18
Temporary Disability Benefits Fund	35,234,580.92	16,217,706.57
School Fund	2,022,587.14	471,058.47
1837 Surplus Revenue Fund	104,775.45	21,860.50
Veterans' Guaranteed Loan Fund	440,030.08	97,175.87
Institution Construction Bond Fund	226,121.01	3,459.70
State 1952 Institution Construction Fund	1,334,311.68	20,504.34
School Building Aid—Capital Reserve Funds	3,997,244.73	55,570.40
State Higher Education Fund	91,968,494.48	68,417,709.83
State Teachers College Construction Fund	1,019,971.19	26,515.99
Armory Construction Fund
Grade Crossing Elimination Fund	2,607,909.53	57,111.80
State Water Development Fund	15,757,278.99	1,157,237.08
Unclaimed Bank Deposits Escheat Fund	325,116.12	190,515.41
Unclaimed Life Insurance Escheat Fund	22,189.28	12,198.90
Unclaimed Personal Property Trust Fund	359,294.11	359,152.40
Motor Vehicle Liability Security Fund	2,645,266.24	1,000,671.39
Stock Workmen's Compensation Security Fund	1,017,982.77	416,396.24
Mutual Workmen's Compensation Security Fund	127,572.35	29,970.65
Motor Vehicle Security Responsibility Fund	1,386,610.46	6,072.07
Unsatisfied Claims and Judgment Fund	5,229,805.67	2,370,300.87
Special Railroad Deposits	37,397.74	1,019.33
Old Outstanding Checks Account	17,192.07
State Society of the Battleship New Jersey	225.00	218.45
Withholding Tax Fund	14,835,094.38
Employees' Social Security Deductions Fund	1,484,205.82
Employees' Savings Bond Deductions Fund	1,492,673.41
Employees' Hospitalization Deductions Fund	1,710,038.82
Employees' Miscellaneous Deductions Fund	93,615.89
Employees' Pension and Social Security Deductions Fund	3,256,385.83
TOTAL DEDICATED AND TRUST FUNDS	\$430,658,010.69	\$212,199,763.90
PENSION FUNDS		
Consolidated Police and Firemen's Pension Fund	\$30,036,553.72	(†)
Police and Firemen's Retirement Fund	18,497,105.45	(†)
Prison Officers' Pension Fund	401,050.29	(†)
State Police Retirement Fund	1,918,482.56	\$1,093,994.35
Teachers' Pension and Annuity Fund	119,508,114.99	(†)
Public Employees' Retirement System Fund	50,529,447.37	(†)
Pension Increase Fund	1,533,130.21	(†)
Social Security Agency Fund	31,304,253.82	(†)
Social Security Agency Administration Fund	483,873.48	(†)
TOTAL PENSION FUNDS	\$254,212,011.89	\$1,093,994.35
TOTAL OF ALL FUNDS	\$684,870,022.58	\$213,293,758.25

† Accounting not under control of State Accounting Bureau, therefore information not on our records.

EXHIBIT "F"—Schedule IV—Statement of Cash Disbursements and Analysis of

	Cash Disbursements	Gross Accrued Expenditures	Transfers to Other Funds
Old Bond and Interest Trust Fund	\$69,737.12	\$.....	\$.....
Unemployment Compensation Auxiliary Fund	7,378,619.84	321.60
Unemployment Compensation Tax Fund	237,416,037.70	127,276,383.75
Temporary Disability Benefits Fund	35,240,838.93	13,589,323.68	1,414,492.68
School Fund	2,033,532.26	609,622.06	609,538.88
1837 Surplus Revenue Fund	110,247.29	21,860.50	21,860.50
Veterans' Guaranteed Loan Fund	445,826.38	71,957.08	44,273.00
Institution Construction Bond Fund	226,754.49	4,000.00	4,000.00
State 1952 Institution Construction Fund	1,320,944.06	180,492.66	31,980.89
School Building Aid—Capital Reserve Fund	3,990,566.76	55,570.40
State Higher Education Fund	91,379,111.66	2,154,233.16	380,876.16
State Teachers College Construction Fund	1,028,581.67	31,767.77
Armory Construction Fund	30,933.61	10,288.50	3,762.16
Grade Crossing Elimination Fund	2,602,400.45	839,031.97	3,602.20
State Water Development Fund	15,823,814.23	2,337,428.51	51,137.38
Unclaimed Bank Deposits Escheat Fund	337,306.76	172,354.23	153,096.90
Unclaimed Life Insurance Escheat Fund	23,941.30	8,966.30	8,729.38
Unclaimed Personal Property Trust Fund	135,496.83	135,355.12	29,293.19
Motor Vehicle Liability Security Fund	2,646,305.68
Stock Workmen's Compensation Security Fund	1,003,313.98	2.67
Mutual Workmen's Compensation Security Fund	126,481.41
Motor Vehicles Security Responsibility Fund	569,267.58
Unsatisfied Claims and Judgment Fund	5,193,159.58	131,086.99	122,943.76
Special Railroad Deposits	35,572.03
Old Outstanding Checks Account	17,855.97
State Society of the Battleship New Jersey
Withholding Tax Fund	15,390,057.46
Employees' Social Security Deductions Fund	754,824.43
Employees' Savings Bond Deductions Fund	1,592,590.90
Employees' Hospitalization Deductions Fund	1,702,359.92
Employees' Miscellaneous Deductions Fund	98,136.88
Employees' Pension and Social Security Deductions Fund	4,100,139.51
TOTAL DEDICATED AND TRUST FUNDS	\$432,824,756.76	\$147,630,046.95	\$2,879,587.08
PENSION FUNDS			
Consolidated Police and Firemen's Pension Fund	\$29,841,536.03	(†)	\$.....
Police and Firemen's Retirement Fund	18,006,383.15	(†)
Prison Officers' Pension Fund	404,905.41	(†)
State Police Retirement Fund	2,096,444.42	\$633,556.62
Teachers' Pension and Annuity Fund	120,061,001.50	(†)
Public Employees' Retirement System Fund	48,811,205.21	(†)
Pension Increase Fund	1,624,282.92	(†)
Social Security Agency Fund	31,304,098.79	(†)
Social Security Agency Administration Fund	480,152.25	(†)
TOTAL PENSION FUNDS	\$252,630,009.68	\$633,556.62	\$.....
TOTAL OF ALL FUNDS	\$685,454,766.44	\$148,263,603.57	\$2,879,587.08

† Accounting not under control of State Accounting Bureau, therefore information not on our records.



