

DELAWARE RIVER
JOINT TOLL BRIDGE COMMISSION
MINUTES
MEETING OF DECEMBER 18, 2017

DELAWARE RIVER JOINT TOLL BRIDGE COMMISSION

MEMBERS OF THE COMMISSION

NEW JERSEY

HONORABLE MICHAEL B. LAVERY
Chairman

HONORABLE GEOFFREY S. STANLEY

HONORABLE GARRETT LEONARD VAN VLIET

HONORABLE LORI CIESLA

HONORABLE YUKI MOORE LAURENTI
Treasurer

PENNSYLVANIA

HONORABLE WADUD AHMAD
Vice Chairman

HONORABLE MIRIAM HUERTAS

HONORABLE PAMELA JANVEY
Secretary

HONORABLE DANIEL GRACE

HONORABLE JOHN D. CHRISTY

DELAWARE RIVER JOINT TOLL BRIDGE COMMISSION

STANDING COMMITTEES

FINANCE, INSURANCE MANAGEMENT AND OPERATIONS

PENNSYLVANIA: Janvey*, Huertas

NEW JERSEY: Ciesla, Laurenti

PROJECTS, PROPERTY AND EQUIPMENT

PENNSYLVANIA: Ahmad, Grace

NEW JERSEY: Stanley, Van Vliet*

PROFESSIONAL SERVICES

PENNSYLVANIA: Ahmad*, Christy

NEW JERSEY: Lavery, Van Vliet

PERSONNEL

PENNSYLVANIA: Grace, Janvey

NEW JERSEY: Ciesla, Stanley*

AUDIT COMMITTEE

PENNSYLVANIA: Ahmad, Janvey

NEW JERSEY: Lavery*, Laurenti

ADMINISTRATIVE COMMITTEE

PENNSYLVANIA: Grace, Huertas

NEW JERSEY: Laurenti*, Ciesla

Chairman and Vice Chairman Ex-Officio of all Committees

*Chairman of Committee

**DELAWARE RIVER JOINT TOLL BRIDGE COMMISSION
RECAPITULATION OF COMMITTEE MEMBERSHIP**

Lavery	(1) Ex-Officio of all Committees (2) Professional Services Committees (3) Audit Committee (Chairperson)
Ciesla	(1) Finance, Insurance Management and Operations Committee (2) Personnel Committee (3) Administrative Committee
Ahmad	(1) Projects, Property and Equipment Committee (2) Professional Services Committee (Chairperson) (3) Audit Committee
Grace	(1) Projects, Property and Equipment Committee (2) Personnel Committee (3) Administrative Committee
Janvey	(1) Finance, Insurance Management and Operations Committee (Chairperson) (2) Personnel Committee (3) Audit Committee
Laurenti	(1) Finance, Insurance Management and Operations Committee (2) Audit Committee (3) Administrative Committee (Chairperson)
Christy	(1) Professional Services
Stanley	(1) Projects, Property and Equipment Committee (2) Personnel Committee (Chairperson)
Huertas	(1) Finance, Insurance Management and Operations Committee (2) Administrative Committee
Van Vliet	(1) Projects, Property and Equipment Committee (Chairperson) (2) Professional Services Committee

DELAWARE RIVER JOINT TOLL BRIDGE COMMISSION

PROFESSIONAL ASSOCIATES

CONSULTING ENGINEERS

CHERRY, WEBER & ASSOCIATES
Freehold, NJ

LEGAL COUNSEL

ARCHER
Philadelphia, Pennsylvania

FLORIO, PERRUCCI, STEINHARDT & FADER
Phillipsburg, New Jersey

EMPLOYMENT COUNSEL

STRADLEY, RONON, STEVENS & YOUNG
Philadelphia, Pennsylvania

CHIESA SHAHINIAN & GIANTOMASI
West Orange, New Jersey

AUDITOR

ZELENKOWSKIE AXELROD, LLC
Jamison, Pennsylvania

FINANCIAL ADVISOR

NW FINANCIAL GROUP
Jersey City, New Jersey

COMMUNICATIONS CONSULTANT

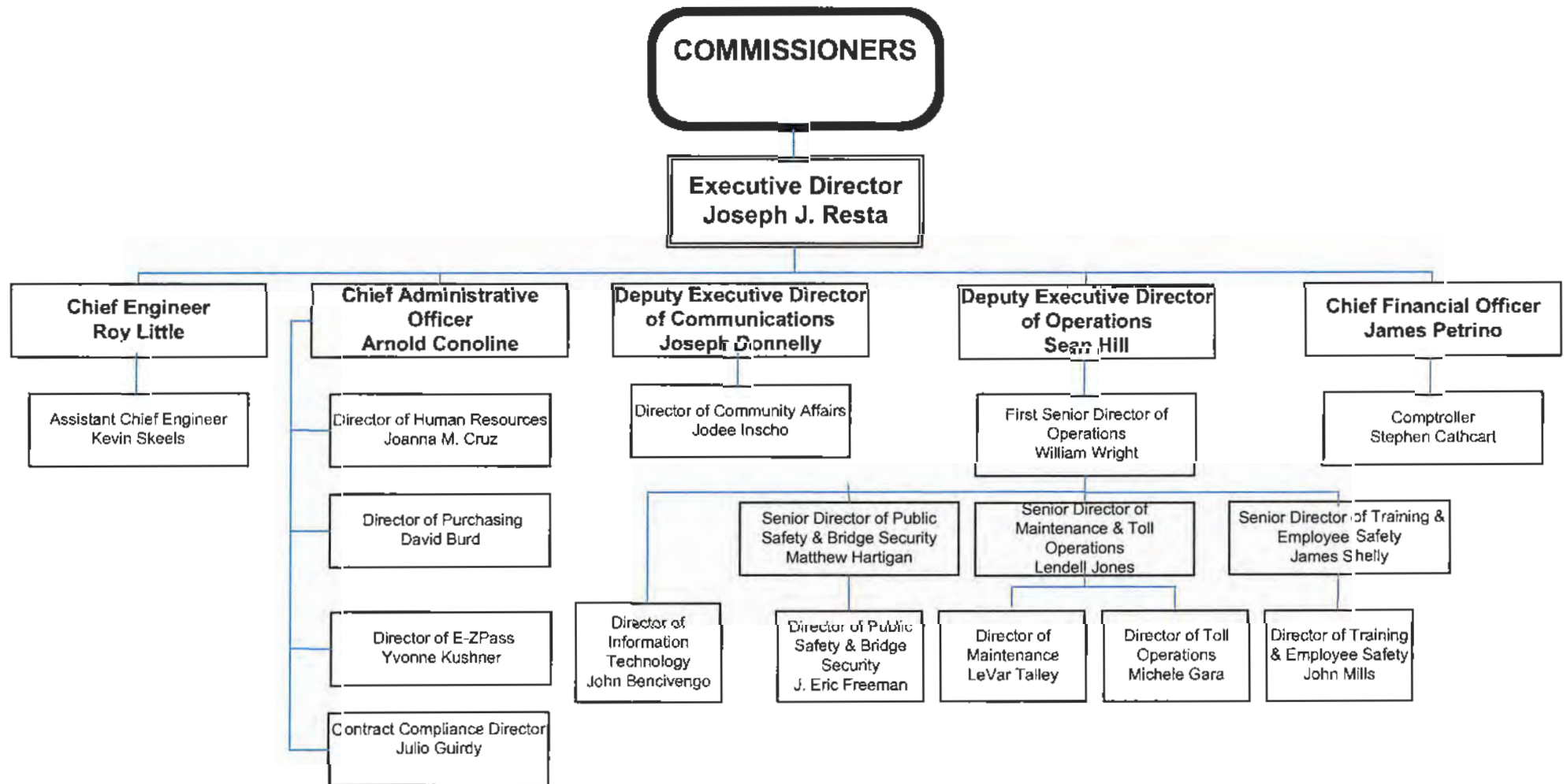
BELLVUE COMMUNICATIONS
Philadelphia, Pennsylvania

INVESTMENT ADVISOR

WILMINGTON TRUST
Wilmington, Delaware

DELAWARE RIVER JOINT TOLL BRIDGE COMMISSION

ORGANIZATION CHART



Delaware River
Joint Toll Bridge
Commission

DELAWARE RIVER JOINT TOLL BRIDGE COMMISSION

Meeting of December 18, 2017

INDEX TO MINUTES

	PAGE
1. Call to Order	1
2. Appearances.....	1 - 2
3. Roll Call.....	2
4. Welcome Remarks of Chairman	2
5. Introduction of Comments from the Public	2
6. Executive Director's Report	3 - 4
7. Approval of Minutes for Commission Meeting Held November 20, 2017	4 - 5
8. Approval of Operations Report Month of November 2017	5
9. Approval of the 2018 Operating Budget.....	5 - 7
10. Approval of 2018-2019 Capital Plan.....	7
11. United Fiber & Data LLC License Agreement For Utility Crossing of New Hope Lambertville Toll Supported Bridge.....	7 - 8
12. Approval of Workers Compensation Renewal- Plan Year 12-31-17 to 12-31-18	8
13. Renewal of Property and Liability Insurance Policies	8 - 9
14. Award Construction Contract TTS-723A on Call Bean Guide Rail and Attenuator Replacement To J. Fletcher Creamer & Sons.....	9 - 10
15. Approve Sale of Bridge Tender House.....	10
16. Approval of Retirement Health Benefits for Raymond Kerr, Custodial Worker I, New Hope-Lambertville Toll Bridge.....	11

DELAWARE RIVER JOINT TOLL BRIDGE COMMISSION

Meeting of December 18, 2017

17.	Approval of Retirement Health Benefits for Daniel Pasciullo, Foreman of Maintenance, New Hope-Lambertville Toll Bridge.....	11
18.	Approval of Retirement Health Benefits for Eric Brockmann, Maintenance Worker I, Easton-Phillipsburg Toll Bridge	12
19.	Approval of Payment of Invoices Stradley Ronon, PA Labor Counsel.....	12
20.	Approval of Payment of Invoices Stevens and Lee, Former PA Labor Counsel.....	13
21.	Approval for Payment of Invoice Chiesa, Shahinian & Giantomasi, NJ Labor Counsel.....	13
22.	Approval of Payment of Invoice, Florio Perrucci Steinhardt and Fader, NJ Legal Counsel	14
23.	Invitation for Comments from the Public	14
24.	Scheduling of the January 29, 2018 Meeting	14
25.	Adjournment	15 - 16

DELAWARE RIVER JOINT TOLL BRIDGE COMMISSION

Meeting of December 18, 2017

CALL TO ORDER

The Regular Monthly Meeting of the Delaware River Joint Toll Bridge Commission was called to Order at the New Hope Executive Offices, 2492 River Road, New Hope, PA. 18938-9519, on Monday, December 18, 2017 at 10:35 a.m. pursuant to notice properly forwarded to each member in compliance with the by-laws. Michael Lavery, Chairman, presided at this meeting. The Commissioners met in Executive Session to discuss legal and personnel matters prior to this meeting.

APPEARANCES

COMMISSION MEMBERS:

Hon. Wadud Ahmad (Pennsylvania)
Hon. Lori Ciesla (New Jersey)
Hon. John Christy (Pennsylvania)
Hon. Daniel Grace (Pennsylvania)
Hon. Pamela Janvey (Pennsylvania)
Hon. Yuki Moore Laurenti (New Jersey) (Via Conference Call)
Hon. Michael Lavery (New Jersey)
Hon. Geoffrey S. Stanley (New Jersey)
Hon. Garrett Van Vliet (New Jersey)

COMMISSION MEMBER ABSENT

Hon. Miriam Huertas (Pennsylvania)

COMMISSION COUNSEL:

Katy Fina, Florio, Perrucci, Steinhardt & Fader, New Jersey
Shelley Smith, Archer Law, Pennsylvania
Jonathan Bloom, Stradley, Ronon, Stevens & Young Pennsylvania
John Casey, Chiesa Shahinian & Giantomasi, New Jersey

GOVERNORS REPRESENTATIVES:

Mary Maples, NJ Authorities Unit
Chelsea Guzowski, PA Governor's Office
Nedia Ralston, PA Governor's Office

COMMISSION STAFF MEMBERS:

Joseph J. Resta, Executive Director
Sean Hill, Deputy Executive Director of Operations
Roy Little, Chief Engineer

DELAWARE RIVER JOINT TOLL BRIDGE COMMISSION

Meeting of December 18, 2017

James Petrino, Chief Financial Officer
Joseph Donnelly, Deputy Executive Director of Communications
Arnold Conoline, Chief Administrative Officer
Stephen Cathcart, Comptroller
Wendy Reading, Director of Administrative Services
Joanna Cruz, Human Resources Director
Julio Guridy, Director of Contract Compliance
Jodee Inscho, Director of Community Affairs
Arne Larsen, Insurance Manager

PROFESSIONAL ASSOCIATES

Eric Styers, Bellevue Communications Consultant

OTHERS:

Richard Flanagan, Former DRJTBC Employee

ROLL CALL

Joseph Resta, Executive Director, in his capacity as Secretary for this Meeting called the roll:

NEW JERSEY

Michael Lavery	Yes
Yuki Moore Laurenti	Yes
Geffrey Stanley	Yes
Garrett Van Vliet	Yes
Lori Ciesla	Yes

PENNSYLVANIA

Wadud Ahmad	Yes
Daniel Grace	Yes
Pamela Janvey	Yes
John Christy	Yes
Miriam Huertas	Absent

At the conclusion thereof, reported that there was a quorum present-there being four members present from the Commonwealth of Pennsylvania and five members present from the State of New Jersey.

WELCOMING REMARKS OF CHAIRMAN

Chairman Lavery welcomed those persons whose identities are set forth hereinabove under "Appearances".

INTRODUCE ANY COMMENTS FROM THE PUBLIC

Chairman Lavery addressed the meeting and invited any comments from the public on items pertaining to today's Agenda. No questions were presented.

DELAWARE RIVER JOINT TOLL BRIDGE COMMISSION

Meeting of December 18, 2017

EXECUTIVE DIRECTORS REPORT

Joseph Resta, Executive Director, addressed the meeting and said;

“Thank you, Mr. Chairman. Christmas is a week away and Commission maintenance crews already have handled three system-wide winter storm events. Each of these has been a low-accumulation snowfall. Forecasters predict that a La Nina atmospheric pattern this winter will cause more of these low-volume snow events in the weeks and months ahead. Regardless of how the winter unfolds, our crews are at the ready in all three operational districts;

“Looking ahead to 2018, next year’s operating and capital program budgets are on the agenda for consideration today. Together, these budgets will guide the Commission in fulfilling its service mission to the public over the course of the next year. Today’s action will culminate months of preparation and review by staff and Commissioners. There are a lot of people to credit, but I particularly want to thank Comptroller Steve Cathcart and Accounting Staff for constructing the operating budget and making all the refinements that arose during the review process. Likewise, I want to recognize Chief Engineer Roy Little and his staff for their work on the capital plan. Finally, I want to thank the Commissioners for their engagement in this process. Our Commissioners serve without compensation and it takes an extraordinary amount of time on their part to review the various budget drafts, the corresponding spread sheets, and the array of back-up documents;

“Today’s agenda also includes an additional important action item for the coming year: the renewal of the Commission’s business insurance policies. The 2018 package involves 14 different lines of coverage, including general liability, bridge and flood coverage, and environmental insurance. While our business insurance costs have been trending downward in recent years, the Commission’s 2018 coverage is projected to increase by about \$40,000 over this year’s property and liability coverage. Two factors are at work here, first, potential opportunities for premium reductions are disappearing in the wake of the losses arising from hurricanes Harvey, Irma and Maria this year, Second, we are expanding our insurance plan to include cyber liability coverage – a relatively new form of insurance that covers network security breaches, privacy liability, business interruptions, and a variety of other untoward situations. Our insurance broker, Aon Risk Services, warns that it takes months and sometimes years for the final costs of catastrophes to be assessed, settled and tabulated. Fitch Ratings has warned that the insurance industry’s losses from 2017 could reach \$190 billion. This could lead to a “Hard Market” of higher premiums as the global reinsurance sector’s entire premium base gets wiped out by payouts for 2017’s catastrophes;

DELAWARE RIVER JOINT TOLL BRIDGE COMMISSION

Meeting of December 18, 2017

“Moving to our capital program, two of our current projects are winding down while work on a third project is ramping up for the winter. Travel lane closures associated with the I-78 Bridges and Approach Slabs Rehabilitation Project were lifted last Wednesday. The project’s remaining work activities for 2017 will wrap up on Friday, at which time the contractor will be on hiatus through the winter holiday period. The contractor expects to reevaluate the potential for resuming work activities on or about January 8. Construction activities for the replacement of lighting components on the Lower Trenton Toll-Supported Bridge’s “Trenton Makes, The World Takes” sign are expected to be substantially complete this week. An official lighting of the sign, however, remains several weeks away – at the earliest. The sign, which has been fully outfitted with a new energy-efficient, state-of-the-art LED light system, must undergo 30 days of testing and calibration. Once that is completed, training will be provided for Commission employees authorized to operate the new lighting system. In light of those activities and the onset of the coldest winter weather, we may need to postpone an official relighting ceremony until warmer temperatures make their return in March. Finally, work on the Scudder Falls Bridge Replacement Project is steadily intensifying despite the onset of cold temperatures and periodic snow. Work is currently taking place at approximately 10 separate sites in the 4.4-mile long project area. Meanwhile, the pace of construction on the upstream span of the replacement bridge is continuing from both sides of the river. Two major all-day concrete pours for the new bridge span occurred this month at land-based bridge piers in Pennsylvania and New Jersey. Over 100 truckloads of concrete were placed for these massive foundations. Work on the new bridge’s New Jersey and Pennsylvania abutments also is progressing. And out in the Delaware, the first in-river pier is nearing the point where the rebar framework for the footing can be completed for a major concrete pour either late this week or early next week. Within a month or two, enough substructure work may be completed to allow for construction of the first elements of the new bridge’s steel superstructure. In the short-term, all travel lanes in the project area will be open for the upcoming Christmas holiday weekend. Project-related travel restrictions are to be lifted no later than 6 a.m. Friday and not resume until after noon on Tuesday, Dec. 26;

“Looking ahead to the approaching Christmas weekend, we could have yet another busy holiday travel period if there is favorable weather. As always, please enjoy the safest of holidays and please drive carefully.”

APPROVAL OF MINUTES FOR COMMISSION MEETING HELD NOVEMBER 20, 2017

R: 3419-12-17- ADM-01-12-17

Chairman Lavery addressed the meeting and requested the adoption of a Resolution approving the Minutes of the Commission Meeting held November 20, 2017.

DELAWARE RIVER JOINT TOLL BRIDGE COMMISSION

Meeting of December 18, 2017

At the conclusion of the review, Commissioner Grace moved and Vice Chairman Ahmad seconded the adoption of the following Resolution:

"RESOLVED, by the Delaware River Joint Toll Bridge Commission at its Regular Meeting assembled this 18th day of December, 2017, that the Minutes of the Regular Commission Meeting held on November 20, 2017 be and the same hereby are approved."

Chairman Lavery invited any questions on the Resolution. No questions were presented and the Resolution was unanimously adopted.

APPROVAL OF OPERATIONS REPORT FOR THE MONTH OF NOVEMBER 2017

R: 3420-12-17- ADM-02-12-17

Chairman Lavery addressed the meeting and asked if there were any questions on any of the reports contained in the "Operations Report".

At the conclusion of the review, Commissioner Janvey moved and Commissioner Van Vliet seconded the adoption of the following Resolution:

"RESOLVED, by the Delaware River Joint Toll Bridge Commission at its Regular Meeting assembled this 18th day of December, 2017, that the Operations Report, which reflects Commission activity for the month of November 2017 are hereby approved."

Chairman Lavery then invited any questions on the Resolution. No questions were presented and the Resolution was unanimously adopted.

APPROVAL OF THE 2018 OPERATING BUDGET

R: 3421-12-17- FIN-01-12-17

Chairman Lavery addressed the meeting and asked the Commission Members if, after their review, there were any questions.

At the conclusion of the review, Commissioner Janvey moved and Commissioner Grace seconded the adoption of the following Resolution:

"RESOLVED, by the Delaware River Joint Toll Bridge Commission at its Regular Meeting assembled this 18th day of December, 2017, that the Commission

"RESOLVED, that the Commission adopt the 2018 Operating Budget; and

"WHEREAS, the said Final Draft Budget for 2018 was transmitted to the Commission Members prior to the conduct of this Meeting; and

DELAWARE RIVER JOINT TOLL BRIDGE COMMISSION

Meeting of December 18, 2017

"WHEREAS, the preparation of the Final Draft of the Proposed Budget for 2018, as distributed to the Commission was preceded by analysis of matters pertinent to such Budget; and

"WHEREAS, the Commission's Chairman, Michael Lavery, complied with the spirit, as well as the letter of the Commission's By-Laws, by appointing all of the Commission Members from both the State of New Jersey and the Commonwealth of Pennsylvania, as, the Commission's 'Executive Committee' to review the said Budget for 2018; and

"WHEREAS, the Members of the Commission from the State of New Jersey, Yuki Moore Laurenti, Geoffrey Stanley, Garrett Van Vliet, Lori Ciesla and Chairman Michael Lavery along with the Members of the Commonwealth of Pennsylvania, Daniel Grace, Pamela Janvey, Miriam Huertas, John Christy and Vice Chairman Wadud Ahmad, have met the responsibilities while functioning as the Commission's 'Executive Committee' and have thoroughly reviewed the aforementioned Final Draft of the said 2018 Budget supported by narrative details and schedules contained in the 2018 Budget, have satisfied themselves that such Budget, as presented contains all pertinent ramifications associated with the operation of the Commission are therein; and

"WHEREAS, such Members of the Commission, while functioning as the 'Executive Committee,' note and approve the 2018 Operating Budget in the amount of \$68,234,952 in addition, state herein, for the public record, satisfaction that such Budget, in such amount is set forth in its entirety and supported in all respects, by the details which are attached to such Budget; and

"NOW THEREFORE, BE IT RESOLVED, by the Delaware River Joint Toll Bridge Commission, at its Regular Meeting assembled this 18th day of December, 2017, that it hereby approves the 2018 Operating Budget in the amount of \$68,234,952 and

"AND BE IT FURTHER RESOLVED, The arrangements detailed in the support of the 2018 Budget, set forth the 2018 Gross Salary by department, as well as fringe benefits previously approved by the Commission for each authorized employee, and provides the basis for the figures contained in the Budget items and respectively entitled, (a) 'Salaries and Wages;' (b) 'Overtime Wages;' (c) 'Pension Contributions;' and (e) 'Group Insurance,' as embodied in the aforementioned 2018 Budget shown on Pages of the said Supplement; and

"AND BE IT FURTHER RESOLVED, that the adoption of the said 2018 Operating Budget additionally authorizes its implementation, in behalf of the Commission, by the Executive Director, Joseph J. Resta, and such implementation is to be applicable and effective commencing January 1, 2018; and

DELAWARE RIVER JOINT TOLL BRIDGE COMMISSION

Meeting of December 18, 2017

"AND BE IT FURTHER RESOLVED, that the Commission identifies the Operating Fund as the source of funds required for any and all disbursements occasioned as an outgrowth of execution of the authorities contained herein."

Chairman Lavery and Commissioner Ciesla requested to be recorded as casting a no vote for this resolution.

Chairman Lavery then invited any further questions or comments on the Resolution. No questions were presented and the Resolution was adopted, with 3 affirmative votes from the State of New Jersey and 4 affirmative votes from the State of Pennsylvania.

APPROVAL OF 2018-2019 CAPITAL PLAN

R: 3422-12-17- FIN-02-12-17

Chairman Lavery addressed the meeting and asked the Commission Members if, after their review, there were any questions.

At the conclusion of the review, Commissioner Van Vliet moved and Commissioner Stanley seconded the adoption of the following Resolution:

RESOLVED, by the Delaware River Joint Toll Bridge Commission, at its Regular Meeting assembled this 18th day of December 2017 that the Commission, adopts the 2018-2019 Capital Plan in the amount of \$384,911,060; and

RESOLVED: Identify the General Reserve Fund as the source of funds required

Chairman Lavery then invited any further questions on the Resolution. No questions were presented and the Resolution was unanimously adopted.

UNITED FIBER & DATA, LLC LICENSE AGREEMENT FOR UTILITY CROSSING OF NEW HOPE-LAMBERTVILLE TOLL SUPPORTED BRIDGE

R: 3423-12-17- FIN-03-12-17

Chairman Lavery addressed the meeting and asked the Commission Members if, after their review, there were any questions.

At the conclusion of the review, Vice Chairman Ahmad moved and Commissioner Van Vliet seconded the adoption of the following Resolution:

"RESOLVED, by the Delaware River Joint Toll Bridge Commission at its Regular Meeting assembled this 18th Day of December 2017 that the Commission via this Resolution approves the utility crossing License Agreement with United Fiber & Data, LLC, a Pennsylvania limited liability company, for their installation of one (1) Innerduct, in a Commission-owned conduit,

DELAWARE RIVER JOINT TOLL BRIDGE COMMISSION

Meeting of December 18, 2017

crossing of the New Hope-Lambertville Toll-supported Bridge and the adjacent property of the Delaware River Joint Toll Bridge Commission. The full annual revenue during the initial five-year term of this Agreement is \$17,191.62; and

“RESOLVED, the revenue generated is to be deposited into General Ledger Account 4600, Other Income; and

“RESOLVED, the Executive Director is hereby authorized to approve and execute all necessary contracts on behalf of the Commission.”

Chairman Lavery then invited any further questions or comments on the Resolution. No questions were presented and the Resolution unanimously adopted.

APPROVAL OF WORKERS COMPENSATION RENEWAL-PLAN YEAR 12-31-17 – 12-31-18

R: 3424-12-17- INS-01-12-17

Chairman Lavery addressed the meeting and asked the Commission Members if, after their review, there were any questions.

At the conclusion of the review, Commissioner Van Vliet moved and Commissioner Janvey seconded the adoption of the following Resolution:

“RESOLVED, by the Delaware River Joint Toll Bridge Commission at its Regular Meeting assembled this 18th day of December, 2017, that the Commission via this resolution approves AON as Broker of Record for Workers’ Compensation Coverage; and

“RESOLVED, authorizes the Executive Director to affect the purchase of Workers’ Compensation insurance coverage from PMA on a pre-funded large deductible program with cash collateral for policy year commencing December 31, 2017 to December 31, 2018.”

Chairman Lavery then invited any further questions or comments on the Resolution. No questions were presented and the Resolution was unanimously adopted.

RENEWAL OF PROPERTY AND LIABILITY INSURANCE POLICIES

R: 3425-12-17- INS-02-12-17

Chairman Lavery addressed the meeting and asked the Commission Members if, after their review, there were any questions.

At the conclusion of the review, Vice Chairman Ahmad moved and Commissioner Grace seconded the adoption of the following Resolution

DELAWARE RIVER JOINT TOLL BRIDGE COMMISSION

Meeting of December 18, 2017

"RESOLVED, by the Delaware River Joint Toll Bridge Commission at its Regular Meeting assembled this 18th day of December, 2017, that the Commission via this resolution authorizes the renewal of the following property and liability insurance policies with the carriers recommended by Aon at the rates identified in their presentation December 13, 2017 for the term December 31, 2017 through December 31, 2018:

- Bridge Property (Primary and Excess)including Flood
- Buildings, Contents and Contractors Equipment
- Boiler and Machinery
- Excess Flood
- General Liability
- Commercial Auto Liability and Physical Damage
- Umbrella and Excess Liability
- Directors and Officers Liability and Employment Practices
Liability (Primary and Excess)
- Crime
- Fiduciary Liability
- Professional Liability
- Environmental Liability
- Business Travel Accident
- Cyber Liability (New Proposed Coverage)

RESOLVED: that the Commission authorizes the Executive Director to affect the renewal of the aforementioned property and liability insurance policies

Commissioner Ciesla addressed the meeting and requested to be recording as abstaining from voting on the Bridge Property Primary Insurance portion of this Resolution and have recused myself from any deliberation on the Property potion of this issue.

Chairman Lavery then invited any furthers questions or comments on the Resolution. No questions were presented and the Resolution was adopted.

AWARD CONSTRUCTION CONTRACT TTS-723A ON CALL BEAM GUIDE RAIL AND ATTENUATOR REPLACEMENT TO J. FLETCHER CREAMER & SONS

R: 3426-12-17- ENG-01-12-17

Chairman Lavery addressed the Meeting and asked the Commission Members if, after their review, there were any questions.

At the conclusion of the review, Commissioner Van Vliet moved and Vice Chairman Ahmad seconded the adoption of the following Resolution:

DELAWARE RIVER JOINT TOLL BRIDGE COMMISSION

Meeting of December 18, 2017

“RESOLVED, by the Delaware River Joint Toll Bridge Commission at its Regular Meeting assembled this 18th day of December 2017, via this Resolution that the Commission award the construction Contract No. TTS-723A, On Call Beam Guide Rail And Attenuator Replacement to the lowest responsible bidder, J. Fletcher Creamer & Son, Inc. of Hackensack NJ, in the amount of \$1,376,666.00; and

“RESOLVED, identify the Operating or General Reserve Fund, as appropriate case-by-case, as the source of funds required for payment of any invoices; and

“RESOLVED, the Executive Director is hereby authorized to approve and execute all necessary contracts on behalf of the Commission.”

Chairman Lavery then invited any further questions or comments on the Resolution. No questions were presented and the Resolution was unanimously adopted.

APPROVE SALE OF BRIDGE TENDER HOUSE

R: 3427-12-17- PROP-01-12-17

Chairman Lavery addressed the Meeting and asked the Commission Members if, after their review, there were any questions.

At the conclusion of the review, Commissioner Stanley moved and Vice Chairman Wadud seconded the adoption of the following Resolution:

“RESOLVED, by the Delaware River Joint Toll Bridge Commission at its Regular Meeting assembled this 18th day of December, 2017, via this resolution authorizes the Executive Director to pursue negotiations with TF Partners LP, a Pennsylvania limited partnership, or its nominee (an affiliate of the entity that owns the Black Bass Hotel) for the sale of the real estate commonly known as the “Bridge Tender’s House” in Lumberville, Solebury Township, Bucks County, Pennsylvania, including the existing building and improvements thereon, to for a price yet to be determined, subject to a reservation of easements to allow the Commission uninterrupted access to the property to facilitate any repair, rehabilitation, maintenance or replacement work deemed necessary for the Lumberville-Raven Rock Bridge, its appurtenances, foundation components and underlying geology. The sale is to be structured as part of a like-kind exchange under Section 1031 of the Internal Revenue Code, conditioned upon Buyer having closed on the sale of the Mountainside Delaware Riverfront Property, Point Pleasant, Tinicum and Plumstead Townships, Bucks County, Pennsylvania to Plumstead Township for use by the Township as public park land.”

Chairman Lavery then invited any further questions or comments on the Resolution. No questions were presented and the Resolution was unanimously adopted.

DELAWARE RIVER JOINT TOLL BRIDGE COMMISSION

Meeting of December 18, 2017

APPROVAL OF RETIREMENT HEALTH BENEFITS FOR RAYMOND KERR, CUSTODIAL WORKER I, NEW HOPE-LAMBERTVILLE TOLL BRIDGE

R: 3428-12-17- PER-01-12-17

Chairman Lavery addressed the Meeting and asked the Commission Members if, after their review, there were any questions.

At the conclusion of the review, Commissioner Janvey moved and Commissioner Stanley seconded the adoption of the following Resolution:

"RESOLVED, by the Delaware River Joint Toll Bridge Commission at its Regular Meeting assembled this 18th day of December, 2017, that subject to applicable practices and procedures, the Commission approves the provision of retirement benefits to Raymond Kerr who is to retire on March 2, 2018."

Chairman Lavery then invited any questions on the Resolution. No questions were presented and the Resolution was unanimously adopted.

APPROVAL OF RETIREMENT HEALTH BENEFITS FOR DANIEL PASCIULLO, FOREMAN OF MAINTENANCE, NEW HOPE-LAMBERTVILLE TOLL BRIDGE

R: 3429-12-17- PER-02-12-17

Chairman Lavery addressed the Meeting and asked the Commission Members if, after their review, there were any questions.

At the conclusion of the review, Vice Chairman Ahmad moved and Commissioner Janvey seconded the adoption of the following Resolution:

"RESOLVED, by the Delaware River Joint Toll Bridge Commission at its Regular Meeting assembled this 18th day of December, 2017, that subject to applicable practices and procedures, the Commission approves the provision of retirement benefits to Daniel Pasciullo who is to retire on March 30, 2018."

Chairman Lavery then invited any questions on the Resolution. No questions were presented and the Resolution was unanimously adopted.

DELAWARE RIVER JOINT TOLL BRIDGE COMMISSION

Meeting of December 18, 2017

APPROVAL OF RETIREMENT HEALTH BENEFITS FOR ERIC BROCKMANN, MAINTENANCE WORKER I, EASTON-PHILLIPSBURG TOLL BRIDGE

R: 3430-12-17- PER-03-12-17

Chairman Lavery addressed the Meeting and asked the Commission Members if, after their review, there were any questions.

At the conclusion of the review, Commissioner Van Vliet moved and Vice Chairman Ahmad seconded the adoption of the following Resolution:

"RESOLVED, by the Delaware River Joint Toll Bridge Commission at its Regular Meeting assembled this 18th day of December, 2017, that subject to applicable practices and procedures, the Commission approves the provision of retirement benefits to Eric Brockmann who is to retire on April 6, 2018."

Chairman Lavery then invited any questions on the Resolution. No questions were presented and the Resolution was unanimously adopted.

APPROVAL FOR PAYMENT OF INVOICES STRADLEY RONON, PA LABOR COUNSEL

R: 3431-12-17- ACCT -01-12-17

Chairman Lavery addressed the Meeting and asked the Commission Members if, after their review, there were any questions.

At the conclusion of the review, Commissioner Van Vliet moved and Commissioner Grace seconded the adoption of the following Resolution:

"RESOLVED, by the Delaware River Joint Toll Bridge Commission at its Regular Meeting assembled this 18th day of December, 2017, via this Resolution, authorizes payment of invoices #17111959, #17111960 and #17111961 in the total amount of \$8,064.45 Professional Services Rendered to Stradley Ronon, PA Labor Counsel; and

"RESOLVED: identifying the Operating Fund as the source of funds required for any and all disbursements."

Chairman Lavery then invited any questions on the Resolution. No questions were presented and the Resolution was unanimously adopted.

DELAWARE RIVER JOINT TOLL BRIDGE COMMISSION

Meeting of December 18, 2017

APPROVAL FOR PAYMENT OF INVOICES ARCHER LAW, PA LEGAL COUNSEL

R: 3432-12-17- ACCT -02-12-17

Chairman Lavery addressed the Meeting and asked the Commission Members if, after their review, there were any questions.

At the conclusion of the review, Commissioner Van Vliet moved and Commissioner Grace seconded the adoption of the following Resolution:

“RESOLVED, by the Delaware River Joint Toll Bridge Commission at its Regular Meeting assembled this 18th day of December, 2017, via this Resolution authorizes payment of invoices #4103205, #4103203, #4103206, #4103204, #4103240, #4103242 and #4103241 in the total amount due of \$25,442.00 for Professional Services Rendered ; and

“RESOLVED, identifying the Operating Fund as the source of funds required for any and all disbursements.”

Chairman Lavery then invited any questions on the Resolution. No questions were presented and the Resolution was unanimously adopted.

APPROVAL FOR PAYMENT OF INVOICES CHIESA SHAHINIAN & GIANTOMASI, NJ LABOR COUNSEL

R: 3433-12-17- ACCT -03-12-17

Chairman Lavery addressed the Meeting and asked the Commission Members if, after their review, there were any questions.

At the conclusion of the review, Commissioner Van Vliet moved and Commissioner Grace seconded the adoption of the following Resolution:

“RESOLVED, by the Delaware River Joint Toll Bridge Commission at its Regular Meeting assembled this 18th day of December, 2017, via this Resolution authorizes payment of invoices number #362101, and #361907 in the total amount due of \$7,545.64 for professional services rendered to Chiesa, Shahinian & Giantomasi, New Jersey Labor Counsel ; and

“RESOLVED: identifying the Operating Fund as the source of funds required for any and all disbursements.”

Chairman Lavery then invited any questions on the Resolution. No questions were presented and the Resolution was unanimously adopted.

DELAWARE RIVER JOINT TOLL BRIDGE COMMISSION

Meeting of December 18, 2017

APPROVAL FOR PAYMENT OF INVOICES

FLORIO, PERRUCCI, STEINHARDT AND FADER, NJ LEGAL COUNSEL

R: 3434-12-17- ACCT -04-12-17

Chairman Lavery addressed the Meeting and asked the Commission Members if, after their review, there were any questions.

At the conclusion of the review, Vice Chairman Ahmad moved and Commissioner Grace seconded the adoption of the following Resolution:

“RESOLVED, by the Delaware River Joint Toll Bridge Commission at its Regular Meeting assembled this 18th day of December, 2017, via this Resolution authorizes payment of invoices #141365, #141368 and #141366 in the total amount due of \$3,666.10 for Capital and Non-Capital Professional Services to Florio, Perrucci, Steinhardt and Fader, NJ Legal Counsel; and

“RESOLVED, identifying the Operating Fund as the source of funds required for any and all disbursements.”

Chairman Lavery then invited any questions on the Resolution. No questions were presented and the Resolution was unanimously adopted.

INVITE ANY FURTHER COMMENTS

Chairman Lavery invited any Comments from the public. No comments were presented

SCHEDULING OF THE JANUARY 29, 2018 MEETING

Chairman Lavery addressed the Meeting and stated that the Commission's next meeting will be held Monday, January 29, 2018.

The Meeting will be called to Order at 10:30 a.m. in the Boardroom at the New Hope Executive Offices, New Hope Pennsylvania 18938-9519.

Chairman Lavery assured the Commission Members that an “Official Notice of Meeting” would be forwarded to each and every Member of the Commission.

ADJOURNMENT


Chairman Lavery invited a motion for Adjournment.

Commissioner Janvey then moved that the Meeting be adjourned and Commissioner Grace seconded the motion. The voice vote was unanimously affirmative and the Meeting was adjourned at 10:50 am, Monday, December 18, 2017.

DELAWARE RIVER JOINT TOLL BRIDGE COMMISSION

Meeting of December 18, 2017

Prepared and submitted by:



WENDY READING
Assistant Secretary Treasurer to the Commission

Approved by:



JOSEPH J. RESTA
Executive Director

DELAWARE RIVER JOINT TOLL BRIDGE COMMISSION

Meeting of December 18, 2017

FINANCE

The following Pages reflect the reports on those items assigned to the Finance Department. Each item is reported separately and page numbered accordingly.

DELAWARE RIVER JOINT TOLL BRIDGE COMMISSION

Meeting of December 18, 2017

SUBJECT	DESCRIPTION	PAGE NUMBER
Accounting	Status of Cash Balances at November 30, 2017	1
Accounting	Status of Bond Retirement at November 30, 2017	2
Accounting	Status of Investments at November 30, 2017	3-7
Accounting	Status of Toll Traffic and Revenue & Toll Supported Traffic Month of November 2017 Compared with Month of November 2016	8-21
Accounting	Statistical Summary of Expenditures on Toll Bridges and Toll Supported Bridges Accounts for the Period November 1, 2017 through November 30, 2017	22-34
Accounting	Statement of Revenue and Expenses: Eleven Months Period ending November 30, 2017	35

DELAWARE RIVER JOINT TOLL BRIDGE COMMISSION

Meeting of December 18, 2017

**There follows Cash Balances of the Commission at November 30, 2017 for the
information and review of the Members:**

COMMISSION CASH DEPOSITS

Wells Fargo Bank, N. A.

Revenue Fund	2,088,612
Payroll Fund	60,797
Insurance Clearing Account	750,000
TOTAL	\$ 2,899,409

CASH DEPOSIT GUARANTEES

Wells Fargo Bank	PA ACT 72	FULL BALANCE
-------------------------	------------------	---------------------

DELAWARE RIVER JOINT TOLL BRIDGE COMMISSION

Meeting of December 18, 2017

STATUS OF BRIDGE REVENUE BONDS AT NOVEMEBR 30, 2017

	SERIES 2005A			SERIES 2007B			SERIES 2012A			SERIES 2012B			SERIES 2015			SERIES 2017			Total	
Maturity	Yield	Principal Amount	Maturities & Calls	Yield	Principal Amount	Maturities & Calls	Yield	Principal Amount	Maturities & Calls	Yield	Principal Amount	Maturities & Calls	Yield	Principal Amount	Maturities & Calls	Yield	Principal Amount	Maturities & Calls	Average Yield	Remaining Outstanding
7/1/2005	2.35%	\$ 330,000	\$ 330,000		N/A															-
7/1/2006	2.50%	895,000	895,000		N/A															-
7/1/2007	2.76%	930,000	930,000		N/A															-
7/1/2008	2.90%	965,000	965,000	4.23%	\$ 3,350,000	\$ 3,350,000														-
7/1/2009	3.06%	1,005,000	1,005,000	4.23%	3,350,000	3,350,000														-
7/1/2010	3.23%	1,045,000	1,045,000	4.23%	3,650,000	3,650,000														-
7/1/2011	3.39%	1,095,000	1,095,000	4.23%	3,850,000	3,850,000														-
7/1/2012	3.53%	1,150,000	1,150,000	4.23%	3,950,000	3,950,000														-
7/1/2013	3.66%	1,210,000	1,210,000	4.23%	4,200,000	4,200,000	0.35%	4,435,000	4,435,000	0.60%	3,430,000	3,430,000								-
7/1/2014	3.76%	5,000,000	5,000,000	4.23%	4,350,000	4,350,000		N/A		1.01%	3,360,000	3,360,000								-
7/1/2015	3.85%	5,220,000	5,220,000	4.23%	4,450,000	4,450,000		N/A		1.30%	3,385,000	3,385,000								-
7/1/2016	3.96%	5,540,000	5,540,000	4.23%	4,800,000	4,800,000	0.85%	1,030,000	1,030,000	1.61%	3,440,000	3,440,000								-
7/1/2017	4.02%	5,835,000	5,835,000	4.23%	4,950,000	4,950,000	1.09%	1,065,000	1,065,000	1.84%	3,490,000	3,490,000								-
7/1/2018	4.04%	6,155,000	1,565,000	4.23%	5,250,000		1.35%	1,100,000		2.18%	3,560,000								3.45%	14,500,000
7/1/2019	4.09%	6,480,000	1,645,000	4.23%	5,450,000		1.61%	1,145,000			N/A		1.47%	2,410,000					3.48%	13,840,000
7/1/2020	4.13%	6,840,000	1,735,000	4.23%	5,650,000		1.90%	1,195,000			N/A		1.62%	2,540,000		1.00%	945,000		3.39%	15,435,000
7/1/2021	4.14%	1,825,000	1,825,000	4.23%	5,950,000		2.14%	6,825,000			N/A		1.86%	2,540,000		1.00%	875,000		2.80%	16,190,000
7/1/2022	4.19%	1,920,000	1,920,000	4.23%	6,250,000		2.33%	4,000,000			N/A		2.10%	2,695,000		1.81%	1,740,000		3.03%	14,685,000
7/1/2022							2.33%	3,165,000			N/A								2.33%	3,165,000
7/1/2023	4.23%	2,020,000	2,020,000	4.23%	6,550,000		2.50%	7,445,000			N/A		2.34%	2,795,000		2.03%	1,865,000		3.04%	18,655,000
7/1/2024	4.35%	2,125,000	2,125,000	4.23%	6,800,000		2.60%	7,815,000			N/A		2.43%	2,935,000		2.31%	1,970,000		3.11%	19,520,000
7/1/2025	4.35%	2,235,000	2,235,000	4.23%	7,150,000		2.67%	8,205,000			N/A		2.55%	3,015,000		2.52%	1,070,000		3.22%	19,440,000
7/1/2026	4.67%	2,345,000	2,345,000	4.23%	7,450,000		2.73%	5,000,000			N/A		2.73%	3,180,000					3.44%	15,630,000
7/1/2026							3.01%	3,620,000			N/A								3.01%	3,620,000
7/1/2027	4.67%	2,450,000	2,450,000	4.23%	7,800,000		3.06%	7,015,000	1,210,000		N/A		3.10%	4,540,000		2.80%	20,000		3.57%	18,165,000
7/1/2027							3.12%	2,000,000			N/A								3.12%	2,000,000
7/1/2028	4.67%	2,560,000	2,560,000	4.23%	8,200,000		3.17%	9,355,000			N/A		3.28%	3,380,000		2.95%	35,000		3.60%	20,970,000
7/1/2029	4.67%	2,675,000	2,675,000	4.23%	8,550,000		3.21%	1,345,000			N/A		3.04%	3,480,000		3.08%	8,380,000		3.53%	21,755,000
7/1/2030	4.67%	2,795,000	2,795,000	4.23%	8,900,000		3.27%	1,385,000			N/A		3.10%	3,670,000		3.19%	8,845,000		3.59%	22,800,000
7/1/2031	N/A			4.23%	9,350,000			N/A			N/A		3.14%	3,785,000		3.27%	10,765,000		3.62%	23,900,000
7/1/2032	N/A			4.23%	9,800,000			N/A			N/A		3.55%	545,000		3.35%	14,735,000		3.70%	25,080,000
7/1/2033	N/A				N/A			N/A			N/A		3.56%	10,595,000		3.41%	15,715,000		3.47%	26,310,000
7/1/2034	N/A				N/A			N/A			N/A		3.60%	11,020,000		3.47%	16,500,000		3.52%	27,520,000
7/1/2035	N/A				N/A			N/A			N/A		3.64%	11,460,000		3.52%	17,325,000		3.57%	28,785,000
7/1/2036	N/A				N/A			N/A			N/A		3.73%	11,920,000		3.56%	18,190,000		3.63%	30,110,000
7/1/2037	N/A				N/A			N/A			N/A			N/A		3.59%	22,015,000		3.59%	22,015,000
7/1/2038	N/A				N/A			N/A			N/A			N/A		3.64%	23,115,000		3.64%	23,115,000
7/1/2039	N/A				N/A			N/A			N/A			N/A		3.64%	24,270,000		3.64%	24,270,000
7/1/2040	N/A				N/A			N/A			N/A			N/A		3.64%	25,485,000		3.64%	25,485,000
7/1/2041	N/A				N/A			N/A			N/A			N/A		3.64%	26,760,000		3.64%	26,760,000
7/1/2042	N/A				N/A			N/A			N/A			N/A		3.64%	28,100,000		3.64%	28,100,000
7/1/2043	N/A				N/A			N/A			N/A			N/A		3.69%	15,930,000		3.69%	15,930,000
7/1/2043	N/A				N/A			N/A			N/A			N/A		4.04%	13,575,000		4.04%	13,575,000
7/1/2044	N/A				N/A			N/A			N/A			N/A		3.69%	16,590,000		3.69%	16,590,000
7/1/2044	N/A				N/A			N/A			N/A			N/A		4.04%	14,255,000		4.04%	14,255,000
7/1/2045	N/A				N/A			N/A			N/A			N/A		3.69%	17,275,000		3.69%	17,275,000
7/1/2045	N/A				N/A			N/A			N/A			N/A		4.04%	14,965,000		4.04%	14,965,000
7/1/2046	N/A				N/A			N/A			N/A			N/A		3.69%	17,990,000		3.69%	17,990,000
7/1/2046	N/A				N/A			N/A			N/A			N/A		4.04%	15,715,000		4.04%	15,715,000
7/1/2047	N/A				N/A			N/A			N/A			N/A		3.69%	18,745,000		3.69%	18,745,000
7/1/2047	N/A				N/A			N/A			N/A			N/A		4.04%	16,490,000		4.04%	16,490,000
		\$ 72,645,000	\$58,115,000		\$150,000,000	\$ 40,900,000		\$ 77,145,000	\$ 7,740,000		\$ 20,665,000	\$ 17,105,000		\$ 86,505,000	\$ -		\$ 430,250,000	\$ -		\$ 713,350,000

Footnote:

2012 Series Bonds Refunded remaining balance of 2003A Series and \$30,795,000 of the 2005A Series Bonds.
 2015 Series Bonds Refunded \$86,505,000 of the 2007A Series Bonds.



Delaware River
Joint Toll Bridge
Commission

DRJTBC

Delaware River Joint TBC
Purchases Report
Sorted by Fund - Maturity Date
November 1, 2017 - November 30, 2017

CUSIP	Investment #	Fund	Sec. Type	Issuer	Original Par Value	Purchase Date	Payment Periods	Principal Purchased	Accrued Interest at Purchase	Rate at Purchase	Maturity Date	YTM	Ending Book Value
General Reserve Fund													
912828XF2	10523	01GRF	TRC	FHLB	9,000,000.00	11/15/2017	12/15 - 06/15	8,986,289.04	42,325.82	1.125	06/15/2018	1.388	8,987,323.83
912828XK1	10526	01GRF	TRC	FHLB	5,000,000.00	11/30/2017	01/15 - 07/15	4,980,859.38	16,408.25	0.875	07/15/2018	1.492	4,980,943.70
912828WLO	10525	01GRF	TRC	FHLB	5,000,000.00	11/30/2017	05/31 - 11/30	4,962,031.25		1.500	05/31/2019	1.744	4,982,064.10
Subtotal					19,000,000.00			18,949,179.67	58,732.07				18,850,331.63
Construction Fund 2017													
912828XK1	10529	06CF17	TRC	FHLB	10,000,000.00	11/30/2017	01/15 - 07/15	9,961,718.75	32,812.50	0.875	07/15/2018	1.492	9,961,887.39
912828K82	10527	06CF17	TRC	FHLB	15,000,000.00	11/30/2017	02/15 - 08/15	14,943,750.00	43,614.13	1.000	08/15/2018	1.533	14,943,968.02
912828C3	10524	06CF17	TRC	FHLB	5,000,000.00	11/15/2017	02/28 - 08/31	4,970,703.13	7,976.52	0.750	08/31/2018	1.501	4,972,229.01
912828T42	10528	06CF17	TRC	FHLB	20,000,000.00	11/30/2017	03/31 - 09/30	19,860,937.50	25,137.36	0.750	09/30/2018	1.594	19,861,394.94
Subtotal					50,000,000.00			49,737,109.38	109,540.51				49,739,479.36
Total Purchases					69,000,000.00			68,686,289.05	168,272.58				68,689,810.99

3



Delaware River
Joint Toll Bridge
Commission

Delaware River Joint TBC
Investment Classification
Sorted by Fund - Maturity Date
November 30, 2017

DRJTBC

CUSIP	Investment #	Fund	Issuer	Investment Class	Par Value	YTM	Maturity Date	Market Price	Market Date	Market Value	Book Value	Reported Value
Debt Service Fund												
38145C752	10113	01DSF	Goldman Sachs IIa Fed Port	Amort	537,305.14	0.141		100.000	11/30/2017	537,305.14	537,305.14	537,305.14
Subtotal					537,305.14	0.141				537,305.14	537,305.14	537,305.14
General Reserve Fund												
38145C752	10115	01GRF	Goldman Sachs IIa Fed Port	Amort	0.00	0.822		100.000	11/30/2017	0.00	0.00	0.00
PAINVEST	10050	01GRF	PA Invest	Amort	5,138,106.92	1.134		100.000	11/30/2017	5,138,106.92	5,138,106.92	5,138,106.92
PAINVEST	10462	01GRF	PA Invest	Amort	14,339,576.98	1.134		100.000	11/30/2017	14,339,576.98	14,339,576.98	14,339,576.98
3137EADX4	10396	01GRF	Federal Home Loan Mtg Corp	Fair	5,000,000.00	0.731	12/15/2017	99.994	11/30/2017	4,999,700.00	5,000,518.89	4,999,700.00
912828UE8	10455	01GRF	U.S. Treasury	Fair	10,000,000.00	0.974	12/31/2017	99.967	11/30/2017	9,996,700.00	9,998,171.54	9,996,700.00
8923A1AC5	10484	01GRF	TOYOTA Motor Credit CP	Fair	6,000,000.00	1.354	01/12/2018	99.123	11/30/2017	5,947,420.02	5,990,760.00	5,947,420.02
3130A8RY1	10391	01GRF	Federal Home Loan Bank	Fair	6,000,000.00	0.738	01/19/2018	99.940	11/30/2017	5,996,400.00	6,000,076.51	5,996,400.00
912828P20	10485	01GRF	Federal Home Loan Bank	Fair	9,000,000.00	1.022	01/31/2018	99.919	11/30/2017	8,992,710.00	8,995,938.93	8,992,710.00
912828P20	10479	01GRF	Federal Home Loan Bank	Fair	1,000,000.00	1.070	01/31/2018	99.919	11/30/2017	999,190.00	999,469.52	999,190.00
1247P3B19	10495	01GRF	Cafco LLC	Fair	3,500,000.00	1.409	02/01/2018	99.346	11/30/2017	3,477,133.35	3,491,561.12	3,477,133.35
19121BB73	10420	01GRF	Coca Cola	Fair	6,000,000.00	1.237	02/07/2018	98.803	11/30/2017	5,928,206.70	5,986,286.67	5,928,206.70
912828UR9	10464	01GRF	Federal Home Loan Bank	Fair	9,500,000.00	1.033	02/28/2018	99.866	11/30/2017	9,487,270.00	9,493,474.84	9,487,270.00
89119BCF1	10486	01GRF	Toronto Dominion	Fair	1,500,000.00	1.442	03/15/2018	99.036	11/30/2017	1,485,540.21	1,493,911.67	1,485,540.21
912828Q45	10416	01GRF	U.S. Treasury	Fair	6,000,000.00	0.963	03/31/2018	99.840	11/30/2017	5,990,400.00	5,998,276.66	5,990,400.00
3137EAEA3	10401	01GRF	Federal Home Loan Mtg Corp	Fair	10,000,000.00	0.870	04/09/2018	99.766	11/30/2017	9,976,600.00	9,995,725.95	9,976,600.00
912828Q94	10494	01GRF	Federal Home Loan Bank	Fair	7,000,000.00	1.190	04/30/2018	99.735	11/30/2017	6,981,450.00	6,987,392.07	6,981,450.00
68328HEJ9	10501	01GRF	Ontario Teachers Finan	Fair	6,000,000.00	1.477	05/18/2018	98.976	11/30/2017	5,938,616.64	5,959,399.98	5,938,616.64
3135G0WJ8	10400	01GRF	Federal National Mtg Assn	Fair	10,000,000.00	0.877	05/21/2018	99.728	11/30/2017	9,972,800.00	9,999,835.48	9,972,800.00
912828VE7	10500	01GRF	Federal Home Loan Bank	Fair	7,500,000.00	1.205	05/31/2018	99.778	11/30/2017	7,483,200.00	7,492,396.80	7,483,200.00
912828XF2	10523	01GRF	Federal Home Loan Bank	Fair	9,000,000.00	1.388	06/15/2018	99.822	11/30/2017	8,983,980.00	8,987,323.83	8,983,980.00
912828R93	10417	01GRF	Federal Home Loan Bank	Fair	6,000,000.00	1.051	06/30/2018	99.516	11/30/2017	5,970,960.00	5,985,332.54	5,970,960.00
912828XK1	10526	01GRF	Federal Home Loan Bank	Fair	5,000,000.00	1.492	07/15/2018	99.612	11/30/2017	4,980,600.00	4,980,943.70	4,980,600.00
912828S68	10418	01GRF	Federal Home Loan Bank	Fair	6,000,000.00	1.089	07/31/2018	99.494	11/30/2017	5,969,640.00	5,986,622.94	5,969,640.00
9128282C3	10419	01GRF	Federal Home Loan Bank	Fair	6,000,000.00	1.118	08/31/2018	99.391	11/30/2017	5,963,460.00	5,983,690.25	5,963,460.00
3130A9AC5	10403	01GRF	Federal Home Loan Bank	Fair	10,000,000.00	1.100	09/21/2018	99.589	11/30/2017	9,958,900.00	10,000,000.00	9,958,900.00
3133EFKW6	10380	01GRF	Federal Farm Credit Bank	Fair	1,103,000.00	1.029	10/26/2018	99.052	11/30/2017	1,092,543.56	1,102,803.90	1,092,543.56
3134GASE5	10405	01GRF	Federal Home Loan Mtg Corp	Fair	7,000,000.00	1.050	10/26/2018	99.380	11/30/2017	6,956,600.00	7,000,000.00	6,956,600.00
3134GAXX7	10406	01GRF	Federal Home Loan Mtg Corp	Fair	2,500,000.00	1.187	11/30/2018	99.233	11/30/2017	2,480,825.00	2,498,130.21	2,480,825.00

Delaware River Joint TBC
Investment Classification
November 30, 2017

Page 2

CUSIP	Investment #	Fund	Issuer	Investment Class	Par Value	YTM	Maturity Date	Market Price	Market Date	Market Value	Book Value	Reported Value
General Reserve Fund												
3134GAYQ1	10415	01GRF	Federal Home Loan Mtg Corp	Fair	9,100,000.00	1.118	12/05/2018	99.372	11/30/2017	9,042,852.00	9,096,549.58	9,042,852.00
912828U99	10493	01GRF	Federal Home Loan Bank	Fair	7,000,000.00	1.304	12/31/2018	99.522	11/30/2017	6,966,540.00	6,995,912.04	6,966,540.00
912828N63	10414	01GRF	U.S. Treasury	Fair	9,000,000.00	1.198	01/15/2019	99.380	11/30/2017	8,942,400.00	8,992,737.09	8,942,400.00
3135G0J53	10508	01GRF	Federal National Mtg Assn	Fair	3,000,000.00	1.486	02/26/2019	99.092	11/30/2017	2,972,760.00	2,982,410.36	2,972,760.00
3133782M2	10518	01GRF	Federal Home Loan Bank	Fair	5,000,000.00	1.579	03/08/2019	99.718	11/30/2017	4,985,900.00	4,994,834.12	4,985,900.00
3130ACL93	10516	01GRF	Federal Home Loan Bank	Fair	5,000,000.00	1.517	04/26/2019	99.431	11/30/2017	4,971,550.00	4,998,831.02	4,971,550.00
912828VL0	10525	01GRF	Federal Home Loan Bank	Fair	5,000,000.00	1.744	05/31/2019	99.618	11/30/2017	4,980,900.00	4,982,064.10	4,980,900.00
3130ACJ96	10510	01GRF	Federal Home Loan Bank	Fair	5,000,000.00	1.551	06/28/2019	99.494	11/30/2017	4,974,700.00	4,996,056.06	4,974,700.00
9128282T6	10509	01GRF	U.S. Treasury	Fair	3,000,000.00	1.507	08/31/2019	99.106	11/30/2017	2,973,180.00	2,986,761.37	2,973,180.00
3130ACLX0	10517	01GRF	Federal Home Loan Bank	Fair	6,000,000.00	1.625	10/30/2019	99.625	11/30/2017	5,977,500.00	6,000,000.00	5,977,500.00
Subtotal					233,180,683.90	1.178				232,276,811.38	232,911,883.64	232,276,811.38
Operating Fund												
38145C752	10108	01OF	Goldman Sachs Ila Fed Port	Amort	28,711.44	0.141		100.000	11/30/2017	28,711.44	28,711.44	28,711.44
912828P20	10477	01OF	Federal Home Loan Bank	Fair	5,295,000.00	1.070	01/31/2018	99.919	11/30/2017	5,290,711.05	5,292,191.11	5,290,711.05
Subtotal					5,323,711.44	1.064				5,319,422.49	5,320,902.55	5,319,422.49
Reserve Maintenance Fund												
38145C752	10106	01RMF	Goldman Sachs Ila Fed Port	Amort	20,204.46	0.141		100.000	11/30/2017	20,204.46	20,204.46	20,204.46
912828P20	10476	01RMF	Federal Home Loan Bank	Fair	3,770,000.00	1.070	01/31/2018	99.919	11/30/2017	3,766,946.30	3,768,000.09	3,766,946.30
Subtotal					3,790,204.46	1.065				3,787,150.76	3,788,204.55	3,787,150.76
Scudder Falls Insurance Reserv												
38145C752	10506	01SFIR	Goldman Sachs Ila Fed Port	Amort	383.40	0.001		100.000	11/30/2017	383.40	383.40	383.40
9128282K5	10507	01SFIR	U.S. Treasury	Fair	4,054,000.00	1.270	07/31/2019	99.652	11/30/2017	4,039,892.08	4,060,965.21	4,039,892.08
Subtotal					4,054,383.40	1.269				4,040,275.48	4,061,348.61	4,040,275.48
Debt Service Reserve 2005A												
38145C752	10110	05DSRF05	Goldman Sachs Ila Fed Port	Amort	4,114.88	0.141		100.000	11/30/2017	4,114.88	4,114.88	4,114.88
912828P20	10478	05DSRF05	Federal Home Loan Bank	Fair	1,000,000.00	1.070	01/31/2018	99.919	11/30/2017	999,190.00	999,469.52	999,190.00
3133EFKW6	10379	05DSRF05	Federal Farm Credit Bank	Fair	1,991,000.00	1.030	10/26/2018	99.052	11/30/2017	1,972,125.32	1,990,646.02	1,972,125.32
Subtotal					2,995,114.88	1.042				2,975,430.20	2,994,230.42	2,975,430.20
Capitalized Interest Acc 2017												
38145C752	10423	06CAPINT1	Goldman Sachs Ila Fed Port	Amort	67,288.61	0.141		100.000	11/30/2017	67,288.61	67,288.61	67,288.61
912828UE8	10430	06CAPINT1	U.S. Treasury	Fair	17,230,000.00	0.939	12/31/2017	99.967	11/30/2017	17,224,314.10	17,227,343.24	17,224,314.10

Data Updated: ~REPORT~: 12/04/2017 12:19
Run Date: 12/04/2017 - 12:19

Portfolio DRJ
AP
IC (PRF_IC) 7.1.1
Report Ver. 7.3.2

Delaware River Joint TBC
Investment Classification
November 30, 2017

Page 3

CUSIP	Investment #	Fund	Issuer	Investment Class	Par Value	YTM	Maturity Date	Market Price	Market Date	Market Value	Book Value	Reported Value
Subtotal					17,297,288.61	0.935				17,291,602.71	17,294,631.85	17,291,602.71
Construction Fund 2017												
38145C752	10424	06CF17	Goldman Sachs Ila Fed Port	Amort	0.00	0.001		100.000	11/30/2017	0.00	0.00	0.00
PAINVEST	10463	06CF17	PA Invest	Amort	15,322,033.08	1.134		100.000	11/30/2017	15,322,033.08	15,322,033.08	15,322,033.08
17177LZF4	10497	06CF17	CIESCO LLC	Fair	10,000,000.00	1.325	12/15/2017	99.563	11/30/2017	9,956,366.70	9,994,866.67	9,956,366.70
912828N55	10475	06CF17	Federal Home Loan Bank	Fair	20,000,000.00	1.023	12/31/2017	99.987	11/30/2017	19,997,400.00	19,999,620.45	19,997,400.00
912828P20	10483	06CF17	Federal Home Loan Bank	Fair	40,000,000.00	1.070	01/31/2018	99.919	11/30/2017	39,967,600.00	39,978,780.79	39,967,600.00
59157UBL3	10503	06CF17	METLIFE	Fair	19,000,000.00	1.357	02/20/2018	99.445	11/30/2017	18,894,550.00	18,942,287.50	18,894,550.00
05253CC53	10496	06CF17	Aust & NZ Banking Group	Fair	13,000,000.00	1.419	03/05/2018	99.237	11/30/2017	12,900,831.71	12,953,156.67	12,900,831.71
06417KCE7	10502	06CF17	Bank of Nova Scotia NY CP	Fair	3,000,000.00	1.419	03/14/2018	99.334	11/30/2017	2,980,025.01	2,987,897.50	2,980,025.01
89119BCF1	10487	06CF17	Toronto Dominion	Fair	4,000,000.00	1.442	03/15/2018	99.036	11/30/2017	3,961,440.56	3,983,764.45	3,961,440.56
19121BDB2	10498	06CF17	Coca Cola	Fair	10,000,000.00	1.396	04/11/2018	99.108	11/30/2017	9,910,844.40	9,950,511.11	9,910,844.40
89233HDK7	10504	06CF17	TOYOTA Motor Credit CP	Fair	9,000,000.00	1.482	04/19/2018	99.168	11/30/2017	8,925,174.99	8,949,265.00	8,925,174.99
89233HEM2	10505	06CF17	TOYOTA Motor Credit CP	Fair	14,000,000.00	1.517	05/21/2018	99.019	11/30/2017	13,862,671.62	13,900,915.00	13,862,671.62
86960KF15	10499	06CF17	Svenska Handelsbanken	Fair	15,000,000.00	1.495	06/01/2018	98.889	11/30/2017	14,833,356.30	14,888,904.17	14,833,356.30
912828XK1	10529	06CF17	Federal Home Loan Bank	Fair	10,000,000.00	1.492	07/15/2018	99.612	11/30/2017	9,961,200.00	9,961,887.39	9,961,200.00
912828S68	10490	06CF17	Federal Home Loan Bank	Fair	10,000,000.00	1.239	07/31/2018	99.494	11/30/2017	9,949,400.00	9,967,880.25	9,949,400.00
912828K82	10527	06CF17	Federal Home Loan Bank	Fair	15,000,000.00	1.533	08/15/2018	99.615	11/30/2017	14,942,250.00	14,943,968.02	14,942,250.00
9128282C3	10524	06CF17	Federal Home Loan Bank	Fair	5,000,000.00	1.501	08/31/2018	99.391	11/30/2017	4,969,550.00	4,972,229.01	4,969,550.00
912828T42	10528	06CF17	Federal Home Loan Bank	Fair	20,000,000.00	1.594	09/30/2018	99.289	11/30/2017	19,857,800.00	19,861,394.94	19,857,800.00
3137EAED7	10513	06CF17	Federal Home Loan Mtg Corp	Fair	5,000,000.00	1.464	10/12/2018	99.328	11/30/2017	4,966,400.00	4,974,802.83	4,966,400.00
912828T83	10522	06CF17	Federal Home Loan Bank	Fair	15,000,000.00	1.465	10/31/2018	99.186	11/30/2017	14,877,900.00	14,902,952.69	14,877,900.00
912828U99	10492	06CF17	Federal Home Loan Bank	Fair	10,000,000.00	1.303	12/31/2018	99.522	11/30/2017	9,952,200.00	9,994,307.47	9,952,200.00
3137EADZ9	10512	06CF17	Federal Home Loan Mtg Corp	Fair	6,000,000.00	1.548	04/15/2019	99.134	11/30/2017	5,948,040.00	5,965,676.22	5,948,040.00
3130ACL93	10519	06CF17	Federal Home Loan Bank	Fair	3,000,000.00	1.599	04/26/2019	99.431	11/30/2017	2,982,930.00	2,995,752.34	2,982,930.00
912828ST8	10489	06CF17	Federal Home Loan Bank	Fair	10,000,000.00	1.338	04/30/2019	99.319	11/30/2017	9,931,900.00	9,987,644.54	9,931,900.00
912828R44	10521	06CF17	Federal Home Loan Bank	Fair	13,000,000.00	1.552	05/15/2019	98.764	11/30/2017	12,839,320.00	12,873,825.34	12,839,320.00
3130ABF92	10514	06CF17	Federal Home Loan Bank	Fair	6,000,000.00	1.528	05/28/2019	99.421	11/30/2017	5,965,260.00	5,986,532.26	5,965,260.00
3130ADB6	10520	06CF17	Federal Home Loan Bank	Fair	14,000,000.00	1.600	06/21/2019	99.017	11/30/2017	13,862,380.00	13,897,561.76	13,862,380.00
3130ACJ96	10511	06CF17	Federal Home Loan Bank	Fair	5,000,000.00	1.597	06/28/2019	99.494	11/30/2017	4,974,700.00	4,992,551.72	4,974,700.00
3137EAEB1	10515	06CF17	Federal Home Loan Mtg Corp	Fair	6,000,000.00	1.572	07/19/2019	98.486	11/30/2017	5,909,160.00	5,932,906.30	5,909,160.00
912828TH3	10491	06CF17	Federal Home Loan Bank	Fair	10,000,000.00	1.342	07/31/2019	98.569	11/30/2017	9,856,900.00	9,923,681.44	9,856,900.00
Subtotal					335,322,033.08	1.374				333,259,584.37	333,987,556.91	333,259,584.37

Clearing Fund 2017

38145C752	10422	06CLEAR17	Goldman Sachs Ila Fed Port	Amort	199,824.97	0.141		100.000	11/30/2017	199,824.97	199,824.97	199,824.97
-----------	-------	-----------	----------------------------	-------	------------	-------	--	---------	------------	------------	------------	------------

Data Updated: ~REPORT~: 12/04/2017 12:19
Run Date: 12/04/2017 - 12:19

Portfolio DRJ
AP
IC (PRF_IC) 7.1.1
Report Ver. 7.3.2

Delaware River Joint TBC
Investment Classification
November 30, 2017

Page 4

CUSIP	Investment #	Fund	Issuer	Investment Class	Par Value	YTM	Maturity Date	Market Price	Market Date	Market Value	Book Value	Reported Value
				Subtotal	199,824.97	0.141				199,824.97	199,824.97	199,824.97
Debt Service Reserve Fund 12A												
38145C752	10260	06DSRF12A	Goldman Sachs IIa Fed Port	Amort	2,102.21	0.141		100.000	11/30/2017	2,102.21	2,102.21	2,102.21
912828P20	10480	06DSRF12A	Federal Home Loan Bank	Fair	1,015,000.00	1.070	01/31/2018	99.919	11/30/2017	1,014,177.85	1,014,461.56	1,014,177.85
3133EFKW6	10381	06DSRF12A	Federal Farm Credit Bank	Fair	1,866,000.00	1.030	10/26/2018	99.052	11/30/2017	1,848,310.32	1,865,668.24	1,848,310.32
				Subtotal	2,883,102.21	1.043				2,864,590.38	2,882,232.01	2,864,590.38
Debt Service Reserve Fund 2015												
38145C752	10349	06DSRF15	Goldman Sachs IIa Fed Port	Amort	0.00	0.130		100.000	11/30/2017	0.00	0.00	0.00
912828P20	10481	06DSRF15	Federal Home Loan Bank	Fair	4,730,000.00	1.070	01/31/2018	99.919	11/30/2017	4,726,168.70	4,727,490.83	4,726,168.70
3133EFKW6	10382	06DSRF15	Federal Farm Credit Bank	Fair	3,000,000.00	1.030	10/26/2018	99.052	11/30/2017	2,971,560.00	2,999,466.63	2,971,560.00
				Subtotal	7,730,000.00	1.054				7,697,728.70	7,726,957.46	7,697,728.70
Debt Service Reserve Fund 2017												
38145C752	10425	06DSRF17	Goldman Sachs IIa Fed Port	Amort	119,450.20	0.141		100.000	11/30/2017	119,450.20	119,450.20	119,450.20
912828P20	10482	06DSRF17	Federal Home Loan Bank	Fair	30,645,000.00	1.070	01/31/2018	99.919	11/30/2017	30,620,177.55	30,628,743.44	30,620,177.55
				Subtotal	30,764,450.20	1.066				30,739,627.75	30,748,193.64	30,739,627.75
				Total	644,078,102.29	1.263				640,989,354.33	642,453,271.75	640,989,354.33

DELAWARE RIVER JOINT TOLL BRIDGE COMMISSION
Meeting of December 18, 2017
TOLL TRAFFIC AND REVENUE STATISTICS (November, 2017)

Summary: The Commission experienced an increase in total toll revenue for November 2017 in comparison to the November 2016 traffic and revenue statistics. Total toll traffic also reflected an increase for the month of November. [It should be noted that 2016 was a leap year, and that Year-to-Date totals for 2017 reflect one less day].

Analysis of November 2017 / November 2016 toll revenue data comparison:

- An overall toll revenue increase of 1.87 percent was recorded at the Commission's seven toll bridges for the month.
- Commercial-vehicle toll revenue reflected a 2.47 percent increase.
- Passenger-vehicle toll revenue generated a 0.17 percent increase.

Analysis of November 2017 / November 2016 traffic data comparison:

- Total toll traffic increased by 5,747 vehicles, or 0.17 percent for the month.
- Commercial-vehicle traffic increased by 2,473 vehicles, or 0.53 percent.
- Passenger-vehicle toll traffic increased by 3,274 vehicles, or 0.11 percent.
- Average daily toll traffic for the Commission's seven toll bridges for November 2017 was 111,564 total vehicles as compared to 111,373 total vehicles in November 2016.
- Total recorded westbound traffic volume at the eleven vehicular toll supported bridges for November 2017 increased by 27,047 vehicles, or 1.05 percent when compared to November 2016. Average daily westbound traffic at these bridges for November 2017 was 86,361 vehicles as compared to 85,460 for November 2016.

Traffic analysis for 2017 YTD:

- Total YTD toll traffic for the seven toll bridges is reflecting a 0.88 percent increase through the first eleven months of 2017 as compared to the same period in 2016. This has generated a 2.46% increase in total toll revenue for YTD 2017.
- Westbound traffic on the eleven toll supported bridges is reflecting a 0.68 percent increase through the first eleven months of 2017 as compared to last year.

DISTRICT REVIEW

District 1

Total toll traffic at Trenton-Morrisville (TM) for November 2017 reflected a 3.22 percent increase compared to November 2016 as the result of the increase of 13,749 cars and the decrease of 723 trucks. At New Hope-Lambertville (NHL), an increase of 3,109 cars combined with a decrease of 1,523 trucks to generate an overall increase in total toll traffic of 0.97 percent for the month of November 2017 as compared to November 2016.

District II

The I-78 Toll Bridge experienced a decrease of 0.59 percent in total toll traffic for the month of November 2017 compared to November 2016 as the result of the decrease of 13,884 cars and the increase of 7,925 trucks. At the Easton-Phillipsburg (EP) Toll Bridge, decreases of 1,875 passenger vehicles and 3,815 trucks combined to generate a 1.29 percent decrease in total toll traffic for November 2017.

District III

Portland-Columbia (PC) experienced a 1.89 percent increase in total toll traffic during November 2017 as a result of the increase of 2,947 automobiles and the decrease of 984 trucks compared to November 2016. At the Delaware Water Gap (DWG) Toll Bridge, the decrease of 1,643 passenger vehicles and the increase of 2,013 trucks combined to generate an overall increase of 0.05 percent in total toll traffic for November 2017 as compared to November 2016. At Milford-Montague (MM), an increase of 871 cars and a decrease of 420 trucks combined to produce a 0.44 percent increase in total toll traffic for the month of November 2017.

E-ZPass Penetration Rates

The table below provides a comparison of the E-ZPass penetration rates for the Commission's seven (7) toll bridges for the months of November, 2017 and November, 2016, and the year-to-date periods ending November 30, 2017 and November 30, 2016.

		<i>E-ZPass</i> PENETRATION RATES					
		NOV. 2017	NOV. 2016	Change in Monthly Percentage	YTD 2017	YTD 2016	Change in YTD Percentage
All Toll Bridges	Cars	68.87	65.08	3.79	67.18	64.10	3.08
	Trucks	86.97	85.76	1.21	86.16	85.24	0.92
	Total	71.40	67.96	3.44	69.80	66.97	2.83
Trenton - Morrisville	Cars	63.12	64.00	-0.88	65.72	62.64	3.08
	Trucks	84.60	90.22	-5.62	88.82	90.05	-1.23
	Total	64.56	65.81	-1.25	67.28	64.46	2.82
New Hope - Lambertville	Cars	79.83	79.73	0.10	80.99	78.43	2.56
	Trucks	77.87	83.39	-5.52	82.02	83.14	-1.12
	Total	79.73	79.95	-0.22	81.05	78.73	2.32
I-78	Cars	65.40	65.81	-0.41	67.82	64.89	2.93
	Trucks	75.68	85.51	-9.83	85.71	84.98	0.73
	Total	68.04	70.68	-2.64	72.37	69.78	2.59
Easton - Phillipsburg	Cars	68.73	65.83	2.90	67.15	65.34	1.81
	Trucks	73.13	83.08	-9.95	80.06	83.02	-2.96
	Total	65.25	66.85	-1.60	67.84	66.42	1.42
Portland - Columbia	Cars	59.94	60.67	-0.73	61.45	59.45	2.00
	Trucks	77.46	87.70	-10.24	86.27	86.60	-0.33
	Total	61.18	62.88	-1.70	63.22	61.49	1.73
Delaware Water Gap	Cars	61.96	63.01	-1.05	65.10	62.36	2.74
	Trucks	71.90	85.22	-13.32	83.79	84.53	-0.74
	Total	63.49	66.37	-2.88	67.92	65.61	2.31
Milford - Montague	Cars	60.71	59.07	1.64	60.82	58.36	2.46
	Trucks	64.91	78.73	-13.82	73.44	79.94	-6.50
	Total	60.82	59.64	1.18	61.15	59.00	2.15

DELAWARE RIVER JOINT TOLL BRIDGE COMMISSION

ALL TOLL BRIDGES

COMPARATIVE STATEMENT OF TOLL TRAFFIC AND REVENUE

NOVEMBER 2017

JANUARY 1, 2016 NOVEMBER 30, 2016 335 DAYS		JANUARY 1, 2017 NOVEMBER 30, 2017 334 DAYS		VEHICLE CLASS	MONTH OF NOVEMBER 2017 30 DAYS		MONTH OF NOVEMBER 2016 30 DAYS	
NUMBER OF VEHICLES	TOTAL REVENUE	NUMBER OF VEHICLES	TOTAL REVENUE		NUMBER OF VEHICLES	TOTAL REVENUE	NUMBER OF VEHICLES	TOTAL REVENUE
32,424,826	\$ 32,622,720.00	32,617,076	\$ 32,842,131.00	Passenger	2,878,591	\$ 2,894,921.00	2,875,317	\$ 2,891,094.00
-	(1,300,120.14)	-	(1,189,752.23)	Discounts *	-	(120,240.25)	-	(121,169.15)
32,424,826	\$ 31,322,599.86	32,617,076	\$ 31,652,378.77	TOTAL PASSENGER	2,878,591	\$ 2,774,680.75	2,875,317	\$ 2,769,924.85
830,466	5,353,758.15	772,960	4,977,194.30	2-Axle Trucks	56,264	362,110.45	74,595	480,662.65
372,704	4,410,627.60	462,601	5,471,430.00	3-Axle Trucks	44,690	528,391.20	36,574	432,027.60
415,555	6,525,220.80	475,778	7,482,704.00	4-Axle Trucks	47,227	743,275.20	35,401	555,307.20
3,379,124	66,184,506.00	3,419,481	67,009,086.00	5-Axle Trucks	310,307	6,084,390.00	309,102	6,048,978.00
95,045	2,203,173.60	102,058	2,374,238.41	6-Axle Trucks	9,588	223,456.80	9,428	218,769.60
7,930	220,510.00	4,256	117,587.60	7-Axle Trucks	260	7,204.40	760	20,897.60
24	1,481.60	1	88.30	Permits	-	-	3	264.90
5,100,848	\$ 84,899,277.75	5,237,135	\$ 87,432,328.61	TOTAL TRUCKS	468,336	\$ 7,948,828.05	465,863	\$ 7,756,907.55
37,525,674	\$ 116,221,877.61	37,854,211	\$ 119,084,707.38	TOTAL TOLL VEHICLES	3,346,927	10,723,508.80	3,341,180	10,526,832.40
112,017	\$ 346,930.98	113,336	\$ 356,541.04	DAILY AVERAGE	111,564	\$ 357,450.29	111,373	\$ 350,894.41
Rate Change				Rate Change				
Traffic (toll)				Traffic (toll)				0.17%
Autos				Autos				0.11%
Trucks				Trucks				0.53%
Revenue				Revenue				1.87%
Autos				Autos				0.17%
Trucks				Trucks				2.47%

* Discounts represents rebates for commuter discounts earned when a customer crosses the Commission's bridges 20 times in a 35 day period, and Commission vehicle's non-revenue crossings.

NOTE: YTD traffic and revenue totals have been positively affected by the Jan. 21, 2017 closure of the Delaware River Turnpike Bridge.

NOTE: 2016 was a leap year. YTD statistics reflect one less day.

DELAWARE RIVER JOINT TOLL BRIDGE COMMISSION

TRENTON - MORRISVILLE TOLL BRIDGE

COMPARATIVE STATEMENT OF TOLL TRAFFIC AND REVENUE

NOVEMBER 2017

JANUARY 1, 2016 NOVEMBER 30, 2016 335 DAYS		JANUARY 1, 2017 NOVEMBER 30, 2017 334 DAYS		MONTH OF NOVEMBER 2017 30 DAYS		MONTH OF NOVEMBER 2016 30 DAYS		
NUMBER OF VEHICLES	TOTAL REVENUE	NUMBER OF VEHICLES	TOTAL REVENUE	VEHICLE CLASS	NUMBER OF VEHICLES	TOTAL REVENUE	NUMBER OF VEHICLES	TOTAL REVENUE
7,719,303	\$ 7,743,088.00	8,095,697	\$ 8,127,736.00	Passenger	700,176	\$ 702,453.00	686,427	\$ 688,482.00
	(286,131.09)		(246,939.84)	Discounts *		(25,257.59)		(26,950.98)
7,719,303	\$ 7,456,956.91	8,095,697	\$ 7,880,796.16	TOTAL PASSENGER	700,176	\$ 677,195.41	686,427	\$ 661,531.02
210,787	1,360,880.30	187,863	1,082,082.95	2-Axle Trucks	10,788	69,678.70	19,469	125,719.75
87,272	1,040,685.60	106,097	1,262,622.00	3-Axle Trucks	11,581	137,692.80	9,326	111,067.20
86,178	1,362,484.80	97,880	1,548,689.60	4-Axle Trucks	8,494	134,628.80	7,854	124,139.20
161,397	3,162,950.00	215,107	4,223,402.00	5-Axle Trucks	19,028	373,616.00	14,021	274,630.00
1,004	23,558.40	1,964	46,106.41	6-Axle Trucks	127	3,007.20	84	1,987.20
79	2,810.80	199	5,643.60	7-Axle Trucks	13	364.00	-	-
2	5.00			Permits			-	
546,719	\$ 6,953,374.90	588,910	\$ 8,168,546.56	TOTAL TRUCKS	50,031	\$ 718,987.50	50,754	\$ 637,543.35
8,266,022	\$ 14,410,331.81	8,684,607	\$ 16,049,342.72	TOTAL TOLL VEHICLES	750,207	\$ 1,396,182.91	737,181	\$ 1,299,074.37
24,675	\$ 43,015.92	26,002	\$ 48,051.92	DAILY AVERAGE	25,007	\$ 46,539.43	24,573	\$ 43,302.48
Rate Change				Rate Change				
Traffic (toll)		5.06%		Traffic (toll)		1.77%		
Autos		4.88%		Autos		2.00%		
Trucks		7.72%		Trucks		-1.42%		
Revenue		11.37%		Revenue		7.48%		
Autos		5.68%		Autos		2.37%		
Trucks		17.48%		Trucks		12.77%		

* Discounts represents rebates for commuter discounts earned when a customer crosses the Commission's bridges 20 times in a 35 day period, and Commission vehicle's non-revenue crossings.

NOTE: YTD traffic and revenue totals have been positively affected by the Jan. 21, 2017 closure of the Delaware River Turnpike Bridge.

DELAWARE RIVER JOINT TOLL BRIDGE COMMISSION

NEW HOPE - LAMBERTVILLE TOLL BRIDGE

COMPARATIVE STATEMENT OF TOLL TRAFFIC AND REVENUE

NOVEMBER 2017

JANUARY 1, 2016 NOVEMBER 30, 2016 335 DAYS		JANUARY 1, 2017 NOVEMBER 30, 2017 334 DAYS		VEHICLE CLASS	MONTH OF NOVEMBER 2017 30 DAYS		MONTH OF NOVEMBER 2016 30 DAYS	
NUMBER OF VEHICLES	TOTAL REVENUE	NUMBER OF VEHICLES	TOTAL REVENUE		NUMBER OF VEHICLES	TOTAL REVENUE	NUMBER OF VEHICLES	TOTAL REVENUE
1,689,503	\$ 1,700,271.00	1,698,176	\$ 1,709,484.00	Passenger	157,366	\$ 158,236.00	154,257	\$ 155,169.00
	(92,665.24)		(71,404.67)	Discounts *		(7,020.41)		(8,465.05)
1,689,503	\$ 1,607,605.76	1,698,176	\$ 1,638,059.33	TOTAL PASSENGER	157,366	\$ 151,215.59	154,257	\$ 146,703.95
53,939	348,518.95	41,030	264,754.75	2-Axle Trucks	3,062	19,767.80	4,730	30,548.05
19,404	231,342.00	19,239	229,136.40	3-Axle Trucks	1,454	17,328.00	1,705	20,324.40
8,655	134,068.80	7,685	119,692.80	4-Axle Trucks	856	13,345.60	720	11,131.20
30,197	594,268.00	32,757	644,426.00	5-Axle Trucks	2,875	56,534.00	2,626	51,710.00
1,119	25,284.00	993	22,629.60	6-Axle Trucks	109	2,443.20	97	2,188.80
38	1,077.60	38	1,058.40	7-Axle Trucks	5	137.20	6	177.20
1	2.00			Permits	-	-		
113,353	\$ 1,334,561.35	101,742	\$ 1,281,697.95	TOTAL TRUCKS	8,361	\$ 109,555.80	9,884	\$ 116,079.65
1,802,856	\$ 2,942,167.11	1,799,918	\$ 2,919,757.28	TOTAL TOLL VEHICLES	165,727	\$ 260,771.39	164,141	\$ 262,783.60
5,382	\$ 8,782.59	5,389	\$ 8,741.79	DAILY	5,524	\$ 8,692.38	5,471	\$ 8,759.45
Rate Change				Rate Change				
Traffic (toll)				Traffic (toll)				
Autos				Autos				
Trucks				Trucks				
Revenue				Revenue				
Autos				Autos				
Trucks				Trucks				

* Discounts represents rebates for commuter discounts earned when a customer crosses the Commission's bridges 20 times in a 35 day period, and Commission vehicle's non-revenue crossings.

DELAWARE RIVER JOINT TOLL BRIDGE COMMISSION

178 TOLL BRIDGE

COMPARATIVE STATEMENT OF TOLL TRAFFIC AND REVENUE

NOVEMBER 2017

JANUARY 1, 2016 NOVEMBER 30, 2016 335 DAYS		JANUARY 1, 2017 NOVEMBER 30, 2017 334 DAYS		VEHICLE CLASS	MONTH OF NOVEMBER 2017 30 DAYS		MONTH OF NOVEMBER 2016 30 DAYS	
NUMBER OF VEHICLES	TOTAL REVENUE	NUMBER OF VEHICLES	TOTAL REVENUE		NUMBER OF VEHICLES	TOTAL REVENUE	NUMBER OF VEHICLES	TOTAL REVENUE
8,351,906	\$ 8,420,224.00	8,236,288	\$ 8,310,850.00	Passenger	743,658	\$ 749,383.00	757,542	\$ 763,282.00
	(332,085.40)		(353,404.36)	Discounts *		(36,181.51)		(31,287.12)
8,351,906	\$ 8,088,138.60	8,236,286	\$ 7,957,445.64	TOTAL PASSENGER	743,658	\$ 713,201.49	757,542	\$ 731,994.88
253,535	1,631,320.60	273,615	1,759,095.65	2-Axle Trucks	21,917	140,643.10	23,256	149,485.70
138,106	1,627,172.40	179,903	2,122,197.60	3-Axle Trucks	16,439	193,860.00	13,362	157,162.80
177,294	2,768,931.20	197,348	3,089,516.80	4-Axle Trucks	21,369	335,168.00	14,988	233,899.20
2,053,413	40,195,418.00	2,087,975	40,886,454.00	5-Axle Trucks	190,325	3,728,430.00	190,064	3,717,950.00
63,026	1,459,358.40	66,933	1,556,748.00	6-Axle Trucks	6,263	145,924.80	6,279	145,620.00
6,140	168,921.20	3,144	86,547.20	7-Axle Trucks	168	4,650.80	604	16,524.80
10	813.40	1	88.30	Permits			3	264.90
2,691,524	\$ 47,851,935.20	2,808,919	\$ 49,500,647.55	TOTAL TRUCKS	256,481	\$ 4,548,676.70	248,556	\$ 4,420,907.40
11,043,430	\$ 55,940,073.80	11,045,205	\$ 57,458,093.19	TOTAL TOLL VEHICLES	1,000,139	\$ 5,261,878.19	1,006,098	\$ 5,152,902.28
32,965	\$ 166,985.29	33,069	\$ 172,030.22	DAILY AVERAGE	33,338	\$ 175,395.94	33,537	\$ 171,763.41
Rate Change				Rate Change				
Traffic (toll)				Traffic (toll)				
Autos				Autos				
Trucks				Trucks				
Revenue				Revenue				
Autos				Autos				
Trucks				Trucks				

* Discounts represents rebates for commuter discounts earned when a customer crosses the Commission's bridges 20 times in a 35 day period, and Commission vehicle's non-revenue crossings.

DELAWARE RIVER JOINT TOLL BRIDGE COMMISSION

EASTON - PHILLIPSBURG TOLL BRIDGE

COMPARATIVE STATEMENT OF TOLL TRAFFIC AND REVENUE

NOVEMBER 2017

JANUARY 1, 2016 NOVEMBER 30, 2016 335 DAYS		JANUARY 1, 2017 NOVEMBER 30, 2017 334 DAYS		VEHICLE CLASS	MONTH OF NOVEMBER 2017 30 DAYS		MONTH OF NOVEMBER 2016 30 DAYS	
NUMBER OF VEHICLES	TOTAL REVENUE	NUMBER OF VEHICLES	TOTAL REVENUE		NUMBER OF VEHICLES	TOTAL REVENUE	NUMBER OF VEHICLES	TOTAL REVENUE
4,663,088	\$ 4,687,453.00	4,635,596	\$ 4,660,731.00	Passenger	414,568	\$ 416,493.00	416,443	\$ 418,165.00
	(193,684.85)		(161,457.90)	Discounts *		(16,311.03)		(18,142.89)
4,663,088	\$ 4,493,768.15	4,635,596	\$ 4,499,273.10	TOTAL PASSENGER	414,568	\$ 400,181.97	416,443	\$ 400,022.11
118,367	764,817.30	77,382	500,002.10	2-Axle Trucks	6,828	44,072.60	10,258	66,266.85
34,222	405,211.20	33,791	401,384.40	3-Axle Trucks	3,311	39,350.40	3,122	36,964.80
31,529	500,259.20	29,152	462,476.80	4-Axle Trucks	2,453	38,976.00	2,580	40,940.80
115,352	2,261,724.00	119,014	2,334,734.00	5-Axle Trucks	9,736	190,748.00	10,168	199,206.00
1,419	33,688.80	1,271	30,045.60	6-Axle Trucks	93	2,200.80	112	2,616.00
32	954.00	36	1,004.40	7-Axle Trucks	5	140.00	1	28.00
		-		Permits	-	-	-	
300,921	\$ 3,966,654.50	260,646	\$ 3,729,647.30	TOTAL TRUCKS	22,426	\$ 315,487.80	26,241	\$ 346,022.45
4,964,009	\$ 8,460,422.65	4,896,242	\$ 8,228,920.40	TOTAL TOLL VEHICLES	436,994	\$ 715,669.77	442,684	\$ 746,044.56
14,818	\$ 25,254.99	14,659	\$ 24,637.49	DAILY AVERAGE	14,566	\$ 23,855.66	14,756	\$ 24,868.15
Rate Change				Rate Change				
Traffic (toll)				Traffic (toll)				
Autos				Autos				
Trucks				Trucks				
Revenue				Revenue				
Autos				Autos				
Trucks				Trucks				

* Discounts represents rebates for commuter discounts earned when a customer crosses the Commission's bridges 20 times in a 35 day period, and Commission vehicle's non-revenue crossings.

DELAWARE RIVER JOINT TOLL BRIDGE COMMISSION

PORTLAND - COLUMBIA TOLL BRIDGE

COMPARATIVE STATEMENT OF TOLL TRAFFIC AND REVENUE

NOVEMBER 2017

JANUARY 1, 2016 NOVEMBER 30, 2016 335 DAYS		JANUARY 1, 2017 NOVEMBER 30, 2017 334 DAYS		VEHICLE CLASS	MONTH OF NOVEMBER 2017 30 DAYS		MONTH OF NOVEMBER 2016 30 DAYS	
NUMBER OF VEHICLES	TOTAL REVENUE	NUMBER OF VEHICLES	TOTAL REVENUE		NUMBER OF VEHICLES	TOTAL REVENUE	NUMBER OF VEHICLES	TOTAL REVENUE
1,095,126	\$ 1,105,454.00	1,089,572	\$ 1,099,921.00	Passenger	98,196	\$ 98,878.00	95,249	\$ 96,118.00
	(49,142.23)		(42,389.70)	Discounts *		(3,887.33)		(4,244.29)
1,095,126	\$ 1,056,311.77	1,089,572	\$ 1,057,531.30	TOTAL PASSENGER	98,196	\$ 94,990.67	95,249	\$ 91,873.71
25,027	161,823.35	16,870	109,188.30	2-Axle Trucks	1,344	8,658.65	2,295	14,857.05
9,434	112,399.20	8,641	102,888.00	3-Axle Trucks	721	8,557.20	1,105	13,179.60
23,271	371,684.80	25,570	407,424.00	4-Axle Trucks	2,393	38,107.20	2,295	36,614.40
31,149	617,064.00	32,267	637,820.00	5-Axle Trucks	2,964	58,592.00	2,721	53,804.00
266	6,364.80	423	10,108.80	6-Axle Trucks	38	909.60	23	547.20
12	353.20	16	445.20	7-Axle Trucks	1	28.00	6	168.00
-				Permits				
89,159	\$ 1,269,689.35	83,787	\$ 1,267,874.30	TOTAL TRUCKS	7,461	\$ 114,852.65	8,445	\$ 119,170.25
1,184,285	\$ 2,326,001.12	1,173,359	\$ 2,325,405.60	TOTAL TOLL VEHICLES	105,657	\$ 209,843.32	103,694	\$ 211,043.96
3,535	\$ 6,943.29	3,513	\$ 6,962.29	DAILY AVERAGE	3,522	\$ 6,994.78	3,456	\$ 7,034.80
Rate Change					Rate Change			
Traffic (toll)					Traffic (toll)			
Autos					Autos			
Trucks					Trucks			
Revenue					Revenue			
Autos					Autos			
Trucks					Trucks			

* Discounts represents rebates for commuter discounts earned when a customer crosses the Commission's bridges 20 times in a 35 day period, and Commission vehicle's non-revenue crossings.

DELAWARE RIVER JOINT TOLL BRIDGE COMMISSION

DELAWARE WATER GAP TOLL BRIDGE

COMPARATIVE STATEMENT OF TOLL TRAFFIC AND REVENUE

NOVEMBER 2017

JANUARY 1, 2016 NOVEMBER 30, 2016 335 DAYS		JANUARY 1, 2017 NOVEMBER 30, 2017 334 DAYS		VEHICLE CLASS	MONTH OF NOVEMBER 2017 30 DAYS		MONTH OF NOVEMBER 2016 30 DAYS	
NUMBER OF VEHICLES	TOTAL REVENUE	NUMBER OF VEHICLES	TOTAL REVENUE		NUMBER OF VEHICLES	TOTAL REVENUE	NUMBER OF VEHICLES	TOTAL REVENUE
7,700,734	\$ 7,750,510.00	7,685,110	\$ 7,746,549.00	Passenger	664,616	\$ 668,617.00	666,259	\$ 669,976.00
-	(296,509.64)	-	(272,506.47)	Discounts *	-	(27,792.97)	-	(27,470.63)
7,700,734	\$ 7,454,000.36	7,685,110	\$ 7,474,042.53	TOTAL PASSENGER	664,616	\$ 640,824.03	666,259	\$ 642,505.37
144,995	932,539.40	180,001	1,156,075.70	2-Axle Trucks	11,163	71,803.55	12,650	81,255.20
81,043	955,366.80	111,137	1,307,914.80	3-Axle Trucks	10,976	129,122.40	7,762	91,038.00
86,629	1,355,932.80	115,180	1,807,670.40	4-Axle Trucks	11,316	177,526.40	6,819	106,276.80
980,263	19,207,766.00	923,907	18,114,882.00	5-Axle Trucks	84,588	1,660,786.00	88,845	1,738,664.00
28,152	653,512.80	30,380	706,348.80	6-Axle Trucks	2,948	68,731.20	2,825	65,618.40
1,623	46,228.00	804	22,365.20	7-Axle Trucks	66	1,828.40	143	3,999.60
11	661.20			Permits			-	-
1,322,716	\$ 23,152,007.00	1,361,409	\$ 23,115,256.90	TOTAL TRUCKS	121,057	\$ 2,109,797.95	119,044	\$ 2,086,852.00
9,023,450	\$ 30,606,007.36	9,046,519	\$ 30,589,299.43	TOTAL TOLL VEHICLES	785,673	\$ 2,750,621.98	785,303	\$ 2,729,357.37
26,936	\$ 91,361.22	27,085	\$ 91,584.73	DAILY AVERAGE	26,189	\$ 91,687.40	26,177	\$ 90,978.58
Rate Change					Rate Change			
Traffic (toll)					Traffic (toll)			
Autos					Autos			
Trucks					Trucks			
Revenue					Revenue			
Autos					Autos			
Trucks					Trucks			

* Discounts represents rebates for commuter discounts earned when a customer crosses the Commission's bridges 20 times in a 35 day period, and Commission vehicle's non-revenue crossings.

DELAWARE RIVER JOINT TOLL BRIDGE COMMISSION

MILFORD - MONTAGUE TOLL BRIDGE

COMPARATIVE STATEMENT OF TOLL TRAFFIC AND REVENUE

NOVEMBER 2017

JANUARY 1, 2016 NOVEMBER 30, 2016 335 DAYS			JANUARY 1, 2017 NOVEMBER 30, 2017 334 DAYS			MONTH OF NOVEMBER 2017 30 DAYS			MONTH OF NOVEMBER 2016 30 DAYS			
NUMBER OF VEHICLES	TOTAL REVENUE		NUMBER OF VEHICLES	TOTAL REVENUE		VEHICLE CLASS	NUMBER OF VEHICLES	TOTAL REVENUE		NUMBER OF VEHICLES	TOTAL REVENUE	
1,205,166	\$	1,215,720.00	1,176,639	\$	1,186,880.00	Passenger	100,011	\$	100,861.00	99,140	\$	99,902.00
		(49,901.69)			(41,649.29)	Discounts *			(3,789.41)			(4,608.19)
1,205,166	\$	1,165,818.31	1,176,639	\$	1,145,230.71	TOTAL PASSENGER	100,011	\$	97,071.59	99,140	\$	95,293.81
23,816		153,858.25	16,399		105,994.85	2-Axle Trucks	1,162		7,486.05	1,937		12,530.05
3,223		38,450.40	3,793		45,286.80	3-Axle Trucks	208		2,480.40	192		2,290.80
1,999		31,859.20	2,963		47,233.60	4-Axle Trucks	346		5,523.20	145		2,305.60
7,353		145,316.00	8,454		167,368.00	5-Axle Trucks	791		15,684.00	657		13,014.00
59		1,406.40	94		2,251.20	6-Axle Trucks	10		240.00	8		192.00
6		165.20	19		523.60	7-Axle Trucks	2		56.00			
-			-			Permits	-			-		-
36,456	\$	371,055.45	31,722	\$	368,658.05	TOTAL TRUCKS	2,519	\$	31,469.65	2,939	\$	30,332.45
1,241,622	\$	1,536,873.76	1,208,361	\$	1,513,888.76	TOTAL TOLL VEHICLES	102,530	\$	128,541.24	102,079	\$	125,626.26
3,706	\$	4,587.68	3,618	\$	4,532.60	DAILY AVERAGE	3,418	\$	4,284.71	3,403	\$	4,187.54
Rate Change												
Traffic (toll)		-2.68%	Traffic (toll)			Traffic (toll)			Traffic (toll)			0.44%
Autos		-2.37%	Autos			Autos			Autos			0.88%
Trucks		-12.99%	Trucks			Trucks			Trucks			-14.29%
Revenue		-1.50%	Revenue			Revenue			Revenue			2.32%
Autos		-1.77%	Autos			Autos			Autos			1.87%
Trucks		-0.65%	Trucks			Trucks			Trucks			3.75%

* Discounts represents rebates for commuter discounts earned when a customer crosses the Commission's bridges 20 times in a 35 day period, and Commission vehicle's non-revenue crossings.

Delaware River Joint Toll Bridge Commission
Toll Supported Bridge - Westbound Traffic Counts
November 2017

Bridge	Westbound Volume					
	November 2017	November 2016	% Change	YTD 2017	YTD 2016	% Change
Lower Trenton	355,466	350,380	1.45%	4,043,959	3,861,133	4.74%
Calhoun Street	286,475	253,184	13.15%	3,245,405	2,949,931	10.02%
Scudder Falls	959,285	1,003,811	-4.44%	10,695,065	10,896,445	-1.85%
Washington Crossing	105,238	111,582	-5.69%	1,162,632	1,422,469	-18.27%
New Hope - Lambertville	214,272	181,936	17.77%	2,393,976	2,107,666	13.58%
Centre Bridge - Stockton	73,127	61,430	19.04%	823,800	707,329	16.47%
Uhlerstown - Frenchtown	69,320	64,568	7.36%	758,145	756,983	0.15%
Upper Black Eddy - Milford	55,572	54,221	2.49%	644,793	617,965	4.34%
Riegelsville	45,143	58,039	-22.22%	525,954	685,000	-23.22%
Northampton Street	365,357	355,333	2.82%	4,129,791	4,175,607	-1.10%
Riverton - Belvidere	61,583	69,306	-11.14%	759,315	806,448	-5.84%
Total	2,590,838	2,563,790	1.06%	29,182,836	28,986,976	0.68%

Notes:

Delaware River Joint Toll Bridge Commission
Toll Supported Bridge - Two Way Traffic Counts
November 2017

Bridge	Total Volume					
	November 2017	November 2016	% Change	YTD 2017	YTD 2016	% Change
Lower Trenton	444,418	444,548	-0.03%	5,155,028	5,000,733	3.09%
Calhoun Street	491,399	499,156	-1.55%	5,514,319	5,849,248	-5.73%
Scudder Falls	1,746,968	1,880,559	-7.10%	19,760,462	20,261,129	-2.47%
Washington Crossing	177,906	215,885	-17.59%	2,028,274	2,535,462	-20.00%
New Hope-Lambertville	376,271	397,668	-5.38%	4,302,539	4,505,431	-4.50%
Centre Bridge - Stockton	135,072	134,951	0.09%	1,564,279	1,548,983	0.99%
Uhlerstown - Frenchtown	140,451	126,200	11.29%	1,494,413	1,472,594	1.48%
Upper Black Eddy - Milford	102,870	109,875	-6.38%	1,199,418	1,243,643	-3.56%
Riegelsville	95,509	98,187	-2.73%	1,101,908	1,145,644	-3.82%
Northampton Street	556,951	542,444	2.67%	6,235,928	6,509,349	-4.20%
Riverton - Belvidere	143,457	127,388	12.61%	1,680,713	1,499,955	12.05%
Total	4,411,272	4,576,861	-3.62%	50,037,281	51,572,170	-2.98%

Notes:

Delaware River Joint Toll Bridge Commission
Toll Bridge - Two Way Traffic Counts
November 2017

Bridge	Total Volume (all classes)					
	November 2017	November 2016	% Change	YTD 2017	YTD 2016	% Change
Trenton - Morrisville	1,825,045	1,747,921	4.41%	20,675,679	19,686,740	5.02%
New Hope - Lambertville	391,291	371,601	5.30%	4,256,171	4,102,858	3.74%
Interstate 78	2,041,362	2,107,065	-3.12%	22,671,076	22,857,165	-0.81%
Easton - Phillipsburg	1,076,322	1,030,031	4.49%	11,917,371	11,560,712	3.09%
Portland - Columbia	221,757	235,614	-5.88%	2,594,587	2,701,799	-3.97%
Delaware Water Gap	1,518,788	1,572,395	-3.41%	17,599,418	18,025,354	-2.36%
Milford - Montague	211,711	187,750	12.76%	2,479,273	2,263,742	9.52%
Total	7,286,276	7,252,377	0.47%	82,193,575	81,198,370	1.23%

Notes:

DELAWARE RIVER JOINT TOLL BRIDGE COMMISSION

Meeting of December 18, 2017

STATISTICAL SUMMARY OF EXPENDITURES

This includes reports entitled “**Budget vs Actual**” covering the month of November 2017 and the eleven month year-to-date (“YTD”) operations of fiscal year 2017 relative to Toll Bridges, Toll Supported Bridges and Administration departments.

Total expense plus encumbrance totaled \$4,414,611 for the month of November. For the 2017 fiscal period, total expense plus encumbrances amounted to \$54,248,497 or 93.3% of the YTD operating budget.

Most of the expense line categories are within their normal line item budgets. Overtime wages are currently exceeding budget by \$55,056 or 13.2%, mainly due to a need to fill-in for a number of full-time staff vacancies. This line item is more than offset by budget surplus in Regular Employee Salaries and Part-Time Salary budgets. Professional Services are exceeding their YTD operating budget by \$129,377 or 11.0% due to higher non-retainer legal fees and investment advisor fees. And business insurance expense is exceeding the YTD budget by \$19,689 or .8% due to higher than anticipated Workers Compensation expense.

There were no unusual expense items or charges during the month of November.

Delaware River Joint Toll Bridge Commission
Budget vs Actual
For the Eleven Months Ending November 30, 2017

TOTAL COMMISSION

	Annual Budget 2017	YTD Budget 2017	Expended For The Month	Expended Year To Date	Encumbered	Remaining Annual Budget
Regular Employee Salaries	\$20,227,900	18,681,164	\$1,501,537	\$18,061,725	\$0	\$2,166,176
Part-Time Employee Wages	409,500	378,117	18,393	292,903	0	116,597
Summer Employee Wages	114,695	114,695	0	66,291	0	48,404
Overtime Wages	462,237	417,845	25,732	472,901	0	(10,663)
Pension Contributions	6,451,918	5,955,636	487,550	5,480,101	0	971,817
FICA Contributions	1,701,309	1,570,444	113,946	1,481,914	0	219,396
Regular Employee Healthcare Benefits	10,599,332	9,718,244	665,338	9,060,349	0	1,538,984
Life Insurance Benefits	174,637	160,084	14,457	161,108	0	13,530
Unemployment Compensation Benefits	45,000	45,000	0	2,922	0	42,078
Utility Expense	917,541	862,095	40,614	542,909	66,177	308,455
Office Expense	263,326	250,205	17,326	186,064	10,473	66,789
Telecommunication Expense	937,388	864,995	21,499	828,620	3,099	105,669
Information Technology Expense	597,535	561,048	76,791	464,680	17,411	115,444
Professional Development/Meetings	239,430	229,644	4,077	94,302	0	145,128
Vehicle Maintenance Expense and Fuel	470,082	464,913	16,071	267,265	83,962	118,855
Operations Maintenance Expense	1,551,474	1,487,237	82,480	870,802	292,845	387,827
ESS Operating Maintenance Expense	1,497,000	1,372,250	146,818	1,085,451	44,692	366,857
Commission Expense	22,500	20,625	2,554	18,597	0	3,903
Toll Collection Expense	77,338	75,681	6,291	61,743	200	15,395
Uniform Expense	101,456	95,614	11,003	82,650	20,996	(2,190)
Business Insurance	2,976,252	2,582,819	236,016	2,602,507	0	373,745
Licenses & Inspections Expense	11,100	9,873	674	7,740	0	3,360
Advertising	62,000	58,367	167	9,153	0	52,847
Professional Services	1,271,000	1,171,334	168,340	1,300,711	0	(29,711)
State Police Bridge Security	5,716,366	5,263,061	459,724	5,047,058	0	669,308
EZPass Equipment/Maintenance	1,327,870	1,217,214	97,042	987,651	0	340,218
General Contingency	300,000	275,000	0	0	0	300,000
EZPass Operating Expense	4,623,995	4,238,565	363,984	4,170,527	0	453,468
Total	\$63,150,183	\$58,141,769	\$4,578,423	\$53,708,643	\$539,854	\$8,901,685

Delaware River Joint Toll Bridge Commission
Budget vs Actual
For the Eleven Months Ending November 30, 2017

ADMINISTRATION*

	Annual Budget 2017	YTD Budget 2017	Expended For The Month	Expended Year To Date	Encumbered	Remaining Annual Budget
Regular Employee Salaries	\$3,881,903	3,583,307	\$304,927	\$3,554,148	\$0	\$327,755
Summer Employee Wages	8,196	8,196	0	0	0	8,196
Overtime Wages	5,200	4,767	212	1,926	0	3,274
Pension Contributions	1,152,413	1,063,770	90,804	1,012,953	0	139,460
FICA Contributions	297,990	275,069	16,176	256,083	0	41,907
Regular Employee Healthcare Benefits	1,314,429	1,205,068	111,883	1,186,234	0	128,195
Life Insurance Benefits	32,235	29,549	2,613	29,470	0	2,766
Unemployment Compensation Benefits	45,000	45,000	0	2,922	0	42,078
Office Expense	215,850	204,983	16,743	174,474	3,225	38,151
Telecommunication Expense	143,122	131,476	4,536	190,888	0	(47,766)
Information Technology Expense	570,000	535,943	76,791	464,680	17,411	87,909
Professional Development/Meetings	146,510	142,031	2,320	59,666	0	86,844
Vehicle Maintenance Expense and Fuel	2,824	2,589	0	342	0	2,482
Commission Expense	22,500	20,625	2,554	18,597	0	3,903
Business Insurance	274,638	106,338	9,716	106,981	0	167,657
Advertising	62,000	58,367	167	9,153	0	52,847
Professional Services	991,000	914,667	158,016	1,156,772	0	(165,772)
General Contingency	300,000	275,000	0	0	0	300,000
TOTAL	\$9,465,811	\$8,606,744	\$797,458	\$8,225,288	\$20,636	\$1,219,886

* Includes Executive, Human Resources, Accounting, EZPass, Purchasing, Information Technology, Community Affairs and Contract/Compliance.

Delaware River Joint Toll Bridge Commission
Budget vs Actual
For the Eleven Months Ending November 30, 2017

ADMINISTRATION - OPERATIONS*

	Annual Budget 2017	YTD Budget 2017	Expended For The Month	Expended Year To Date	Encumbered	Remaining Annual Budget
Regular Employee Salaries	\$1,464,130	1,357,807	\$109,552	\$1,351,400	\$0	\$112,729
Overtime Wages	15,000	13,750	5,897	38,263	0	(23,263)
Pension Contributions	752,902	694,989	56,177	623,313	0	129,589
FICA Contributions	191,566	176,831	12,642	174,925	0	16,641
Regular Employee Healthcare Benefits	817,107	749,065	49,448	688,916	0	128,191
Life Insurance Benefits	20,317	18,624	1,772	18,931	0	1,386
Office Expense	15,900	14,692	139	2,965	1,847	11,088
Telecommunication Expense	92,540	84,828	4,761	62,987	0	29,553
Professional Development/Meetings	61,850	58,117	672	14,628	0	47,222
Vehicle Maintenance Expense and Fuel	1,000	917	0	847	564	(411)
ESS Operating Maintenance Expense	1,497,000	1,372,250	146,818	1,085,451	44,692	366,857
Uniform Expense	8,800	8,067	0	6,523	10,707	(8,431)
Business Insurance	75,225	68,956	6,234	68,599	0	6,626
Professional Services	280,000	256,667	10,324	143,939	0	136,061
TOTAL	\$5,293,337	\$4,875,559	\$404,435	\$4,281,687	\$57,811	\$953,839

* Includes Engineering, Security, Safety & Training, Plant & Facility, and Electronic Security & Surveillance.

Delaware River Joint Toll Bridge Commission
Budget vs Actual
For the Eleven Months Ending November 30, 2017

TRENTON - MORRISVILLE TOLL BRIDGE

	Annual Budget 2017	YTD Budget 2017	Expended For The Month	Expended Year To Date	Encumbered	Remaining Annual Budget
Regular Employee Salaries	\$1,702,746	1,572,141	\$118,346	\$1,492,237	\$0	\$210,509
Part-Time Employee Wages	81,000	76,598	4,504	51,431	0	29,569
Summer Employee Wages	26,993	26,993	0	19,789	0	7,204
Overtime Wages	35,400	31,440	2,326	43,350	0	(7,950)
Pension Contributions	515,708	476,040	38,457	435,707	0	80,001
FICA Contributions	141,230	130,366	9,394	120,768	0	20,462
Regular Employee Healthcare Benefits	992,202	909,578	60,756	846,730	0	145,472
Life Insurance Benefits	13,953	12,790	1,219	14,767	0	(814)
Utility Expense	149,950	143,855	8,006	105,233	8,177	36,540
Office Expense	4,125	3,918	11	888	0	3,237
Telecommunication Expense	59,389	57,433	2,860	65,665	1,535	(7,811)
Information Technology Expense	7,160	6,502	0	0	0	7,160
Professional Development/Meetings	3,000	2,875	0	692	0	2,308
Vehicle Maintenance Expense and Fuel	89,080	89,080	181	59,824	11,918	17,339
Operations Maintenance Expense	218,995	210,028	16,936	156,983	27,632	34,380
Toll Collection Expense	12,300	12,133	862	10,539	0	1,761
Uniform Expense	20,900	20,900	0	20,936	0	(36)
Business Insurance	376,581	345,199	31,491	347,190	0	29,391
Licenses & Inspections Expense	480	480	0	300	0	180
State Police Bridge Security	828,302	762,618	68,269	749,190	0	79,112
EZPass Equipment/Maintenance	207,480	190,190	15,168	154,370	0	53,110
EZPass Operating Expense	958,092	878,153	77,237	884,988	0	73,104
TOTAL	\$6,445,065	\$5,959,309	\$456,023	\$5,581,575	\$49,262	\$814,228

Delaware River Joint Toll Bridge Commission
Budget vs Actual
For the Eleven Months Ending November 30, 2017

NEW HOPE - LAMBERTVILLE TOLL BRIDGE

	Annual Budget 2017	YTD Budget 2017	Expended For The Month	Expended Year To Date	Encumbered	Remaining Annual Budget
Regular Employee Salaries	\$1,103,356	1,018,669	\$82,805	\$1,008,333	\$0	\$95,023
Part-Time Employee Wages	12,000	12,000	979	9,033	0	2,967
Summer Employee Wages	3,296	3,296	0	9,566	0	(6,270)
Overtime Wages	31,800	28,733	515	23,095	0	8,705
Pension Contributions	336,801	310,894	25,095	283,233	0	53,568
FICA Contributions	88,010	81,240	6,346	79,201	0	8,809
Regular Employee Healthcare Benefits	614,008	562,976	38,482	525,846	0	88,162
Life Insurance Benefits	9,070	8,314	672	7,733	0	1,337
Utility Expense	157,990	149,442	5,235	81,382	10,000	66,608
Office Expense	2,425	2,367	11	400	0	2,025
Telecommunication Expense	51,548	48,617	1,346	56,353	0	(4,805)
Information Technology Expense	7,920	7,224	0	0	0	7,920
Professional Development/Meetings	2,120	1,960	425	1,168	0	952
Vehicle Maintenance Expense and Fuel	78,760	78,760	1,774	23,713	9,818	45,229
Operations Maintenance Expense	158,800	150,966	9,437	93,363	24,319	41,118
Toll Collection Expense	7,200	7,100	272	4,148	0	3,052
Uniform Expense	3,000	2,750	0	6,883	0	(3,883)
Business Insurance	262,506	240,631	21,821	240,413	0	22,093
Licenses & Inspections Expense	940	940	0	1,123	0	(183)
State Police Bridge Security	178,351	164,208	14,205	155,892	0	22,459
EZPass Equipment/Maintenance	165,984	152,152	12,130	123,456	0	42,527
EZPass Operating Expense	267,729	245,419	20,601	236,053	0	31,676
TOTAL	\$3,543,614	\$3,278,656	\$242,151	\$2,970,388	\$44,137	\$529,090

Delaware River Joint Toll Bridge Commission
Budget vs Actual
For the Eleven Months Ending November 30, 2017

INTERSTATE - 78 TOLL BRIDGE

	Annual Budget 2017	YTD Budget 2017	Expended For The Month	Expended Year To Date	Encumbered	Remaining Annual Budget
Regular Employee Salaries	\$2,393,668	2,210,045	\$164,718	\$2,071,956	\$0	\$321,712
Part-Time Employee Wages	80,000	73,333	2,364	33,614	0	46,386
Summer Employee Wages	16,400	16,400	0	6,873	0	9,527
Overtime Wages	60,900	55,825	2,053	69,378	0	(8,478)
Pension Contributions	728,270	672,252	55,341	621,648	0	106,622
FICA Contributions	195,149	180,138	12,691	164,130	0	31,019
Regular Employee Healthcare Benefits	1,371,573	1,257,357	81,541	1,164,807	0	206,766
Life Insurance Benefits	19,626	17,990	1,532	17,790	0	1,836
Utility Expense	141,000	133,417	7,194	72,595	30,000	38,405
Office Expense	6,430	6,138	161	1,698	3,500	1,232
Telecommunication Expense	130,932	120,271	1,155	79,174	0	51,758
Information Technology Expense	2,795	2,508	0	0	0	2,795
Professional Development/Meetings	7,700	7,244	140	4,564	0	3,136
Vehicle Maintenance Expense and Fuel	77,000	76,720	1,885	54,690	18,247	4,064
Operations Maintenance Expense	400,972	385,094	24,641	253,331	98,456	49,185
Toll Collection Expense	13,000	12,417	502	12,928	0	72
Uniform Expense	12,000	11,176	332	3,816	8,044	141
Business Insurance	473,153	433,724	39,613	436,794	0	36,359
Licenses & Inspections Expense	1,500	618	110	1,271	0	229
State Police Bridge Security	976,355	898,931	79,302	870,271	0	106,085
EZPass Equipment/Maintenance	248,976	228,228	18,176	185,028	0	63,948
EZPass Operating Expense	1,431,589	1,312,290	111,816	1,281,179	0	150,410
TOTAL	\$8,788,989	\$8,112,115	\$605,267	\$7,407,533	\$158,246	\$1,223,209

Delaware River Joint Toll Bridge Commission
Budget vs Actual
For the Eleven Months Ending November 30, 2017

EASTON - PHILLIPSBURG TOLL BRIDGE

	Annual Budget 2017	YTD Budget 2017	Expended For The Month	Expended Year To Date	Encumbered	Remaining Annual Budget
Regular Employee Salaries	\$1,663,841	1,536,192	\$134,513	\$1,519,097	\$0	\$144,744
Part-Time Employee Wages	86,000	78,833	692	69,327	0	16,673
Summer Employee Wages	24,300	24,300	0	19,623	0	4,677
Overtime Wages	44,000	40,333	1,215	50,034	0	(6,034)
Pension Contributions	506,716	467,740	37,787	431,867	0	74,850
FICA Contributions	139,088	128,389	10,244	124,735	0	14,353
Regular Employee Healthcare Benefits	936,379	858,615	55,414	793,199	0	143,179
Life Insurance Benefits	13,648	12,511	1,293	14,284	0	(636)
Utility Expense	128,500	116,690	7,559	75,886	0	52,614
Office Expense	5,200	5,013	22	2,308	1,900	992
Telecommunication Expense	108,527	100,318	2,298	85,022	1,564	21,942
Information Technology Expense	2,415	2,218	0	0	0	2,415
Professional Development/Meetings	6,500	6,239	520	5,592	0	908
Vehicle Maintenance Expense and Fuel	56,800	55,753	4,439	36,440	10,521	9,839
Operations Maintenance Expense	180,170	173,388	6,058	111,541	34,841	33,788
Toll Collection Expense	13,500	13,500	1,589	11,949	200	1,351
Uniform Expense	10,000	9,333	1,773	9,624	0	376
Business Insurance	192,932	176,854	16,311	180,049	0	12,882
Licenses & Inspections Expense	2,600	2,383	131	967	0	1,633
State Police Bridge Security	490,464	451,571	40,134	440,433	0	50,032
EZPass Equipment/Maintenance	207,480	190,190	15,168	154,351	0	53,128
EZPass Operating Expense	613,142	562,047	47,827	548,010	0	65,132
TOTAL	\$5,432,202	\$5,012,410	\$384,986	\$4,684,337	\$49,025	\$698,839

Delaware River Joint Toll Bridge Commission
Budget vs Actual
For the Eleven Months Ending November 30, 2017

PORTLAND - COLUMBIA TOLL BRIDGE

	Annual Budget 2017	YTD Budget 2017	Expended For The Month	Expended Year To Date	Encumbered	Remaining Annual Budget
Regular Employee Salaries	\$830,241	766,531	\$52,570	\$635,362	\$0	\$194,879
Part-Time Employee Wages	22,000	19,855	2,325	26,238	0	(4,238)
Summer Employee Wages	13,655	13,655	0	6,440	0	7,215
Overtime Wages	32,945	27,950	1,447	27,651	0	5,294
Pension Contributions	256,107	236,408	19,109	215,624	0	40,483
FICA Contributions	68,761	63,472	4,225	52,325	0	16,436
Regular Employee Healthcare Benefits	437,736	401,284	25,957	370,985	0	66,752
Life Insurance Benefits	6,818	6,250	484	5,050	0	1,767
Utility Expense	68,520	63,059	2,608	40,429	9,500	18,591
Office Expense	3,373	3,267	172	606	0	2,767
Telecommunication Expense	84,680	77,623	113	53,624	0	31,056
Information Technology Expense	2,415	2,218	0	0	0	2,415
Professional Development/Meetings	1,200	1,200	0	872	0	328
Vehicle Maintenance Expense and Fuel	32,804	32,122	646	18,051	5,229	9,525
Operations Maintenance Expense	119,195	116,624	5,914	18,763	31,407	69,025
Toll Collection Expense	9,800	9,700	288	7,001	0	2,799
Uniform Expense	5,000	4,776	1,563	4,599	19	382
Business Insurance	142,168	130,321	11,922	131,481	0	10,687
Licenses & Inspections Expense	650	650	143	862	0	(212)
State Police Bridge Security	113,184	104,209	9,332	102,414	0	10,770
EZPass Equipment/Maintenance	124,488	114,114	9,103	92,623	0	31,865
EZPass Operating Expense	132,709	121,650	10,483	120,112	0	12,597
TOTAL	\$2,508,449	\$2,316,936	\$158,405	\$1,931,112	\$46,155	\$531,182

Delaware River Joint Toll Bridge Commission
Budget vs Actual
For the Eleven Months Ending November 30, 2017

DELAWARE WATER GAP TOLL BRIDGE

	Annual Budget 2017	YTD Budget 2017	Expended For The Month	Expended Year To Date	Encumbered	Remaining Annual Budget
Regular Employee Salaries	\$2,434,429	2,247,684	\$186,729	\$2,302,353	\$0	\$132,077
Part-Time Employee Wages	110,000	100,835	5,388	71,254	0	38,746
Summer Employee Wages	8,200	8,200	0	0	0	8,200
Overtime Wages	94,230	86,275	6,222	121,836	0	(27,606)
Pension Contributions	750,253	692,544	55,890	635,930	0	114,323
FICA Contributions	202,485	186,910	15,624	189,954	0	12,531
Regular Employee Healthcare Benefits	1,400,756	1,285,161	82,531	1,183,738	0	217,018
Life Insurance Benefits	19,958	18,295	1,717	18,675	0	1,282
Utility Expense	92,400	86,552	432	45,636	0	46,764
Office Expense	5,649	5,645	43	873	0	4,777
Telecommunication Expense	68,675	62,952	1,984	64,483	0	4,192
Information Technology Expense	2,415	2,218	0	0	0	2,415
Professional Development/Meetings	2,500	2,500	0	4,501	0	(2,001)
Vehicle Maintenance Expense and Fuel	71,574	71,574	5,875	43,908	14,425	13,241
Operations Maintenance Expense	166,470	162,516	11,898	108,738	31,574	26,159
Toll Collection Expense	12,338	12,028	1,915	10,074	0	2,264
Uniform Expense	10,500	9,712	3,539	9,366	105	1,029
Business Insurance	394,143	361,297	33,094	365,058	0	29,085
Licenses & Inspections Expense	1,500	1,500	44	876	0	624
State Police Bridge Security	766,565	705,777	62,293	685,614	0	80,951
EZPass Equipment/Maintenance	248,976	228,228	18,195	185,199	0	63,776
EZPass Operating Expense	1,084,789	994,390	85,500	979,656	0	105,133
TOTAL	\$7,948,804	\$7,332,791	\$578,913	\$7,027,723	\$46,104	\$874,978

Delaware River Joint Toll Bridge Commission
Budget vs Actual
For the Eleven Months Ending November 30, 2017

MILFORD - MONTAGUE TOLL BRIDGE

	Annual Budget 2017	YTD Budget 2017	Expended For The Month	Expended Year To Date	Encumbered	Remaining Annual Budget
Regular Employee Salaries	\$820,590	757,622	\$54,176	\$671,853	\$0	\$148,737
Part-Time Employee Wages	18,500	16,663	2,141	32,006	0	(13,506)
Summer Employee Wages	13,655	13,655	0	4,000	0	9,655
Overtime Wages	28,250	23,871	1,760	37,086	0	(8,836)
Pension Contributions	251,851	232,479	18,774	213,116	0	38,735
FICA Contributions	67,396	62,212	4,371	56,358	0	11,039
Regular Employee Healthcare Benefits	437,736	401,284	26,057	372,163	0	65,573
Life Insurance Benefits	6,738	6,176	492	5,067	0	1,671
Utility Expense	57,050	53,285	3,698	55,668	8,500	(7,118)
Office Expense	3,373	3,267	24	1,301	0	2,072
Telecommunication Expense	51,771	47,457	930	43,499	0	8,272
Information Technology Expense	2,415	2,218	0	0	0	2,415
Professional Development/Meetings	1,200	1,200	0	2,597	0	(1,397)
Vehicle Maintenance Expense and Fuel	37,620	36,326	1,163	24,673	12,455	491
Operations Maintenance Expense	122,685	119,960	1,826	58,021	32,163	32,501
Toll Collection Expense	9,200	8,803	863	5,105	0	4,095
Uniform Expense	5,000	4,750	749	4,495	0	505
Business Insurance	118,645	108,758	9,981	110,115	0	8,530
Licenses & Inspections Expense	650	650	110	332	0	318
State Police Bridge Security	98,265	90,473	7,815	85,766	0	12,499
EZPass Equipment/Maintenance	124,488	114,114	9,103	92,623	0	31,865
EZPass Operating Expense	135,945	124,617	10,519	120,529	0	15,416
TOTAL	\$2,413,024	\$2,229,840	\$154,553	\$1,996,372	\$53,118	\$363,534

Delaware River Joint Toll Bridge Commission
Budget vs Actual
For the Eleven Months Ending November 30, 2017

SOUTHERN DIVISION TOLL SUPPORTED BRIDGES

	Annual Budget 2017	YTD Budget 2017	Expended For The Month	Expended Year To Date	Encumbered	Remaining Annual Budget
Regular Employee Salaries	\$2,114,962	1,952,601	\$159,117	\$1,897,749	\$0	\$217,213
Overtime Wages	61,320	56,140	1,910	36,622	0	24,698
Pension Contributions	645,703	596,035	48,083	537,475	0	108,228
FICA Contributions	166,486	153,680	12,073	145,355	0	21,131
Regular Employee Healthcare Benefits	1,226,838	1,124,773	70,876	1,035,292	0	191,546
Life Insurance Benefits	17,368	15,921	1,441	15,615	0	1,753
Utility Expense	74,740	72,382	3,584	43,291	0	31,449
Telecommunication Expense	57,728	52,917	567	50,494	0	7,234
Professional Development/Meetings	4,250	3,896	0	0	0	4,250
Vehicle Maintenance Expense and Fuel	14,300	13,445	107	1,013	0	13,287
Operations Maintenance Expense	118,820	106,285	846	41,440	2,416	74,965
Uniform Expense	15,756	14,501	0	7,396	760	7,599
Business Insurance	465,625	426,823	38,884	428,721	0	36,904
Licenses & Inspections Expense	900	900	0	875	0	25
State Police Bridge Security	1,743,492	1,605,234	137,412	1,507,965	0	235,527
TOTAL	\$6,728,287	\$6,195,532	\$474,899	\$5,749,302	\$3,176	\$975,810

Delaware River Joint Toll Bridge Commission
Budget vs Actual
For the Eleven Months Ending November 30, 2017

NORTHERN DIVISION TOLL SUPPORTED BRIDGES

	Annual Budget 2017	YTD Budget 2017	Expended For The Month	Expended Year To Date	Encumbered	Remaining Annual Budget
Regular Employee Salaries	\$1,818,034	1,678,567	\$134,086	\$1,557,237	\$0	\$260,797
Overtime Wages	53,192	48,759	2,175	23,660	0	29,532
Pension Contributions	555,193	512,487	42,033	469,235	0	85,958
FICA Contributions	143,149	132,138	10,161	118,080	0	25,069
Regular Employee Healthcare Benefits	1,050,567	963,082	62,392	892,439	0	158,128
Life Insurance Benefits	14,906	13,664	1,221	13,726	0	1,180
Utility Expense	47,391	43,413	2,298	22,789	0	24,602
Office Expense	1,000	917	0	553	0	447
Telecommunication Expense	88,476	81,103	948	76,432	0	12,044
Professional Development/Meetings	2,600	2,383	0	22	0	2,578
Vehicle Maintenance Expense and Fuel	8,320	7,627	0	3,766	784	3,770
Operations Maintenance Expense	65,367	62,376	4,925	28,623	10,038	26,706
Uniform Expense	10,500	9,648	3,047	9,011	1,361	128
Business Insurance	200,638	183,918	16,949	187,106	0	13,531
Licenses & Inspections Expense	1,880	1,751	136	1,134	0	746
State Police Bridge Security	521,389	480,043	40,961	449,514	0	71,875
TOTAL	\$4,582,601	\$4,221,877	\$321,332	\$3,853,326	\$12,183	\$717,092

DELAWARE RIVER JOINT TOLL BRIDGE COMMISSION SYSTEM
STATEMENT OF REVENUE AND EXPENSES FOR THE ELEVEN MONTHS ENDED NOVEMBER 30, 2017

	T-M	NH-L	I-78	E-P	P-C	DWG	M-M	SDTS	NBTS	ADM	TOTAL 2017	TOTAL 2016
TOLL REVENUE												
Net Toll Revenue	15,661,710	2,867,496	56,183,303	8,417,289	2,278,830	29,767,904	1,489,402	-	-	-	116,665,934	116,937,967
EZPass Fee	277,704	74,536	396,505	172,718	37,709	305,752	38,131	-	-	-	1,303,053	941,756
Net Violation Fee Income	374,461	41,597	883,772	214,930	28,078	413,509	35,187	-	-	-	1,991,534	1,956,685
REVENUE FROM TOLL	\$ 16,313,874	\$ 2,983,629	\$ 57,463,580	\$ 8,804,937	\$ 2,344,616	\$ 30,487,165	\$ 1,562,720	\$ -	\$ -	\$ -	\$ 119,960,522	\$ 119,836,409
OPERATING EXPENSE												
Regular Employee Salaries	1,492,237	1,008,333	2,071,956	1,519,097	635,362	2,302,353	671,853	1,897,749	1,557,237	4,905,548	18,061,725	17,040,656
Part-Time Employee Wages	51,431	9,033	33,614	69,327	26,238	71,254	32,006	-	-	-	292,903	319,636
Summer Employee Wages	19,789	9,566	6,873	19,623	6,440	-	4,000	-	-	-	66,291	69,830
Overtime Wages	43,350	23,095	69,378	50,034	27,651	121,836	37,086	36,622	23,660	40,190	472,901	310,306
Pension Contributions	435,707	283,233	621,648	431,867	215,624	635,930	213,116	537,475	469,235	1,636,266	5,480,101	4,531,296
FICA Contributions	120,768	79,201	164,130	124,735	52,325	189,954	56,358	145,355	118,080	431,008	1,481,914	1,407,987
Regular Employee Healthcare Benefits	846,730	525,846	1,164,807	793,199	370,985	1,183,738	372,163	1,035,292	892,439	1,875,150	9,060,349	7,870,694
Life Insurance Benefits	14,767	7,733	17,790	14,284	5,050	18,675	5,067	15,615	13,726	48,400	161,108	154,601
Unemployment Compensation Benefits	-	-	-	-	-	-	-	-	-	2,922	2,922	41,424
Utility Expense	105,233	81,382	72,595	75,886	40,429	45,636	55,668	43,291	22,789	-	542,909	527,606
Office Expense	888	400	1,698	2,308	606	873	1,301	-	553	177,439	186,064	174,752
Telecommunication Expense	65,665	56,353	79,174	85,022	53,624	64,483	43,499	50,494	76,432	253,875	828,620	488,124
Information Technology Expense	-	-	-	-	-	-	-	-	-	464,680	464,680	399,927
Professional Development/Meetings	692	1,168	4,564	5,592	872	4,501	2,597	-	22	74,294	94,302	89,928
Vehicle Maintenance Expense and Fuel	59,824	23,713	54,690	36,440	18,051	43,908	24,673	1,013	3,766	1,189	267,265	218,755
Operations Maintenance Expense	156,983	93,363	253,331	111,541	18,763	108,738	58,021	41,440	28,623	-	870,802	803,183
ESS Operating Maintenance Expense	-	-	-	-	-	-	-	-	-	1,085,451	1,085,451	863,159
Commission Expense	-	-	-	-	-	-	-	-	-	18,597	18,597	16,969
Toll Collection Expense	10,539	4,148	12,928	11,949	7,001	10,074	5,105	-	-	-	61,743	50,644
Uniform Expense	20,936	6,883	3,816	9,624	4,599	9,366	4,495	7,396	9,011	6,523	82,650	83,087
Business Insurance	347,190	240,413	436,794	180,049	131,481	365,058	110,115	428,721	187,106	175,579	2,602,507	2,550,468
Licenses & Inspections Expense	300	1,123	1,271	967	862	876	332	875	1,134	-	7,740	6,069
Advertising	-	-	-	-	-	-	-	-	-	9,153	9,153	18,305
Professional Services	-	-	-	-	-	-	-	-	-	1,300,711	1,300,711	1,008,295
State Police Bridge Security	749,190	155,892	870,271	440,433	102,414	685,614	85,766	1,507,965	449,514	-	5,047,058	4,935,925
EZPass Equipment/Maintenance	154,370	123,456	185,028	154,351	92,623	185,199	92,623	-	-	-	987,651	1,113,133
General Contingency	-	-	-	-	-	-	-	-	-	-	-	500
EZPass Operating Expense	884,988	236,053	1,281,179	548,010	120,112	979,656	120,529	-	-	-	4,170,527	5,027,666
TOTAL OP., MAINT., & ADM	\$ 5,581,575	\$ 2,970,388	\$ 7,407,533	\$ 4,684,337	\$ 1,931,112	\$ 7,027,723	\$ 1,996,372	\$ 5,749,302	\$ 3,853,326	\$ 12,506,975	\$ 53,708,643	\$ 50,122,924
OTHER OPERATING INC/EXP												
Other Operating Income	-	-	618	411	-	-	-	-	-	142,650	143,679	200,254
TOTAL OTHER OP INC	\$ -	\$ -	\$ 618	\$ 411	\$ -	\$ -	\$ -	\$ -	\$ -	\$ 142,650	\$ 143,679	\$ 200,254
NET OPERATING INC	\$10,732,299	\$13,241	\$50,056,665	\$4,121,011	\$413,504	\$23,459,443	\$ (433,652)	\$ (5,749,302)	\$ (3,853,326)	\$ (12,364,325)	\$ 66,395,558	\$ 69,913,739
NON-OPERATING REV/EXP												
Interest Revenue											4,402,916	993,465
Other Non-Operating Revenue											-	9,787
GASB 68 Pension Expense											-	-
Interest Expense											(28,425,161)	(11,807,323)
Depreciation Expense											(22,883,789)	(21,516,161)
OPEB Amort Expense											-	-
TOTAL NON-OPERATING REV/EXP											\$ (46,906,035)	\$ (32,320,232)
CHANGE IN NET ASSETS											\$19,489,523	\$37,593,507

DELAWARE RIVER JOINT TOLL BRIDGE COMMISSION

Meeting of December 18, 2017

ADMINISTRATION

The following Pages reflect the reports on those items assigned to the Administration Department. Each item is reported separately and page numbered accordingly.

DELAWARE RIVER JOINT TOLL BRIDGE COMMISSION

Meeting of December 18, 2017

PURCHASING REPORT INDEX

MONTH OF NOVEMBER 2017

SUBJECT	DESCRIPTION	PAGE NUMBER
Purchasing	Monthly Purchasing Report Covering the Month of November 2017	1-4

DELAWARE RIVER JOINT TOLL BRIDGE COMMISSION

Meeting of December 18, 2017

MONTHLY PURCHASING REPORT

Month of November 2017

This report itemizes all orders for purchases made for the month of November, 2017, showing the divisions chargeable for the expense and the source of authority for issuance of the purchase order. This authority is broken into three categories:

- (1) By authority of the Commission
- (2) By authority of the Executive Director or his designate
- (3) By authority of the Superintendent

The purchasing activities for the month of November 2017, culminated in the preparation and placement of 51 purchase orders in the total amount of \$333,015.91. To secure competitive prices on items being purchased, 15 price inquiries were sent out for 5 of the requisitions leading to purchase orders, an average of 3.0 per order ($15/5 = 3.0$).

Procurements of over \$5,000.00 during the period of November 2017 are shown below:

- Seven (7) Purchase Order were issued, in the total amount of \$195,212.40, for the procurement of seven (7) 2018 Ford Explorer Police Interceptor vehicles to be used at our Toll Bridge Facilities as First Responder Vehicles.
- A Purchase Order was let, in the total amount of \$24,806.72, for the purchase of one (1) vertical mower for the Morrisville Facility.
- One Purchase Order was issued, in the total amount of \$13,583.19, for bathroom dividers at the I-78 Facility.
- A Purchase Order was let, in the total amount of \$12,475.79, for the procurement of two (2) snow pusher boxes, for the Morrisville Facility.
- One Purchase Order was issued, in the total amount of \$10,000.00, for guide rail repairs at the Easton-Phillipsburg Facility.

In addition to the practices employed incidental to purchase of materials, etc., from vendors on a direct basis, the Commission also purchases via direct utilization of the purchasing processes of the State of New Jersey, the Commonwealth of Pennsylvania and other joint purchasing arrangements.

DELAWARE RIVER JOINT TOLL BRIDGE COMMISSION
REPORT OF PURCHASING ACTIVITIES
November 2017

PO Number	Vendor Name	General Description	Req Dept	Contract/Resolution/ Comment	** BY AUTHORITY OF **		
					Commission	Director	Dist. Supt.
20170528	LAWN AND GOLF SUPPLY CAPITAL RESERVE	VERTICAL MOWER	TM	NJPA 062117-VPI	24,806.72		
20170529	E.M. KUTZ, INC.	PLOW PARTS	TM	PA COSTARS 25		2,635.00	
20170530	GARDEN STATE HIGHWAY PRODUCTS CAPITAL RESERVE	PARKING BLOCK STOPS	I78	NJ 86462	779.35		
20170531	GARDEN STATE HIGHWAY PRODUCTS	HIGHWAY SAFETY SIGNS	EP	NJ 86462		3,809.10	
20170532	INTEGRITY MECHANICAL INC.	HVAC REPAIRS	NHL			2,149.54	
20170533	MONARCH GLOBAL BRANDS, INC.	WIPING RAGS	EP			531.25	
20170534	CRESTON HYDRAULICS INC. CAPITAL RESERVE	SNOW PUSHER BOXES	TM	NJ 88272	12,475.79		
20170535	FRANK RYMON & SONS	LAWNMOWER BAGGING ATTACHMENT	EP			2,640.00	
20170536	SUSSEX COUNTY MUNICIPAL UTILITIES AUTHORITY	ROADWAY SWEEPINGS DISPOSAL	MM				87.00
20170537	PENCO PRODUCTS, INC CAPITAL RESERVE	REPLACEMENT LOCKERS	I78	GS-27F-001GA	6,525.72		
20170538	PCA INDUSTRIAL & PAPER SUPPLIES INC CAPITAL RESERVE	BATHROOM DIVIDERS	I78	FIN 3101-12-16	13,583.19		
20170539	CORPORATE FACILITIES, INC.	OFFICE CHAIRS	EP	USC#4400030404		6,566.94	
20170540	HOOVER TRUCK CENTER	STERLING TRUCK REPAIR PARTS	MM			1,723.36	
20170541	CUMMINS POWER SYSTEMS INC	JETSORT REPAIR	MM			320.00	
20170542	EMR POWER SYSTEMS LLC	GENERATOR SERVICE	EP			1,020.54	
20170543	ID WHOLESALER	ID CARD HOLDERS	ESS			630.00	
20170544	MONROE COUNTY CONTROL CENTER	ANNUAL RADIO TOWER ELETRIC	DWG			1,200.00	
20170545	YARDVILLE SUPPLY	ICE MELTER	PC			2,761.15	

DELAWARE RIVER JOINT TOLL BRIDGE COMMISSION
REPORT OF PURCHASING ACTIVITIES
November 2017

PO Number	Vendor Name	General Description	Req Dept	** BY AUTHORITY OF **		Commission	Director	Dist. Supt.
				Contract/Resolution/ Comment				
20170546	CRAFCO INC	ROAD PATCHING MATERIALS	EP	PA 4400012596				2,010.62
20170547	PITNEY BOWES	POSTAGE FOR TMMETER	EO				2,000.00	
20170548	FIRST CHOICE AUTO EQUIPMENT INC.	VEHICLE LIFT INSPECTION	DWG				375.00	
20170549	A&H EQUIPMENT CO	REPAIRS TO SWEEPER	TM				1,624.48	
20170550	YARDVILLE SUPPLY	SIDEWALK DEICER	TM				394.45	
20170551	KOCH 33 FORD CAPITAL RESERVE	2018 FORD EXPLORER (STOCK)	TM	PA COSTARS 13		28,098.00		
20170552	GOODYEAR AUTO SERVICE CENTER	TIRES	NHL	PA 4400015997			526.92	
20170553	OFFICE BASICS	JANITORIAL SUPPLIES	NHL				1,985.07	
20170554	CUMMINS POWER SYSTEMS INC	CURRENCY COUNTER REPAIR	DWG				320.00	
20170555	ELLIOT-LEWIS CORPORATION	HVAC REPAIRS	TM				5,237.21	
20170556	OFFICE BASICS	JANITORIAL SUPPLIES	TM				2,464.35	
20170557	GEORGE ALLEN WASTEWATER	SEPTIC TANK PUMPING	NHL				310.00	
20170558	INTEGRITY MECHANICAL INC.	HVAC REPAIRS	NHL				587.19	
20170559	KENCOR ELEVATOR SYSTEMS	ELEVATOR SPECIAL MAINT.	NHL				1,213.22	
20170560	GOODYEAR COMMERCIAL TIRE AND SERVICE CENTER	TIRES	TM	PA 4400015997			2,909.20	
20170561	PPC LUBRICANTS	MOTOR OIL	NHL	PA 4400014545			373.45	
20170562	KOCH 33 FORD CAPITAL RESERVE	2018 FORD EXPLORER	I78	PA COSTARS 13		27,852.40		
20170563	KOCH 33 FORD CAPITAL RESERVE	2018 FORD EXPLORER	I78	PA COSTARS 13		27,852.40		
20170564	KOCH 33 FORD CAPITAL RESERVE	2018 FORD EXPLORER	EP	PA COSTARS 13		27,852.40		

DELAWARE RIVER JOINT TOLL BRIDGE COMMISSION
REPORT OF PURCHASING ACTIVITIES
November 2017

PO Number	Vendor Name	General Description	Req Dept	Contract/Resolution/ Comment	** BY AUTHORITY OF **		
					Commission	Director	Dist. Supt.
20170565	KOCH 33 FORD CAPITAL RESERVE	2018 FORD EXPLORER	PC	PA COSTARS 13	27,852.40		
20170566	KOCH 33 FORD CAPITAL RESERVE	2018 FORD EXPLORER	DWG	PA COSTARS 13	27,852.40		
20170567	KOCH 33 FORD CAPITAL RESERVE	2018 FORD EXPLORER	DWG	PA COSTARS 13	27,852.40		
20170568	BERGEY'S TIRE	VEHICLE TIRES - 4	I78	PA 4400015996		573.28	
20170569	TIMMERMAN EQUIPMENT COMPANY	SWEEPER REPAIR PARTS	EP	NJ 85857		1,260.48	
20170570	EARTHBORNE INC.	STREET SWEEPER PART	EP	PA 4400011427		941.39	
20170571	HOME DEPOT	RUBBER PAVER TILE	TM	PA 4400010890		1,573.68	
20170572	STARR UNIFORM	CLOTHING: ESS-BM	ESS	PA COSTARS 12		8,801.50	
20170573	INTEGRITY MECHANICAL INC.	HVAC REPAIRS	NHL			600.00	
20170574	STARR UNIFORM	CLOTHING: OFFICER	I78	PA COSTARS 12		1,136.70	
20170575	STARR UNIFORM	CLOTHING: MAINTENANCE (NEW)	I78	PA COSTARS 12		2,274.02	
20170576	STARR UNIFORM	CLOTHING: TOLL COLLECTOR (NEW)	I78	PA COSTARS 12		3,752.46	
20170577	STARR UNIFORM	CLOTHING: OFFICER	EP	PA COSTARS 12		314.19	
20170578	J. FLETCHER CREAMER & SONS , INC	GUIDE RAIL & ATTENUATOR RPLCMN	EP	FIN 3101-12-16	10,000.00		
Purchase Order Count: 51					AUTHORITY TOTALS:		
					\$263,383.17	\$67,535.12	\$2,097.62
GRAND TOTAL:					\$333,015.91		

Delaware River Joint Toll Bridge Commission
Meeting of December 18, 2017

E-Z PASS REPORT
CUSTOMER SERVICE CENTER/VIOLATIONS PROCESSING CENTER
OPERATIONS (CSC/VPC) REPORT FOR THE E-ZPASS SYSTEM
NOVEMBER 2017

SUBJECT	DESCRIPTION	PAGE NUMBER
E-ZPass CSC/VPC Operations Report	E-ZPass CSC/VPC Operations Report November	1-3

Delaware River Joint Toll Bridge Commission
Meeting of December 18, 2017

**E-Z PASS REPORT
CUSTOMER SERVICE CENTER/VIOLATIONS PROCESSING CENTER
OPERATIONS (CSC/VPC) REPORT FOR THE E-ZPASS SYSTEM
NOVEMBER 2017**

E-ZPass Account and Transponder Information as reported by Conduent State and Local
Solutions, Inc. (CSC/VPC Provider)

Total Number of Migrated DRJTBC and NJ CSC E-ZPass Accounts

Migrated Business Accounts	Migrated Private Accounts	Total Number of Migrated Accounts	Total Number of NJ CSC Active Accounts
1,654	77,339	78,993	2,868,569

Total Number of Migrated DRJTBC (029) Transponders and NJ CSC E-ZPass Transponders

Migrated Business Account Transponders	Migrated Private Account Transponders	Total Number of Migrated Transponders	Total Number of NJ CSC Active Transponders
9,228	131,323	140,551	5,129,932

The Commission will be able to identify 78,993 migrated accounts through a prefix account number (60000). This number will precede the 4-digit account assigned to these accounts. The prefix number was provided in order for the Commission to identify all migrated E-ZPass accounts.

Delaware River Joint Toll Bridge Commission
Meeting of December 18, 2017

E-Z PASS REPORT
CUSTOMER SERVICE CENTER/VIOLATIONS PROCESSING CENTER (CSC/VPC)
OPERATIONS REPORT FOR THE E-ZPASS SYSTEM
NOVEMBER 2017

E-ZPass Department Call Activity	Total Calls for November
<i>CSC/VPC Inquiries</i>	
Account Modification Requests	157
Violation Notification Inquires	75
<i>General Commission Inquiries</i>	
Calls referred to Other Departments (H.R., Eng., ESS)	18
<i>Web-Inquiries</i>	
Account Updates	5
Violations	0
Disputes	5
TOTAL NUMBER OF CALLS	260

E-ZPass account modification requests and violation inquiries represent an increase in calls for November.

Delaware River Joint Toll Bridge Commission
Meeting of December 18, 2017

**E-Z PASS REPORT
CUSTOMER SERVICE CENTER/VIOLATIONS PROCESSING CENTER (CSC/VPC)
OPERATIONS REPORT FOR THE E-ZPASS SYSTEM
NOVEMBER 2017**

CSC/VPC Pre-Migration Collection Accounts:

As a result of pre-migration collection efforts from January 2015 through November 2017, Professional Account Management (PAM) a Duncan Solutions Company reports \$165,297.70 collected in outstanding tolls and fees.

Professional Account Management (PAM) a Duncan Solutions Company provide the Commission with monthly payment status updates. Collection activity will continue to be monitored by the E-ZPass Department.

New Jersey Customer Service Center Upgrade:

New Jersey E-ZPass Customer Service Center upgrade was completed on Monday, October 16th. Customer Service System upgrade include the Automated Voice Response (IVR), E-ZPass website and the E-ZPass customer account and analytic reports program (Vector).

Violation Camera Monitoring:

The E-ZPass Department in tandem with TransCore's Field Service Technicians (FSTs) monitor vehicle license plate images in Districts I, II and III through the Commission's Violation Enforcement System (VES).

**IAG, New Jersey Turnpike Authority (NJTA) and Electronic Toll Collection System (ETC)
Meetings and Workshops**

Continue to represent the Commission at the following committees, meetings and workshops:

1. IAG Reciprocity Committee
2. IAG Public Relations & Marketing Committee
3. IAG Legal Committee
4. IAG Rental/Fleet Car Subgroup Committee
5. New Jersey Turnpike Authority Project Status Meetings
6. New Jersey Customer Service Center Implementation Requirements Meetings
7. Electronic Toll Collection System Replacement Meetings

DELAWARE RIVER JOINT TOLL BRIDGE COMMISSION
Meeting of December 18, 2017

ELECTRONIC TOLL COLLECTION PROGRAM

MONTH OF NOVEMBER 2017

SUBJECT	DESCRIPTION	PAGE NUMBER
ETC PROGRAM	Electronic Toll Collection Program Report	1

DELAWARE RIVER JOINT TOLL BRIDGE COMMISSION
Meeting of December 18, 2017

ELECTRONIC TOLL COLLECTION PROGRAM
MONTH OF NOVEMBER 2017

The following items were recently initiated, accomplished or performed during the above noted month:

Activities for the In-Lane Toll System

1. TransCore is addressing punch list items, final project documentation and as-built drawings. Project Provisional Acceptance was issued on August 16, 2017 and the project is transitioning into the maintenance phase.
2. A call with Commission Staff and Executive Staff from TransCore occurred to review the system performance. It was noted that the vehicle classification and capture of license plates is not meeting the performance requirements. TransCore implemented a plan that included revisiting each lane, checking all equipment connections/configurations and tuning the equipment to increase performance levels.

Activities for the E-ZPass Customer Service Center/Violation Processing Center

3. The new NJ Customer Service Center (CSC) is live. The New Jersey Turnpike Authority (NJTA), as the lead agency, is facilitating all meetings with the other agencies and Conduent.

General Electronic Toll Collection Program Activities

1. Mr. Stracciolini participated in the IAG E-ZPass Executive Management Committee meeting and Policy Committee meetings.
2. Mr. Stracciolini served on the Non-toll Opportunities subgroup for the IAG. This subgroup is preparing a policy and procedure document that provides a method for the IAG to follow for non-toll opportunities, such as use of the E-ZPass transponder system at parking garages or drive-thru services.

**Delaware River Joint Toll Bridge Commission
Meeting of December 18, 2017**

CONTRACT COMPLIANCE REPORT INDEX

Month of November 2017

SUBJECT	DESCRIPTION	PAGE NUMBER
Contract Compliance Program Operations Report	Operations Report November 2017	1-26

**Delaware River Joint Toll Bridge Commission
Meeting of December 18, 2017**

IBE PROGRAM OVERVIEW

The Delaware River Joint Toll Bridge Commission (Commission) established an IBE Program (MBE/WBE/SBE/DBE/DsBE/VBE) with a target of 25% for all Professional Services and Construction contracts awarded by the Commission effective July 1, 2014. To date, the Commission has awarded forty-three (44) contracts, with the IBE Program requirements.

Elation Systems

The Commission began using Elation Systems effective January 2017, as the online system for Payment Verification and Certified Payroll Reporting (CPR). All contracts awarded by the Commission to a Prime Consultant/Prime Contractor and their Subconsultants and Subcontractors use this service free of charge. Online training is available to users on how to use Elation Systems. The Contract Compliance Department and Elation Support Staff are available to assist all users.

The Contract Compliance Department (CCD) monitors, posts and reports all data in regards to all payments. The CCD also reviews all Certified Payrolls submitted into Elation Systems.

The following are all mandatory requirements:

Company On-Line Registration:

- i. All Primes must register their company and activate an account in Elation Systems; *and*
- ii. All Primes must also ensure that all Subconsultants and Subcontractors register their company and activate an account in Elation Systems.

Payment Verification:

- i. All Prime Contractors must post all payments to their Subconsultants and/or Subcontractors in Elation Systems; *and*
- ii. All Prime Contractors and their Subconsultants and/or Subcontractors must confirm all payments received in Elation Systems.

Certified Payroll Reporting:

- i. All Prime Contractors are responsible for assigning someone from their staff with the responsibility to review, approve, and upload their CPR(s) on a weekly basis into Elation Systems; *and*
- ii. All Prime Contractors must also ensure that their Subcontractors upload their CPR(s) on a weekly basis into Elation Systems.

**Delaware River Joint Toll Bridge Commission
Meeting of December 18, 2017**

M E E T I N G S

Professional Services

Pre-Proposal Meeting(s): None
Oral Presentation(s) / Interview(s): None
Kick-Off Meeting(s): None

Construction Contracts

Pre-Bid Meeting(s): TS-723A - On Call Beam Guide Rail and Attenuator Replacement
Bid Opening(s): None
Pre-Construction Meeting(s): None
Kick-Off Meeting(s): None

Bi-Weekly Progress Meeting(s):

- Contract T-644A - Bridges & Approach Slabs Rehabilitation
- Contract T-645A - Buildings & Facilities Energy Conservation Measures Electrical / Lighting
- Contract T-645B - Buildings & Facilities Energy Conservation Measures Mechanics / Controls
- Contract T-668A - Scudder Falls Bridge Replacement Project

Conference(s) / Seminar(s) / Event(s) / Other Meetings

- DRJTBC - Monthly Departmental (CAO) Staff Meeting
- DRJTBC - Monthly Commissioner's Committee Meeting
- DRJTBC - Monthly Commissioner's Meeting
- DRJTBC - Monthly Contract Compliance Meeting
- HCCLV - Monthly Board Meeting
- Lehigh Valley Planning Commission Monthly Meeting
- WTS - Monthly Board Meeting
- WTS - Implicit Bias Workshop on Understanding Diversity
- WTS - 2017 Annual Awards Dinner
- NJ League of Municipalities Annual Conference

The following documents present a set of charts that depict a summary of payments for active and completed contracts since the inception of the IBE program. These charts are followed by pie charts that show the distribution of payments by their IBE certification type.

The following spreadsheets include payment data for both Professional and Construction Contracts that are active and/or completed.

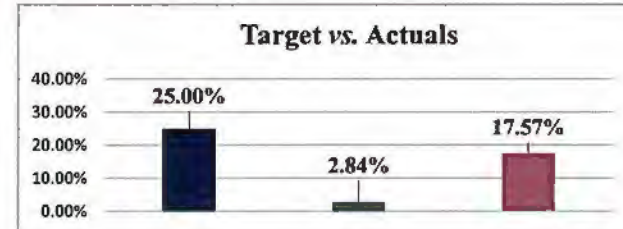
The Workforce Utilization pie charts illustrate the hours worked and ethnicity. The attached Workforce Utilization spreadsheet provides detailed data on the trade, ethnicity, and gender of each construction project.

Lastly, the Minority, Women, and Small Business Enterprise charts show the progress of all Professional and Construction Contracts relevant to the MWSBE Program.

Summary - Active Professional Services and Construction Contracts Payments Detail Report Totals


Summary - Professional Services (PS) and Construction Contracts (CC)

Total Number of Contracts - (PS & CC)	31	IBE %
IBE Target for All Prime Contractors - (PS & CC)		25.00%
Total Value of Contracts - (PS & CC)	\$527,760,419.11	2.84%
Total Payments to Prime Contractors - (PS & CC)	\$85,290,456.01	
Total Payments to IBEs	\$14,986,321.25	17.57%




Summary - Professional Services Contracts (PS)

Total Number of Professional Contracts - (PS)	21	IBE %
IBE Target for All Prime Contractors - (PS & CC)		25.00%
Total Value of Contracts - (PS & CC)	\$ 527,760,419.11	1.25%
Total Value of Contracts - (PS)	\$88,624,160.24	
Total Payments to Prime Contractors - (PS)	\$32,733,253.13	
Total Payments to IBEs	\$7,293,833.01	22.28%



Summary - Construction Contracts (CC)

Total Number of Construction Contracts - (CC)	10	IBE %
IBE Target for All Prime Contractors - (PS & CC)		25.00%
Total Value of Contracts - (PS & CC)	\$ 527,760,419.11	1.46%
Total Value of Contracts - (CC)	\$439,136,258.87	
Total Payments to Prime Contractors - (CC)	\$52,557,202.88	
Total Payments to IBEs	\$7,692,488.24	14.64%



PS = Professional Services Prime Consultants

CC = Construction Prime Contractors

IBE = Minority, Women, Small, Veteran, Disadvantaged, and Disabled Subcontractors and Subconsultants

Target = IBE 25% commitment on Commission Awarded Projects

*The above bar charts reflect data included in the following Payment Detail Reports.

Active Professional Services Contracts Payment Detail Report

		Contracts Value	Total Payments to IBEs to Date	IBE Target	IBE Actual				
		\$ 88,624,160.23	\$ 6,618,494.59	25.00%	7.47%				
Description	Contract No.	Vendor	Contract Value	Total Payments to Date	IBE Target	IBE Actual	IBE Type	Start Date	End Date
General Engineering Services 2015-2018 Annual Inspections	C-684A-1	Cherry, Weber & Assocs., P.C.	\$ 840,000.00	\$ 551,715.44	25.00%	16.07%		02/23/2015	12/31/2018
		SJH Engineering, P.C.	\$ 210,000.00	\$ 135,027.25	25.00%	16.07%	MBE		
Scudder Falls Bridge Replacement Project - Final Design Services	C-660A	Michael Baker Int'l., Inc.	\$ 25,020,900.74	\$ 24,929,738.74	25.00%	22.08%		02/23/2015	12/31/2021
		Amy S. Greene Environmental Consultants, Inc.	\$ 225,188.11	\$ 124,008.40	00.90%	0.50%	WBE		
		French & Parrello Associates	\$ 1,551,295.85	\$ 1,466,577.59	06.20%	5.86%	VBE		
		IH Engineers, P.C.	\$ 2,527,110.97	\$ 2,405,899.01	10.10%	9.62%	MBE		
		Naik Consulting Group, P.C.	\$ 1,476,233.14	\$ 1,445,532.45	05.90%	5.78%	DBE		
		Stokes Creative Group, Inc.	\$ 475,397.11	\$ 81,927.58	01.90%	0.33%	WBE		
TOA / Building Construction Management Services - PA Assignment Level 3 Toll Bridge Facilities Energy Contract	C-657A	Joseph Jingoli & Son, Inc.	\$ 300,000.00	\$ 267,852.85	25.00%	4.46%		04/13/2015	02/15/2018
		Burris Contracting, LLC	\$ 75,000.00	\$ 13,380.00	25.00%	4.46%	MBE		
I-78 Maintenance Garage Expansion	C-508A	Burns Engineering, Inc.	\$ 686,117.37	\$ 644,371.39	25.00%	42.92%		07/27/2015	09/30/2017
		American Engineers Group, LLC	\$ 24,014.11	\$ 23,012.21	03.50%	3.35%	MBE		
		Malick & Scherer	\$ 109,778.78	\$ 108,810.88	16.00%	15.86%	DBE		
		Sowinski Sullivan Architects, P.C.	\$ 171,529.34	\$ 162,630.69	25.00%	23.70%	WBE		
Scudder Falls Bridge Replacement Project - Public Involvement Service	C-662A	McCormick & Taylor, Inc.	\$ 1,800,016.87	\$ 744,851.80	25.00%	7.22%		09/28/2015	12/30/2021
		Information Logistics, Inc.	\$ 180,001.69	\$ 2,495.00	10.00%	0.14%	DBE		
		Stokes Creative Group, Inc.	\$ 630,005.90	\$ 127,549.09	35.00%	7.09%	DBE		

Reporting period 07/01/2014 to 11/30/2017.

Active Professional Services Contracts Payment Detail Report

			Contracts Value	Total Payments to IBEs to Date	IBE Target	IBE Actual		
			\$ 88,624,160.23	\$ 6,618,494.59	25.00%	7.47%		
TOA / Engineering Services - PA Assignment	C-696A	Johnson, Mirmiran and Thompson, Inc.	\$ 500,000.00	\$ 21,934.89	25.00%	0.00%		10/26/2015 10/26/2017
		ACT Engineers, Inc.	\$ 25,000.00	\$ -	05.00%	0.00%	WBE	
		American Geotechnical & Environmental Services (AGES)	\$ 25,000.00	\$ -	05.00%	0.00%	DBE	
		Barry Issett & Assocs.	\$ 25,000.00	\$ -	05.00%	0.00%	DBE	
		Envision Consultants, Ltd.	\$ 25,000.00	\$ -	05.00%	0.00%	WBE	
		SJH Engineering, P.C.	\$ 25,000.00	\$ -	05.00%	0.00%	DBE	
		Traffic Planning and Design, Inc.	\$ 25,000.00	\$ -	05.00%	0.00%	SBE	
I-78 Bridges & Approach Slab Rehabilitation	C-644A	Gannett Fleming, Inc.	\$ 651,157.49	\$ 368,213.61	25.00%	3.00%		02/29/2016 11/30/2017
		Malick & Scherer	\$ 65,115.75	\$ 7,175.01	10.00%	1.10%	DBE	
		SJH Engineering, P.C.	\$ 97,673.62	\$ 12,390.84	15.00%	1.90%	DBE	
I-78 Maintenance Garage Expansion Engineering Services for Construction Management	CM-508A	STV, Inc.	\$ 586,402.80	\$ 491,442.12	25.00%	13.94%		02/29/2016 09/30/2017
		Envision Consultants, Ltd.	\$ 36,943.38	\$ 33,957.55	06.30%	5.79%	SBE	
		HRV Conformance Verification Associates, Inc.	\$ 19,937.70	\$ 12,104.70	03.40%	2.06%	DBE	
		IH Engineers, P.C.	\$ 102,913.69	\$ 35,708.87	17.55%	6.09%	MBE	
Scudder Falls Bridge Replacement Project - PA Noise Walls Construction	CM-664A	Greenman-Pedersen, Inc.	\$ 912,693.42	\$ 841,751.87	25.00%	18.18%		02/29/2016 03/30/2017
		Envision Consultants, Ltd.	\$ 47,460.06	\$ 45,881.50	05.20%	5.03%	WBE	
		Keegan Technology & Testing Associates, Inc. A/K/A Key-Tech	\$ 33,769.66	\$ 36,494.33	03.70%	4.00%	SBE	
		Naik Consulting Group, P.C.	\$ 167,022.90	\$ 76,622.13	18.30%	8.40%	DBE	
		Safegate Associates, LLC	\$ 23,730.03	\$ 6,960.00	02.60%	0.76%	SBE	
TOA / Engineering Services for Electronic Toll Collection System	C-701A	Rummel, Klepper and Kahl, LLP	\$ 500,000.00	\$ 179,708.51	25.00%	10.87%		06/07/2016 06/07/2018
		Fagan Consulting, LLC	\$ 50,000.00	\$ -	10.00%	0.00%	DBE	
		KS Engineers, P.C.	\$ 35,000.00	\$ -	07.00%	0.00%	MBE	
		Navarro & Wright Consulting Engineers, Inc.	\$ 25,000.00	\$ 54,027.04	05.00%	10.81%	DBE	
		Spock Solutions, Inc.	\$ 40,000.00	\$ 300.00	08.00%	0.06%	WBE	

Reporting period 07/01/2014 to 11/30/2017.

Active Professional Services Contracts Payment Detail Report

			Contracts Value	Total Payments to IBEs to Date	IBE Target	IBE Actual		
			\$ 88,624,160.23	\$ 6,618,494.59	25.00%	7.47%		
TOA / Engineering Services - NJ Assignment	C-696B	French & Parrello Associates	\$ 500,000.00	\$ 136,327.86	25.00%	8.10%		07/18/2016 07/31/2018
		Area Engineering, Inc.	\$ 25,000.00	\$ -	05.00%	0.00%	DBE	
		Ellana, Inc.	\$ 25,000.00	\$ -	05.00%	0.00%	DBE	
		McCabe Environmental	\$ 25,000.00	\$ -	05.00%	0.00%	SBE	
		USA Architects	\$ 75,000.00	\$ 40,502.02	15.00%	8.10%	SBE	
Structural / Civil Task Order Agreement	C-702B	IH Engineers, P.C. (IBE)	\$ 1,000,000.00	\$ 253,249.84	100.00%	25.32%	MBE	10/31/2016 10/31/2018
		Amy S. Greene Environmental Consultants, Inc.	\$ 50,000.00	\$ -	05.00%	0.00%	WBE	
		Brinkerhoff Environmental Services, Inc.	\$ -	\$ -	00.00%	0.00%	WBE	
TOA / Construction Management Services - PA Assignment	C-703A	Urban Engineers, Inc.	\$ 5,000,000.00	\$ 62,212.33	25.00%	0.00%		12/19/2016 12/19/2018
		Malick & Scherer	\$ 625,000.00	\$ -	12.50%	0.00%	MBE	
		RIG Consulting, Inc.	\$ 625,000.00	\$ -	12.50%	0.00%	DBE	
Scudder Falls Bridge Replacement Project - Construction Management Services	CM-669A	Hill International, Inc.	\$ 25,015,066.98	\$ 1,717,717.47	25.00%	0.00%		02/09/2017 01/28/2022
		Envision Consultants, Ltd.	\$ 1,373,327.18	\$ -	05.49%	0.00%	WBE	
		KS Engineers, P.C.	\$ 3,434,568.70	\$ -	13.73%	0.00%	MBE	
		PKB Engineering Associates	\$ 1,183,212.67	\$ -	04.73%	0.00%	MBE	
		Safegate Associates, LLC	\$ 525,316.41	\$ -	02.10%	0.00%	SBE	
Commission Administration Building at Scudder Falls	C-707A	USA Architects (IBE)	\$ 1,376,451.71	\$ 700,798.00	40.00%	33.72%	SBE	02/27/2017 02/27/2019
		ACT Engineers, Inc.	\$ 137,645.17	\$ 7,121.55	10.00%	0.52%	SBE	
		Ellana, Inc.	\$ 55,058.07	\$ 13,878.88	04.00%	1.01%	WBE	
		French & Parrello Associates	\$ 550,000.00	\$ 55,075.29	40.00%	4.00%	VBE	
		IEI Group, Ltd.	\$ 82,587.10	\$ 33,560.61	06.00%	2.44%	WBE	
Scudder Falls Bridge Replacement Project - PA Approach Improvements	CI-671A	TRC Engineers, Inc.	\$ 6,515,220.03	\$ 240,017.41	25.00%	0.00%		02/27/2017 08/31/2021
		RIG Consulting, Inc.	\$ 2,331,797.25	\$ -	35.79%	0.00%	DBE	
Scudder Falls Bridge Replacement Project - Main River Bridge Replacement	CI-672A	Parsons Brinckerhoff	\$ 7,776,718.32	\$ 65,671.86	25.00%	0.39%		02/27/2017 12/31/2021
		KS Engineers, P.C.	\$ 2,886,717.84	\$ 30,123.00	37.12%	0.39%	MBE	

Reporting period 07/01/2014 to 11/30/2017.

Active Professional Services Contracts Payment Detail Report

			Contracts Value	Total Payments to IBEs to Date	IBE Target	IBE Actual		
			\$ 88,624,160.23	\$ 6,618,494.59	25.00%	7.47%		
Scudder Falls Bridge Replacement Project - NJ Approach Construction	CI-673A	Gannett Flemming, Inc.	\$ 6,568,103.32	\$ 362,171.38	25.00%	0.14%		02/27/2017 08/31/2021
		Churchill Consulting Engineers	\$ 2,331,676.68	\$ 9,516.92	35.50%	0.14%	SBE	
I-78 Bridges and Approach Slabs Rehabilitation Construction Management / Inspection Services	CM-644A	Greenman-Pedersen, Inc.	\$ 1,545,442.08	\$ 137,205.16	.	0.41%		04/24/2017 01/15/2019
		Advanced Infrastructure Design, Inc.	\$ 19,008.94	\$ -	1.23%	0.00%	DBE	
		Envision Consultants, Ltd.	\$ 90,408.36	\$ 10,244.20	5.85%	0.41%	WBE	
		JCMS, Inc.	\$ 345,869.94	\$ -	22.38%	0.00%	DBE	
Structural/Civil Task Order Agreement - PA Assignment	C-715A	Pennoni Associates, Inc.	\$ 1,000,000.00	\$ 16,300.60	25.00%	0.00%		06/27/2017 06/27/2019
		Malick & Scherer, PC	\$ 100,000.00	\$ -	10.00%	0.00%	DBE	
		Envision Consultants, LTD	\$ 50,000.00	\$ -	05.00%	0.00%	DBE	
		Kelly / Maiello, Inc.	\$ 50,000.00	\$ -	05.00%	0.00%	DBE	
		AGES, Inc.	\$ 50,000.00	\$ -	05.00%	0.00%	DBE	
Commission Administration Building at Scudder Falls - Construction Management Services	CM-707A	Joseph Jingoli & Son, Inc.	\$ 529,869.10	\$ -	25.00%	0.00%		11/20/2017 05/31/2019
		Envision Consultants, LTD	\$ 42,389.53	\$ -	08.00%	0.00%	DBE	
		IH Engineers, P.C.	\$ 105,973.82	\$ -	20.00%	0.00%	MBE	

Reporting period 07/01/2014 to 11/30/2017.

Active Construction Contracts Payment Detail Report

				Contracts Value	Total Payments to IBEs to Date	IBE Target	IBE Actual		
				\$ 437,892,258.87	\$ 15,074,717.61	25.00%	3.44%		
Description	Contract No.	Vendor	Contract Value	Total Payments to Date	IBE Target	IBE Actual	IBE Type	Start Date	End Date
Scudder Falls Bridge Replacement Project - Pennsylvania Side	T-668A-1	Trumbull Corporation	\$ 396,000,000.00	\$ 31,349,082.31	25.00%	1.43%		02/27/2017	09/30/2021
		3 Rivers Pipe Profiling	\$ 109,665.00	\$ -	0.03%	0.00%			
		Aaron Enterprises, Inc.	\$ 2,350,750.00	\$ -	0.59%	0.00%			
		ABC Construction Co., Inc.	\$ 100.00	\$ 1,392,984.45	0.00%	0.35%	DBE		
		Alliance Landscaping, Inc.	\$ 102,800.00	\$ 54,451.50	0.03%	0.01%	WBE		
		Armour & Sons Electric, Inc.	\$ 636,739.50	\$ -	0.16%	0.00%			
		Aspen Landscaping Contracting, Inc.	\$ 3,129,213.00	\$ -	0.79%	0.00%	SBE		
		Avalotis Corporation	\$ 1,135,957.00	\$ -	0.29%	0.00%			
		Bridg-it Fabricators, Inc.	\$ 1,596,794.64	\$ -	0.40%	0.00%	DBE		
		Bucks Concrete Services	\$ 100.00	\$ -	0.00%	0.00%			
		Chesco Coring & Cutting, Inc.	\$ 419,669.75	\$ 5,231.70	0.11%	0.00%			
		Delta Line Construction Co.	\$ 15,995,106.80	\$ 573,406.50	4.04%	0.14%	WBE		
		Diamond Huntbach Construction Corp.	\$ 62,610.00	\$ -	0.02%	0.00%			
		Filly Oil, Inc.	\$ 100.00	\$ 125,851.24	0.00%	0.03%	WBE		
		Haines & Kibblehouse, Inc.	\$ 15,208,159.05	\$ 550,467.19	3.84%	0.14%			
		JMD Building Products, LLC	\$ 116,844.00	\$ 17,120.00	0.03%	0.00%	WBE		
		LB Construction Enterprises, Inc.	\$ 2,958,036.23	\$ 1,112,960.72	0.75%	0.28%	MBE		
		M.L. Ruberton Construction Co., Inc.	\$ 7,402,644.00	\$ 169,052.50	1.87%	0.04%	WBE		
		Madura Steel Sales, Inc	\$ 100.00	\$ 394,100.36	0.00%	0.10%	DBE		
		Maxim Crane Works, LP	\$ 78,775.00	\$ -	0.02%	0.00%			
		McCrossin Foundations, LLC	\$ 7,914,745.00	\$ -	2.00%	0.00%			
		North Suburban Tree Service, Inc.	\$ 307,727.00	\$ 30,502.00	0.08%	0.01%	DBE		
		Pavilion Drainage Supply Co., Inc.	\$ 30,653.25	\$ -	0.01%	0.00%	DBE		
		Pennsylvania Drilling Company	\$ 10,000.00	\$ -	0.00%	0.00%			
		Plum Contracting, Inc.	\$ 924,272.40	\$ -	0.23%	0.00%			
		Reilly Sweeping, Inc.	\$ 100.00	\$ -	0.00%	0.00%			
		Shaka	\$ 3,500.00	\$ 3,500.00	0.00%	0.00%	DBE		
		Stavola Contracting Company	\$ 8,835,176.75	\$ -	2.23%	0.00%			
		Structural Services, Inc.	\$ 2,569,996.50	\$ -	0.65%	0.00%	SBE		
		Timber Industries, LLC	\$ 701,587.00	\$ 518,731.04	0.18%	0.13%			
		VideoTek Construction, LLC	\$ 100.00	\$ -	0.00%	0.00%	DBE		

Reporting period from 07/01/2014 to 11/30/2017

Active Construction Contracts Payment Detail Report

			Contracts Value	Total Payments to IBEs to Date	IBE Target	IBE Actual			
			\$ 437,892,258.87	\$ 15,074,717.61	25.00%	3.44%			
		W.R. Burnett, Inc.	\$ 100.00	\$ 115,721.25	0.00%	0.03%	MBE		
		Work Zone Contractors, LLC	\$ 519,225.00	\$ 560,046.31	0.13%	0.14%	DBE		
		Zone Stripping, Inc.	\$ 1,183,583.77	\$ 58,391.32	0.30%	0.01%	SBE		
Sendder Falls Toll Supported Bridge - Interim Deck Repairs on I-95	TS-677A	Sparwick Contracting, Inc. (IBE)	\$ 1,003,336.00	\$ 993,306.00	100.00%	99.00%	SBE	05/20/2015	11/20/2018
Electronic Toll Collection System Replacement - Design, Build & Maintain	DB-540A	Transcore, LP	\$ 12,462,964.26	\$ 9,347,124.09	25.00%	18.84%		10/27/2015	09/13/2021
		All Points Communications, Inc.	\$ 405,046.34	\$ 581,979.20	3.25%	4.67%	DBE		
		Arora Engineers, Inc.	\$ 83,501.86	\$ 123,059.05	0.67%	0.99%	MBE		
		Flagger Force	\$ 52,344.45	\$ 248,492.11	0.42%	1.99%	DBE		
		Globe Electric Supply Company, Inc.	\$ 281,662.99	\$ 173,648.78	2.26%	1.39%	DBE		
		HHC Services, Inc.	\$ 6,231.48	\$ -	0.05%	0.00%	DBE		
		Jen Electric, Inc.	\$ 439,942.64	\$ 865,972.00	3.53%	6.95%	DBE		
		KS Engineers, P.C.	\$ 57,329.64	\$ 194,330.78	0.46%	1.56%	MBE		
		Red Wagon Printing D/B/A Minuteman Press	\$ 8,724.07	\$ 6,177.93	0.07%	0.05%	WBE		
		Sharpened Image, Inc.	\$ 77,270.38	\$ 139,790.64	0.62%	1.12%	DBE		
		SJH Engineering, P.C.	\$ 6,231.48	\$ 14,500.00	0.05%	0.12%	DBE		
I-78 Maintenance Garage Expansion at I-78 PA Welcome Ctr. / Maint. Facility	T-508A	Bracy Construction, Inc.	\$ 10,049,000.00	\$ 8,660,166.73	25.00%	67.19%		06/27/2016	10/27/2017
		84 Lumber Company	\$ 100.00	\$ 34,974.56	0.00%	0.35%			
		Abbey Road Control, Inc.	\$ -	\$ -					
		Ankiewicz Enterprises Inc.	\$ 1,040,574.00	\$ 909,162.80	10.36%	9.05%			
		Bridgwood Tile & Stone	\$ 10,000.00	\$ -					
		C.A. Weiss Sales, LLC	\$ 275,342.00	\$ 245,498.71	2.74%	2.44%			
		Central II, Inc.	\$ 32,750.00	\$ -	0.33%	0.00%	MBE		
		Central Penn Welding & Ironworks	\$ 7,285.53	\$ -		0.00%			
		Comprehensive Fire Technologies, Inc.	\$ 16,750.00	\$ -	0.17%	0.00%			
		Cope Commercial Flooring and Interiors, Inc.	\$ 22,000.00	\$ 6,300.00	0.22%	0.06%			
		Crowley Lightning Protection, Inc.	\$ 1.00	\$ -		0.00%			
		David Ott	\$ 20,000.00	\$ -		0.00%			
		DeWalt Plumbing, Inc.	\$ 464,000.00	\$ 477,486.00	4.62%	4.75%			
		Diamond Decorating, Inc.	\$ 105,000.00	\$ -	1.04%	0.00%			
		Empire Wrecking Co of Reading, PA	\$ 99,891.00	\$ -	0.99%	0.00%			

Reporting period from 07/01/2014 to 11/30/2017

Active Construction Contracts Payment Detail Report

		Contracts Value	Total Payments to IBEs to Date	IBE Target	IBE Actual	
		\$ 437,892,258.87	\$ 15,074,717.61	25.00%	3.44%	
	Entrance Systems, Inc.	\$ 80,750.00	\$ -	0.80%	0.00%	
	Fox Quality Roofing, LLC	\$ 873,900.00	\$ 784,010.00	8.70%	7.80%	
	Gaver Industries, Inc. d/b/a Barker & Barker	\$ 213,561.56	\$ 19,547.10	2.13%	0.19%	
	Ida Yeager Sales, Inc.	\$ 159,401.50	\$ 60,637.50	1.59%	0.60%	
	J. E. Scholtz Custom Millwork, Inc.	\$ 11,400.00	\$ -	0.11%	0.00%	
	J/M Fence & Deck Co.	\$ 16,624.00	\$ -	0.17%	0.00%	
	J. Sterling Solutions, LLC	\$ 1.00	\$ 51,476.64	0.00%	0.51%	
	Jarrett Mechanical Insulation	\$ 20,000.00	\$ -		0.00%	
	Jaydor Co., (A Corp.)	\$ 75,995.00	\$ -	0.76%	0.00%	
	Labe Sales, Inc.	\$ 80,801.00	\$ 73,980.00	0.80%	0.74%	
	Michael Wallander	\$ 20,000.00	\$ -		0.00%	
	Modernfold Of Reading, Inc.	\$ 22,810.00	\$ -	0.23%	0.00%	
	Palma, Inc.	\$ 89,952.00	\$ -	0.90%	0.00%	
	Penn State Electrical Mechanical Supply Co., Inc.	\$ 240,000.00	\$ 192,167.41	2.39%	1.91%	
	Reeb Building Systems, LLC	\$ 690,565.34	\$ 506,842.22	6.87%	5.04%	DBE
	Rubright Construction, Inc.	\$ 580,500.00	\$ 515,601.00	5.78%	5.13%	
	Steel Fab Enterprises, LLC	\$ 405,400.00	\$ 292,878.96	4.03%	2.91%	
	Steven Smith	\$ 20,000.00	\$ -		0.00%	
	Supreme Ceilings, Inc.	\$ 157,500.00	\$ 104,214.40	1.57%	1.04%	
	T.A. Silfies Masonry, LLC.	\$ 762,600.00	\$ 571,957.75	7.59%	5.69%	
	Terry O'Connor, Jr.	\$ 20,000.00	\$ -		0.00%	
	Tradesmen International, LLC	\$ 100.00	\$ -	0.00%	0.00%	
	Tri-County Mechanical, Inc.	\$ 1,097,000.00	\$ 944,210.00	10.92%	9.40%	
	William Hoffert	\$ 20,000.00	\$ -		0.00%	
	Wind Gap Electric, Inc.	\$ 1,137,249.00	\$ 860,437.19	11.32%	8.56%	
	YCP, Inc.	\$ 28,137.20	\$ 100,120.00	0.28%	1.00%	

Reporting period from 07/01/2014 to 11/30/2017

Active Construction Contracts Payment Detail Report


			Contracts Value	Total Payments to IBEs to Date	IBE Target	IBE Actual		
			\$ 437,892,258.87	\$ 15,074,717.61	25.00%	3.44%		
Easton - Phillipsburg Toll Bridge Administration Building	T-644A	J.D. Eckman, Inc.	\$ 11,117,003.61	\$ 1,824,303.55	25.00%	2.01%	06/01/2017	12/21/2018
		Established Traffic Control	\$ 244,574.00	\$ 222,955.58	2.20%	2.01%	WBE	
		Guidemark, Inc.	\$ 461,446.40	\$ -	4.15%	0.00%		
		Jag'd Construction, Inc.	\$ 2,809,000.00	\$ -	25.27%	0.00%	SBE	
		Jilco, Inc.	\$ 266,808.01	\$ -	2.40%	0.00%	DBE	
		Mattiola Services, LLC	\$ 93,360.15	\$ -	0.84%	0.00%		
Building and Facilities Energy Conservation	T-645A	MJF Electrical Contracting, Inc.	\$ 5,317,100.00	\$ -	25.00%	0.00%	06/27/2017	05/11/2018
		Turtle & Hughes	\$ 1,063,420.00	\$ -	20.00%	0.00%	WBE	
Building and Facilities Energy Conservation	T-645B	Schneider Electric	\$ 1,154,809.00	\$ -	25.00%	0.00%	06/27/2017	05/18/2018
		MAS Construction Services, LLC	\$ 154,809.00	\$ -	13.41%	0.00%	WBE	
Lower Trenton Toll Supported Bridge Replacement Of Sign Lighting Elements	TS-687A	Carr & Duff, Inc.	\$ 647,000.00	\$ 264,847.50	25.00%	10.79%	06/23/2017	10/20/2017
		North Star Electrical Supply Co., Inc.	\$ 123,750.00	\$ 69,791.22	19.13%	10.79%	WBE	
		Service Painting, Inc.	\$ 1.00					
Lower Trenton Toll Supported Bridge Approach Traffic Signal Equipment Upgrades	TS-699A	Carr & Duff, Inc.	\$ 141,046.00	\$ 118,372.70	25.00%	0.00%	03/29/2017	03/29/2021
		General Highway Products, Inc	\$ 35,261.50	\$ -	25.00%	0.00%	WBE	
Milford-Montague Toll Bridge Salt Storage Building	T-717A	Bracy Construction	\$ 1,244,000.00	\$ -	25.00%	0.00%	03/29/2017	03/29/2021
		Keystone Dirt Works, Inc.	\$ 124,400.00	\$ -	10.00%	0.00%	WBE	
		Raymond Orchard Construction, Inc.	\$ 230,000.00	\$ -	18.49%	0.00%		

Reporting period from 07/01/2014 to 11/30/2017

Summary - Completed Professional Services and Construction Contracts Payments Detail Report Totals


Summary - Professional Services (PS) and Construction Contracts (CC)

Total Number of Contracts - (PS & CC)	13	IBE %
IBE Target for All Prime Contractors		25.00%
Total Payments to Prime Contractors - (PS & CC)	\$26,912,648.32	
Total Payments to IBEs	\$9,780,100.36	36.34%



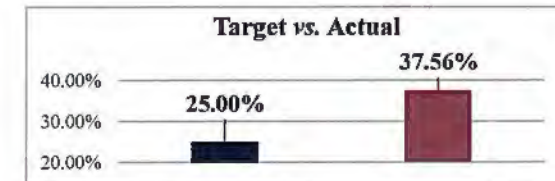
Summary - Professional Services Contracts (PS)

Total Number of Professional Contracts - (PS)	4	IBE %
IBE Target for All Prime Contractors		25.00%
Total Payments to Prime Contractors - (PS)	\$1,792,422.29	
Total Payments to IBEs	\$344,134.20	19.20%



Summary - Construction Contracts (CC)

Total Number of Contracts - (CC)	9	IBE %
IBE Target for All Prime Contractors		25.00%
Total Payments to Prime Contractors - (CC)	\$25,120,226.03	
Total Payments to IBEs	\$9,435,966.16	37.56%



PS = Professional Services Prime Consultants

CC = Construction Prime Contractors

IBE = Minority, Women, Small, Veteran, Disadvantaged, and Disabled Subcontractors and Subconsultants

Target = IBE 25% commitment on Commission Awarded Projects

*The above bar charts reflect data included in the following Payment Detail Reports.

Completed Professional Services Contracts Payment Detail Report

				Contracts Value	Total Payments Made to IBEs	IBE Target	IBE Average		
				\$ 1,792,453.93	\$ 400,970.87	25.00%	22.37%		
Contract Title	Contract No.	Vendor	Contract Value	Total IBE Payments	IBE Target	IBE Actual	IBE Type	Start Date	End Date
Scudder Falls Bridge Replacement Project - PA Noise Walls Construction	CI-665A	Jacobs Engineering Group, Inc.	\$ 626,965.40	\$ 626,933.76	25.00%	7.14%		05/23/2016	11/02/2017
		IH Engineers, P.C.	\$ 90,283.02	\$ 44,766.05	14.40%	7.14%	MBE		
		RIG Consulting, Inc.	\$ 68,088.44	\$ -	10.86%	0.00%	DBE		
Riverton - Belvidere Toll Supported Bridge Critical Member Strengthening - Design	C-650A	Ammann & Whitney	\$ 451,072.33	\$ 451,072.33	25.00%	20.66%		10/26/2015	08/08/2017
		Pickering, Corts & Summerson, Inc.	\$ 116,376.66	\$ 93,184.47	25.80%	20.66%	SBE		
Portland - Columbia Toll Bridge Approach Roadways Improvements	CI-566A	Jacobs Engineering Group, Inc.	\$ 476,991.53	\$ 476,991.53	25.00%	30.29%		02/23/2015	10/15/2016
		AmerCom Corporation	\$ 150,490.83	\$ 144,473.11	31.55%	30.29%	MBE		
		Naik Consulting Group, P.C.	\$ 23,229.49	\$ -	04.87%	0.00%	SBE		
Scudder Falls Bridge Replacement Project - Traffic Engineering Services Pre-construction Traffic Study	C-663A	Pennoni Associates, Inc.	\$ 237,424.67	\$ 237,424.67	25.00%	49.93%		07/30/2015	4/20/2016
		Drive Engineering Corp.	\$ 8,072.44	\$ 6,757.64	03.40%	2.85%	MBE		
		TechniQuest Corporation	\$ 86,660.00	\$ 111,789.60	36.50%	47.08%	MBE		

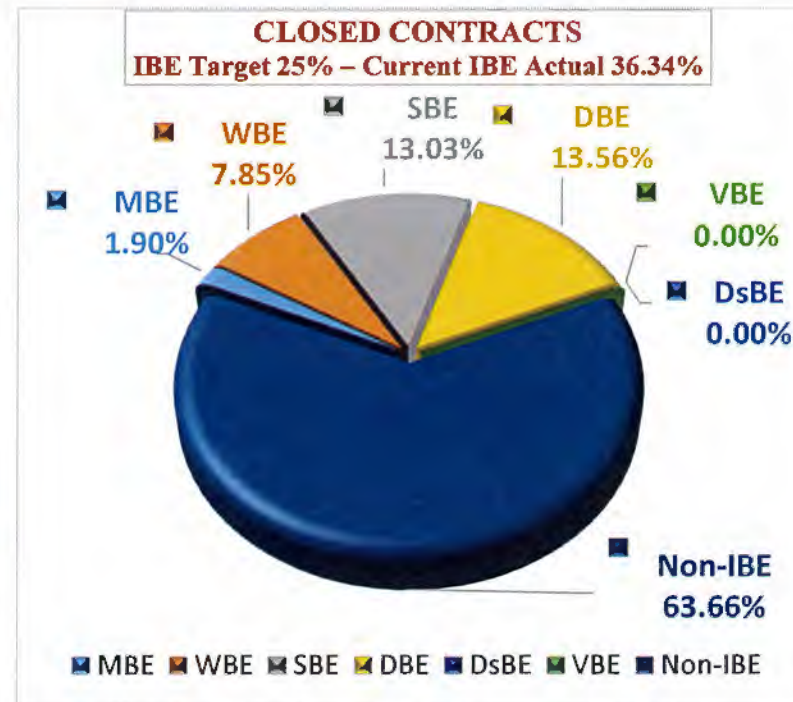
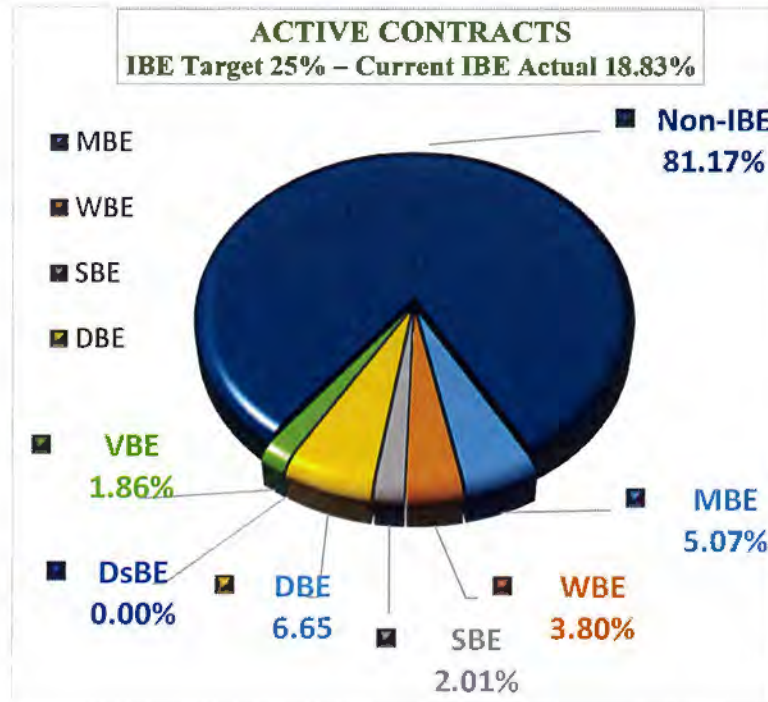
Completed Construction Contracts Payment Detail Report

			Contract Value \$25,120,226.14	Total Payments Made to IBEs \$ 6,381,761.92	IBE Target 25.00%	IBE Average 25.40%			
Description	Contract No.	Vendor	Contract Value	Total Payments to Date	IBE Target	IBE Actual	IBE Type	Start Date	End Date
Scudder Falls Bridge Replacement Project - Tree Clearing	T-667A	AP Construction, Inc.	\$ 1,721,688.26	\$ 51,721,688.26	25.00%	26.42%		12/23/2015	09/20/2017
		Athena Contracting, Inc.	\$ 181,499.94	\$ 243,315.01	10.54%	14.13%	WBE		
		BFW Group	\$ 15,000.00	\$ 8,550.00	0.87%	0.50%	DBE		
		Sable Construction, Inc.	\$ 272,249.91	\$ 202,960.00	15.81%	11.79%	MBE		
Scudder Falls Bridge Replacement Project - PA Noise Walls	T-666A	PKF-Mark III, Inc.	\$ 11,219,737.01	\$ 11,219,737.01	25.00%	29.81%		04/29/2016	08/14/2017
		Bird Solutions International	\$ 140,732.00	\$ 122,732.00					
		Green Valley Landscaping, Inc.	\$ 42,418.29	\$ 72,163.76					
		Sanders Construction Company, Inc.	\$ 3,624,651.69	\$ 3,338,786.23	32.31%	29.76%	DBE		
		Work Zone Contractors, LLC	\$ 7,886.40	\$ 5,352.12	0.07%	0.05%	DBE		
Scudder Falls Bridge Replacement Project Subsurface Boring & Sampling	T-661A	TRC Engineers	\$ 1,438,942.00	\$ 1,438,941.98	25.00%	16.29%		05/18/2015	05/18/2017
		Garden State Highway Products	\$ 196,519.30	\$ 196,519.30	13.66%	13.66%	WBE		
		Traffic Regulators	\$ 37,947.00	\$ 37,947.00	2.64%	2.64%	SBE		
I-78 Toll Plaza Bumper Block Replacement	T-705A	Sparwick Contracting, Inc. (IBE)	\$ 160,006.00	\$ 160,006.00	25.00%	100.00%	SBE	10/17/2016	03/03/2017
DIII Toll Bridges Facilities Emergency Standby Generators Improvements	T-514A	West Side Hammer Electric	\$ 644,686.07	\$ 644,686.00	25.00%	30.61%		07/27/2015	01/08/2017
		Penn State Electric Mechanical Supply Co., Inc.	\$ 197,339.20	\$ 197,339.99	30.61%	30.61%	DBE		
Lower Trenton TSB Approach Roadways Improvements	TS-639B	Mount Construction, Co. Inc. (IBE)	\$ 2,090,794.02	\$ 2,090,794.00	25.00%	100.00%	WBE	04/09/2015	12/06/2016
Easton / Phillipsburg Ramp C Stabilization	T-641A	Merco, Inc. (IBE)	\$ 998,300.00	\$ 998,300.00	25.00%	100.00%	SBE	11/23/2015	12/01/2016
Portland - Columbia Toll Bridge Approach Roadway Improvement	T-566A	Intercounty Paving Company	\$ 6,193,334.28	\$ 6,193,334.28	25.00%	30.32%		02/25/2015	11/30/2016
		Established Traffic Control	\$ 43,589.66	\$ 43,589.66	0.70%	0.70%	DBE		
		MV Contracting, Inc.	\$ 1,652,064.50	\$ 1,652,064.50	26.67%	26.67%	WBE		
		PIM Corporation	\$ 160,217.70	\$ 160,217.70	2.59%	2.59%	SBE		
		The Vann Organization	\$ 22,035.00	\$ 22,035.00	0.36%	0.36%	SBE		

Completed Construction Contracts Payment Detail Report

			Contract Value	Total Payments Made to IBEs	IBE Target	IBE Average		
			\$25,120,226.14	\$ 6,381,761.92	25.00%	25.40%		
Riverton - Belvidere Toll Supported Bridge	TS-650A	ROAD-CON, INC.	\$ 652,738.50	\$ 652,738.50	25.00%	11.98%	08/15/2016	11/11/2016
		Desilvio & Company, Inc.	\$ 16,848.00	\$ 16,848.00	2.58%	2.58%	WBE	
		Established Traffic Control	\$ 4,317.48	\$ 4,317.48	0.66%	0.66%	WBE	
		RAM-T Corporation	\$ 7,182.00	\$ 7,182.00	1.10%	1.10%	DBE	
		Williams Flagger Logistics, LLC	\$ 49,842.17	\$ 49,842.17	7.64%	7.64%	DBE	

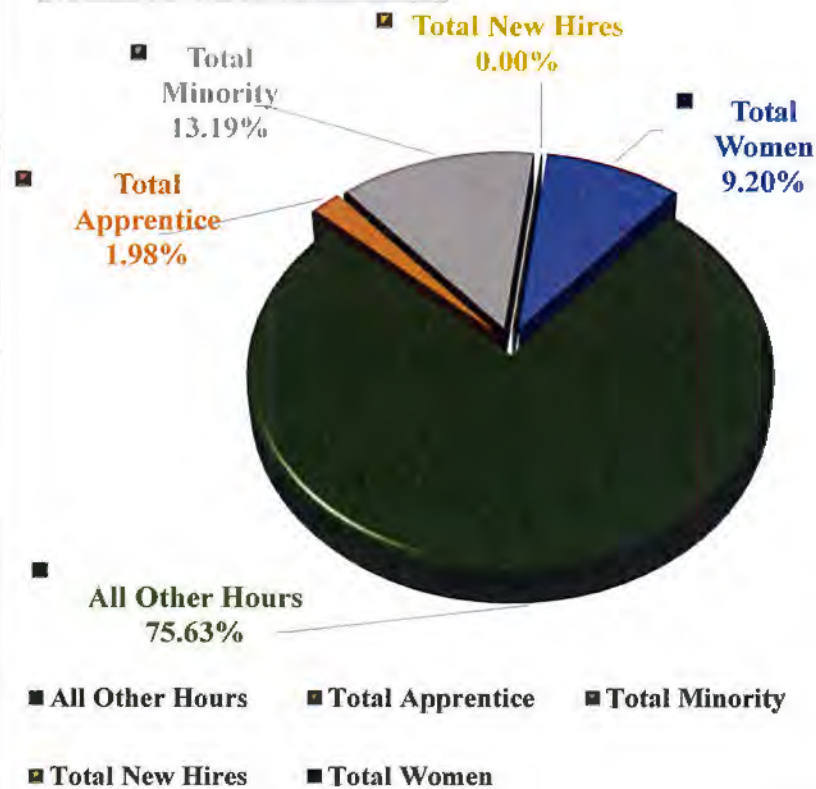
PERCENTAGES OF PAYMENTS TO IBE CERTIFIED SUBCONTRACTORS (MBE / WBE / SBE / DBE / DSBE / VBE)



Reporting period from 07/01/2014 to 11/30/2017

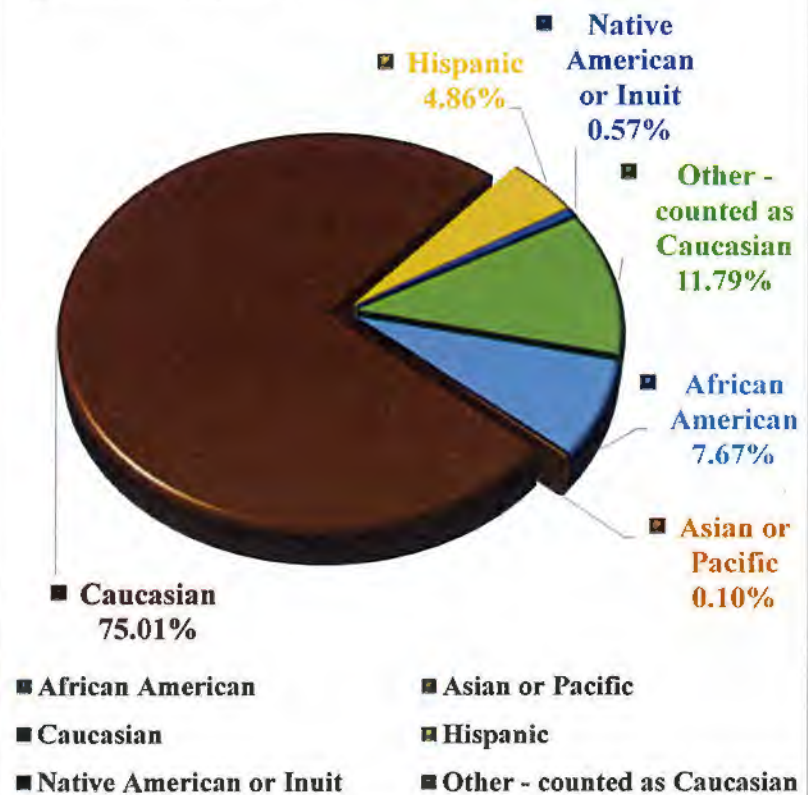
WORKFORCE UTILIZATION REPORTING

Hours Worked



Hours Worked Pie Chart = reflects the individual(s) hours worked by the Prime Contractor(s) and/or their Subcontractor(s) Employees (IBE and Non-IBE).

Ethnicity



Ethnicity Pie Chart = reflects the ethnic backgrounds of all individual workers reporting on Commission Projects (Primes Employees / Subcontractor Employees).

*The above-referenced workforce utilization data is reflected in the following spreadsheets.

**WORKFORCE UTILIZATION REPORTING (Hours Worked by Trade)
Trade, Ethnicity Gender**

Workforce Utilization Totals			Total Hours Worked	Total Apprentices	NJ Hours	NJ %	PA Hours	PA %	Caucasian / White	Other	American Indian	Asian Pacific Islander	Black / African American	Latino / Hispanic	Total Minorities	Minority %	Total Women	Women %	New Hires
			169,593.58	3,357.50	61,916.50	36.51%	103,480.58	61.02%	127,217.08	964.50	174.50	13,001.25	8,237.50	19,998.75	22,377.75	13.19%	15,601.75	9.20%	6.50

Project Name	Company Name	Trade Description	Total Hours Worked	Total Apprentices	NJ Hours	NJ %	PA Hours	PA %	Caucasian / White	Other	American Indian	Asian Pacific Islander	Black / African American	Latino / Hispanic	Total Minorities	Minority %	Total Women	Women %	New Hires
Project Name	Company Name	Trade Description	2,640.00	0.00	108.00	5.29%	875.00	41.89%	321.00	0.00	158.00	674.00	255.50	631.50	1,087.50	53.31%	0.00	0.00%	0.00
DB-440A TRANSOCORE - Electronic Toll Collection System Replacement - Design, Build & Maintain	JEM ELECTRIC, INC. Transcore LP - Harrisburg, PA	Electrician	48.00	0.00	48.00	100.00%	0.00%	0.00%	48.00							0.00%		0.00%	
		ELECTRICIAN	787.50	0.00		0.00%	335.50	42.60%	202.50			231.00	166.50	187.50	397.50	50.48%		0.00%	
		ELECTRICIANS & TELECOMMUNICATIONS INSTALLATION TECHNICIAN	1,204.50	0.00	80.00	4.98%	539.50	44.79%	70.50		158.00	443.00	89.00	444.00	660.00	57.29%		0.00%	

Project Name	Company Name	Trade Description	30,915.83	2,072.00	1,773.00	5.73%	28,792.33	93.13%	20,358.08	0.00	0.00	72.50	1,396.00	9,089.25	1,408.50	4.75%	861.25	2.79%	8.50
T-888A BRACY - I-78 Maintenance Garage Expansion at I-78 PA Welcome Center / Maintenance Facility	Abbey Road Control Inc. Artemis Enterprises Inc.	LABORER	588.25	0.00		0.00%	588.25	100.00%						588.25		0.00%	282.75	48.40%	
		LABORER	700.50	0.00		0.00%	700.50	100.00%						700.50		0.00%		0.00%	
		OPERATING ENGINEER	192.50	0.00		0.00%	192.50	100.00%						192.50		0.00%		0.00%	
	Bracy Construction Inc	Carpenter	1,410.50	0.00	124.50	8.83%	1,286.00	91.17%	1,263.00				118.00	29.50	118.00	8.37%		0.00%	
		LABORER	1,426.50	0.00	686.50	48.89%	756.00	53.14%	145.00				581.00	690.50	581.00	41.43%		0.00%	
		OPERATING ENGINEER	4.00	0.00		0.00%	4.00	100.00%	4.00							0.00%		0.00%	
	Bridgwood Tile & Stone Central II, Inc.	TILE FINISHER	54.00	0.00		0.00%	54.00	100.00%						54.00		0.00%		0.00%	
		Bricklayer, Stone Mason	88.00	0.00		0.00%	88.00	100.00%	88.00							0.00%		0.00%	
		Comprehensive Fire Technologies, Inc.	ELECTRICIAN	27.50	0.00		0.00%	27.50	100.00%	20.50				7.00		0.00%		0.00%	
	Crowley Lightning Protection, Inc.	Sprinter Filter	8.00	0.00		0.00%	8.00	100.00%	8.00					2.00		0.00%		0.00%	
		ELECTRICIAN	22.00	0.00		0.00%		0.00%	22.00							0.00%		0.00%	
		LABORER	97.00	0.00		0.00%	97.00	100.00%	97.00							0.00%		0.00%	
	David Ott	Plumber	868.00	0.00		0.00%	868.00	100.00%	868.00							0.00%		0.00%	
		PAINTER	718.00	638.00		0.00%	718.00	100.00%						718.00		0.00%		0.00%	
		HEAVY & GENERAL LABORERS	125.00	0.00		0.00%	125.00	100.00%	7.00					118.00		0.00%		0.00%	
	Entrance Systems Inc. FOX QUALITY ROOFING LLC	LABORER	373.50	0.00		0.00%	373.50	100.00%	164.50					209.00		0.00%		0.00%	
		Glazier	71.00	0.00		0.00%	71.00	100.00%						71.00		0.00%		0.00%	
		Carpenter	105.80	0.00	50.25	47.63%	55.25	82.37%	75.25					30.25		0.00%		0.00%	
	GAVER INDUSTRIES INC. DBA BARKER & BARKER PAVING	LABORER	528.00	0.00	515.50	98.00%		0.00%	528.00							0.00%		0.00%	
		Roofer	3,062.75	0.00	169.25	5.53%	2,722.25	88.88%	3,003.00					58.75		0.00%		0.00%	
		ASPHALT LABORERS	45.00	0.00		0.00%	45.00	100.00%						45.00		0.00%		0.00%	
	J. E. Scholtz custom Millwork, Inc.	OPERATING ENGINEER	137.50	0.00		0.00%	137.50	100.00%						137.50		0.00%		0.00%	
		TRUCK DRIVER	10.75	0.00		0.00%	10.75	100.00%						10.75		0.00%		0.00%	
		Carpenter	13.00	0.00		0.00%		0.00%	8.50					8.50		0.00%		0.00%	6.50
	Jarrett Mechanical Insulation JAYDOR CO., (A Corp.)	LABORER	8.50	0.00		0.00%	8.50	100.00%	8.50							0.00%		0.00%	
		Heat & Frost Insulator	44.00	0.00		0.00%	44.00	100.00%						44.00		0.00%		0.00%	
		LABORER	70.00	0.00		0.00%	70.00	100.00%	70.00							0.00%		0.00%	
	Michael Wallander	Millwright	70.00	0.00		0.00%	70.00	100.00%	70.00							0.00%		0.00%	
		LABORER	17.00	0.00		0.00%	17.00	100.00%						17.00		0.00%		0.00%	
		Plumber	115.50	0.00		0.00%	115.50	100.00%						115.50		0.00%		0.00%	

WORKFORCE UTILIZATION REPORTING (Hours Worked by Trade)
Trade, Ethnicity Gender

Project Name	Company Name	Trade Description	Total Hours Worked	Total Apprentices	NJ Hours	NJ %	PA Hours	PA %	Caucasian / White	Other	American Indian	Asian Pacific Islander	Black / African American	Latino / Hispanic	Total Minorities	Minority %	Total Women	Women %	New Hires
	MODERNFOLD OF READING INC Palma Inc	Carpenter	42.00	0.00		0.00%	42.00	100.00%	42.00							0.00%		0.00%	
		Bricklayer, Stone Mason	14.00	0.00		0.00%	14.00	100.00%						14.00		0.00%		0.00%	
		Cement Mason	131.00	0.00		0.00%	131.00	100.00%						131.00		0.00%		0.00%	
	Robert Ott Robinson Steel Company RUBRIGHT CONSTRUCTION, INC.	LABORER	271.00	0.00	25.00	9.23%	246.00	90.77%						271.00		0.00%		0.00%	
		LABORER	673.00	0.00		0.00%	673.00	100.00%	673.00							0.00%		0.00%	
		Carpenter	5.00	0.00		0.00%	5.00	100.00%				5.00			5.00	100.00%		0.00%	
		Bricklayer, Stone Mason	62.00	0.00		0.00%	62.00	100.00%	21.00				31.00		31.00	50.00%		0.00%	
		Carpenter	351.50	0.00		0.00%	351.50	100.00%	271.50				2.00	78.00	2.00	0.57%		0.00%	
		Cement Mason	110.50	0.00		0.00%	110.50	100.00%	29.50				74.50	8.50	74.50	67.42%		0.00%	
		Ironworker	812.58	0.00		0.00%	812.58	100.00%	472.06				66.00	274.50	66.00	8.12%		0.00%	
		LABORER	1,641.50	0.00		0.00%	1,641.50	100.00%	869.50				225.00	517.00	225.00	13.71%		0.00%	
		OPERATING ENGINEER	178.50	0.00		0.00%	178.50	100.00%	144.50					32.00		0.00%		0.00%	
		Truck Driver	135.50	0.00		0.00%	135.50	100.00%	132.00					3.50		0.00%		0.00%	
		Ironworker	942.00	0.00		0.00%	942.00	100.00%	714.00			67.50	63.50	97.00	131.00	13.91%		0.00%	
		LABORER	106.50	0.00		0.00%	106.50	100.00%	106.50							0.00%		0.00%	
		Plumber	688.50	0.00		0.00%	688.50	100.00%	688.50							0.00%		0.00%	
		Carpenter	449.00	0.00		0.00%	449.00	100.00%						449.00		0.00%		0.00%	
		BRICKLAYER	30.25	0.00		0.00%	30.25	100.00%					30.25		30.25	100.00%		0.00%	
		Bricklayer, Stone Mason	2,425.25	0.00		0.00%	2,393.75	98.70%	2,283.75				141.50		141.50	5.83%		0.00%	
		LABORER	1,853.25	0.00		0.00%	1,824.00	98.12%	1,500.00				53.25		53.25	2.87%		0.00%	
		LABORER	28.00	0.00		0.00%	28.00	100.00%	28.00							0.00%		0.00%	
		Plumber	163.50	0.00		0.00%	163.50	100.00%	163.50							0.00%		0.00%	
		Carpenter	119.00	0.00		0.00%	119.00	100.00%						119.00		0.00%		0.00%	
		LABORER	917.00	0.00		0.00%	824.00	89.86%	917.00							0.00%		0.00%	
		Pipefitter	1,835.00	0.00		0.00%	1,835.00	100.00%	1,835.00							0.00%	368.50	21.72%	
		Sheet Metal Worker	615.50	0.00		0.00%	615.50	100.00%	615.50							0.00%		0.00%	
		LABORER	23.00	0.00		0.00%	23.00	100.00%						23.00		0.00%		0.00%	
		Plumber	182.50	0.00		0.00%	182.50	100.00%						182.50		0.00%		0.00%	
		Electrician	5,141.50	1,434.00	200.00	3.86%	4,641.50	98.11%	2,531.00					2,610.50		0.00%	200.00	3.89%	
		LABORER	427.25	0.00		0.00%	427.25	100.00%						427.25		0.00%		0.00%	
		OPERATING ENGINEER	49.00	0.00		0.00%	49.00	100.00%						49.00		0.00%		0.00%	
Project Name	Company Name	Trade Description	5,187.00	0.00	0.00	0.00%	5,187.00	100.00%	4,164.00	0.00	0.00	468.50	534.50	20.00	1,003.00	19.34%	740.50	14.28%	0.00
T-844A J.D. ECKMAN - RADTKE PHILIPSBURG TR FACILITY ADMINISTRATION BLDG	ESTABLISHED TRAFFIC CONTROL J.D. Eckman, Inc.	HEAVY & GENERAL LABORERS	20.00	0.00		0.00%	20.00	100.00%						20.00		0.00%		0.00%	
		HEAVY & GENERAL LABORERS	5,129.50	0.00		0.00%	5,129.50	100.00%	4,126.50			498.50	534.50		1,003.00	19.55%	740.50	14.44%	
		HEAVY & GENERAL LABORERS	37.50	0.00		0.00%	37.50	100.00%	37.50							0.00%		0.00%	
Project Name	Company Name	Trade Description	8.00	0.00	0.00	0.00%	8.00	100.00%	8.00	0.00	0.00	0.00	0.00	0.00	0.00	0.00%	0.00	0.00%	0.00
T-844A MJF BUILDING & FACILITIES ENERGY CONSERVATION	MJF Electrical Contracting, Inc.	ELECTRICIANS & TELECOMMUNICATIONS INSTALLATION TECHNICIAN	8.00	0.00		0.00%	8.00	100.00%	8.00							0.00%		0.00%	

WORKFORCE UTILIZATION REPORTING (Hours Worked by Trade)
Trade, Ethnicity Gender

Project Name	Company Name	Trade Description	Total Hours Worked	Total Apprentices	NJ Hours	NJ %	PA Hours	PA %	Caucasian / White	Other	American Indian	Asian Pacific Islander	Black / African American	Latino / Hispanic	Total Minorities	Minority %	Total Women	Women %	New Hire
Project Name	Company Name	Trade Description	5,738.00	1.00	4,316.00	75.22%	1,413.00	24.63%	4,968.00	0.00	0.00	584.00	32.00	154.00	616.00	10.74%	241.50	4.21%	0.00
T-468A PKF - SFB Replacement Project Construction for PA Noise Walls	Green Valley Landscaping, Inc.	LANDSCAPE LABORER	138.00	0.00		0.00%	138.00	100.00%						138.00		0.00%		0.00%	
		OPERATOR	18.00	0.00		0.00%	18.00	100.00%						18.00		0.00%		0.00%	
	PKF-Mark III, Inc.	HEAVY & GENERAL LABORERS	4,455.50	0.00	4,166.50	93.51%	289.00	6.49%	3,639.50			584.00	32.00		616.00	13.83%	241.50	5.42%	
		OPERATING ENGINEER	1,111.50	0.00	132.30	11.92%	970.00	87.27%	1,111.50							0.00%		0.00%	
	Work Zone Contractors, LLC	HEAVY & GENERAL LABORERS	17.00	1.00	17.00	100.00%		0.00%	17.00							0.00%		0.00%	
Project Name	Company Name	Trade Description	62,784.00	851.50	46,918.25	74.73%	14,803.25	23.10%	46,413.50	0.00	8.50	5,157.00	2,837.50	8,367.50	8,003.00	12.75%	7,044.00	11.22%	0.00
T-468A TRUMBULL 2 New Jersey - SFB Replacement Project	ABC Construction Co., Inc.	TRUCK DRIVER	4,467.25	0.00	280.50	6.28%	4,186.75	93.72%	4,451.25				18.00		16.00	0.36%		0.00%	
	ALLIANCE LANDSCAPING INC	HEAVY & GENERAL LABORERS	605.00	0.00	605.00	100.00%		0.00%	459.00			26.00	120.00		148.00	24.13%		0.00%	
		OPERATING ENGINEER	13.00	0.00	13.00	100.00%		0.00%	13.00							0.00%		0.00%	
	Armour & Sons Electric, Inc.	ELECTRICIAN	197.00	0.00		0.00%	197.00	100.00%	197.00							0.00%		0.00%	
	Delta Line Construction Co.	Electrician	2,408.50	0.00	1,547.00	64.23%	861.50	35.77%	2,408.50							0.00%		0.00%	
		HEAVY & GENERAL LABORERS	1,864.00	297.00	1,864.00	100.00%		0.00%	1,864.00							0.00%		0.00%	
		OPERATING ENGINEER	798.00	0.00	798.00	100.00%		0.00%	798.00							0.00%		0.00%	
		Truck Driver	582.00	0.00	560.00	97.59%	12.00	2.14%	562.00							0.00%		0.00%	
	LB Construction Enterprises, Inc.	Ironworker	3,762.00	280.00	2,746.50	72.51%	988.50	26.07%	2,734.00			496.50	558.50		1,058.00	27.00%		0.00%	
	M.L.RUBERTON CONSTRUCTION CO., INC.	HEAVY & GENERAL LABORERS	88.00	0.00	88.00	100.00%		0.00%	32.00				36.00		38.00	52.94%		0.00%	
		OPERATING ENGINEER	26.00	0.00	26.00	100.00%		0.00%	19.00				12.00		12.00	42.86%		0.00%	
		Truck Driver	12.00	0.00	12.00	100.00%		0.00%	12.00							0.00%		0.00%	
	Relly Sweeping, Inc.	OPERATING ENGINEER	14.75	0.00		0.00%	14.75	100.00%	8.75			6.00			6.00	40.98%		0.00%	
	Stavola Contracting Company	ASPHALT LABORERS	539.50	0.00	486.50	90.55%	51.00	9.49%	275.00			213.50	51.00		264.50	49.03%	217.50	40.32%	
		HEAVY & GENERAL LABORERS	10.50	0.00	10.50	100.00%		0.00%	10.50							0.00%	10.50	100.00%	
		LABORER	41.00	0.00	41.00	100.00%		0.00%	41.00							0.00%	41.00	100.00%	
		OPERATING ENGINEER	179.00	0.00	151.50	84.64%	27.50	15.36%	179.00							0.00%	51.00	28.49%	
	Trumbull Corporation	Carpenter	2,643.50	0.00	1,327.00	50.20%	918.50	34.75%	2,643.50							0.00%	971.50	36.75%	
		HEAVY & GENERAL LABORERS	12,734.50	0.00	10,141.00	79.63%	2,593.50	20.37%	5,234.50			1,628.50	781.50	5,082.00	2,408.00	18.91%	1,516.50	11.91%	
		OPERATING ENGINEER	20,161.50	294.50	21,126.50	80.75%	4,141.00	15.63%	22,404.50		8.50	312.50	160.50	3,275.50	481.50	1.84%	4,203.00	16.07%	
		Truck Driver	2,287.00	0.00	2,222.00	98.01%	28.50	1.26%	1,195.00				1,072.00		1,072.00	47.29%		0.00%	
	W.R. Burnett, Inc.	TRUCK DRIVER	2,428.50	0.00	1,943.75	80.11%	482.75	19.89%				2,428.50			2,428.50	100.00%		0.00%	
	Work Zone Contractors, LLC	HEAVY & GENERAL LABORERS	667.50	0.00	667.50	100.00%		0.00%	621.00			46.50			46.50	6.97%	33.00	4.94%	
		LABORER	187.00	0.00	187.00	100.00%		0.00%	187.00							0.00%		0.00%	
	ZONE STRIPING INC	PAINTER	97.00	0.00	97.00	100.00%		0.00%	67.00				30.00		30.00	30.93%		0.00%	
Project Name	Company Name	Trade Description	60,669.75	0.00	8,493.75	14.00%	50,758.50	83.66%	49,872.00	964.50	8.00	6,045.25	3,043.50	1,736.50	10,061.25	16.58%	6,714.50	11.07%	0.00
T-468A TRUMBULL 1 Pennsylvania SFB Bridge Replacement Project	Aaron Enterprises, Inc.	LABORER	993.00	0.00		0.00%	749.50	75.46%	844.50			348.50			348.50	35.10%		0.00%	
		OPERATOR	744.50	0.00		0.00%	688.50	92.76%	367.50						367.50	48.02%		0.00%	
	ABC Construction Co., Inc.	TRUCK DRIVER	5,039.50	0.00	425.00	8.43%	4,614.50	91.57%	4,859.50			17.50	132.50		150.00	2.96%		0.00%	
	Armour & Sons Electric, Inc.	OPERATOR	12.00	0.00		0.00%	12.00	100.00%	12.00							0.00%		0.00%	

Reporting from 07/01/2014 to 11/30/2017

WORKFORCE UTILIZATION REPORTING (Hours Worked by Trade)
Trade, Ethnicity Gender

Project Name	Company Name	Trade Description	Total Hours Worked	Total Apprentices	NJ Hours	NJ %	PA Hours	PA %	Caucasian / White	Other	American Indian	Asian Pacific Islander	Black / African American	Latino / Hispanic	Total Minorities	Minority %	Total Women	Women %	New Hires
	BUSTLETON SERVICES INC.	LABORER	25.00	0.00		0.00%	25.00	100.00%	25.00							0.00%		0.00%	
		LANDSCAPE LABORER	89.50	0.00		0.00%	89.50	100.00%	37.50				32.00		32.00	48.04%		0.00%	
	Diamond Huntbach Construction Corp.	Asbestos Abatement	158.00	0.00		0.00%	158.00	100.00%	56.00			100.00			100.00	64.10%		0.00%	
	Haines & Kibbehouse, Inc.	LABORER	427.00	0.00		0.00%	427.00	100.00%	427.00							0.00%		0.00%	
		OPERATOR	313.25	0.00		0.00%	313.25	100.00%	248.75				64.50		64.50	20.59%		0.00%	
	M.L. RUBERTON CONSTRUCTION CO., INC.	IRON WORKER	45.00	0.00	45.00	100.00%		0.00%	28.00		8.00		9.00		17.00	37.78%		0.00%	
		LABORER	123.00	0.00	123.00	100.00%		0.00%	39.50			8.00	78.50		86.50	70.33%		0.00%	
		OPERATOR	53.50	0.00	53.50	100.00%		0.00%	32.50				21.00		21.00	39.25%		0.00%	
		TRUCK DRIVER	37.00	0.00	37.00	100.00%		0.00%	21.00				16.00		16.00	43.24%		0.00%	
	Pavilion Drainage Supply Co., Inc.	OPERATOR	31.00	0.00		0.00%		0.00%	31.00							0.00%		0.00%	
	Rally Sweeping, Inc.	OPERATOR	112.00	0.00	15.75	14.08%	98.25	85.94%	88.75			25.25			25.25	22.54%		0.00%	
	Trumbull Corporation	CARPENTER	5,542.00	0.00	189.00	3.41%	5,135.00	92.66%	5,542.00							0.00%	1,884.50	30.03%	
		CEMENT MASON	18.00	0.00	8.00	50.00%	8.00	50.00%	16.00							0.00%	8.00	50.00%	
		DOCKBUILDER/PILE DRIVER	6,043.50	0.00	2,002.50	33.13%	3,959.00	65.51%	5,601.00			67.50	175.00		242.50	4.01%	501.50	8.30%	
		LABORER	19,283.50	0.00	2,856.00	14.81%	15,876.50	82.33%	10,968.00			4,060.50	2,496.50	1,738.50	6,579.00	34.12%	1,876.50	8.69%	
		OPERATOR	16,782.50	0.00	1,421.50	8.47%	15,145.00	90.24%	15,010.00	984.50		806.00			1,772.50	10.59%	2,272.00	13.54%	
		TRUCK DRIVER	3,851.50	0.00	448.00	11.63%	3,403.50	88.37%	3,851.50							0.00%	557.00	14.49%	
	Work Zone Contractors, LLC	LABORER	800.50	0.00	700.50	87.51%	100.00	12.49%	598.00			232.50			232.50	29.04%	35.00	4.37%	
	ZONE STRIPING INC	LABORER	169.00	0.00	169.00	100.00%		0.00%	152.50				16.50		16.50	9.78%		0.00%	
Project Name	Company Name	Trade Description	505.50	0.00	0.00	0.00%	505.50	100.00%	505.50	0.00	0.00	0.00	0.00	0.00	0.00	0.00%	0.00	0.00%	0.00
T-717A GRACY HILL- Montague Toll Bridge Salt Storage Building	Bracy Construction Inc	Carpenter	17.00	0.00		0.00%	17.00	100.00%	17.00							0.00%		0.00%	
		LABORER	9.50	0.00		0.00%	9.50	100.00%	9.50							0.00%		0.00%	
	Keystone Dirt Works, Inc.	LABORER	175.00	0.00		0.00%	175.00	100.00%	175.00							0.00%		0.00%	
	Raymond Orchard Construction Inc.	Carpenter	84.00	0.00		0.00%	84.00	100.00%	84.00							0.00%		0.00%	
		Dockbuilder	24.00	0.00		0.00%	24.00	100.00%	24.00							0.00%		0.00%	
		LABORER	218.00	0.00		0.00%	218.00	100.00%	218.00							0.00%		0.00%	
Project Name	Company Name	Trade Description	1,387.00	424.00	171.00	12.33%	1,216.00	87.67%	1,364.00	0.00	0.00	0.00	23.00	0.00	23.00	1.66%	0.00	0.00%	0.00
TB-887A Carr & Duff LOWER TRENTON TOLL SUPPORTED BRIDGE REPLACEMENT OF SIGN LIGHTING ELEMENTS	CARR & DUFF, INC	Electrician	1,117.00	424.00	148.00	13.28%	999.00	88.73%	1,117.00							0.00%		0.00%	
		HEAVY & GENERAL LABORERS	15.00	0.00	15.00	100.00%		0.00%					15.00		15.00	100.00%		0.00%	
	Service Painting, Inc.	PAINTER	255.00	0.00	8.00	3.14%	247.00	98.86%	247.00				8.00		8.00	3.14%		0.00%	
Project Name	Company Name	Trade Description	358.50	9.00	136.50	38.08%	322.00	61.92%	243.00	0.00	0.00	0.00	115.50	0.00	115.50	32.22%	0.00	0.00%	0.00
TB-899A CARR & DUFF LOWER TRENTON TOLL APPROACH TRAFFIC SIGNAL EQUIPMENT UPGRADE	CARR & DUFF, INC	ELECTRICIAN	243.00	9.00	21.00	8.64%	222.00	91.36%	243.00							0.00%		0.00%	
		HEAVY & GENERAL LABORERS	115.50	0.00	115.50	100.00%		0.00%					115.50		115.50	100.00%		0.00%	

Delaware River Joint Toll Bridge Commission
Meeting of December 18, 2017

MINORITY, WOMEN AND SMALL BUSINESS ENTERPRISE PROGRAM OVERVIEW

The Delaware River Joint Toll Bridge Commission implemented a one-year Minority Business Enterprise (MBE) pilot program, with a 7% participation goal, and the Women Business Enterprise (WBE) pilot program with a 3% goal. These goals applied to consultants and contractors' participating in the Commission's Capital Program and were effective on September 1, 2008.

At its December 2008 Commission Meeting, the Commission revised the pilot program to specify a 25% Small Business Enterprise (SBE) goal to New Jersey assigned consultant contracts in lieu of the previously specified 7% MBE and 3% WBE goals.

At its December 2010 Commission Meeting, due to the success of the Commission's MWSBE Pilot Program, the Delaware River Joint Toll Bridge Commission adopted a resolution for permanent status of the Minority Business Enterprise (MBE) program, with a 7% participation goal, and the Women Business Enterprise (WBE) program with a 3% goal, and the Small Business Enterprise (SBE) program with a 25% goal. These goals apply to consultants and contractors' participating in the Commission's Capital Program.

The Contract Compliance Department continues to monitor, update and analyze the payments for the MWSBE diversity program.

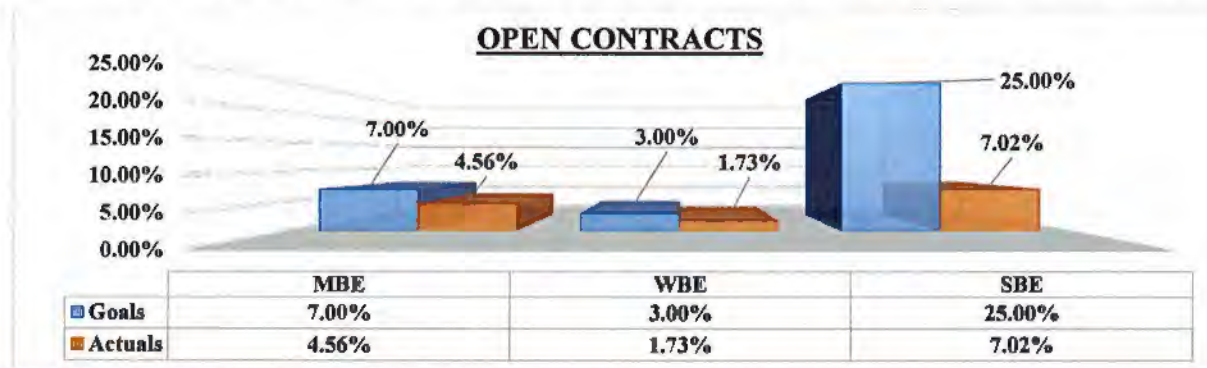
a) PA Assigned Professional Services Contracts:	7% MBE and 3% WBE
b) No State Assigned Professional Services Contracts:	7% MBE and 3% WBE
c) Capital Plan Construction Contracts:	7% MBE and 3% WBE
d) NJ Assigned Professional Services Contracts:	25% SBE

Numerous diversified businesses have benefited and continue to benefit from the Commission's previous M/W/SBE Program. The number of Contracts awarded during the MWSBE Program are as follows:

➤ Active Contracts:	11
➤ Completed Contracts:	66
➤ Total Capital Program Contracts:	77
➤ Total Number of Contractors:	133

As of July 1, 2014 projects fall into the status now commonly referred to as IBE (Identified Business Enterprise) with a projected target to be or to exceed 25% of the total project award amount.

Minority, Women and Small Business Enterprise Payment Reporting



SUMMARY TOTALS		MBE		WBE		SBE	
M/WBE Summary Totals	\$ 33,245,936.22	ACTUAL	VALUE	ACTUAL	VALUE	ACTUAL	VALUE
SBE Summary Totals	\$ 3,189,614.63	4.56%	\$ 1,514,583.56	1.79%	\$ 593,949.08	7.02%	\$ 224,004.41

CONTRACT NO.	CONTRACTOR / CONSULTANT	CONTRACT VALUE	TOTAL PAYMENTS TO DATE	MBE GOAL 7.0 %	MBE VALUE	WBE GOAL 3.0 %	WBE VALUE	SBE GOAL 25.0 %	SBE VALUE
C-502A	AECOM Transp.	\$ 30,397,000.00	\$ 17,011,476.78	4.34%	\$ 1,319,428.97	1.45%	\$ 507,131.45		\$ -
C-628A	Dewberry	\$ 1,000,000.00	\$ 446,481.37	4.06%	\$ 40,585.66	4.88%	\$ 48,768.23	4.33%	\$ 43,294.17
C-627B	French & Parello	\$ 500,000.00	\$ 268,595.74		\$ -		\$ -		\$ -
C-629A	Hill International	\$ 300,000.00	\$ 147,560.34		\$ -		\$ -	13.66%	\$ 40,993.70
C-556A	Pennoni Associates	\$ 389,614.63	\$ 323,615.98		\$ -		\$ -	12.88%	\$ 50,193.77
TTS-634AR	J. Fletcher Cramer	\$ 896,808.00	\$ 838,977.50	8.35%	\$ 74,885.53	0.42%	\$ 3,755.75		\$ -
C-628B	Louis Berger Group	\$ 1,000,000.00	\$ 644,576.59		\$ -		\$ -	7.56%	\$ 75,584.81
C-549AR	Jacobs Engineering	\$ 452,128.22	\$ 445,549.97	7.91%	\$ 35,742.16	3.07%	\$ 13,866.11		\$ -
C-599A	McCormick & Taylor	\$ 1,000,000.00	\$ 259,868.36		\$ -	0.50%	\$ 5,000.00		\$ -
C-629B	Michael Baker	\$ 500,000.00	\$ 329,371.12		\$ -		\$ -	2.79%	\$ 13,937.96
C-621A	Rummel Klepper & Kahl	\$ 500,000.00	\$ 487,346.01	8.79%	\$ 43,941.24	3.09%	\$ 15,427.54		\$ -

MBE = Minority Business Enterprise

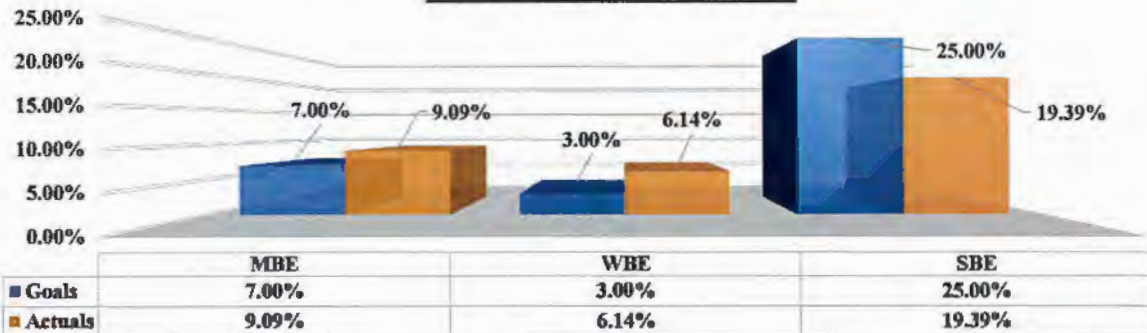
WBE = Women Business Enterprise

SBE = Small Business Enterprise

Data represents payments made from the start of the MWSBE program up to 11/30/2017.

Minority, Women and Small Business Enterprise Payment Reporting

COMPLETED CONTRACTS



SUMMARY TOTALS		MBE		WBE		SBE	
M/WBE Summary Totals	\$ 128,684,944.08	ACTUAL	VALUE	ACTUAL	VALUE	ACTUAL	VALUE
SBE Summary Totals	\$ 16,433,918.99	9.09%	\$ 11,702,579.34	6.14%	\$ 7,907,002.78	19.39%	\$ 3,185,920.49

*Categories highlighted below indicates the Prime has either met or exceeded the target.

CONTRACT NO.	CONTRACTOR / CONSULTANT	CONTRACT VALUE	MBE GOAL 7.0 %	MBE VALUE	WBE GOAL 3.0 %	WBE VALUE	SBE GOAL 25.0 %	SBE VALUE
DB-427B	A.P. Construction	\$ 4,356,866.00	10.00%	\$ 435,686.60	7.30%	\$ 318,051.22		\$ -
T/TS-573A	A.P. Construction	\$ 7,823,588.00	7.69%	\$ 601,633.92	4.92%	\$ 384,920.53		\$ -
T-440BR	A.P. Construction	\$ 4,608,295.33	11.70%	\$ 539,170.55	7.33%	\$ 337,788.05		\$ -
TTS-476A-2	A.P. Construction	\$ 3,511,153.06	7.20%	\$ 252,803.02	5.50%	\$ 193,113.42		\$ -
T-472A	Allied Painting	\$ 15,595,983.76	9.70%	\$ 1,512,810.42	15.00%	\$ 2,339,397.56		\$ -
C-443A	Ammann & Whitney	\$ 770,909.81	10.00%	\$ 77,090.98	14.00%	\$ 107,927.37		\$ -
C-445A	Ammann & Whitney	\$ 920,304.08	7.20%	\$ 66,261.89	3.20%	\$ 29,449.73		\$ -
T-474A	Bracy Contracting	\$ 2,660,000.00	6.05%	\$ 160,930.00	2.87%	\$ 76,342.00		\$ -
C-474A	Brinjac	\$ 287,603.87	8.00%	\$ 23,008.31	9.00%	\$ 25,884.35		\$ -
C-627A	Buchart Horn	\$ 132,374.35	0.00%	\$ -	0.00%	\$ -		\$ -
C-598A	Burns Group	\$ 408,272.00		\$ -		\$ -	8.00%	\$ 32,661.76
C-454A	Carroll Engineers	\$ 500,000.00	18.10%	\$ 90,500.00	5.90%	\$ 29,500.00		\$ -
C-543A	Cherry Weber	\$ 612,233.00		\$ -		\$ -	28.30%	\$ 173,261.94
C-639A	Cherry Weber	\$ 401,455.40	18.10%	\$ 72,663.43	5.90%	\$ 23,685.87		\$ -
T-498A	Cornell & Co.	\$ 1,999,015.22	9.30%	\$ 185,908.42	6.30%	\$ 125,937.96		\$ -
T-554A	Dayspring Electric	\$ 232,117.66	0.00%	\$ -	0.00%	\$ -		\$ -
C-454B	French & Parello	\$ 500,000.00		\$ -		\$ -	17.00%	\$ 85,000.00
C-453A	Gannett Fleming	\$ 1,000,000.00	5.33%	\$ 53,300.00	0.87%	\$ 8,700.00		\$ -
C-598B	Gannett Fleming	\$ 367,353.90		\$ -		\$ -	8.95%	\$ 32,878.17
C-566A	Greenman Pedersen	\$ 350,675.02	9.54%	\$ 33,464.64	0.83%	\$ 2,924.37		\$ -
C-599B	Greenman Pedersen	\$ 1,000,000.00		\$ -		\$ -	4.00%	\$ 40,000.00
CM-437A	Greenman Pedersen	\$ 2,559,020.59		\$ -		\$ -	19.50%	\$ 499,009.02
CM-440B	Greenman Pedersen	\$ 753,336.71		\$ -		\$ -	17.64%	\$ 132,888.60
T-441A	H & G Contractors	\$ 1,586,698.00	6.60%	\$ 104,722.07	1.57%	\$ 24,911.16		\$ -
C-530A	Hill International	\$ 400,000.00	2.50%	\$ 10,000.00	0.00%	\$ -		\$ -
CM-427B	Hill International	\$ 629,749.00		\$ -		\$ -	13.60%	\$ 85,645.86
CM-447B	Hill International	\$ 973,401.52	4.10%	\$ 39,909.46	2.10%	\$ 20,441.43		\$ -
CM-442A	Hill International	\$ 319,826.73		\$ -		\$ -	25.14%	\$ 80,404.44
CM-573A	Hill International	\$ 1,038,384.48	6.20%	\$ 64,379.84	5.80%	\$ 60,226.30		\$ -
T-506A	HRI	\$ 13,727,411.69	7.17%	\$ 984,255.42	2.91%	\$ 399,467.68		\$ -
TS-505A	IEW	\$ 661,352.00	55.00%	\$ 363,743.60	8.93%	\$ 59,058.73		\$ -
DB-563A	J. Fletcher Creamer	\$ 1,283,717.00	15.00%	\$ 192,557.55	4.00%	\$ 51,348.68		\$ -
T-437A	J.D. Eckman	\$ 24,412,321.90	7.48%	\$ 1,826,041.68	3.04%	\$ 742,134.59		\$ -
TS-442A	James A. Anderson	\$ 2,149,268.62	6.30%	\$ 135,403.92	1.30%	\$ 27,940.49		\$ -
TS-443A	James A. Anderson	\$ 2,461,975.00	0.00%	\$ -	6.10%	\$ 150,180.48		\$ -
T-543A	James D. Morrissey	\$ 6,683,640.40	4.80%	\$ 320,814.74	8.64%	\$ 577,466.53		\$ -

MBE = Minority Business Enterprise / WBE = Women Business Enterprise / SBE = Small Business Enterprise

Data represents payments made from the start of the MWSBE program up to the completion of each contract's end date.

SUMMARY TOTALS		MBE		WBE		SBE	
M/WBE Summary Totals	\$ 128,684,944.08	ACTUAL	VALUE	ACTUAL	VALUE	ACTUAL	VALUE
SBE Summary Totals	\$ 16,433,918.99	9.09%	\$ 11,702,579.34	6.14%	\$ 7,907,002.78	19.39%	\$ 3,185,920.49

*Categories highlighted below indicates the Prime has either met or exceeded the target.

CM-444A	JMT	\$ 905,196.00	9.50%	\$ 85,993.62	2.80%	\$ 25,345.49	\$ -
CM-506A	JMT	\$ 1,459,000.00	7.65%	\$ 111,613.50	2.40%	\$ 35,016.00	\$ -
CM-543A	JMT	\$ 752,729.58		\$ -		\$ -	30.60% \$ 230,335.25
C-506A	KS Engineers	\$ 1,156,622.33	63.38%	\$ 733,067.23	13.44%	\$ 155,450.04	\$ -
TTS-476A-1	Kyle Conti	\$ 4,128,641.00	0.09%	\$ 3,715.78	9.00%	\$ 371,577.69	\$ -
DB-562A	M.L. Ruberton	\$ 344,492.68	8.30%	\$ 28,592.89	3.80%	\$ 13,090.72	\$ -
T-475A	Miniscalco	\$ 68,229.51	2.25%	\$ 1,535.16	1.20%	\$ 818.75	\$ -
TS-445A	Neshaminy Contractors	\$ 6,285,926.10	16.90%	\$ 1,062,321.51	2.70%	\$ 169,720.00	\$ -
TS-447B	Neshaminy Contractors	\$ 8,955,586.24	8.60%	\$ 770,180.42	2.58%	\$ 231,054.12	\$ -
C-437B	Parsons Brinkerhoff	\$ 2,254,674.00		\$ -		\$ -	22.54% \$ 508,203.52
C-437A	Pennoni Associates	\$ 764,181.39		\$ -		\$ -	24.00% \$ 183,403.53
C-455B	Remington & Vernick	\$ 400,000.00		\$ -		\$ -	2.49% \$ 9,960.00
TS-444A	Road-Con	\$ 7,814,850.68	4.87%	\$ 380,583.23	0.31%	\$ 24,226.04	\$ -
T-639A	Road-Con	\$ 3,324,313.00	0.00%	\$ -	13.90%	\$ 462,079.51	\$ -
T-624A	Sparwick	\$ 874,601.00	7.60%	\$ 66,469.63	0.75%	\$ 6,559.51	\$ -
C-440B	Stantec	\$ 728,011.79	4.75%	\$ 34,580.56	2.80%	\$ 20,384.33	\$ -
C-440A	Stantec	\$ 405,011.03	4.80%	\$ 19,440.53	6.60%	\$ 26,730.73	\$ -
C-600A	STV	\$ 800,000.00		\$ -		\$ -	12.60% \$ 100,800.00
CM-472A	STV	\$ 1,728,385.40		\$ -		\$ -	23.80% \$ 411,355.73
CM-474A	STV	\$ 291,172.17	0.00%	\$ -	0.00%	\$ -	\$ -
C-538A	STV	\$ 500,000.00	1.25%	\$ 6,250.00	31.20%	\$ 156,000.00	\$ -
CM-443A	STV	\$ 204,152.63	16.75%	\$ 34,195.57	11.00%	\$ 22,456.79	\$ -
CM-445A	STV	\$ 682,064.44		\$ -		\$ -	26.00% \$ 177,336.75
CM-498A	STV	\$ 571,665.66	12.00%	\$ 68,599.88	2.40%	\$ 13,719.98	\$ -
C-453B	T & M Associates	\$ 1,000,000.00		\$ -		\$ -	18.90% \$ 189,000.00
C-07-11	Transystems	\$ 747,493.55		\$ -		\$ -	21.05% \$ 157,347.39
C-447B	Transystems	\$ 666,016.44	8.00%	\$ 53,281.33	2.00%	\$ 13,320.33	\$ -
CM-476A	Trumbull	\$ 699,250.00	13.60%	\$ 95,098.00	6.10%	\$ 42,654.25	\$ -
C-505A	Urban Engineers	\$ 154,598.00		\$ -		\$ -	36.50% \$ 56,428.53

MBE = Minority Business Enterprise / WBE = Women Business Enterprise / SBE = Small Business Enterprise

Data represents payments made from the start of the MWSBE program up to the completion of each contract's end date.

DELAWARE RIVER JOINT TOLL BRIDGE COMMISSION

Meeting of December 18, 2017

COMMUNICATIONS

The following Pages reflect the reports on those items assigned to the Communications Department. Each item is reported separately and page numbered accordingly.

DELAWARE RIVER JOINT TOLL BRIDGE COMMISSION

Meeting of December 18, 2017

**OPERATIONS INDEX
FOR
COMMUNICATIONS**

SUBJECT	DESCRIPTION	PAGE NUMBER
Communications	Status Report Month of November 2017	1-3

DELAWARE RIVER JOINT TOLL BRIDGE COMMISSION
Meeting of December 18, 2017

COMMUNICATIONS REPORT
November 2017

- **COMMISSION AWARENESS EFFORTS:**

Trenton Bridges Program – Provided PowerPoint slide presentation to Trenton Women's Club on Saturday, Nov. 11. Program concentrated on the history of the bridges serving the Trenton-Morrisville area and included materials gathered over the course of this past year for the free bridge movement article compiled by the Communications Department for the 2016 annual report. Final slide presentation involved considerable uploading, cropping and editing. The presentation also provided basic operational, jurisdictional and historical information about the Bridge Commission. The model of the never-built Calhoun Street replacement bridge and other Commission artifacts were displayed.

Scudder Falls Bridge Replacement Project Logo, Stationery and Website – Finalized the logo and began use of the new icon in press releases, Commission presentations and limited website postings. Greater use of the new project logo will be used with the new project website, which is currently under construction. Reviewed draft stationery actions.

Free Bridge Movement – Conducted further research for an article and future presentations about the late 19th century- early 20th century free bridge movement that led to the public acquisition of toll-supported bridges currently owned and operated by the DRJTBC. A detailed article on this topic will be a featured focus of the Commission's annual report. A slide program also will be compiled for delivery to select audiences in our service area.

- **MEDIA RELATIONS:**

Hot Topics: Scudder Falls Bridge project cited in Wall Street Journal infographic on I-95; I-78 and I-80 among NJ's deadliest highways; three seats contested in Morrisville council races; Commission engineering department employee wins Morrisville council seat; former Commission employee Zadia Bader passes (obit); shad making comeback on river; turkey trot crosses New Hope-Lambertville Bridge; Washington Crossing Bridge photo shown in article on fracking ban for Delaware River region; Penn East pipeline protest at Commission bridge; PA Rep. Perry Warren seeks Scudder Falls noise reduction; construction oversight contract awarded for new Commission administration building at Scudder Falls; lane closures lifted for Thanksgiving weekend; lane closures resume on I-78 project after Thanksgiving holiday period; Trenton's first Starbucks depicts Lower Trenton Bridge in mural; petition to fix pedestrian crossing on Larry Holmes Drive in Easton; I-95 exit ramp to Taylorsville Road to close four hours overnight.

DELAWARE RIVER JOINT TOLL BRIDGE COMMISSION
Meeting of December 18, 2017

- **COMMUNITY AFFAIRS:** (Please refer to Community Affairs report)
Edited various draft communications.

INTERNAL/EXTERNAL COMMUNICATIONS

- The Commission website recorded 9,572 sessions (visits) in November. This is a decrease from October when 10,925 were recorded and a reduction from November 2016 when there were 12,838 sessions (former website).
- Issued 13 press releases/travel advisories in November. Eight pertained to the Scudder Falls Bridge Replacement Project, four applied to the I-78 Bridges and Approach Slabs Rehabilitation Project, and one concerned the new administration building construction management contract award.
- Conducted further research in Trentoniana room of the Trenton Public Library, copying photographs and other available materials concerning Trenton area bridge crossing and the operations of the Bridge Commission, its predecessor agency and the former private bridge companies along the Delaware River between Pennsylvania and New Jersey.
- Met with NJEA consultant Fred Hoffman to go over facility and equipment at the Contemporary Auditorium in Trenton for Nov. 11 presentation.
- Participated in WebEx conferencing session on I-95/I-295 redesignation signage progress and schedule, and eventual publicity/public notification efforts.
- Attended draft 2018 budget conference call.
- Reviewed all archival materials on Commission bridges on file at the Morrisville Public Library.
- E-mailed Tom Glover and other Trenton historians for photograph of original The World Takes Trenton Makes sign on the former iron bridge at Trenton.
- Reviewed R.W. Maxwell outdoor advertising photographs on file at Duke University for images of Commission's Lower Trenton Bridge.
- Inputted weekly NJ511 travel information for SFB/I-95 and I-78 and other applicable maintenance and protection of traffic instances.
- Contacted Diane Hughes of the Morrisville Public Library to review any files/photos the facility may have on the Commission's bridge crossings.
- Provided response (decline) for potential Commission involvement in a world canal day program due to the fact that the event has no relevance to the Commission's regional transportation service mission.
- Provided responses to various noise inquiries concerning in-river pile driving activities for the Scudder Falls Bridge Replacement Project; shared responses with project's public involvement team.
- Responded to I-95 motorist regarding a scheduled four-hour overnight closure of the I-95 off ramp to Taylorsville Road.
- Reached out to Central Jersey Transportation Forum organizers about potential future meeting where a presentation might be made about the I-95 conversion to I-295; relayed information to NJDOT.
- Provided Commission and Scudder Falls project logos info and characteristics to Christine Baker for use in Contract Compliance promotional/website activities.

DELAWARE RIVER JOINT TOLL BRIDGE COMMISSION
Meeting of December 18, 2017

- Fielded call from Pennsylvania representative's office regarding potential meeting with Lower Makefield officials; coordinated with Chief Engineer Roy Little. Also communicated with Lower Makefield Township Manager Terry Fedorchak regarding the same matter.
- Compile various Lower Makefield Facebook posts on pile driving noise and shared with project team, Commission executives, and media and public involvement consultants.
- Conducted interview with Tyler Myles of the Bucks County Courier Times regarding Scudder Falls Bridge Replacement Project noise and construction progress. Provided limited response to PA Rep. Warren's request for changes in pile-driving schedule.
- Worked with website consultants – Samir Marfatia of Stokes Creative – to fix Form A issues on Contract Compliance page of website.
- Compiled completed Scudder Falls project elements list to Bucks County Courier Times, vetted with chief engineer.
- Edited media consultant Alex Styer's draft press release on CM contract for new Commission administration building in Lower Makefield.
- Convert Scudder Falls project progress report and posted on project website with assistance from Samir Marfatia.
- Provided final, approved Scudder Falls logo files to Chris Harney in engineering.
- Coordinated response to SSL certificate inquiry from Lena Lobach of former website consultants/service provider Liquid INT.
- Compiled photographs from Lumberville-Raven Rock Bridge rededication for framed commemoratives to two Lambertville men who worked as laborers in the 1947 project and cut the ribbon at the bridge rededication a couple years ago.
- Coordinated with NJDOT regarding motorist inquiry about overnight paving along Route 29 in New Jersey; paving is a state project and not part of the Scudder Falls project.
- Contacted Mid-Jersey Chamber for archival photos of original The World Takes Trenton Makes signage on old iron bridge at Lower Trenton location.
- Responded to insurance department heads up on Lambertville notice of proposed use variance for property within 500 feet of Commission's New Hope-Lambertville Toll Supported Bridge properties.
- Contacted financial consultants NW Financial for electronic copy of Walls Street Journal I-95 info graphic and its mention of the SFB Project.
- Participated in phone call with Scudder Falls project consultants McCormick Taylor concerning recent Lower Makefield pile-driving noise complaints
- Photographed New Hope garage concrete forms layout work.
- Visited Scudder Falls Bridge project sites.
- Shared press releases on scheduled PA canal towpath closure and subsequent postponement with Friends of the Delaware Canal and Delaware & Lehigh National Heritage Corridor.
- Requested Bellevue Communications to correct capital program invoices that comingled various projects and retainer contract items.
- Order Arcadia publications that may have historical bridge photos.

DELAWARE RIVER JOINT TOLL BRIDGE COMMISSION

Meeting of December 18, 2017

**OPERATIONS INDEX
FOR
COMMUNITY AFFAIRS**

SUBJECT	DESCRIPTION	PAGE NUMBER
Community Affairs	Status Report Month of November 2017	1-2

DELAWARE RIVER JOINT TOLL BRIDGE COMMISSION
Meeting of December 18, 2017

Community Affairs Report

November 2017

The following Community Affairs activity took place during November 2017:

Scudder Falls Bridge Replacement Project Public Involvement

Assisted in review and response to messages received via the Commission and Scudder Falls project websites, as appropriate. Majority of the questions involve noise concerns or traffic impact.

Attended meeting with Commission officials and representatives of Lower Makefield Township to discuss township's concerns about noise and construction schedule.

I-78 Bridges and Approach Rehabilitation Project

Attended project status meeting. Monitored email and media for commuter concerns, which there have been none.

Workplace Safety meeting and calendar

Worked with committee secretary Stacey Wilson on compilation of images and information for the 2018 calendar. All information and layout complete, pending approval and distribution.

Commission Newsletter

Completed fall edition of River Currents newsletter, pending approval and distribution.

Riegelsville Overweight Vehicles

Received correspondence from PA Senator Robert Mensch's office regarding truck traffic in Riegelsville. Discussed same with Security, Safety and Training. Town officials are working with PennDOT on improved signage. Will continue to monitor the situation and follow up as appropriate.

DELAWARE RIVER JOINT TOLL BRIDGE COMMISSION
Meeting of December 18, 2017

NJ League of Municipalities Conference

Attended the New Jersey State League of Municipalities Conference. Educational workshops included Principles for Effective Community Engagement and updates to the Open Public Records Act.

During the course of the conference, spoke with many county and local officials, including Warren County Engineer Bill Gleba, Mercer County Executive Brian Hughes. Also spoke with several vendors who do business with the Commission.

DELAWARE RIVER JOINT TOLL BRIDGE COMMISSION

Meeting of December 18, 2017

ENGINEERING

The following Pages reflect the reports on those items assigned to the Engineering Department. Each item is reported separately and page numbered accordingly.

DELAWARE RIVER JOINT TOLL BRIDGE COMMISSION

Meeting of December 18, 2017 PROJECT STATUS REPORT

FACILITY	PM/PAM	CONTRACT DESCRIPTION	PAGE NO.
Trenton-Morrisville Toll Bridge	WMC/RFM	Bar7 Structural Analyses <ul style="list-style-type: none"> Task Order Assignment, C-715A-2 	1
Lower Trenton Toll Supported Bridge	CTH/RWL	Trenton Makes Sign <ul style="list-style-type: none"> Replacement of Sign, Design, C-628A-7 Construction Management, C-703A-1 Promotional Video, C-703A-2 Construction, TS-687A 	1-2
	CAS/RWL	NJ Approach Traffic Signal Upgrades <ul style="list-style-type: none"> Design Contract C-627B-4 	2
	VMF/CAS	<ul style="list-style-type: none"> Construction Contract, TS-699A 	2-3
Scudder Falls Toll Supported Bridge	KMS/RWL	Scudder Falls Bridge Replacement Project <ul style="list-style-type: none"> Final Design Services, Contract C-660A Construction Contract, T-668A 	3-4
	CTH/KMS	<ul style="list-style-type: none"> Construction Management, CM-669A 	4
	CLR/KMS	<ul style="list-style-type: none"> Construction Inspection, PA Approaches, CI-671A Construction Inspection, Main River, CI-672A 	4-5
	VMF/CLR/KMS	<ul style="list-style-type: none"> Construction Inspection, NJ Approaches, CI-673A 	5
	KMS/RWL	DMC Services for Construction of the SFB Project <ul style="list-style-type: none"> Oversight of Final Design, C-502A-2I 	5-6
	CTH/KMS	Public Involvement Services <ul style="list-style-type: none"> Design Contract, C-662A 	6-7
	KMS/RWL	Capital Program Management Consultant (CPMC) & Design Management Consultant (DMC) Services for the I-95/Scudder Falls Bridge Improvement Project <ul style="list-style-type: none"> CPMC Services 2016, C-502A-1L 	7
	VMF/CLR/KMS	Interim Deck Repairs <ul style="list-style-type: none"> Construction Contract TS-677A 	7
	CAS/RWL	Commission Administration Building at Scudder Falls <ul style="list-style-type: none"> Design Contract, C-707A 	8
New Hope-Lambertville Toll Bridge	WMC/RFM	Floor System Rehabilitation <ul style="list-style-type: none"> Design Services, C-702B-2 	8
I-78 Toll Bridge	RJZ/RWL	I-78 Toll Bridge Maintenance Garage <ul style="list-style-type: none"> Preliminary, Final, & Post Design Services, C-508A Code Compliance Plan Review and Inspections, C-696A-1 Construction Management Services, CM-508A Construction Contract, T-508A 	9-11

Notes: Facilities are listed South to North

The first set of initials indicate the Project Manager and the second set of initial indicate the Program Area Manager

Project Manager Legend

WMC – M. Cane
CTH – C. Harney

RSL – R. Luciani
VMF – V. Fischer

Program Area Manager Legend

KMS – K. Skeels
CAS – C. Stracciolini
RFM – Ronald Mieszkowski

RJZ – R. Zakharina
RLR – R. Rash
CLR – C. Rood

DELAWARE RIVER JOINT TOLL BRIDGE COMMISSION

Meeting of December 18, 2017 PROJECT STATUS REPORT

I-78 Toll Bridge	VMF/CTH/KMS	I-78 Bridges and Approach Slab Rehabilitation <ul style="list-style-type: none"> Design Contract, C-644A Construction Management/Inspection, CM-644A Construction, T-644A 	11-12
	VMF/CTH/KMS	Restriping of the Merge Lanes Exiting the Toll Plaza <ul style="list-style-type: none"> Design Contract, C-628A-8 	12
Easton-Phillipsburg Toll Bridge	CTH/RWL	Salt Storage Facility <ul style="list-style-type: none"> Concept Study, C-702B-1 	13
Milford-Montague Toll Bridge	CTH/RWL	Salt Storage Facility <ul style="list-style-type: none"> Design, C-702B-4 Construction Management, C-703A-3 Construction, T-717A 	13-14
Multiple Facilities and/or Commission-Wide	JRB/RFM	Approach Roadway Improvements at the Centre Bridge- Stockton, New Hope-Lambertville, and Uhlerstown- Frenchtown Toll Supported Bridges <ul style="list-style-type: none"> Design, C-715A-1 	14
	RJZ/RWL	Phase 1 Toll Collection Counting Facilities - District 2 & 3 <ul style="list-style-type: none"> Preliminary, Final & Post Design Services, C-696B-1 	14-15
	WMC/RWL	Electronic Surveillance/ Detection System <ul style="list-style-type: none"> ESS Maintenance Contract, DB-575A 	15
	WMC/RWL	Wireless Video Network Specification & Peer Review <ul style="list-style-type: none"> Design Contract, C-621A-5 	15
	CAS/RWL	Electronic Toll Collection <ul style="list-style-type: none"> Customer Service Center/Violation Processing Center Project, DB-584A 	15
	CAS/RSL	<ul style="list-style-type: none"> Traffic Count Program Upgrade, DR-550A 	16
	CAS/RWL	Electronic Toll Collection System Replacement <ul style="list-style-type: none"> Design, Build, and Maintain, DB-540A Design, Build, and Maintain, TO-540A Toll System Performance Review and Audit/Operational Assessment, C-701A-3 Toll Plaza LED Sign Installation & Integration, C-701A-4 	16-17
	CAS/RWL	Level 3 Investment Grade Traffic & Revenue Forecasts <ul style="list-style-type: none"> C-549AR 	17
	RFM/RWL	Bridge Monitoring System <ul style="list-style-type: none"> Design for Select Bridges, C-628B-6 	18
	RJZ/RWL	Buildings & Facilities Energy Conservation Measures <ul style="list-style-type: none"> Preliminary, Final & Post Design Services, C-657A-3 Construction, Electrical, T-645A Construction, Mechanical, T-645B 	18-19
	RFM/RWL	General Engineering Consultant Annual Inspections	19-20

Notes: Facilities are listed South to North

The first set of initials indicate the Project Manager and the second set of initial indicate the Program Area Manager

Project Manager Legend

WMC – M. Cane
CTH – C. Harney

RSL – R. Luciani
VMF – V. Fischer

Program Area Manager Legend

KMS – K. Skeels
CAS – C. Straccioli
RFM – Ronald Mieszkowski

RJZ – R. Zakharina
RLR – R. Rash
CLR – C. Rood

DELAWARE RIVER JOINT TOLL BRIDGE COMMISSION

Meeting of December 18, 2017 PROJECT STATUS REPORT

		<ul style="list-style-type: none">• 2015-2016 Annual Inspections, C-684A	
	CAS/RWL	2015-2016 Traffic Engineering Consultant <ul style="list-style-type: none">• C-686A	20

Notes: Facilities are listed South to North

The first set of initials indicate the Project Manager and the second set of initial indicate the Program Area Manager

Project Manager Legend

WMC – M. Cane
CTH – C. Harney

RSL – R. Luciani
VMF – V. Fischer

Program Area Manager Legend

KMS – K. Skeels
CAS – C. Stracciolini
RFM – Ronald Mieszkowski

RJZ – R. Zakharina
RLR – R. Rash
CLR – C. Rood

DELAWARE RIVER JOINT TOLL BRIDGE COMMISSION

**DECEMBER 18, 2017
PROJECT STATUS REPORT**

TRENTON-MORRISVILLE TOLL BRIDGE

BAR7 STRUCTURAL ANALYSES OF TRENTON-MORRISVILLE TOLL BRIDGE STRUCTURES Task Order Assignment No. C-715A-2

Commission staff has completed its review and of Pennoni Associates' draft load rating information for the Trenton-Morrisville Toll Bridge to aide in processing additional overweight special permit vehicle type crossing requests resulting from traffic restrictions associated with the Scudder Falls Bridge Replacement project.

REPLACEMENT OF "TRENTON MAKES THE WORLD TAKES SIGN" LIGHTING ELEMENTS

**DESIGN
Task Order Assignment No. C-628A-7**

Dewberry was issued Notice to Proceed effective November 29, 2016. A project kick-off meeting was held with Dewberry and their sub-consultants, The Lighting Practice & ACT Engineers, on December 2, 2016. Local stakeholder meetings were held on February 1st & 2nd 2017 briefing attendees on the sign lighting concept and schedule moving forward. The designer submitted final construction bid documents and assisted with bid review/evaluations Dewberry provided the Commission final conformed documents and are currently providing post-design, post-award services.

**CONSTRUCTION MANAGEMENT
Task Order Assignment No. C-703A-1**

Urban Engineers was issued Notice to Proceed effective June 26, 2017. A project kick-off meeting was held with Urban on July 14, 2017. Urban is providing a part time Project Manager, full time Resident Engineer/Inspector and part time Scheduler through this task order assignment. Urban attended a kick-off meeting with the contractor (Carr & Duff), is conducting job progress meetings and performing construction management and inspection activities.

DELAWARE RIVER JOINT TOLL BRIDGE COMMISSION

DECEMBER 18, 2017 PROJECT STATUS REPORT

PROMOTIONAL VIDEO Task Order Assignment No. C-703A-2

Urban Engineers was issued Notice to Proceed effective October 20, 2017. A project kick-off meeting was held with Urban and Stokes on October 20, 2017. Urban is working with Stokes Creative Group to produce a promotional video highlighting the history and relighting efforts associated with the Trenton Makes The World Takes sign.

CONSTRUCTION Contract No. TS-687A

At the May 22, 2017 Commissioners Meeting, the Commission awarded Contract TS-687A, Lower Trenton Toll-Supported Bridge, Replacement of Sign Lighting Elements to Carr & Duff, Inc. The Commission issued the full Notice to Proceed effective June 26, 2017.

A project kick-off meeting was held with Carr & Duff on July 14, 2017. Carr & Duff have commenced field activities and are currently performing tasks related to replacing the sign lighting elements.

LOWER TRENTON TOLL-SUPPORTED BRIDGE

NJ APPROACH TRAFFIC SIGNAL UPGRADES Contract No. C-627B-4

French & Parrello Associates (FPA) prepared a change of plans to include additional pedestrian signal heads on all four corners of the New Warren Street and William Trent Place intersection. The conduits beneath the roadway are full and new wiring cannot be pulled to support the additional signal heads. Upon further investigation with Carr & Duff, there are several existing wires within the conduit that are not being used. Carr & Duff submitted a price for this work and a change order was issued.

Construction Contract No. TS-699A

Carr & Duff, Inc. (C&D) was awarded this contract at the Commission's March 2017 meeting and issued their full Notice to Proceed effective April 21, 2017.

During this reporting period C&D installed an auxiliary cabinet to house the UPS system on the existing control cabinet at the intersection of New Warren St. and William Trent Place; and began the pedestrian signal upgrades at the intersection of New Warren St. and William Trent Place, as requested by the Commission.

DELAWARE RIVER JOINT TOLL BRIDGE COMMISSION

**DECEMBER 18, 2017
PROJECT STATUS REPORT**

SCUDDER FALLS BRIDGE REPLACEMENT PROJECT

**FINAL DESIGN
Contract No. C-660A**

During the November reporting period Michael Baker Jr., Incorporated (Baker) of Hamilton New Jersey, continued their coordination and support with the utility relocation effort in PA and NJ; continued to review and respond to various Requests for Information (RFIs) and submittals from the Contractor and the Construction Manager; and, attended the following meetings: two (2) T-668A Progress Meetings; and, various technical meetings involving design issues with the contractor and CM-CI team.

**Construction
Contract No. T-668A**

Trumbull Corporation of Pittsburgh, PA (Trumbull) was awarded the Scudder Falls Bridge Replacement Construction Contract T-668A in the amount of \$396,000,000.00 at the Commission's January 30, 2017 Meeting. The Commission issued a full Notice to Proceed on March 3, 2017.

Coordination Meetings continued between the Contractor and the Commission's Project team to discuss Project schedule, progress, and planning for ongoing and/or upcoming construction activities. Trumbull continued to submit Requests for Information (RFI's) and make required project submittals throughout this reporting period. To date there have been a total of 242 Contractor RFIs and 383 Contractor Submittals. Trumbull and the Construction Manager (Hill/Jacobs) have also been coordinating the submittal and review of the preliminary construction schedule. The Preliminary Baseline Schedule was approved in August and then updated in September. A Recovery Schedule was then requested and subsequently submitted by Trumbull since the contractor was at least 10 days behind schedule on certain items of work. The CM has provided comments to Trumbull on Schedule Update No. 3R and those comments have been addressed in the latest Schedule Update No. 4 that is currently being reviewed by the Construction Manager.

Ongoing construction activities continued, along with the startup of new activities in PA, NJ and the Delaware River. Trumbull has work areas extending throughout the project limits in order to complete parallel activities on the project. During the month of November Trumbull continued with the Main River Bridge trestle causeway in-river construction on both the NJ and PA sides of the river. Work progressed on the Main River Bridge Abutments, and the Pier 6 construction in NJ, as well as the Pier 1 construction in PA. Work also began on the Pier 5 cofferdam construction within the PA portion of the Delaware River and on the Taylorsville Road Bridge construction. In addition, work continued on the T-Wall construction within the median of I-95 in PA as well as the NJ I-95 access Ramp C Bridge and Ramp G Bridge Pier construction work.

DELAWARE RIVER JOINT TOLL BRIDGE COMMISSION

DECEMBER 18, 2017 PROJECT STATUS REPORT CONSTRUCTION MANAGEMENT Contract No. CM-669A

At the October 31, 2016 Commissioners Meeting, the Commission awarded Contract No. CM-669A, Construction Management Services for the Scudder Falls Bridge Replacement project to Hill International (Hill) of Philadelphia, PA for an amount not-to-exceed \$25,015,066.98. Hill was provided with Notice of Award and Limited Notice to proceed on November 2, 2016. Hill was then issued a Full Notice to Proceed on January 31, 2017, in parallel with the award of the Scudder Falls Bridge Replacement Contract T-668A at the same meeting.

The Hill team continues to supply construction management personnel as necessary, monitor Trumbull's performance and progress, conduct bi-weekly progress meetings, oversee and coordinate the three (3) construction inspection firms, perform utility coordination in NJ & PA, perform schedule reviews, conduct bi-weekly scheduling meetings, maintain document control, perform health and safety inspections, adjust project staffing as required, address material testing and inspection plan requirements, prepare monthly contractor invoices and manage overall project budget.

Construction Inspection of PA Approach Contract No. CI-671A

This Contract is for Construction Inspection (CI) Professional Services for the PA Approach Roadway Improvements portion of the Scudder Falls Bridge Replacement Project, Contract T-668A. TRC Engineers, Inc. (TRC) of Plymouth Meeting, PA was awarded this contract at the February 27, 2017 Commissioners' Meeting; and issued a full Notice to Proceed effective March 29, 2017.

During this reporting period TRC continued supplying inspectors to work on the Project under the supervision of the Construction Manager with now four (4) Inspectors on board. Additional Inspectors will be provided as the need arises based on the Contractor's schedule.

Construction Inspection of Main River Bridge Contract No. CI-672A

This Contract is for Construction Inspection (CI) Professional Services for the Main River Bridge portion of the Scudder Falls Bridge Replacement Project, Contract T-668A. WSP/Parsons Brinckerhoff, Incorporated (PB) of Lawrenceville, NJ was awarded this contract at the February 27, 2017 Commissioners' Meeting; and issued a full Notice to Proceed effective March 22, 2017.

During this reporting period PB continued supplying inspectors to work on the Project under the supervision of the Construction Manager with now four (4) inspectors on board. Additional Inspectors will be provided as the need arises based on the Contractor's schedule.

DELAWARE RIVER JOINT TOLL BRIDGE COMMISSION

DECEMBER 18, 2017 PROJECT STATUS REPORT

Construction Inspection of NJ Approach
Contract No. CI-673A

This Contract is for Construction Inspection (CI) Professional Services for the NJ Approach Roadway Improvements portion of the Scudder Falls Bridge Replacement Project, Contract T-668A. Gannett Fleming, Inc. (GF) of South Plainfield, NJ was awarded this contract at the February 27, 2017 Commissioners' Meeting and issued a full Notice to Proceed effective March 29, 2017.

During this reporting period GF maintained the full inspection staff of five (5) inspectors to work on the New Jersey approach portion of this project under the supervision of the Construction Manager. GF inspectors are also performing the quality control tests on the concrete that is poured within the New Jersey approach portion of the project.

DMC SERVICES THROUGH T-668A CONSTRUCTION Task Order Assignment No. C-502A-2I

AECOM is providing DMC services during the construction of the Scudder Falls Bridge Replacement Project, Contract T-668A, under this Task Order Assignment, which began on April 1, 2017.

The DMC Services include support to the Commission with the following: environmental agency coordination; environmental permitting; environmental monitoring services; construction survey support services; Contracts C-660A and T-668A progress support; and, administration of the three (3) SFB Project Construction Inspection (CI) Contracts.

Environmental Agency Coordination – Continuous services provided Project-wide assistance with environmental activities including agency site visits; contractor inquiries associated with existing permits obtained by the Commission; and, monitoring and implementation of existing environmental mitigation stipulations associated with pre-construction project permits and agency agreements.

Environmental Permitting - In Pennsylvania, coordination was completed with the USACE and the PADEP for review of the work associated with the 72" Pipe Jack and Bore operation in PA to confirm that all proposed work was within the permitted Limit of Disturbance (LOD). The PADEP and the USACE also approved the modifications to staging of the trestle causeway as requested by Trumbull.

Environmental Monitoring Services – These services are required to take place throughout construction of the SFB Replacement Project to meet Project permit requirements. Services performed during this reporting period included weekly monitoring of the project site for compliance with environmental requirements; and Archaeological Monitoring services for certain NJ excavation activities in conformance with the Project's Programmatic Agreement.

DELAWARE RIVER JOINT TOLL BRIDGE COMMISSION

DECEMBER 18, 2017 PROJECT STATUS REPORT

Archaeological monitoring was performed in NJ at the Main River Bridge Pier 6 excavation work; and for the tree clearing work along the D&R Canal.

Contracts C-660A and T-668A Progress Support - DMC services during this reporting period included participation in the work flow for review and distribution of the contactors submittals and requests for information; ongoing coordination with the Baker Team on RFI and contractor submittal responses; design and/or construction issue trouble-shooting and resolution support with involvement in the various technical issues meetings with the CM and the Contractor; ongoing utility relocation work and existing facility interface coordination support ; utility design coordination between the Commission's District 1 Administration Building Design and SFB Replacement Project construction projects; and, coordination with Commission Operations and ESS on maintenance of the existing equipment within the SFB Project construction zone.

CI Contract Administration – As Project Managers, coordinated with the CI firms for the supplying of inspectors to the project as requested by the Construction Manager; administer the CI contracts and address any contractual needs.

SCUDDER FALLS BRIDGE REPLACEMENT PROJECT

PUBLIC INVOLVEMENT SERVICES

FINAL DESIGN Contract No. C-662A

McCormick Taylor, Inc. (MT) was awarded this Public Involvement (PI) Contract at the Commission's September 28, 2015 Meeting, and issued Notice to Proceed effective October 29, 2015. A kickoff meeting was held with MT on November 25, 2015. The Commission provided comments to MT's draft PI plan and is awaiting a revised draft. MT has attended numerous C-660A progress meetings, and has successfully taken responsibility of maintaining the project hotline and website. MT organized and participated in the March 15, 2016 Open House/ No Net Loss Public Hearing held in Ewing Township and April 27, 2016 Pennsylvania Noise Walls Update Meeting. MT organized and participated in the July 19th & 21st District I Open House/Toll Hearings held in Ewing Township (NJ) and Lower Makefield Township (PA) respectively. MT also organized and participated in August 2nd & 4th District II Toll Hearings in Easton (PA) and Phillipsburg (NJ) respectively also and the August 9th & 11th District III Toll Hearings held in Montague (NJ) & East Stroudsburg (PA) respectively. MT has finalized the open house/toll hearing summary report from these events. MT's public involvement effort focuses on regularly communicating project activities to officials, stakeholders and the public, as well as informing motorists of near-term construction stage travel implications, performing public involvement initiatives and market research activities and development of discussion guides and analysis related the implementation of the new toll, and payment options related to All-Electronic Tolling. MT is currently working on finalizing a new project specific logo and updating the project website.

DELAWARE RIVER JOINT TOLL BRIDGE COMMISSION

DECEMBER 18, 2017

PROJECT STATUS REPORT

CAPITAL PROGRAM MANAGEMENT CONSULTANT (CPMC) & DESIGN MANGEMENT CONSULTANT (DMC) SERVICES FOR THE I-95/SCUDDER FALLS BRIDGE IMPROVEMENT PROJECT

CPMC SERVICES – YEAR 2016

Task Order Assignment No. C-502A-1L

Task Order Assignment 502A-1L, Capital Program Management Consultant (CPMC) Services for 2016 began in July 2016. AECOM is currently providing one (1) part-time Project Manager to oversee and administer various design and construction projects that are being advanced in the Capital Improvement Program. During this reporting period, CPMC Staff continued to provide the management and oversight of Professional Services Contract C-644A, CM/CI Services Contract CM-644A, and Construction Contract T-644A for the I-78 Roadway Approach/Transition Slabs Rehabilitation and the Rehabilitation of the Cedarville Road Overpass; and, Resident Engineer services and support for construction Contract TS-699A Lower Trenton TSB Traffic Signal Equipment Upgrades.

SCUDDER FALLS BRIDGE INTERIM DECK REPAIRS

Construction

Contract No. TS-677A

Sparwick Contracting, Inc. (SCI) completed all deck repairs and roadway striping by September 8, 2015. SCI's on-call and emergency spall repairs phase of the contract ended with the issuance of Notice to Proceed for the Scudder Falls Bridge Replacement project, T-668A on March 3, 2017.

During this reporting period, SCI was solicited to provide a cost to decommission the water well at the Commission's 1149 Woodside Road property, where the Commission owned house was recently demolished by Trumbull under their Scudder Falls Bridge Replacement contract. Sparwick's efforts are the most expeditious means to completing this work in support of the SFB Project schedule.

DELAWARE RIVER JOINT TOLL BRIDGE COMMISSION

**DECEMBER 18, 2017
PROJECT STATUS REPORT**

COMMISSION ADMINISTRATION BUILDING AT SCUDDER FALLS

Design
Contract No. C-707A

The Purchasing Department issued two (2) requests for quotes (RFQ) for advance work. The first RFQ includes the tree cutting for the site. In order to comply with environmental regulations, it is necessary to complete all tree cutting between September 30th and November 1st to protect the Indiana Bat. A second RFQ includes the removal and disposal of asbestos containing materials located within the 1799 House. RFQ's were issued to contractors from state lists. Price proposals were received and are under review.

The design team prepared and submitted to the Bucks County Conservation District an application for the NPDES Permit. Pennsylvania has not passed legislation for renewing the General Permit application process, therefore it is critical that we receive the permit by December 7, 2017. Documents associated with the permit application process were also prepared and submitted to Bucks County and Lower Makefield Planning Commission. The Commission received PAC090109 from the Bucks County Conservation District.

An exterior survey of the 1799 House, including a pressure washing test of the exterior stucco was completed to determine how best to proceed with the exterior finish.

The design team submitted the pre-final design plans and specifications package and the documents were review by Commission Staff. Commission Staff and the design team met to complete a review of the building systems and discuss review comments.

NEW HOPE-LAMBERTVILLE TOLL BRIDGE FLOOR SYSTEM REHABILITATION DESIGN SERVICES Task Order Assignment No. C-702B-2

On November 13, 2017, Commission staff meet with representatives of IH Engineers to review the Pre-Final Design for the implementation of structural steel repairs and/or strengthening as well as spot cleaning and painting structural steel and bearings within vicinity of deck joints.

DELAWARE RIVER JOINT TOLL BRIDGE COMMISSION

**DECEMBER 18, 2017
PROJECT STATUS REPORT**

I-78 TOLL BRIDGE MAINTENANCE GARAGE PRELIMINARY, FINAL & POST DESIGN SERVICES C-508A

This contract is for Preliminary, Final and Post-Design Services for renovations and expansion at the I-78 Maintenance Garage as identified under a Task Order Assignment for Space Utilization Program and Concept Study provided by Bucharth Horn, Inc. / BASCO Associates.

Burns Engineering Inc. (BE) was issued Notice of Award and Limited Notice to Proceed effective July 28, 2015, Final Design Submission and Bid Set were received on April 5, 2016, Bids were open on May 10th, reviewed by the Consultant, Commission Counsels and Contract Compliance and a Construction Contract Award was made at the June 2016 Regular Monthly Commission Meeting.

Consultant is currently providing Post Design services, reviewing Contractor's Request for Information, submittals, issuing Architectural Supplementary Instructions, and attending Bi-Weekly Progress Meetings.

CODE COMPLIANCE PLAN REVIEW AND INSPECTIONS Task Order Assignment No. C-696A-1

Utilizing the Commission's current Facilities Task Order Agreement with Johnson, Mirmiran & Thompson (JMT), this Task Order Assignment is to provide Code Plan Reviews, and Code Compliance Inspections on as needed basis for the I-78 Maintenance Garage Expansion Project. Said services will be provided by a Commonwealth of Pennsylvania Department of Labor and Industry (PA L&I) Certified Third-Party Agency in the appropriate building trade categories and in accordance with the current Uniform Construction Code Inspection Procedures UCC-9.

Kick-Off Meeting was conducted with JMT on February 25, 2016, and the Consultant provided Peer and Code Plan reviews of the Pre-Final Design Submission, attended the pre-final design submission review meeting, reviewed and certified the Final Design Submission to confirm all comments have been addressed.

Consultant attended Construction Kick-Off meeting on July 12, 2016 and is currently attending periodic construction progress meeting and providing all required UCC inspections. Final Inspection was completed and Certificate of Occupancy was issued effective October 16, 2017.

DELAWARE RIVER JOINT TOLL BRIDGE COMMISSION

DECEMBER 18, 2017 PROJECT STATUS REPORT

CONSTRUCTION MANAGEMENT SERVICES CM-508A

This contract is for Construction Management (CM) Services in connection with the renovations and expansion of I-78 Maintenance Garage Project. As part of the CM services the Consultant scope of work includes Constructability Review of the Bid Documents during the Pre-Construction phase of T-508A.

STV Inc. (STV) was issued Notice of Award and Limited Notice to Proceed effective March 1, 2016. A meeting was held with the Consultant on March 2nd to review the Commission's expectations of the consultant's services during the Pre-Construction phase of T-508A. Constructability Review was provided by the Consultant on the Pre-Final Design Submission, attended its design review meeting on March 21, and reviewed the Final Design Submission to confirm all comments have been addressed.

STV attended the Pre-Construction Meeting on July 12, 2016 and is currently providing construction field inspections, conducting bi-weekly progress meetings along with processing Architectural Supplementary Instructions, Contractor's Submittals and Request for Information as part of providing construction management services. Consultant is currently confirming completion of punch list, receipt of all close-out documents and warranties.

CONSTRUCTION Contract No. T-508A

Bracy Construction Inc., was awarded this construction contract at the Commission's June 2016 Meeting. Notice of Award and Limited Notice to Proceed letter was issued effective June 28, 2016. Pre-Construction Meeting was held on July 12th and a Notice to Proceed effective date of July 25th was issued in accordance with the Contract Specifications.

Contractor completed set-up of the field trailers and temporary facilities, set-up Erosion and Sediment Controls in accordance with the County Conservation District's approved permit, started the demolition activities for Phases 1 & 2 of the Project. Phase 1 Construction Substantial Completion was reached November 11, 2016 as relates to the Commission's salt, brine & magnesium chloride operation. Phase 2 footings, foundation walls, new bearing walls, steel erection under-slab utilities, floor slab, watertight, closing the new building, rough-ins and final mechanical, electrical, plumbing, security, fire alarm, equipment, and exterior veneer installation has been completed. Phase 3 site work, utilities and re-roofing the existing garage, welcome center and Toll Plaza has been completed, existing interior floor slab demolition, under-slab electrical and plumbing, and radiant heating floor slab pour has been completed, CMU partition walls, Mechanical, Electrical Plumbing Final has been completed, wash bay footings, foundations and exterior CMU walls, floor slab, steel erection, and roof steel deck has been completed.

DELAWARE RIVER JOINT TOLL BRIDGE COMMISSION

DECEMBER 18, 2017

PROJECT STATUS REPORT

Certificate of Occupancy was received on October 16, Construction activities are currently focused on addressing punch list items and Contractor currently providing close-out documents and warranties from different trades for review by the Design Consultant.

I-78 BRIDGES AND APPROACH SLABS REHABILITATION

Design

Contract No. C-644A

Gannett Fleming, Inc. (GF) was awarded this design contract at the Commission's February 2016 Meeting and their Notice of Award/Limited Notice to Proceed was issued effective March 1, 2016. This design project is for the repair of various bridge, pavement and other miscellaneous deficiencies associated with the 13 bridges and approach roadways located within the DRJTBC's jurisdiction on I-78.

During this reporting period, GF continued their post-design phase services of this contract, responding to RFIs and reviewing submittals and attending contractor progress meetings as necessary.

Construction Management/Construction Inspection

Contract No. CM-644A

Greenman-Pedersen, Inc. (GPI) was awarded this Construction Management/Construction Inspection contract at the Commission's April 2017 Meeting with the Notice to Proceed issued effective May 24, 2017.

During this reporting period, GPI conducted two (2) Schedule Update/Progress Meetings and continued site inspections of the Welcome Center repairs, approach slab replacements and cleaning/painting of the Carpentersville and Edge Road Bridges. GPI provided comments to, and accepted, two (2) schedule updates, tracked RFIs, correspondence, submittals and shop drawings. GPI's current staff includes the Resident Engineer, one (1) paint inspector and one (1) construction inspector in addition to the part time Project Manager. A part time scheduler and safety consultant, both from Envision, Inc. are providing bi-weekly schedule update reviews and independent site safety inspections respectively.

DELAWARE RIVER JOINT TOLL BRIDGE COMMISSION

DECEMBER 18, 2017 PROJECT STATUS REPORT

Construction Contract No. T-644A

J.D. Eckman, Inc. (JDE) was awarded this Construction contract at the Commission's April 2017 Meeting with the Notice of Award/Limited Notice to Proceed issued effective April 26, 2017. JDE received full Notice to Proceed effective May 22, 2017.

During this reporting period, JDE participated in two (2) Schedule Update/Progress Meetings and replaced the approach slabs in the eastbound left lane of the Rte. 611 and Main River Bridges. JDE continued blasting and painting the three coat system at the Carpentersville Road Bridge and continued installing the bridge blast cleaning containment system at the Edge Road overpass bridge. JDE completed some minor repairs at the Welcome Center while maintaining visitor access. JDE continued submitting RFIs, submittals, shop drawings, lane closure notifications and schedule updates.

RESTRIPING OF THE MERGE LANES EXITING THE I-78 TOLL PLAZA

Design Task Order Agreement Contract No. C-628A-8

Dewberry Engineers, Inc. (DE), through a standing Consultant Engineer Agreement, was requested to provide Engineering Services to design modifications to the existing striping of the merge area west of the I-78 westbound toll plaza. DE was requested to utilize Malick & Scherer, PC. (M&S) for this design effort due to their current involvement as a sub-consultant to Gannett Fleming on the C-644A I-78 Bridges and Approach Slab Rehabilitation Project, whose tasks include the restriping of the entire I-78 mainline located within the DRJTBC's jurisdiction. The purpose of this restriping design is to provide dedicated through lanes for the two left ORT E-Z Pass lanes continuing after the toll plaza, and have the four right toll lanes merge with the right high speed lane in the vicinity of the Morgan Hill Road Interchange.

This design has been incorporated into the I-78 Bridges & Approach Slab Rehabilitation Construction Contract T-644A by Gannett Fleming, under Professional Services contract C-644A.

During this reporting period, M&S continued their post-design services phase of this Task Order Assignment for construction contract T-644A.

DELAWARE RIVER JOINT TOLL BRIDGE COMMISSION

**DECEMBER 18, 2017
PROJECT STATUS REPORT**

EASTON-PHILLIPSBURG TOLL BRIDGE

SALT STORAGE FACILITY CONCEPT STUDY Task Order Assignment No. C-702B-1

This Task Order Assignment is to perform a feasibility study for constructing a new salt storage facility to meet the needs at E-P Toll Bridge and to evaluate three potential sites for placement.

Field assessments were performed in March and a draft feasibility report was submitted in April. Comments have been generated and shared with the Consultant. The Commission's comments have been addressed in the final report. A task order problem statement requesting final design and post design services has been forwarded to IH Engineers.

MILFORD-MONTAGUE TOLL BRIDGE

SALT STORAGE FACILITY - DESIGN Task Order Assignment No. C-702B-4

IH Engineers was issued Notice to Proceed effective June 23, 2017. A project kick-off meeting was held with IH on July 23, 2017 with operations and supervisory staff in attendance. This Task Order Assignment is to perform final design for constructing a new salt storage facility to meet the needs at M-M Toll Bridge in the general footprint of the existing damaged/undersized building.

The designer submitted final construction bid documents and assisted with bid review/evaluations. IH provided the Commission final conformed documents and are currently providing post-design, post-award services.

CONSTRUCTION MANAGEMENT Task Order Assignment No. C-703A-3

Urban Engineers was issued Notice to Proceed effective October 16, 2017. A project kick-off meeting was held with Urban on October 16, 2017. Urban is providing a part time Project Manager, full time Resident Engineer/Inspector and part time Scheduler through this task order assignment. Urban attended a kick-off meeting with the contractor (Bracy), is conducting job progress meetings and performing construction management and inspection activities.

DELAWARE RIVER JOINT TOLL BRIDGE COMMISSION

DECEMBER 18, 2017 PROJECT STATUS REPORT

CONSTRUCTION Contract No. T-717A

At the September 25, 2017 Commissioners Meeting, the Commission awarded Contract T-717A, Milford-Montague Toll Bridge, Salt Storage Building to Bracy Construction, Inc. The Commission issued a Limited Notice to Proceed effective September 25, 2017.

An on-site project coordination meeting was held with Bracy and their subcontractors on October 3, 2017. The Commission issued the full Notice to Proceed effective October 12, 2017.

A project kick-off meeting was held with Bracy on October 19, 2017. Bracy has commenced field activities and have demolished the old salt storage building and are currently performing tasks related to the construction of the new structure.

APPROACH ROADWAY IMPROVEMENTS AT THE CENTRE BRIDGE – STOCKTON, NEW HOPE – LAMBERTVILLE, AND UHLERSTOWN – FRENCHTOWN TOLL-SUPPORTED BRIDGES

(DESIGN) Task Order Assignment C-715A-1

Under this Task Order Assignment (TOA) the Consultant, Pennoni, Inc. (Pennoni), is providing professional services for the design of approach roadway improvements at the Centre Bridge – Stockton, New Hope – Lambertville, and Uhlerstown – Frenchtown Toll-Supported Bridges. Improvements include select roadway repaving, re-striping, three (3) ADA ramps, replacement of six (6) inlets, curbing repair and patching/coating of a retaining wall. Notice to proceed was given on September 25, 2017. A kick off meeting was held on October 3, 2017. Field visits occurred September 28 through October 3. Progress Meeting No. 1 was held on Friday, November 3. 60% Preliminary Design documents were submitted to the Commission and are currently under review by staff.

DISTRICT 2 AND 3

PHASE 1 TOLL COLLECTION COUNTING FACILITIES

PRELIMINARY, FINAL & POST DESIGN SERVICES C-696B-1

Utilizing the Commission standing Consulting Engineer Task Order Agreement with French & Parrello Associates (FPA), this Task Order Assignment is to obtain engineering

preliminary, final, and post design services to support the Commission needs for Toll Counting facilities at I-78, Easton Philipsburg, and Delaware Water Gap Toll Bridge Facilities.

DELAWARE RIVER JOINT TOLL BRIDGE COMMISSION

DECEMBER 18, 2017 PROJECT STATUS REPORT

As a part of a fast track implementation plan, Kick-Off Meeting was conducted with FPA on October 20, 2016, at which time the Consultant provided pre-schematic design sketches to expedite Commission's input on the same. The Consultant collected Project related record documents after this meeting, conducted site visits on October 25th at all three locations. Schematic Design Submission was received on November 9th, 2016 and a submission review meeting was held on November 14th sharing the Commission's comments with the Consultant. Final Design Submission was received December 30, 2016 and a design submission review meeting was conducted on January 9, 2017 and revised documents were received January 19, 2017.

ELECTRONIC SURVEILLANCE / DETECTION SYSTEM

ESS MAINTENANCE CONTRACT Contract No. DB-575A

Schneider Electric Building Americas, Inc. continues to provide maintenance services in support of the Electronic Surveillance / Detection System under the direction of the Commission's Electronic Security and Surveillance Staff, who operate the system from the Primary Control Center located at the New Jersey State Police's Regional Operation and Information Center (ROIC) in West Trenton, New Jersey.

WIRELESS VIDEO NETWORK SPECIFICATION AND PEER REVIEW Contract No. C-621A-5

Sentinel Consulting is supporting the Commission's efforts on upgrading the wireless communication system at the I-78/611 site to address current and future needs. Review comments for the wireless survey report were provided to Schneider Electric Building Americas, Inc.

ELECTRONIC TOLL COLLECTION SYSTEM

CUSTOMER SERVICE CENTER/VIOLATION PROCESSING CENTER PROJECT DB-584

The new NJ Customer Service Center (CSC) is live. The New Jersey Turnpike Authority (NJTA), as the lead agency, is facilitating all meetings with the other agencies and Conduent.

DELAWARE RIVER JOINT TOLL BRIDGE COMMISSION

**DECEMBER 18, 2017
PROJECT STATUS REPORT**

TRAFFIC COUNT PROGRAM UPGRADE DR-550A

A Purchase Order was issued to Signal Service, Inc., West Chester, PA for the traffic counters, server and additional materials. Signal Service is a member of the Pennsylvania Department of General Services COSTARS Program (Cooperative Purchasing Contract No. 4400012659). The COSTARS Program sets the pricing for the traffic counters, auxiliary equipment, and software to be purchased.

A training session was completed for Commission staff on the use of the TraqAlert program. The server currently resides with RTI for on-going configuration and we are accessing the data remotely. RTI is upgrading the software on the server. Upon completion of the upgrade, the server will be delivered to the Commission.

A field training session is being planned for the eight (8) Commission Maintenance staff members who are also members of the Traffic Count team.

ELECTRONIC TOLL COLLECTION SYSTEM REPLACEMENT DESIGN, BUILD AND MAINTAIN Contract No. DB-540A

TransCore is addressing punch list items, final project documentation and as-built drawings. Project Provisional Acceptance was issued on August 16, 2017 and the project is transitioning into the maintenance phase.

A call with Commission Staff and Executive Staff from TransCore occurred to review the system performance. It was noted that the vehicle classification and capture of license plates is not meeting the performance requirements. TransCore implemented a plan that included revisiting each lane, checking all equipment connections/configurations and tuning the equipment to increase performance levels.

ELECTRONIC TOLL COLLECTION SYSTEM REPLACEMENT DESIGN, BUILD AND MAINTAIN Contract No. TO-540A

Commission Staff, TransCore and representatives from the RK&K team met to conduct a monthly maintenance meeting.

DELAWARE RIVER JOINT TOLL BRIDGE COMMISSION

**DECEMBER 18, 2017
PROJECT STATUS REPORT**

ELECTRONIC TOLL COLLECTION / TOLLING TASK ORDER CONSULTANT

**TOLL SYSTEM PERFORMANCE REVIEW
AND AUDIT / OPERATIONAL ASSESSMENT
Task Order Assignment No. C-701A-3**

TransCore completed the transition of the Commission's electronic toll collection system. During the transition, system commissioning tests were performed and the Commission conducted on-going reviews of system performance on an ad-hoc basis, identifying issues for TransCore to review and resolve. As part of the Technical Requirements an Operational Test is required to ensure that the software and hardware function with intended and required availability and performance. Under this task order assignment, the RK&K team will verify that the toll system accurately calculates toll charges, accurately processes violations, E-ZPass transactions, vehicle classification and license plate capture.

RK&K provided a draft report summarizing their findings from review of a second and third week of transactions. The reports were reviewed by Commission Staff and provided to TransCore to address system performance deficiencies.

ELECTRONIC TOLL COLLECTION SYSTEM REPLACEMENT: TOLL PLAZA LED SIGN INSTALLATION AND INTEGRATION Task Order Assignment No. C-701A-4

The RK&K completed the inspection services related to the Daktronics LED toll plaza canopy sign installation at the New Hope – Lambertville, Easton – Phillipsburg, Portland – Columbia and Milford – Montague Toll Bridges. The sign installation is complete and they are integrated with the electronic toll collection system. The RK&K team reviewed the as-built drawings and comments were provided to TransCore to address.

LEVEL 3 – INVESTMENT GRADE TRAFFIC AND REVENUE FORECASTS

Contract No. C-549AR

There is no activity on this project to report.

DELAWARE RIVER JOINT TOLL BRIDGE COMMISSION

DECEMBER 18, 2017 PROJECT STATUS REPORT

BRIDGE MONITORING SYSTEM DESIGN FOR SELECT BRIDGES Task Order Assignment C-628B-6

Under this Task Order Assignment (TOA) the Consultant, the Louis Berger Group, Inc. (Berger), is providing professional services for the design of the installation of overweight / oversized vehicle detection linked to alarms, signage and camera to discourage the passage of these vehicles over selected bridges. Notice to proceed was given on December 15, 2015; kick off meeting was held on January 15, 2016. Existing plans were transmitted to Consultant in order to start construction plan preparation. Consultant conducted field visits to all five bridge sites February 18 & 19, 2016. A Meeting was held with IT and ESS on March 7, 2016 to discuss possible location of over height sensors and connectivity to existing communication systems. Plans showing proposed location of over height sensors, cameras and new weight restriction signing have been submitted and reviewed.

Based on review comments, locations will be adjusted and a field meeting with ESS will be scheduled to verify and finalize camera locations. Due to the departure of personnel, Berger submitted the name and qualifications of a new project manager which has been accepted by the Commission. Meeting is being scheduled to revise scope and discuss utilization of new communication infrastructure. As a result of the recent critical fracture of a truss member resulting in the closing of a PA Turnpike bridge, the scope of this contract was expanded. It has been decided to install sensors on all five bridges in the task order and to add the Milford Montague Bridge to the assignment. A revised scoping meeting was held on February 28th and a revised cost will be submitted. Cost for revised scope was submitted March 22 and was deemed excessive. Revised cost estimate was submitted on March 28 and has been accepted. Pre-Final Plans were submitted on Wednesday, November 1, 2017.

BUILDINGS & FACILITIES ENERGY CONSERVATION MEASURES

PRELIMINARY, FINAL & POST DESIGN SERVICES C-657A-3

Utilizing the Commission standing Consulting Engineer Task Order Agreement with Joseph Jingoli & Son, Inc. (JJS), this Task Order Assignment is to obtain engineering preliminary, final, and post design services to implement the Energy Conservation Measures (ECM) identified in an ASHRAE Level 3 Energy Audit prepared under Task Oder Assignment No. C-657A-1 at all of the Commission's seven (7) Toll Bridge facilities.

A Kick-Off Meeting was conducted with JJS on November 21, 2016, record room site visits, and field surveys of the seven toll bridges has been completed. Progress meeting was conducted on February 1, 2017, reporting field observations and conditions in advance of a Schematic Design submission was received February 28, 2017 and a design review meeting was

DELAWARE RIVER JOINT TOLL BRIDGE COMMISSION

DECEMBER 18, 2017 PROJECT STATUS REPORT

conducted with the consultant on March 21, and a Final Submission was received on April 24, 2017 addressing Commission's comments. Public Bid Advertisements for an Electrical and a Mechanical Construction Contracts were posted on May 9th, bids were publically opened on June 8th & June 13th respectively. Bids received from the low bidder of each Contract was reviewed by JJS, Commission Staff and Counsels, and found to be responsive. Construction Contracts Awards were made for each of the two (2) Contracts at the Commission's June 26th regular Monthly Meeting and Consultant is currently providing Post Design Services answering Contractors' Requests for Information, reviewing submittals and attending bi-weekly Progress Meetings.

CONSTRUCTION Contract No. T-645A

MJF Construction Inc., was awarded this construction contract at the Commission's June 2017 Meeting. Notice of Award and Limited Notice to Proceed letter was issued effective June 27, 2017. Notice to Proceed effective date of July 24th was issued in accordance with the Contract Specifications and Pre-Construction Meeting was held on July 27th.

Contractor currently continues to prepare submittals for review by the engineer and performing site reconnaissance at Each Toll Bridge facility. Long lead delivery material had been ordered. Construction activities started at Milford Montague and Delaware Water Gap sites.

CONSTRUCTION Contract No. T-645B

Schneider Electric Buildings Americas, Inc., was awarded this construction contract at the Commission's June 2017 Meeting. Notice of Award and Limited Notice to Proceed letter was issued effective June 27, 2017. Pre-Construction Meeting was held on August 11th and a Notice to Proceed effective date of August 16th was issued.

Contractor currently preparing submittals for review by the engineers and performing site reconnaissance at Each Toll Bridge facility. Long lead delivery material had been ordered.

GENERAL ENGINEERING CONSULTANT 2015-2018 ANNUAL INSPECTIONS C-684A

As the Commission's General Engineering Consultant (GEC), Cherry, Weber & Associates (CWA) is providing Annual Inspection Services for the Toll-Supported Bridges in 2016. CWA was provided with Notice to Proceed on March 23, 2015. On November 21, 2016,

the Commission, via Resolution 3090-11-16, extended CWA's contract to perform GEC services and inspections in 2017 & 2018. A kick-off meeting was held on March 21, 2017 for the 2017

DELAWARE RIVER JOINT TOLL BRIDGE COMMISSION

DECEMBER 18, 2017 PROJECT STATUS REPORT

Toll Bridge Inspections at the –Delaware Water Gap Toll Bridge Administration Building and attended by representatives from District 1, District 2, District 3, Operations, Engineering, and CWA. A progress meeting was held on June 9.

Interim inspections have been completed at all of the required (load posted) Toll-Supported Bridges and Inspections of all seven (7) Toll Bridges have been completed. The draft Maintenance Report was submitted on September 8 and is currently under review by Commission Maintenance & Operations. A review meeting was held with District 1 on October 16 and Districts 2 & 3 on October 23. The draft Annual Inspection Report was submitted on September 25 and it is currently under review by Engineering. Sign retro-reflectivity inspections were performed on October 10 in District 2, October 12 in District 1, and October 18 in District 3.

2015-2016 TRAFFIC ENGINEERING CONSULTANT Contract No. C-686A

A Consultant Agreement Modification with Pennoni Associates to extend services by two (2) additional two (2) year cycles was executed.

DELAWARE RIVER JOINT TOLL BRIDGE COMMISSION

Meeting of December 18, 2017

OPERATIONS

The following Pages reflect the reports on those items assigned to the Operations Department. Each item is reported separately and page numbered accordingly.

DELAWARE RIVER JOINT TOLL BRIDGE COMMISSION

Meeting of December 18, 2017

Operations Report Index

Maintenance and Toll Operations

SUBJECT	DESCRIPTION	PAGE NUMBER
Maintenance and Toll Operations	Status report Month of November, 2017	1-7

DELAWARE RIVER JOINT TOLL BRIDGE COMMISSION
Meeting of December 18, 2017

MAINTENANCE AND TOLL OPERATIONS
MONTH OF NOVEMBER 2017

- Attended C-657A-3 Buildings & Facilities Energy Conservation Measures Implementation Mechanical & Electrical Design progress meeting at New Hope Toll Bridge.
- Attended T-645B - Buildings & Facilities Energy Conservation Measures – Electrical / Lighting Bi-Weekly progress meetings at New Hope Toll Bridge Facility.
- Attended C-519A - Southern Operations & Maintenance Facilities Improvements pre-proposal meeting held at Trenton Morrisville Toll Bridge.
- Participated in conference call meeting to discuss review Draft 2018 Capital Plan.
- Attended meeting to discuss review 2017 Vehicle and Equipment list and discuss vehicle specifications held at New Toll Bridge Facility.
- Attended meeting with the Deputy Executive Director of Operations to discuss operations reorganization held at New Hope Toll Bridge Facility.
- Attended meeting with IT department to discuss 2018 Capital Vehicle and Equipment replacement lists entered into Cartegraph asset management system.
- Attended T-508A - I-78 - Maintenance Garage Expansion (Bi-Weekly Progress Mtg.) held at I-78 Toll Bridge Maintenance Facility.
- Reviewed and approved invoices for repairs submitted by Guide Rail/Attenuator contractor J. Fletcher Creamer for repairs completed at I-78 and Frenchtown Bridge.
- Reviewed the Accident Log/Property Damage Reports for the month of November, 2017. Forwarded the monthly report to the Director of Human Resources, Insurance Administrator, Comptroller and Deputy Executive Director of Operations.

DELAWARE RIVER JOINT TOLL BRIDGE COMMISSION
Meeting of December 18, 2017

- Oversaw and monitored activities for the Motorist Assistance Program during the month of November, 2017. Forwarded the monthly report to the Executive Director of Operations.
- Prepared monthly Maintenance and Toll report for November 2017 staff agenda meeting held at New Hope Lambertville administration meeting.
- Attended monthly Operations meeting for November 2017 held at New Hope Toll Bridge Facility.
- Prepared and forwarded report of Use of Commission Facilities for the month of November, 2017 to the Deputy Executive Director of Operations.

Maintenance Operations

- Director of Maintenance and Deputy Director of Maintenance met with maintenance staff at each facility to review reorganization of maintenance operations.
- New Hope Maintenance department completed sidewalk replacement project by removing damaged concrete and installing new sidewalk, driveway and curbing at New Hope Firehouse facility walkway entrance.
- Maintenance crews power washed structures, patched concrete, sealed roadway cracks, repaired light fixtures maintained the manicured appearance of our grounds, removed bird debris from truss members, and removed graffiti.
- Maintenance crews began snow preparations by making brine solution and preparing vehicles and equipment for winter snow operations.
- Trenton Morrisville maintenance crews replaced the turbo on the Sterling and installed new brake system on Trenton Morrisville patrol vehicle.
- I-78 maintenance crews installed 1500 feet of snow fence in on I-78 banks as part of their winter snow preparations.
- Easton Phillipsburg maintenance crews ran new conduit and wire for Northampton St. Toll Supported Bridge Holiday lights.
- Delaware Water Gap maintenance crews installed a new light pole on I-80 west bound roadway.

DELAWARE RIVER JOINT TOLL BRIDGE COMMISSION
Meeting of December 18, 2017

- Milford-Montague maintenance crews finished landscaping Capital project, installed paver walkway to flag pole and constructed temporary salt storage facility.
- Portland-Columbia maintenance crews repaired two damaged concrete light pole bases and installed two new light poles.

Toll Operations

- Director of Toll and Deputy Director of Toll met with Toll staff at each facility to review reorganization of Toll operations.
- Director of Toll and Deputy Director held a Sergeant's meeting at Easton Phillipsburg Toll Bridge Facility. The following topics were discussed:
 1. Reorganization
 - Lieutenant's position
 - Senior Toll Collector position
 - Commission wide uniform guidelines
 2. Scheduling
 - Overtime
 - Minimum staffing levels for each toll facility
 - Call Out Guidelines
 - Alerts
 3. Transcore
 - Manual

District I**LeVar Talley, Superintendent****Jesse Cole, Acting Asst. Superintendent****Larry Dubin, Foreman of Maintenance, Trenton-Morrisville****Daniel Pascuillo, Foreman of Maintenance, New Hope-Lambertville****Trenton-Morrisville Toll Bridge**

Task	JAN	FEB	MAR	APR	MAY	JUN	JUL	AUG	SEP	OCT	NOV	DEC	Total Man-hours
Bridge Maintenance	0	0	16	24	200	96	24	8	0	37	0		405
Bldg./Facilities Maintenance	716	840	1,015	792	828	886	787	917	883	947	743		9,354
Grounds Maintenance	64	48	32	178	265	297	240	353	260	232	86		2,055
Road Maintenance	76	0	52	88	168	47	16	8	154	62	56		727
Snow/Ice Maintenance	307	188	196	0	0	0	0	0	0	88	98		877
Vehicle Maintenance	315	265	253	182	84	172	139	144	111	218	213		2,096
Miscellaneous	8	8	8	16	0	24	16	40	16	32	8		176
Total Man-hours	1,486	1,349	1,572	1,280	1,545	1,522	1,222	1,470	1,424	1,616	1,204	0.0	15,690

New Hope-Lambertville Toll Bridge

Task	JAN	FEB	MAR	APR	MAY	JUN	JUL	AUG	SEP	OCT	NOV	DEC	Total Man-hours
Bridge Maintenance	116	168	316	168	316	284	120	120	136	80	280		2,104
Bldg./Facilities Maintenance	708	708	684	670	742	742	590	808	620	845	614		7,731
Grounds Maintenance	64	72	88	276	246	360	430	478	448	368	200		3,030
Road Maintenance	80	32	46	40	306	184	92	106	160	40	232		1,318
Snow/Ice Maintenance	166	112	160	0	0	0	0	0	0	52	40		530
Vehicle Maintenance	56	28	32	56	24	24	72	84	60	99	48		583
Miscellaneous	104	40	40	40	32	72	48	64	60	56	44		600
Total Man-hours	1,294	1,160	1,366	1,250	1,666	1,666	1,352	1,660	1,484	1,540	1,458	0.0	15,896

Southern Division Toll Supported Bridges

Task	JAN	FEB	MAR	APR	MAY	JUN	JUL	AUG	SEP	OCT	NOV	DEC	Total Man-hours
Bridge Maintenance	32	88	144	80	232	319	100	64	84	79	175		1,397
Bldg./Facilities Maintenance	447	393	489	460	304	305	285	400	375	491	339		4,288
Grounds Maintenance	88	232	80	268	328	450	354	399	333	381	176		3,089
Road Maintenance	107	48	164	79	292	154	72	80	265	280	337		1,878
Snow/Ice Maintenance	146	113	119	0	0	0	0	0	0	40	16		434
Vehicle Maintenance	220	166	120	158	112	93	128	132	128	209	126		1,592
Miscellaneous	69	100	155	48	94	94	39	90	110	40	97		936
Total Man-hours	1,109	1,140	1,271	1,093	1,362	1,415	978	1,165	1,295	1,520	1,266	0.0	13,614

District II**James Shelly, Superintendent****Harry Brown, Asst. Superintendent****Robert Varju, Foreman of Maintenance, I-78****Mark W. Dilts, Foreman of Maintenance, Easton-Phillipsburg****Easton-Phillipsburg Toll Bridge**

Task	JAN	FEB	MAR	APR	MAY	JUN	JUL	AUG	SEP	OCT	NOV	DEC	Total Man-hours
Bridge Maintenance	32	56	72	236	257	491	204	264	76	193	64		1,945
Bldg./Facilities Maintenance	857	600	727	460	540	491	432	505	524	570	482		6,188
Grounds Maintenance	88	48	120	163	348	262	246	351	370	280	258		2,534
Road Maintenance	95	101	104	184	220	469	272	169	70	193	64		1,941
Snow/Ice Maintenance	156	156	282	0	0	0	0	0	0	0	11		605
Vehicle Maintenance	88	197	304	183	68	96	24	8	40	80	93		1,181
Miscellaneous	49	64	32	72	32	52	38	78	99	148	216		880
Total Man-hours	1,365	1,222	1,641	1,298	1,465	1,861	1,216	1,375	1,179	1,464	1,188	0	15,274

I-78 Toll Bridge

Task	JAN	FEB	MAR	APR	MAY	JUN	JUL	AUG	SEP	OCT	NOV	DEC	Total Man-hours
Bridge Maintenance	64	56	8	79	180	181	32	56	48	218	0		922
Bldg./Facilities Maintenance	827	854	1069	846	1,103	1,033	892	887	917	884	822		10,134
Grounds Maintenance	96	410	410	654	735	848	623	863	590	475	391		6,095
Road Maintenance	104	32	0	72	206	54	35	16	124	186	52		881
Snow/Ice Maintenance	702	288	460	0	0	0	0	0	0	0	294		1,744
Vehicle Maintenance	148	164	160	131	104	160	113	166	116	178	148		1,588
Miscellaneous	128	92	49	88	131	93	117	276	179	232	238		1,623
Total Man-hours	2,069	1,896	2,156	1,870	2,459	2,369	1,812	2,264	1,974	2,173	1,945	0	22,987

Northern Division Toll Supported Bridges

Task	JAN	FEB	MAR	APR	MAY	JUN	JUL	AUG	SEP	OCT	NOV	DEC	Total Man-hours
Bridge Maintenance	56	48	56	160	152	280	144	252	156	300	50		1,654
Bldg./Facilities Maintenance	546	389	476	285	336	82	52	68	124	164	259		2,781
Grounds Maintenance	88	78	159	168	352	343	224	307	326	347	277		2,669
Road Maintenance	88	64	104	180	176	250	208	136	98	292	159		1,755
Snow/Ice Maintenance	89	112	271	0	0	0	0	0	0	0	11		483
Vehicle Maintenance	139	152	184	144	134	161	144	128	132	150	130		1,598
Miscellaneous	0	0	0	8	16	0	0	0	0	16	0		40
Total Man-hours	1,006	843	1,250	945	1,166	1,116	772	891	836	1,269	886	0	10,980

District III**Michele Gara, Acting Superintendent****Richard Taitt, Assistant Superintendent****James Gower, Foreman of Maintenance****Portland-Columbia Toll Bridge**

Task	JAN	FEB	MAR	APR	MAY	JUN	JUL	AUG	SEP	OCT	NOV	DEC	Total Man-hours
Bridge Maintenance	16	8	56	64	127	96	0	8	24	0	12		411
Bldg./Facilities Maintenance	428	304	306	267	120	96	156	236	262	229	307		2,711
Grounds Maintenance	72	56	67	174	160	174	156	152	172	148	36		1,367
Road Maintenance	0	64	88	112	136	152	48	136	56	72	56		920
Snow/Ice Maintenance	40	117	193	0	0	0	0	0	0	14	52		416
Vehicle Maintenance	127	64	136	50	68	120	80	44	28	40	32		789
Miscellaneous	64	32	98	137	20	30	76	28	8	32	29		554
Total Man-hours	747	645	944	804	631	668	516	604	550	535	524	0	7,168

Delaware Water Gap Toll Bridge

Task	JAN	FEB	MAR	APR	MAY	JUN	JUL	AUG	SEP	OCT	NOV	DEC	Total Man-hours
Bridge Maintenance	0	8	0	0	208	0	32	0	12	32	0		292
Bldg./Facilities Maintenance	1,377	1317	1,100	1,248	1,176	1,192	936	1,144	1,080	1,016	896		12,482
Grounds Maintenance	56	32	146	0	8	224	184	240	128	88	32		1,138
Road Maintenance	32	32	32	24	104	96	152	32	92	168	60		824
Snow/Ice Maintenance	191	208	284	0	0	0	0	0	0	0	21		704
Vehicle Maintenance	176	160	248	168	160	192	144	172	136	136	104		1,796
Miscellaneous	80	88	56	16	48	8	64	32	8	56	24		480
Total Man-hours	1,912	1845	1,866	1,456	1,704	1,712	1,512	1,620	1,456	1,496	1,137	0	17,716

Milford-Montague Toll Bridge

Task	JAN	FEB	MAR	APR	MAY	JUN	JUL	AUG	SEP	OCT	NOV	DEC	Total Man-hours
Bridge Maintenance	0	0	0	32	166	0	16	0	48	32	0		294
Bldg./Facilities Maintenance	560	432	350	316	430	376	366	262	216	248	290		3,846
Grounds Maintenance	0	12	20	156	83	262	208	338	236	328	90		1,733
Road Maintenance	0	12	48	104	31	40	40	88	125	56	0		544
Snow/Ice Maintenance	100	116	171	0	0	0	0	0	0	20	19		426
Vehicle Maintenance	44	80	118	38	54	66	46	64	72	60	148		790
Miscellaneous	52	24	144	121	8	32	24	24	23	40	28		520
Total Man-hours	756	676	851	767	772	776	700	776	720	784	575	0	8,153



**Monthly Motor Assistance Program Report
November 2017**

			AAA Called	Tire Ass't	Cleared Vehicle	Unleaded Gas	Diesel Fuel	Jump Start	Radiator Fill	Washer Fill	Cell Phone	Traffic Control	Transport Motorist	Other
11/2017	1	NHL										1		
		TM			2	2								
		Dist Total			2	2						1		
	2	EP	1	1								1		
		I78	1	2	3	1						7		2
		Dist Total	2	3	3	1						8		2
	3	DWG		4		1						2		
		Dist Total		4		1						2		
	Grand Total		2	7	5	4						11		2

DELAWARE RIVER JOINT TOLL BRIDGE COMMISSION

Meeting of December 18, 2017

USE OF FACILITIES REQUEST REPORT

MONTH OF NOVEMBER 2017

SUBJECT	DESCRIPTION	PAGE NUMBER
Use of Facilities	Use of Facilities Request-Month of November 2017	1

DELAWARE RIVER JOINT TOLL BRIDGE COMMISSION

Meeting of December 18, 2017

PROPERTY REPORT

Use of Commission Facilities

Facility	Organization	Date/Time	Description of Use
Northampton St. Toll Supported Bridge	City of Easton	October 16, 2017 through November 7, 2017	DII-UOF City of Easton Bacon fest - Banner
New Hope Toll Bridge Facility	Skoda Contracting Company	September 8, 2017 through March 18, 2018	DI-Skoda Contracting (Commission Property Use)

DELAWARE RIVER JOINT TOLL BRIDGE COMMISSION

Meeting of December 18, 2017

Operations Report Index PUBLIC SAFETY AND BRIDGE SECURITY

Subject	Description	Page Numbers
Public Safety and Bridge Security	Status Report for the Month of November 2017	1 - 18

DELAWARE RIVER JOINT TOLL BRIDGE COMMISSION

Meeting of December 18, 2017

PUBLIC SAFETY AND BRIDGE SECURITY MONTH OF NOVEMBER 2017

The below-listed items represent meetings, communications, tasks, and projects involving the Public Safety and Bridge Security Department:

Radio System

- During the month of November 2017, PSBS personnel continued working to complete the radio upgrade. Motorola completed a structural analysis on the Solebury tower, however negotiations to procure space continue.
- During the month of November 2017, negotiations to update the existing lease agreement with the owner of the Gravel Hill IR site have progressed to the point where counsel will be asked to prepare a draft agreement.
- During the month of November 2017, a radio fee audit was conducted with the New Jersey State Police (NJSP) in an effort to reduce the number of radios the Commission is being billed for on the NJSP radio system. Thirteen radios were removed from the system.
- PSBS personnel alone, and in conjunction with the New Jersey State Police investigated various other DRJTBC radio issues both during and after normal working hours.
- PSBS personnel continue to work with the Districts and IT to update the Cartegraph radio inventory database.

Access Control System

- During the month of November 2017, the cut over to the new access control system was completed. PSBS personnel are currently working with Engineering to utilize the employee ID badge in conjunction with the new "Gas Boy" fuel distribution system.
- During the month of November 2017, PSBS personnel worked with General Supply (Commission's locksmith) to address various lock issues and complete the yearly door lock maintenance.
- In November 2017, PSBS personnel created ID badges and toll cards for new employees and consultants.

DELAWARE RIVER JOINT TOLL BRIDGE COMMISSION

Meeting of December 18, 2017

PUBLIC SAFETY AND BRIDGE SECURITY MONTH OF NOVEMBER 2017

- During the month of November 2017, the ACS database was audited and the system was purged of invalid employees and contractor cards. Various other employee ACS rights were updated and/or changed at the request of supervisors.
- Various door alarms and ACS issues were addressed both during and after normal working hours.

PSBS

- During the month of November 2017, PSBS personnel continued to work with Schneider Electric on various new Capital Projects, pending projects and current construction projects.
- During the month of November 2017, PSBS personnel continued working with Engineering on the new Scudder Falls facility and the renovations to the I-78 administration building.
- During the month of November 2017, the PSBS Primary Control Center started monitoring and evaluating Telegra analytics.
- During the month of November 2017, PSBS cameras were installed at the Scudder Falls Park and Ride.
- PSBS personnel reviewed and purged the PSBS video storage database that contains copies of videos requested by DRJTBC personnel and outside agencies.
- PSBS personnel worked during, and after normal working hours on numerous PSBS issues and problems raised by Commission members.
- The PSBS Primary Control Center (PCC) continues to operate 24/7 and detected, documented, and assisted the District bridges with various emergencies, traffic, and security related incidents.
- During the month of November 2017, PSBS personnel worked with several police departments and DRJTBC personnel on various inquiries and investigations. As a result, PSBS personnel investigated and processed nineteen video requests. Please see the attached "PSBS Request Video Report" for a summary of information on each request.

DELAWARE RIVER JOINT TOLL BRIDGE COMMISSION

Meeting of December 18, 2017

PUBLIC SAFETY AND BRIDGE SECURITY MONTH OF NOVEMBER 2017

Miscellaneous

- On November 16, 2017, PSBS personnel attended the DRJTBC Staff and Operations Meeting at the New Hope Executive Headquarters and held a department meeting at the ROIC.
- During the month of November 2017, PSBS personnel worked with Purchasing to finalize the emergency lighting and equipment specifications for the Commission's new response vehicle (s).
- During the month of November 2017, PSBS personnel worked with Security, Safety and Training on various endeavors.
- During the month of November 2017, PSBS personnel continued to work with Delmar Lock Company to design an acceptable cash fund locker.
- During the month of November 2017, PSBS personnel attended various 2018 budget meetings.
- During the month of November 2017, PSBS personnel attended several re-organization meetings and are currently reviewing Bridge Monitor's patrolling protocols, schedules, uniforms, radio checks and other operational procedures.

ESS Request Video

Report Run Date 11/30/2017

Report Month: 11/1/2017- 11/30/2017

ID	Request Date	Request_Agency	Requestor	Location	Incident Type	DRJTBC Requestor
1431	11/1/17	DRJTBC	Matt Skrebel	TM	Motor Vehicle Accident	Matt Skrebel
1432	11/1/17	DRJTBC/PCC	Ken Terry	DWG	Motor Vehicle Accident	Ken Terry
1433	11/3/17	Phillipsburg Police Dept.	Lt. John Franiscino	Northampton	Police Investigation	Nicholas Knechel
1434	11/3/17	NJSP Washington Barracks	Det. David Villante	Riverton-Belvidere	Police Investigation	Nicholas Knechel
1435	11/4/17	DRJTBC	Sgt. Lobb	DWG	Motor Vehicle Accident	Kevin Raike
1436	11/6/17	DRJTBC	Matt Skrebel	EP	Motor Vehicle Accident	Matt Skrebel
1437	11/7/17	NJSP Kingwood	Tpr. Mejia #8041	Upper Black Eddy-Milford	Burglary	Matt Skrebel
1438	11/8/17	DRJTBC	ESS Raikc/Clark	DWG	Other	Kevin Raikc
1439	11/9/17	DRJTBC	CPL Provznick	MM	Motor Vehicle Accident	Kevin Clark
1440	11/11/17	DRJTBC/PCC	Ken Terry	DWG	Motor Vehicle Accident	Ken Terry
1441	11/13/17	Morrisville Borough PD	OFC. John Aspromonti	TM	Stolen Vehicle	Nicholas Knechel
1442	11/23/17	DRJTBC	SGT Berman	DWG	Motor Vehicle Accident	Kevin Clark
1443	11/23/17	NJSP	Trooper Rodriguez 7536	DWG	Police Investigation	Kevin Raikc
1444	11/23/17	Middletown PD	Detective Denton #16	TM	Police Investigation	Kevin Clark
1445	11/24/17	PaSP Bethlehem	Sgt. James W. Thomas	EP	Other	Matt Jones
1446	11/28/17	NJSP	Sgt Krisanda	DWG	Stolen Vehicle	Kevin Clark
1447	11/28/17	DRJTBC	Nicholas Knechel	TM	Motor Vehicle Accident	Nicholas Knechel
1448	11/29/17	DRJTBC	Matt Skrebel	I78	Motor Vehicle Accident	Matt Skrebel
1449	11/29/17	DRJTBC/PCC/SST	PCC/SST	I78	Motor Vehicle Accident	Ken Terry

Total for Month: 19

NOVEMBER 2017 SP STAT REPORT

Bridges	N/R Accidents		Traffic Accidents		Motorist Assists		Other	
	NJ	PA	NJ	PA	NJ	PA	NJ	PA
Milford-Montague 40	-	0	0	0	1	0	0	2
Delaware Water Gap 41	0	0	2	0	0	0	0	22
Portland Pedestrian 42	-	0	-	0	-	0	0	0
Portland-Columbia 43	0	0	0	0	0	0	0	0
Riverton - Belvidere 44	-	0	0	0	1	0	6	0
Rt 22 HP 45	1	1	5	1	0	0	18	0
Northampton St 46	-	0	0	0	0	0	1	2
I-78 47	3	6	1	0	6	0	0	23
Riegelsville 48	-	0	1	0	0	0	1	1
Upper Black Eddy-Milford 49	0	1	0	0	0	0	0	0
Uhlerstown Frenchtown 50	-	0	1	0	0	0	0	1
Lumberville-Rayon Rock 51	0	0	0	0	0	0	0	0
Centre Bridge Stockton 52	-	1	0	0	0	0	2	0
New Hope-Lambertville Toll 53	0	1	0	0	0	0	2	0
New Hope Lambertville 54	-	0	0	0	1	0	12	1
Washington Crossing 55	0	1	0	0	0	0	3	1
Scudder Falls 56	-	0	3	0	0	1	0	0
Calhoun St 57	0	0	0	0	0	0	0	4
Lower Trenton 58	-	0	5	0	0	0	1	1
Morrisville-Trenton 59	3	0	0	0	1	1	0	0

	Citations	Warnings	Security Checks
New Jersey State Police	57	17	299
Pennsylvania State Police	96	69	641



Incident Overweight Turnarounds Monthly

Date Printed: 12/1/2017

Report Contains Date from: 10/1/2017 - 10/31/2017

Calhoun Street	Total: 25
Centre Bridge Stockton	Total: 8
Lehigh Hope Lambertville TSB	Total: 58
Northampton Street	Total: 399
Piegelsville	Total: 113
Porter - Belvidere	Total: 48
Shlerstown - Frenchtown	Total: 19
Total All Bridge	670

DELAWARE RIVER JOINT TOLL BRIDGE COMMISSION

MONTHLY ACTIVITY SERVICES RENDERED REPORTBRIDGE Northampton StreetMONTH NovemberYEAR 2017

ACTIVITY/SERVICE	WEEK OF 4-Nov	WEEK OF 11-Nov	WEEK OF 18-Nov	WEEK OF 25-Nov	TOTAL
Disabled Vehicle Removal	0	0	0	0	0
Shift/Hours On Duty	336	336	336	336	1344
Patrols/Crossovers	184	184	170	180	718
Complaints Received	0	2	2	0	4
Co-Operation W/Other Agencies	87	60	58	43	248
Services Rendered	747	139	163	131	1180
First Aid	0	0	0	0	0
Advisories: Pedestrians, Bikers & Automobiles	44	115	88	58	305
Traffic Control Assistance	61	31	22	27	141
River Readings	0	0	0	0	0
Vehicles Refused Passage	79	86	77	73	315
Medical Emergencies (911 Calls)	0	0	0	0	0
Calls For Assistance (State Police)	2	0	0	0	2
NOTES:					

DELAWARE RIVER JOINT TOLL BRIDGE COMMISSION

MONTHLY ACTIVITY SERVICES RENDERED REPORTBRIDGE RiegelsvilleMONTH NovemberYEAR 2017

ACTIVITY/SERVICE	WEEK OF 4-Nov	WEEK OF 11-Nov	WEEK OF 18-Nov	WEEK OF 25-Nov	TOTAL
Disabled Vehicle Removal	0	0	0	0	0
Shift/Hours On Duty	280	305	256	220	1061
Patrols/Crossovers	142	164	139	117	562
Complaints Received	0	0	0	0	0
Co-Operation W/Other Agencies	56	70	66	72	264
Services Rendered	70	171	68	63	372
First Aid	0	0	0	0	0
Advisories: Pedestrians, Bikers & Automobiles	56	26	18	12	112
Traffic Control Assistance	41	8	27	37	113
River Readings	0	0	0	0	0
Vehicles Refused Passage	23	24	14	20	81
Medical Emergencies (911 Calls)	0	0	0	0	0
Calls For Assistance (State Police)	1	0	0	1	2

NOTES:

DELAWARE RIVER JOINT TOLL BRIDGE COMMISSION

MONTHLY ACTIVITY SERVICES RENDERED REPORT

BRIDGE Milford-Upper Black Eddy

MONTH November

YEAR 2017

ACTIVITY/SERVICE	WEEK OF 4-Nov	WEEK OF 11-Nov	WEEK OF 18-Nov	WEEK OF 25-Nov	TOTAL
Disabled Vehicle Removal				0	0
Shift/Hours On Duty				8	8
Patrols/Crossovers				4	4
Complaints Received				0	0
Co-Operation W/Other Agencies				0	0
Services Rendered				1	1
First Aid				0	0
Advisories: Pedestrians, Bikers & Automobiles				0	0
Traffic Control Assistance				0	0
River Readings				0	0
Vehicles Refused Passage				0	0
Medical Emergencies (911 Calls)				0	0
Calls For Assistance (State Police)				0	0

NOTES:

DELAWARE RIVER JOINT TOLL BRIDGE COMMISSION

MONTHLY ACTIVITY SERVICES RENDERED REPORT

BRIDGE Frenchtown-Uhlerstown

MONTH November

YEAR 2017

ACTIVITY/SERVICE	WEEK OF 4-Nov	WEEK OF 11-Nov	WEEK OF 18-Nov	WEEK OF 25-Nov	TOTAL
Disabled Vehicle Removal	0	0	0	0	0
Shift/Hours On Duty	48	64	32	56	200
Patrols/Crossovers	25	32	16	28	101
Complaints Received	0	0	0	0	0
Co-Operation W/Other Agencies	8	9	2	12	31
Services Rendered	3	11	0	15	29
First Aid	0	0	0	0	0
Advisories: Pedestrians, Bikers & Automobiles	11	22	7	7	47
Traffic Control Assistance	6	12	1	9	28
River Readings	0	0	0	0	0
Vehicles Refused Passage	3	6	1	1	11
Medical Emergencies (911 Calls)	0	0	0	0	0
Calls For Assistance (State Police)	1	1	0	0	2

NOTES:

DELAWARE RIVER JOINT TOLL BRIDGE COMMISSION

MONTHLY ACTIVITY SERVICES RENDERED REPORTBRIDGE Belvidere-RivertonMONTH NovemberYEAR 2017

ACTIVITY/SERVICE	WEEK OF 4-Nov	WEEK OF 11-Nov	WEEK OF 18-Nov	WEEK OF 25-Nov	TOTAL
Disabled Vehicle Removal	0	0	0	0	0
Shift/Hours On Duty	168	168	168	168	672
Patrols/Crossovers	84	84	84	84	336
Complaints Received	0	0	0	0	0
Co-Operation W/Other Agencies	9	4	5	4	22
Services Rendered	8	1	9	4	22
First Aid	0	0	0	0	0
Advisories: Pedestrians, Bikers & Automobiles	30	14	27	3	74
Traffic Control Assistance	11	1	14	3	29
River Readings	0	0	0	0	0
Vehicles Refused Passage	20	12	26	15	73
Medical Emergencies (911 Calls)	0	0	0	0	0
Calls For Assistance (State Police)	0	0	0	1	1

NOTES:

DELAWARE RIVER JOINT TOLL BRIDGE COMMISSION

MONTHLY ACTIVITY SERVICES RENDERED REPORT

BRIDGE Portland-Columbia (Ped)

MONTH November

YEAR 2017

ACTIVITY/SERVICE	WEEK OF 4-Nov	WEEK OF 11-Nov	WEEK OF 18-Nov	WEEK OF 25-Nov	TOTAL
Disabled Vehicle Removal					0
Shift/Hours On Duty					0
Patrols/Crossovers					0
Complaints Received					0
Co-Operation W/Other Agencies					0
Services Rendered					0
First Aid					0
Advisories: Pedestrians, Bikers & Automobiles					0
Traffic Control Assistance					0
River Readings					0
Vehicles Refused Passage					0
Medical Emergencies (911 Calls)					0
Calls For Assistance (State Police)					0

NOTES:

DELAWARE RIVER JOINT TOLL BRIDGE COMMISSION

MONTHLY ACTIVITY SERVICES RENDERED REPORT

BRIDGE Lower Trenton

MONTH November

YEAR 2017

ACTIVITY/SERVICE	WEEK OF 11-Nov	WEEK OF 18-Nov	WEEK OF 25-Nov	WEEK OF 30-Nov	TOTAL
Disabled Vehicle Removal	0	0	0	0	0
Shift/Hours On Duty	24	24	0	0	48
Patrols/Crossovers	12	12	0	0	24
Other Inspections	0	0	0	0	0
Complaints Received	0	0	0	0	0
Co-Operation W/Other Agencies	0	0	0	0	0
Services Rendered	0	0	0	0	0
First Aid	0	1	0	0	1
Advisories: Pedestrians, Bikers & Automobiles	2	1	0	0	3
Traffic Control Assistance	1	0	0	0	1
River Readings	0	0	0	0	0
Vehicles Refused Passage	1	0	0	0	1
Medical Emergencies (911 Calls)	0	0	0	0	0
Calls For Assistance (State Police)	0	1	0	0	1
Other Incidents	0	0	0	0	0

NOTES:

DELAWARE RIVER JOINT TOLL BRIDGE COMMISSION

MONTHLY ACTIVITY SERVICES RENDERED REPORT

BRIDGE Lumberville-Raven Rock (Ped)

MONTH November

YEAR 2017

ACTIVITY/SERVICE	WEEK OF 11-Nov	WEEK OF 18-Nov	WEEK OF 25-Nov	WEEK OF 30-Nov	TOTAL
Disabled Vehicle Removal	0	0	0	0	0
Shift/Hours On Duty	0	0	0	0	0
Patrols/Crossovers	0	0	0	0	0
Other Inspections	0	0	0	0	0
Complaints Received	0	0	0	0	0
Co-Operation W/Other Agencies	0	0	0	0	0
Services Rendered	0	0	0	0	0
First Aid	0	0	0	0	0
Advisories: Pedestrians, Bikers & Automobiles	0	0	0	0	0
Traffic Control Assistance	0	0	0	0	0
River Readings	0	0	0	0	0
Vehicles Refused Passage	0	0	0	0	0
Medical Emergencies (911 Calls)	0	0	0	0	0
Calls For Assistance (State Police)	0	0	0	0	0
Other Incidents	0	0	0	0	0

NOTES:

DELAWARE RIVER JOINT TOLL BRIDGE COMMISSION

MONTHLY ACTIVITY SERVICES RENDERED REPORT

BRIDGE New Hope-Lambertville

MONTH November

YEAR 2017

ACTIVITY/SERVICE	WEEK OF 11-Nov	WEEK OF 18-Nov	WEEK OF 25-Nov	WEEK OF 30-Nov	TOTAL
Disabled Vehicle Removal	0	0	0	0	0
Shift/Hours On Duty	528	336	336	240	1440
Patrols/Crossovers	264	168	168	120	720
Other Inspections	0	0	0	0	0
Complaints Received	0	0	0	1	1
Co-Operation W/Other Agencies	4	0	5	2	11
Services Rendered	40	7	11	8	66
First Aid	0	0	0	0	0
Advisories: Pedestrians, Bikers & Automobiles	69	21	26	28	144
Traffic Control Assistance	10	1	0	4	15
River Readings	0	0	0	0	0
Vehicles Refused Passage	28	11	10	22	71
Medical Emergencies (911 Calls)	0	0	0	0	0
Calls For Assistance (State Police)	2	0	1	1	4
Other Incidents	0	0	0	0	0

NOTES:

DELAWARE RIVER JOINT TOLL BRIDGE COMMISSION

MONTHLY ACTIVITY SERVICES RENDERED REPORTBRIDGE Washington CrossingMONTH NovemberYEAR 2017

ACTIVITY/SERVICE	WEEK OF 11-Nov	WEEK OF 18-Nov	WEEK OF 25-Nov	WEEK OF 30-Nov	TOTAL
Disabled Vehicle Removal	0	0	0	0	0
Shift/Hours On Duty	264	168	168	168	768
Patrols/Crossovers	122	84	84	84	374
Other Inspections	0	0	0	0	0
Complaints Received	0	0	0	0	0
Co-Operation W/Other Agencies	1	0	2	2	5
Services Rendered	11	6	12	4	33
First Aid	0	0	0	0	0
Advisories: Pedestrians, Bikers & Automobiles	5	5	7	8	25
Traffic Control Assistance	0	0	0	0	0
River Readings	0	0	0	0	0
Vehicles Refused Passage	1	0	5	2	8
Medical Emergencies (911 Calls)	0	0	0	0	0
Calls For Assistance (State Police)	1	0	0	0	1
Other Incidents	0	0	0	0	0

NOTES:

DELAWARE RIVER JOINT TOLL BRIDGE COMMISSION

MONTHLY ACTIVITY SERVICES RENDERED REPORTBRIDGE Calhoun StreetMONTH NovemberYEAR 2017

ACTIVITY/SERVICE	WEEK OF 11-Nov	WEEK OF 18-Nov	WEEK OF 25-Nov	WEEK OF 30-Nov	TOTAL
Disabled Vehicle Removal	1	1	0	0	2
Shift/Hours On Duty	528	336	336	228	1428
Patrols/Crossovers	125	77	80	70	352
Other Inspections	0	0	0	0	0
Complaints Received	0	0	0	0	0
Co-Operation W/Other Agencies	11	2	0	0	13
Services Rendered	18	7	13	6	44
First Aid	0	0	0	0	0
Advisories: Pedestrians, Bikers & Automobiles	50	23	13	15	101
Traffic Control Assistance	3	1	2	0	6
River Readings	0	0	0	0	0
Vehicles Refused Passage	12	11	6	8	37
Medical Emergencies (911 Calls)	0	0	0	0	0
Calls For Assistance (State Police)	3	0	0		3
Other Incidents	0	0	0	0	0

NOTES:

DELAWARE RIVER JOINT TOLL BRIDGE COMMISSION

MONTHLY ACTIVITY SERVICES RENDERED REPORTBRIDGE Center Bridge-StocktonMONTH NovemberYEAR 2017

ACTIVITY/SERVICE	WEEK OF '11-Nov	WEEK OF 18-Nov	WEEK OF 25-Nov	WEEK OF 30-Nov	TOTAL
Disabled Vehicle Removal	0	0	0	0	0
Shift/Hours On Duty	16	0	0	0	16
Patrols/Crossovers	8	0	0	0	8
Other Inspections	0	0	0	0	0
Complaints Received	0	0	0	0	0
Co-Operation W/Other Agencies	1	0	0	0	1
Services Rendered	2	0	0	0	2
First Aid	0	0	0	0	0
Advisories: Pedestrians, Bikers & Automobiles	3	0	0	0	3
Traffic Control Assistance	0	0	0	0	0
River Readings	0	0	0	0	0
Vehicles Refused Passage	1	0	0	0	1
Medical Emergencies (911 Calls)	0	0	0	0	0
Calls For Assistance (State Police)	0	0	0	0	0
Other Incidents	0	0	0	0	0

NOTES:

DELAWARE RIVER JOINT TOLL BRIDGE COMMISSION
Meeting of December 18, 2017

Operations Report Index

TRAINING AND EMPLOYEE SAFETY

SUBJECT	DESCRIPTION	PAGE NUMBERS
Department of Training and Employee Safety	Status Report for the Month of November 2017	1-2

DELAWARE RIVER JOINT TOLL BRIDGE COMMISSION
Meeting of December 18, 2017

TRAINING AND EMPLOYEE SAFETY

Members of the Training and Employee Safety Department participated in and/or facilitated the following for the month of November.

- 11-02 Attended staff/operations meeting at New Hope.
- 11-03 Attended employee meetings in D3 regarding the reorganization of Operations.
- 11-06 Attended employee meetings in D2 regarding the reorganization of Operations.
- 11-08 Participated in a conference call relative to a review of the draft operations budget.
- 11-09 Attended employee meetings in D1 regarding the reorganization of Operations.
- 11-16 Participated in the monthly workplace safety committee meeting.
- 11-17 Attended meeting with DED of Operations to discuss re-org/HR changes.
- 11-20 Coordinated SP presence for the monthly Commission meeting at New Hope.
- 11-20 Attended meeting regarding the approval of the reorganization of Operations.
- 11-21 Participated in a conference call relative to the training initiative.
- 11-23 Coordinated State Police assistance with traffic regarding the annual Turkey Trot (NHL)
- 11-23 Coordinated State Police assistance with traffic/pedestrian crossings resulting from the Easton-Phillipsburg football game at Lafayette College.
- 11-27 Meeting with ESS personnel to discuss the transition of responsibilities regarding the Reorganization of Operations.
- 11-28 Meeting among personnel currently assigned to the Training and Safety Department. (EP)
- 11-30 Meeting with the DED of Operations to discuss upcoming training initiatives.

Daily Activities Include the Following

- Scheduling of State Police Coverage for requested details which include but are not limited to safety/camera cleaning, lane closing, etc.

DELAWARE RIVER JOINT TOLL BRIDGE COMMISSION
Meeting of December 18, 2017

- Continued coordination of supplementary patrols with state police agencies to slow down traffic at various toll facilities. (Visibility details, etc.)
- Coordinated/obtained accident reports from State Police liaisons as requested.
- Conducted background checks for DRJTBC new hires.
- Processing of State Police monthly invoices.

DELAWARE RIVER JOINT TOLL BRIDGE COMMISSION

Meeting of December 18, 2017

**OPERATIONS INDEX
FOR
INFORMATION TECHNOLOGY**

SUBJECT	DESCRIPTION	PAGE NUMBER
Information Technology	Status Report Month of November 2017	1





DELAWARE RIVER JOINT TOLL BRIDGE COMMISSION

Meeting of December 18, 2017

Information Technology Department Report Month of November 2017

The following activities under the general heading of Information Technology were recently initiated, accomplished, or performed:

Helpdesk/Deployments:

-  Processed 91 work orders for the month of November.
-  Includes all software support, IT daily tasks, printer and desktop support, Intranet, news and job postings, telephone support, and form design/updates.
-  Includes configuration and deployment of desktops, laptops, and cell phones.
-  Includes MUNIS, Kronos, Cartegraph, and other Enterprise Software updates and maintenance, and EZ-Pass support.

Projects:


Kronos Upgrade/Replacement:

-  Currently evaluating upgrade and replacement options for Kronos.

MUNIS Upgrade:

-  Preparing to upgrade MUNIS to the latest version.


Telephone Upgrade:

-  We are currently evaluating several Telephone system upgrades from several providers.


Reorganization:

-  We are currently aligning all IT systems to reflect the recent reorganization.

Equipment Recycling:

-  We have completed the gathering of old hardware slated for recycling. A recycling company is due to pick-up the hardware on Dec. 12, 2017 allowing us to clean up the garage area at TM.

HVAC/Lightning/Fuel Systems:

-  We are currently assisting a variety of vendors to install and network devices and systems for the purpose of "Industrial Control" at I78 and soon throughout the Commission.