


STATE OF NEW JERSEY

DEPARTMENT OF THE TREASURY



FISCAL REPORT

1961

N.J. STATE LIBRARY
P.O. BOX 520
TRENTON, NJ 08625-0520

John A. Kervick - State Treasurer
Abram M. Vermeulen - Director, Division of Budget and Accounting

Table of Contents

	Page
Introduction and State Financial Condition	iii
Comparative Statement of Operations (All Funds)	iv
Comparative Statement of Federal Aid	v
Comparative Statement of Expenditures—Objectively	vi
Comparative Statement of Expenditures—Functionally	vii
Chart—Revenue and Expenditures	viii
New Jersey's Principal Sources of Revenue	ix
Investment of State Funds	x
State Expenditures—Comments	x
Charts—Revenues and Expenditures in Relation to Population, and Analysis of Expenditures by Major Functions	xii
State Aid—Comments and Chart	xiii
State Debt—Comments and Chart	xiv

Financial Exhibits and Schedules

Exhibit "A"—Consolidated Balance Sheet	2-3
Exhibit "B"—Comparative Balance Sheet, General Treasury	4
Schedule I—Statement of Revenue	6
Schedule II—Summary of Appropriations	18
Schedule III—Analysis of General Treasury Surplus	36
Exhibit "C"—Comparative Balance Sheet, Dedicated, Trust and Pension Funds	38-39
Exhibit "D"—Comparative Statement of Bonded Debt	40
Exhibit "E"—Summary, Dedicated and Trust Funds	42-43
Exhibit "F"—Summary, Accrued Revenues—All Funds	44-45
Summary, Accrued Expenditures—All Funds	44-45
Schedule I—Analysis of Accrued Revenues, General Treasury	46
Schedule II—Analysis of Accrued Expenditures, General Treasury	54
Schedule III—Analysis of Accrued Revenues, Dedicated and Trust Funds	62-63
Schedule IV—Analysis of Accrued Expenditures, Dedicated and Trust Funds	64-65

TRENTON, NEW JERSEY
DECEMBER 15, 1961.

*To Governor Robert B. Meyner and
Members of the Legislature:*

There is presented herewith the final fiscal report for 1960-61. The surplus in the General State Fund at year end equalled \$1,194,012.34.

Revenues and balances remaining in the various dedicated and trust funds are reflected on the balance sheets found throughout the report.

The schedules and tables which follow summarize the fiscal activity for the year, not only in the General State Fund but also the various dedicated and trust funds under the control of the State's fiscal officers.

COMPARATIVE STATEMENT OF OPERATIONS

(All Funds)

REVENUES

MAJOR TAXES AND LICENSES:

	1960-61	1959-60	Increase
Motor Vehicle Fees, etc.	\$74,268,117.55	\$70,634,426.05	\$3,633,691.50
Motor Fuels Tax	100,210,647.90	98,488,012.68	1,722,635.22
Railroad Tax—Main Stem	2,527,338.49	2,700,488.61	*173,150.12
Railroad Tax—Franchise	107,445.19	320,986.59	*213,541.40
Railroad Tax—Local	15,567,034.96	14,906,947.77	660,087.19
Transfer Inheritance Tax	24,675,578.73	20,621,421.82	4,054,156.91
Alcoholic Beverage Tax and Licenses	23,093,003.71	22,321,704.39	771,299.32
Miscellaneous Corporation Tax	60,450,661.36	59,617,352.24	833,309.12
Foreign Insurance Corporation Tax	16,622,719.14	15,423,760.87	1,198,958.27
Pari-Mutuel Racing Tax	25,337,772.77	25,068,679.26	269,093.51
Cigarette Tax	47,668,915.71	41,072,676.07	6,596,239.64
Unemployment Compensation Tax	120,821,983.78	109,893,474.99	10,928,508.79
Temporary Disability Tax	13,842,918.98	13,537,298.65	305,620.33
Unsatisfied Claim and Judgment Tax	2,746,705.49	2,196,810.92	549,894.57
Motor Vehicle Liability Security Tax	838,346.68	757,692.71	80,653.97
Miscellaneous	9,546,624.10	8,529,971.67	1,016,652.43
Total Tax and License Revenue	<u>\$538,325,814.54</u>	<u>\$506,091,705.29</u>	<u>\$32,234,109.25</u>

OTHER REVENUES:

Federal Aid	\$163,432,266.76	\$150,254,580.75	\$13,177,686.01
Departmental Sales and Services	32,476,518.79	30,236,739.30	2,239,779.49
Other Sources	36,942,913.36	33,272,084.95	3,670,828.41
Total Other Revenues	<u>\$232,851,698.91</u>	<u>\$213,763,405.00</u>	<u>\$19,088,293.91</u>
Total Revenues	<u>\$771,177,513.45</u>	<u>\$719,855,110.29</u>	<u>\$51,322,403.16</u>
Sale of Water Development Bonds	\$20,850,000.00	\$.....	\$20,850,000.00
Sale of Higher Education Bonds	66,800,000.00	*66,800,000.00
Totals	<u>\$792,027,513.45</u>	<u>\$786,655,110.29</u>	<u>\$5,372,403.16</u>

EXPENDITURES:

Direct State Charges	\$359,438,251.72	\$307,832,425.38	\$51,605,826.34
State Aid and Subventions	427,355,697.94	370,755,831.89	56,599,866.05
Total Expenditures	<u>¹\$786,793,949.66</u>	<u>²\$678,588,257.27</u>	<u>\$108,205,692.39</u>
Excess of Revenues over Expenditures	<u>\$5,233,563.79</u>	<u>\$108,066,853.02</u>	

¹Does not include \$8,980,000 reduction in State Bonded Debt.

²Does not include \$9,025,000 reduction in State Bonded Debt.

*Denotes red figure.

FEDERAL AID

The following comparative statement reflects Federal Aid received by the State. The statement indicates the purposes for which the funds are intended and used.

COMPARATIVE STATEMENT OF FEDERAL AID

<i>For:</i>	1960-61	1959-60
Highway Purposes	\$74,084,159.00	\$97,745,981.00
Unemployment Compensation Administration	14,049,481.94	12,090,071.44
Unemployment Compensation Benefits	25,644,405.00	*1,675,035.22
Unemployment Compensation Veterans Benefits	*6,747.50	*55,746.50
Unemployment Compensation Fed. Emp. Benefits	1,406,834.50	1,114,224.00
Unemployment Compensation Ex-Servicemens Benefits	3,162,936.75	1,944,765.50
Education	6,933,038.15	6,701,642.38
Hospital and Mental Clinics	2,470,792.66	1,812,368.43
Airport Development	515,028.89	1,085,294.50
 <i>For Social Security Subsidies:</i>		
Old Age Assistance	10,504,314.61	9,588,593.13
Dependent Children	15,917,480.87	11,211,207.03
Blind	750,416.30	745,514.71
Permanently and Totally Disabled	3,891,331.30	4,018,323.70
Crippled Children	287,186.03	247,878.42
Health	1,277,779.55	1,090,331.00
Vocational Rehabilitation	863,204.36	970,508.92
All Other	1,680,624.35	1,618,658.31
 <i>Totals</i>	 \$163,432,266.76	 \$150,254,580.75

*Denotes red figure.

EXPENDITURES

Expenditures of \$786,793,949 in 1960-61 represent an increase of \$108,205,692 over those of 1959-60. The factors largely responsible for this increase were the \$40,100,000 rise in expenditures for Unemployment Compensation benefits, \$20,700,000 for Highway Construction and \$17,400,000 for New Buildings, Land and Equipment. Other increases were: Salaries and Wages \$6,200,000, Current Repairs and Maintenance \$2,600,000, Interest on State Bonds \$960,000, Contribution for State University Operation \$11,600,000, Miscellaneous General State Purposes \$6,100,000,

State Aid for Education \$6,800,000, Welfare \$7,900,000, Temporary Disability Benefits \$590,000, Locally Shared Taxes \$730,000 and Miscellaneous State Aid Purposes \$600,000. Offsetting these specific increases were decreases in: Material and Supplies \$1,590,000, Services Other Than Personal \$1,440,000, State Pensions \$744,000, Purchase by Contract (Net) \$9,860,000, Additions and Improvements \$308,000 and State Aid-Highways \$117,000.

The following statement reflects the expenditures on an objective basis.

COMPARATIVE STATEMENT OF STATE EXPENDITURES OBJECTIVELY (All Funds)

<i>General State Purposes:</i>	1960-61	1959-60
Salaries, Wages and Personal Services	\$122,465,852.51	\$116,307,445.23
Materials and Supplies	20,726,821.50	22,324,088.24
Services Other Than Personal	11,224,529.62	12,664,953.06
Current Repairs and Maintenance	4,405,502.64	1,853,743.48
State Pensions	12,787,585.31	13,531,532.09
Interest on State Bonds	4,637,085.00	3,670,110.00
Contribution for State University Operation	11,623,978.00
Purchase by Contract:		
Higher Education	1,326,697.21	11,622,952.14
Highway Maintenance	1,870,689.16	1,435,215.14
Additions and Improvements	1,758,096.74	2,066,296.22
All Other	14,805,161.20	8,703,960.00
<i>Total General State Purposes</i>	<i>\$207,631,998.89</i>	<i>\$194,180,295.60</i>
<i>State Aid Purposes:</i>		
Education	\$139,459,245.09	\$132,707,475.96
Welfare	69,589,819.58	61,679,409.64
Highway	16,904,836.51	17,022,366.02
Unemployment Compensation Benefits	167,403,601.12	127,276,383.75
Temporary Disability Benefits	12,766,264.29	12,174,831.00
Locally Shared Taxes	17,265,510.26	16,528,914.08
All Other	3,966,421.09	3,366,451.44
<i>Total State Aid Purposes</i>	<i>\$427,355,697.94</i>	<i>\$370,755,831.89</i>
<i>Capital Purposes:</i>		
New Building, Land and Equipment	\$32,496,333.32	\$15,062,970.83
Highway Construction	119,005,587.12	98,280,666.65
Waterways	304,332.39	308,492.30
<i>Total Capital Purposes</i>	<i>\$151,806,252.83</i>	<i>\$113,652,129.78</i>
<i>Total of All Expenditures</i>	<i>\$786,793,949.66</i>	<i>\$678,588,257.27</i>

The foregoing statement indicated that of the total expenditures, \$427,355,698, or 54.3% was for local purposes and the balance of \$359,438,251, or 45.7% went for State level activities. The comparable figures for the pre-

vious fiscal year were \$370,755,832, or 54.6% and \$307,832,425, or 45.4% respectively.

To reflect the total expenditures on a functional basis a comparative statement is submitted.

**COMPARATIVE STATEMENT OF STATE EXPENDITURES
FUNCTIONALLY
(All Funds)**

	1960-61	1959-60
Legislative	\$1,745,700.25	\$1,780,882.98
Judicial	3,471,181.56	3,321,986.16
General Administration	20,099,595.90	18,129,064.71
Military and Law Enforcement	19,754,605.14	19,682,452.66
Regulation of Business and Industry	¹ 14,053,442.19	8,292,753.38
Agriculture	4,661,778.45	4,563,920.16
Education	181,463,852.99	171,276,076.27
Institutions	61,674,226.91	62,578,331.91
Welfare	² 268,126,620.71	³ 214,963,631.22
Conservation of Property and Natural Resources	29,043,664.59	12,854,519.67
Health and Sanitation	4,646,166.11	4,319,552.94
Highways	159,507,113.84	138,665,916.96
Locally Shared Taxes	17,584,611.66	16,907,117.90
All Other	961,389.36	1,252,050.35
Totals	<u>\$786,793,949.66</u>	<u>\$678,588,257.27</u>

¹ Includes \$4,847,500 expended for continuation and improvement of railroad passenger service.

² Includes \$167,403,601.12 Unemployment Compensation and \$12,766,264.29 Temporary Disability Benefits.

³ Includes \$127,276,383.75 Unemployment Compensation and \$12,174,831 Temporary Disability Benefits.

The foregoing comments and statements pertain to those funds under the control of both the State Treasurer and the Director of the Division of Budget and Accounting. They do not include revenues and expenditures of quasi-public funds over which the Treasurer exercises only custodial control, such as the















various pension funds. Complete statistics on the operation of these funds appear in the reports published by the various boards of trustees having control of these funds.

The comments and charts which follow will portray, in detail form, the various sources of New Jersey's revenues and expenditures.















Respectfully submitted,

JOHN A. KERVICK,
State Treasurer.

ABRAM M. VERMEULEN,
*Director, Division of Budget and
Accounting.*

MOTOR FUEL TAXES  \$100,210,648	TOTAL REVENUE \$ 771,177,513	INVESTMENT EARNINGS  \$10,019,863
MOTOR VEHICLE FEES  \$74,268,118	DEPARTMENTAL REVENUE  \$32,476,519	FEDERAL AID  \$163,432,267
CORPORATION TAXES  \$77,073,381	ALCOHOLIC BEVERAGE TAXES & LICENSES  \$23,093,004	UNEMPLOY'T COMP. TAXES & EARNINGS  \$131,165,468
CIGARETTE TAXES  \$47,668,916	RAILROAD TAXES  \$18,201,819	TEMP. DISABILITY TAXES  \$13,842,919
RACING REVENUE  \$25,337,773	TRANSFER INHERITANCE TAXES  \$24,675,579	OTHER SOURCES  \$29,711,239


FISCAL STATEMENT
 (ALL FUNDS)
1960 - 61


WELFARE  \$268,126,621	LOCALLY SHARED TAXES  \$17,584,612	AGRICULTURE  \$4,661,778
EDUCATION  \$181,463,853	GENERAL ADMINISTRATION  \$20,099,596	HEALTH & SANITATION  \$4,646,166
HIGHWAYS  \$159,507,114	CONSERVATION OF NAT. RESOURCES  \$29,043,665	JUDICIAL  \$3,471,182
INSTITUTIONS  \$61,674,227	REG. OF BUSINESS & PROFESSIONS  \$14,053,442	LEGISLATIVE  \$1,745,700
MILITARY & LAW ENFORCEMENT  \$19,754,605	TOTAL EXPENDITURES \$ 786,793,950	ALL OTHERS  \$961,389

NEW JERSEY'S PRINCIPAL SOURCES OF REVENUE

(All Funds)

Motor Fuels Taxes—Collected by the Division of Taxation from licensed motor fuels distributors. Taxes collected on motor fuels used in airplanes, ambulances, farm equipment, etc., are refunded. Rate July 1, 1958, five cents per gallon. Rate since June 1, 1961, six cents per gallon. Revenue for fiscal year 1960-61 was \$100,210,648.

Motor Vehicle Fees, etc.—Fees for motor vehicle registrations, drivers' licenses, certificates of ownership, etc., are collected by the Division of Motor Vehicles. Revenue for fiscal year 1960-61 was \$74,268,118.

Corporation Taxes—These include the taxes on miscellaneous corporations, domestic life insurance corporations and foreign insurance corporations collected by the Division of Taxation. A revision of the Corporation Business Tax Act of 1945 effective on January 1, 1959 provided for a new tax on Miscellaneous Corporations (both domestic and foreign) based on allocable net income at the rate of 1 $\frac{3}{4}$ % in addition to the previous tax based on net worth. Revenue for fiscal year 1960-61, \$77,073,381, of which \$26,337,572 represented receipts from the new corporate income tax. This division also collects a financial business tax which is distributed to counties and municipalities where such companies are doing business; this revenue for the fiscal year 1960-61 amounted to \$819,603.

Cigarette Taxes—Collected by the Division of Taxation through the sale of cigarette tax stamps to licensed distributors. Tax rate April 16, 1956, five cents per standard pack. Tax rate January 6, 1961, six cents per standard pack. Tax rate since May 23, 1961, seven cents per standard pack. Revenue for the fiscal year 1960-61 was \$47,668,916.

Pari-Mutuel Racing Revenue—State's share of commissions, breakage, uncashed pari-mutuel tickets, fees and fines collected by the New Jersey Racing Commission. Pari-mutuel commission rate in 1960-61, 6% to the track and 7% to the State on the first forty million dollars; 5% to the track and 8% to the State above forty million dollars. The State receives all breakage up to ten cents. State's revenue for fiscal year 1960-61 was \$25,337,773.

Departmental Revenue—Includes revenue from institutional care, educational fees collected by State Colleges, filing fees, permits and

miscellaneous. Revenue for fiscal year 1960-61 was \$32,476,519.

Alcoholic Beverage Taxes and Licenses—The tax is collected by the Division of Taxation and the license fees by the Division of Alcoholic Beverage Control from State licensees, i.e., manufacturers, wholesalers, transporters and warehousemen. Tax rates range from 3 $\frac{1}{2}$ cents per gallon on malt beverages to \$1.50 per gallon on liquors. Revenue for the fiscal year 1960-61, taxes \$22,192,692 and licenses, \$900,312.

Railroad Taxes—A property tax and a franchise tax levied upon railroad property and net railway operating income. Taxes on main stem property and franchise taxes on operating income for the fiscal year 1960-61 amounted to \$2,634,784. Taxes on second-class Railroad property amounting to \$15,567,035 were collected by the State and distributed to various municipalities of the State.

Transfer Inheritance Taxes—Collected by the Division of Taxation upon the transfer of property by will or intestate laws and by transfer to take effect at death or in contemplation thereof. Revenue for the fiscal year 1960-61 was \$24,675,579.

Investment Earnings—Earnings on State funds and other Dedicated and Trust funds invested, and in interest-bearing bank deposits amounted to \$10,019,863 for the fiscal year 1960-61, exclusive of the earnings of the State Unemployment Compensation Tax Fund. Earnings credited to this fund by the U. S. Treasurer amounted to \$10,343,484.

Federal Aid—Grants and allotments from the Federal Government for such programs as vocational rehabilitation, public assistance, highways and education. Revenue for fiscal year 1960-61 was \$163,432,267.

Unemployment Compensation Taxes and Earnings—Collected by the Division of Employment Security from employees and employers. Employees contribute at the rate of $\frac{1}{4}$ of 1% of the first \$3,000 of taxable wages received in each calendar year. Employers contribute at rates ranging from .7 of 1% to 3.9% of taxable payrolls. Taxes collected for 1960-61, \$120,821,984, earnings credited by the U. S. Treasurer \$10,343,484.

Temporary Disability Benefits Taxes—Collected by the Division of Employment Security from employees and employers. Employees contribute at the rate of $\frac{1}{2}$ of 1% of the first \$3,000 of taxable wages received in each calendar year. Employers contribute at rates ranging from .1 to .75 of 1% of taxable payrolls. Taxes for fiscal year 1960-61, \$13,842,919.

Unsatisfied Claim and Judgment Fees—Collected by the Division of Motor Vehicles from uninsured registered owners of motor vehicles and from insurers. Rates are subject to the requirements of the fund. Each uninsured motor vehicle was liable to a maximum charge

of \$15.00 upon registration. Revenue for fiscal year 1960-61 was \$2,746,705.

There are many instances where the statutes provide that certain revenues be added to current appropriations, to be expended in accordance with such statutes. An example of this is found in the appropriations for the Division of Planning and Development in the Department of Conservation and Economic Development, shown on Exhibit "B", Schedule II, Account 420-100. It will be noted that the original appropriation was \$4,876,173, to which was added (also by statute) an unencumbered balance from the previous fiscal year \$2,989,370 and revenue earned during 1960-61 \$1,461,549.

INVESTMENT OF STATE FUNDS

The very satisfactory procedures established over the past several years with respect to the management of State funds have been continued for the fiscal year 1960-61.

As mentioned in previous reports, the development of a chart of estimated receipts and disbursements for the General Treasury over the course of a fiscal year has been a great help in investing temporary surplus funds to their utmost productivity.

The earnings in the investment of General Treasury funds alone amounted to \$903,205. The Temporary Disability Benefits Fund earned \$2,905,564, and the aggregate earnings on other Dedicated and Trust Funds amounted to \$6,211,094. With the exception of the State Police Retirement and Benevolent Fund, no Pension Funds are included in these earnings analysis. These Pension Funds publish their own annual reports.

STATE EXPENDITURES

Welfare—More than 34% of total State expenditures was for welfare purposes. A total of \$268,126,621 provided aid for crippled children, the aged, the mentally ill, dependent children, the unemployed and the physically disabled. Of the total \$167,403,601 represents unemployment compensation benefits and \$12,766,264 was for temporary disability benefits.

Education—Of the total State expenditures for 1960-61, \$181,463,853 or approximately 23% was for educational purposes. Of this total \$97,530,000 represents State aid to local districts. The balance was spent for the operation of the six State Colleges, School of Conservation, School for the Deaf, the State Library and the State Museum, and the purchase of higher education at Rutgers University, Douglass College, Newark College of Engineering and Newark Technical School. Debt service on 1951 State Teachers College construction bonds and Higher Education bonds is also included in this balance.

Highways—The total amount expended in 1960-61 for highway purposes was \$159,507,114 or over 20% of total State expenditures. Of this sum \$16,905,000 was distributed to counties and municipalities as State aid for road purposes. The balance was for construction and maintenance of State roads, grade crossing elimination and debt service on 1930 highway improvement and grade crossing elimination bonds.

Institutions—A total of \$61,674,227 was spent for the operation of the State's hospitals, correctional institutions and other agencies of the Department of Institutions and Agencies.

Military and Law Enforcement—In 1960-61 the expenditure for this purpose was \$19,754,605. The money was spent to operate the State Police, Board of Tenement House Supervision, the Division of Motor Vehicles, the Department of Defense, including the National Guard and Civil Defense.

Locally Shared Taxes—The State Treasurer distributed to counties and municipalities in 1960-61, the sum of \$17,584,612 as follows: railroad taxes for local purposes \$15,567,035; 5% of inheritance tax collections \$866,715; financial business tax \$822,874; foreign fire insurance premiums tax \$321,347 for distribution to New Jersey Firemen's Home and/or Association; poultry and solid fuel license fees \$6,641.

General Administration—A total of \$20,099,596 was spent to operate those agencies whose duties include the assessing, collecting, disbursing and auditing of funds and the general administration of State affairs. Such agencies as the Governor's Office, Secretary of State, the Division of Budget and Accounting and the Division of Taxation of the Department of the Treasury are in this category.

Conservation of Property and Natural Resources—Included in the expenditure of \$29,043,665 under this caption is the sum of \$2,417,328 representing State aid. The balance is the cost of operating the Department of Conservation and Economic Development, South Jersey Port Commission and Palisades Interstate Park, and includes expenditures for the Water Development Fund.

Regulation of Business and Professions—In 1960-61 a total of \$14,053,442 was spent for the operation of those agencies which regulate business, professions and industries by licensing, auditing and inspection. In this category

are the Divisions of Alcoholic Beverage Control, Weights and Measures, Labor, Racing, Athletic, Banking and Insurance, Public Utility, Office of Milk Industry, professional licensing boards and various other regulatory agencies. It also reflects the expenditures for the continuation and improvement of railroad passenger service which was \$4,847,500.

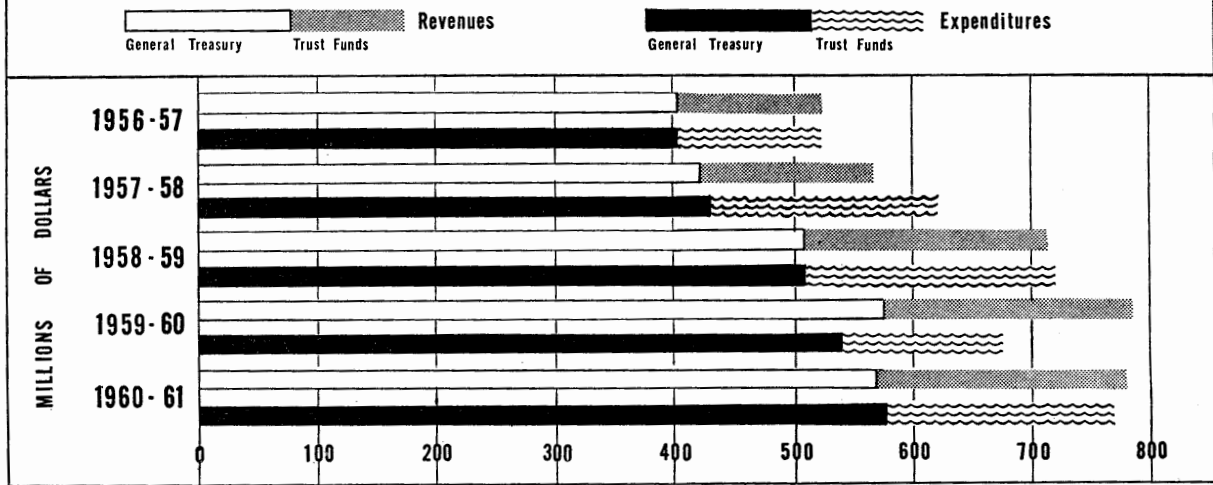
Agriculture—For 1960-61 the State spent \$4,661,778 for the operation of the Department of Agriculture and the Agricultural Experiment Station.

Health and Sanitation—The State spent \$4,646,166 to finance the various activities of the Department of Health and the Interstate Sanitation Commission. Typical programs are public health, maternal and child care, crippled children, rabies control, communicable and chronic diseases control and examination of public water systems and sewage treatment plants.

Judicial—For 1960-61, \$3,471,182 was spent in operating the State Judiciary, which includes the Supreme Court, the Superior Court, County Courts, County District Courts, Juvenile and Domestic Relations Courts and Criminal Judicial District Courts.

Legislative—For 1960-61, \$1,745,700 was spent for the activities of the Legislature, including advisory commissions and committees, the State Auditor's Office, the Law Revision and Legislative Services Commission and the Legislative Budget and Finance Director.

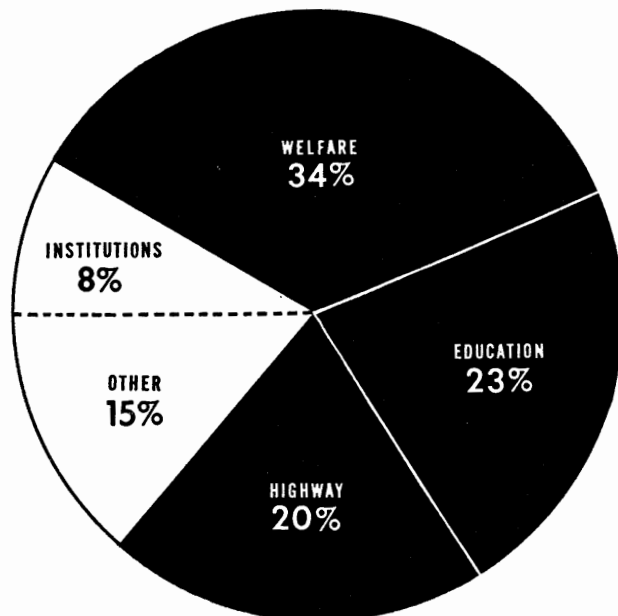
Revenues and Expenditures Rise as Population Increases



	1956-1957	1957-1958	1958-1959	1959-1960	1960-1961
<i>Revenues:</i>					
General Treasury	\$402,201,158	\$429,639,396	\$509,141,317	\$573,551,863	\$579,242,281
Trust Funds	123,034,767	131,946,046	204,683,655	213,103,247	212,785,232
Total	\$525,235,925	\$561,585,442	\$713,824,972	\$786,655,110	\$792,027,513
<i>Expenditures:</i>					
General Treasury	\$396,156,762	\$431,043,375	\$506,661,048	\$533,204,241	\$576,710,506
Trust Funds	127,026,620	191,272,150	212,285,723	145,384,016	210,083,443
Total	\$523,183,382	\$622,315,525	\$718,946,771	\$678,588,257	\$786,793,949
POPULATION (Estimated)	5,629,000	5,749,000	5,875,000	6,100,000	6,229,000

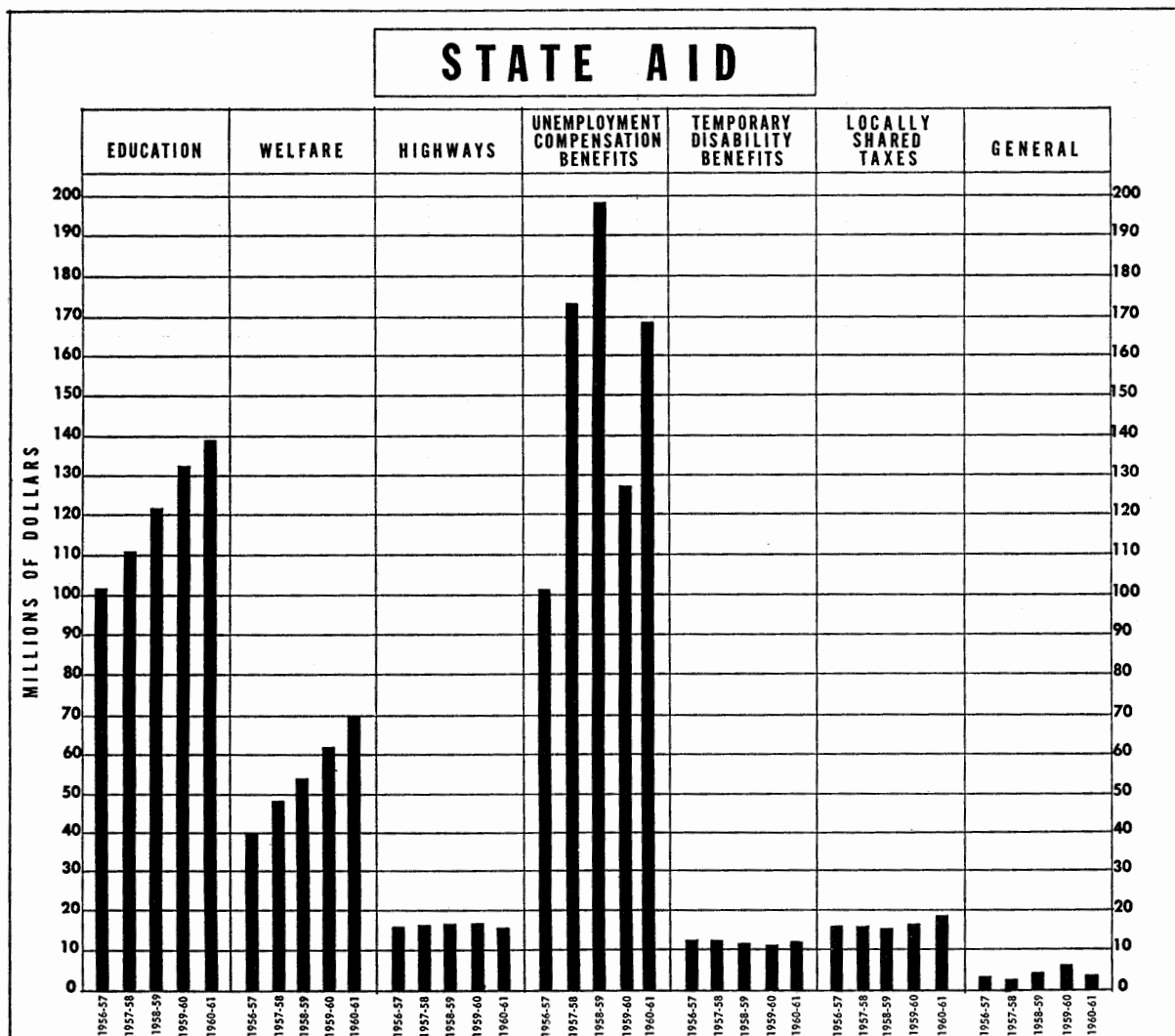
About 3 of every 4 dollars are spent for:

- **Welfare**
- **Education**
- **Highways**



In 1940 the population of New Jersey was 4,160,165. By 1961 it has grown to a figure estimated at 6,229,000, an increase of approximately 50%. Providing essential governmental services for this increase has taken, and will continue to take, large investments by the State.


Increased population means new schools for children, new and enlarged institutions for the ill, more parks, more and better health programs, larger welfare aid, expanded and more modern facilities for administrative purposes, and so on.



The chart of State Aid expenditures for the last five years depicts the upward trend in amounts spent for educational purposes. Expenditures for this area have spiraled from \$102,400,000 to \$139,459,000 in 1960-61. The figure for 1956-57 includes amounts contributed by the State to the State University, whereas these contributions for 1960-61 — almost \$12,924,000 — are not included, being listed as

“Contribution for State University Operation” (\$11,624,000) and “Purchase by Contract” (\$1,300,000).

The sharp increase in 1961 for unemployment compensation benefits over the previous year reflects the impact of a brief economic recession which developed during the second half of fiscal 1961 and the Federal Government extending the period of benefits eligibility.



THE STATE DEBT

States, as well as individuals and corporations sometimes find it necessary and desirable to borrow funds. New Jersey has borrowed funds for such purposes as higher education, highway improvements, elimination of railroad crossings, construction of State teachers colleges, new and expanded mental institutions, and emergency housing. All bond issues must

be approved by the people of the State. During this fiscal year a \$20,850,000 Bond issue was floated for Water Development, and at the same time \$8,980,000 of outstanding bonds were retired. As a result, the balance of the State Debt as at June 30, 1961, \$172,166,000, was increased by \$11,870,000 over the preceding year-end balance of \$160,296,000.

FINANCIAL EXHIBITS AND SCHEDULES

N.J. STATE LIBRARY
P.O. BOX 520
TRENTON, NJ 08625-0520

State of
EXHIBIT "A"—Consolidated Balance

ASSETS	June 30, 1961	June 30, 1960
The State Had Available to Meet Its Obligations:		
CASH AND CASH ITEMS:		
Demand Cash in Treasurer's Central Accounts	\$53,156,885.41	\$31,469,486.83
Demand Cash in Departmental Accounts and Petty Cash	9,015,632.66	6,381,816.84
Cash in State General Investment Account awaiting Investment	17,855.59	43,942.60
Time, Savings and Savings and Loan Accounts	8,430,937.50	7,160,937.50
Unemployment Compensation Funds in hands of U. S. Treasurer	308,947,097.29	331,939,934.83
Total Cash and Cash Items	<u>\$379,568,408.45</u>	<u>\$376,996,118.60</u>
INVESTMENTS:		
Securities held in Investment Accounts (cost)	\$328,717,952.00	\$313,480,232.25
Less Reserve for unamortized Premiums and Discounts	*636,398.00	*1,965,367.75
Par Value	\$329,354,350.00	315,445,600.00
Other Securities	188,700.00	188,700.00
Total Investments	<u>\$329,543,050.00</u>	<u>\$315,634,300.00</u>
ACCOUNTS RECEIVABLE:		
Railroad Taxes	\$165,169.42	\$165,174.02
Inheritance Taxes	1,052,897.64	969,200.39
New York Port Authority	9,150,882.00	8,146,028.00
Federal Government for Highway Purposes	197,723,378.21	174,868,175.04
Counties—1837 Surplus Revenue Fund	11,090.30	21,822.69
Veterans' Notes in default (cost)	\$2,076,306.17	\$2,155,562.20
Less reserve for doubtful accounts	2,076,306.17	2,155,562.20
Accounts Collectible through various departments	\$19,561,848.54	\$14,931,571.11
Less reserve for doubtful accounts	1,384,236.99	18,177,611.55
Total Accounts Collectible	<u>18,177,611.55</u>	<u>1,217,817.81</u>
Other miscellaneous accounts	\$64,102.45	\$92,120.88
Less reserve for doubtful accounts	8,565.41	8,565.41
Total Accounts Receivable	<u>\$226,336,566.16</u>	<u>\$197,967,708.91</u>
OTHER ASSETS:		
State Purchase Revolving Fund (inventories and miscellaneous)	\$550,000.00	\$550,000.00
Unamortized premiums and discounts on investments	*779,894.81	*2,011,664.82
Due from sale of Water Development Bonds	20,850,000.00
Amount to be raised for future redemption of State Bonds and Certificates of Agricultural College	172,166,000.00	160,296,000.00
Totals	<u>\$1,107,384,129.80</u>	<u>\$1,070,282,462.69</u>

* Denotes red figures.

New Jersey

Sheet—As at June 30, 1961 and 1960

LIABILITIES	June 30, 1961	June 30, 1960
CURRENT DEBT:		
Accounts Payable and Commitments—		
Current fiscal year	\$226,744,599.92	\$180,843,899.71
Prior fiscal years	2,424,637.86	2,381,313.47
Inheritance Tax Distribution to Counties	866,714.67	922,564.96
Railroad Taxes to Counties and Municipalities	164,803.54	164,803.54
Matured State Bonds	6,000.00	6,000.00
Interest on Matured State Bonds	26,984.37	27,514.37
Total Current Debt	<u>\$230,233,740.36</u>	<u>\$184,346,096.05</u>
APPROPRIATION BALANCES IN FORCE	<u>\$211,088,538.41</u>	<u>\$224,134,498.74</u>
DEFERRED REVENUES (Applicable to next fiscal year)	<u>\$8,321,222.58</u>	<u>\$5,541,025.96</u>
FUNDED DEBT:		
State Bonds	\$172,050,000.00	\$160,180,000.00
Certificates of Agricultural College	116,000.00	116,000.00
1837 Surplus Revenue Certificates	764,670.44	764,670.44
Total Funded Debt	<u>\$172,930,670.44</u>	<u>\$161,060,670.44</u>
RESERVES AND SURPLUSES:		
General Treasury surplus not available	\$778,700.00	\$806,200.00
General Treasury surplus available for appropriations	1,194,012.34	3,773,206.55
Reserve for Unemployment Compensation Benefits	321,230,487.28	331,700,080.81
Reserve for Temporary Disability Benefits	103,368,837.42	100,849,416.83
Other Dedicated and Trust Fund Reserves	58,237,920.97	58,071,267.31
Total Reserves and Surpluses	<u>\$484,809,958.01</u>	<u>\$495,200,171.50</u>
Totals	<u>\$1,107,384,129.80</u>	<u>\$1,070,282,462.69</u>

State of New Jersey
 EXHIBIT "B"—Comparative Balance Sheet—As at June 30, 1961, and June 30, 1960
 General Treasury*

ASSETS	June 30, 1961		June 30, 1960	
The General Treasury Had Available to Meet Its Obligations:				
Demand Cash in Banks in Treasurer's Central Accounts	\$.....	\$22,647,346.74	\$.....	\$20,841,091.80
Demand Cash in Departmental Accounts	8,671,958.73	6,061,091.25
Petty Cash	52,000.00	52,000.00
Investments and Moneys Awaiting Investment:				
Demand Cash in General Investment Account	17,855.59	43,942.60
Securities in General Investment Account—Cost	72,787,896.81	75,997,197.07
Less: Reserve for Unamortized Premiums and Discounts	143,496.81	72,644,400.00	46,297.07	75,950,900.00
Time, Savings and Savings and Loan Accounts	\$.....	8,430,937.50	\$.....	7,160,937.50
Other Securities (Par)	188,700.00	188,700.00
Taxes Receivable—Inheritance and Railroad Taxes	1,218,067.06	1,134,374.41
Accounts Receivable:				
From Federal Government for Highway Purposes	†197,723,378.21	†174,868,175.04
From Port of New York Authority	9,150,882.00	8,146,028.00
From Dedicated and Trust Funds	13,727,596.62	3,905,639.69
Other Accounts Receivable Collectible Through Various Departments	11,633,763.56	9,510,242.23
Less: Reserve for Future Credits and Doubtful Accounts	1,384,236.99	10,249,526.57	1,217,817.81	8,292,424.42
Loans Receivable—Miscellaneous	\$223,489.84	\$252,526.25
Less: Reserve for Future Credits and Doubtful Accounts	8,565.41	214,924.43	8,565.41	243,960.84
State Purchase Revolving Fund	\$.....	550,000.00	\$.....	550,000.00
Veterans' Education Revolving Fund (Contra)	23,909.08	24,493.99
Or Total Assets of	\$345,511,482.53	\$307,463,759.54
LIABILITIES				
The General Treasury Had Liabilities of:				
Accounts Payable for:				
Prior Fiscal Years	\$2,424,637.86	\$.....	\$2,381,313.47	\$.....
Current Fiscal Year (Schedule II)	198,875,482.11	176,014,895.41
Railroad Taxes Payable to Counties and Municipalities	164,803.54	164,803.54
Motor Fuels Tax Refunds	900,000.00	900,000.00
Loan Payable to Veterans' Guaranteed Loan Fund (Contra)	23,909.08	24,493.99
Or Total Liabilities of	\$.....	202,388,832.59	\$.....	179,485,506.41
Leaving a Net Excess of Assets Over Liabilities of	\$143,122,649.94	\$127,978,253.13
Of this excess there will be needed for unobligated appropriation balances which do not lapse on June 30	132,669,327.63	117,697,415.25
There must be reserved for revenue received this year but applicable to next year	8,321,222.58	5,541,025.96
There must be reserved to cover non-liquid assets unavailable for subsequent appropriations	938,087.39	966,605.37
Total Requirements Against Net Assets	\$.....	141,928,637.60	\$.....	124,205,046.58
Leaving a Surplus as at June 30 of	\$1,194,012.34	\$3,773,206.55

* Does not include Dedicated or Trust Funds or Bonded Indebtedness.

† Includes \$1,130,409.50 Loan Funds from Federal Government to be repaid by deductions from 1962 Federal Aid Allotments and \$21,306.50 Loan Funds to be deducted from 1962 Federal Aid Allotments.

State of

EXHIBIT "B"—Schedule I—Statement of Revenue as Anticipated by

	Anticipated to June 30, 1961	Realized to June 30, 1961
LEGISLATURE:		
Law Revision and Bill Drafting Commission	\$	\$
	<u>\$</u>	<u>\$</u>
DEPARTMENT OF LAW AND PUBLIC SAFETY:		
Tenement House Supervision.....	\$40,000.00	\$44,035.00
Hotel Fire Safety Inspection Fees.....	30,000.00	31,210.00
Alcoholic Beverage Licenses.....	875,000.00	900,312.01
Amusement Games Control Commission	150,000.00	68,430.00
Motor Vehicle Fees.....	67,200,000.00	67,317,667.90
Motor Vehicle Truck Increases.....	6,800,000.00	6,922,599.65
Motor Vehicle Bus Excise Tax.....	100,000.00	244,481.27
Security Responsibility Bureau.....	702,662.78	724,213.46
Division of Weights and Measures.....	47,000.00	40,128.50
Division of Law.....	25,000.00	2,881.30
Veterans' Guaranteed Loan Fund—Administration Expense Fund		
Division of State Police (General)		43,653.38
Division of Motor Vehicles		31,847.35
Division of Professional Boards	90,778.00	90,778.00
Board of Public Accountants	24,606.00	24,606.00
Board of Architects	34,496.00	34,496.00
Board of Dentistry	33,241.00	33,241.00
Board of Mortuary Science	29,533.00	29,533.00
Board of Professional Engineers and Land Surveyors	46,375.00	46,375.00
Board of Medical Examiners	58,491.00	58,491.00
Board of Nursing	114,658.00	114,658.00
Board of Optometrists	14,080.00	14,080.00
Board of Pharmacy	43,633.00	43,633.00
Board of Veterinary Medical Examiners	3,829.00	3,829.00
Board of Shorthand Reporting	367.00	367.00
Board of Ophthalmic Dispensers and Technicians	6,991.00	6,991.00
Board of Beauty Culture Control	175,000.00	223,392.10
	<u>\$76,645,740.78</u>	<u>\$77,095,929.92</u>
DEPARTMENT OF THE TREASURY:		
Second-Class Railroad Tax	\$	\$
Main Stem and Franchise Taxes	3,000,000.00	2,634,783.68
Prior Years Franchise Taxes		
Interest on Railroad Tax		
Transfer Inheritance Tax	20,000,000.00	24,675,578.73
Miscellaneous Corporation Tax—Net Worth	33,000,000.00	33,389,859.73
Miscellaneous Corporation Tax—Net Income	35,000,000.00	26,337,572.41
Domestic Life Insurance Corporation Tax	600,000.00	723,229.22
Foreign Insurance Corporation Tax	16,400,000.00	16,622,719.14
Financial Business Tax		
Cigarette Tax	48,800,000.00	47,668,915.71
Beverage Tax	22,500,000.00	22,192,691.70
Motor Fuels Tax	105,000,000.00	100,210,647.90
Public Utility Tax (Administration)	39,919.00	42,141.54
Outdoor Advertising Tax	135,000.00	141,584.90
Contributions to N. J. Firemen's Home and Association		
Division of Local Government	100,000.00	90,985.62
Racing Tax	25,000,000.00	25,337,772.77
Earnings on Investment in General Investment Account	1,200,000.00	903,204.55
Dividends	18,870.00	18,870.00
Interest on Deposits	175,000.00	223,902.82
Personal Property Escheats	135,000.00	95,722.64
Transfer from Employment Security Division	67,899.00	69,161.50
Bureau of Construction		
Administrative Division		

* Denotes red figure.

the Legislature and Amounts Actually Realized (On Accrual Basis)

Per Cent Realized to June 30, 1961	Unrealized to June 30, 1961	Anticipated to June 30, 1960	Realized to June 30, 1960	Per Cent Realized to June 30, 1960	Unrealized to June 30, 1960	Revenues Applicable to Specific Appropriations June 30, 1961	June 30, 1960
...	\$	\$	\$	\$	\$	\$
...	\$	\$	\$	\$	\$	\$
110	*\$4,035.00	\$30,000.00	\$45,080.31	150	*\$15,080.31	\$	\$
104	*1,210.00	30,000.00	29,958.00	99	42.00
103	*25,312.01	820,000.00	890,804.52	109	*70,804.52
46	81,570.00	54,020.00	...	*54,020.00
100	*117,667.90	62,400,000.00	63,973,986.54	103	*1,573,986.54	27,850.00	221,765.10
102	*122,599.65	6,000,000.00	6,442,439.51	107	*442,439.51
244	*144,481.27	100,000.00	109,282.54	109	*9,282.54
103	*21,550.68	660,902.31	645,938.57	98	14,963.74
85	6,871.50	46,700.00	40,803.95	87	5,896.05
12	22,118.70	22,000.00	12,672.69	58	9,327.31	324,072.51	181,815.89
...	38,131.00	44,273.00
...	*43,653.38	1,079,057.74	1,006,517.78
...	*31,847.35	2,000.00
100
100	25,419.00	25,419.00	100	14,269.00	14,105.00
100	38,144.00	38,144.00	100	17,846.43	17,494.00
100	41,857.00	41,857.00	100	9,094.00	11,050.00
100	37,452.00	37,452.00	100	4,392.00	3,014.00
100	58,309.00	58,309.00	100	26,694.15	19,265.00
100	70,141.00	70,141.00	100	11,325.00	12,586.00
100	122,585.00	122,585.00	100	11,277.90	12,632.28
100	20,596.00	20,596.00	100	6,316.00	22.00
100	65,041.00	65,041.00	100	20,151.53	750.20
100	3,127.00	3,127.00	100	2,224.00	2,233.00
100	370.00	370.00	100	293.00	80.00
100	9,717.00	9,717.00	100	2,174.00	1,458.45
128	*48,392.10	152,000.00	197,244.40	130	*45,244.40
101	*\$450,189.14	\$70,754,360.31	\$72,934,989.03	103	*\$2,180,628.72	\$1,597,168.26	\$1,549,061.70
...	\$	\$	\$	\$	\$15,567,034.96	\$14,906,947.77
88	365,216.32	3,800,000.00	3,018,718.87	79	781,281.13
...	2,756.33	...	*2,756.33
...	2,747.17	...	*2,747.17
123	*4,675,578.73	20,000,000.00	20,621,421.82	103	*621,421.82
101	*389,859.73	67,000,000.00	58,946,365.20	88	8,053,634.80
75	8,662,427.59
121	*123,229.22	600,000.00	670,987.04	112	*70,987.04
101	*222,719.14	15,500,000.00	15,423,760.87	99	76,239.13
...	819,603.04	700,583.66
98	1,131,084.29	39,500,000.00	41,072,676.07	104	*1,572,676.07
99	307,308.30	20,000,000.00	21,430,899.87	107	*1,430,899.87
95	4,789,352.10	98,500,000.00	98,488,012.68	99	11,987.32
106	*2,222.54	38,362.00	36,709.38	96	1,652.62
105	*6,584.90	90,000.00	136,194.76	151	*46,194.76
...	321,347.35	378,203.82
91	9,014.38	100,000.00	136,775.66	137	*36,775.66
101	*337,772.77	24,500,000.00	25,068,679.26	102	*568,679.26
75	296,795.45	1,200,000.00	1,967,049.80	164	*767,049.80
100	18,870.00	18,870.00	100
128	*48,902.82	160,000.00	199,831.20	125	*39,831.20
71	39,277.36	450,000.00	140,608.77	31	309,391.23
102	*1,262.50	65,040.00	67,497.56	104	*2,457.56	3,470.10
...	179,815.94	145,103.04
...	10,042.26	4,645.00

EXHIBIT "B"—Schedule I—Statement of Revenue as Anticipated by

	Anticipated to June 30, 1961	Realized to June 30, 1961
Federal Receipts of Leased Lands Acquired for Flood Control	\$.....	\$.....
Social Security Administrative Account	660,000.00	696,552.71
Division of Purchase and Property
State Purchase Fund
Surplus Commodity Distribution Fund
Cafeteria—State House	89,715.00	89,715.00
Cafeteria—Highway	49,173.00	49,173.00
Excise Tax on Personal Communications Messages
State Employees' Payroll Deduction Adjustment Fund
State Employees' Federal Income Tax Levy Fund
	<u>\$311,970,576.00</u>	<u>\$302,214,785.27</u>
DEPARTMENT OF STATE:		
General Revenue	\$800,000.00	\$966,600.40
Commissions	85,000.00	83,999.17
Athletic Commissioner	35,000.00	38,846.34
White House Conference on Aging
	<u>\$920,000.00</u>	<u>\$1,089,445.91</u>
DEPARTMENT OF CIVIL SERVICE		
	<u>\$.....</u>	<u>\$.....</u>
DEPARTMENT OF BANKING AND INSURANCE:		
General Revenue	\$2,100,000.00	\$2,055,599.78
Division of Real Estate Commission	425,000.00	458,138.00
National Association of Insurance Commissioners Trust Fund
Consumer Credit Licenses
	<u>\$2,525,000.00</u>	<u>\$2,513,737.78</u>
DEPARTMENT OF AGRICULTURE:		
General Revenue	\$90,000.00	\$67,831.98
Office of Milk Industry	200,000.00	215,911.96
Federal Agricultural Loan Fund
Federal Grants for Statistical Services
Poultry Products Promotion Tax Account
Federal Grants for Marketing Expansion
Seed Potato Tax Account
Asparagus Tax Account
Apple Tax Account
	<u>\$290,000.00</u>	<u>\$283,743.94</u>
DEPARTMENT OF DEFENSE:		
Armory Rental	\$90,000.00	\$92,970.60
Federal Aid—(Department of Defense)	166,610.00	161,933.18
National and/or State Guard
Federal Aid—Civil Defense
Federal Surplus Property Program
Federal Aid—Civil Defense Personnel—Administration Expense
	<u>\$256,610.00</u>	<u>\$254,903.78</u>
DEPARTMENT OF PUBLIC UTILITIES:		
General Revenue	\$200,000.00	\$311,850.53
DEPARTMENT OF HEALTH:		
General Revenue	\$90,000.00	\$91,333.36
Rabies Control Fund	89,929.00	89,929.00
Transfer from Rabies Control Fund	10,876.52
Board of Barber Examiners	90,000.00	96,956.00
Public Health—Federal Funds

* Denotes red figure.

the Legislature and Amounts Actually Realized (On Accrual Basis)—Continued

Per Cent Realized to June 30, 1961	Unrealized to June 30, 1961	Anticipated to June 30, 1960	Realized to June 30, 1960	Per Cent Realized to June 30, 1960	Unrealized to June 30, 1960	Revenues Applicable to Specific Appropriations	
						June 30, 1961	June 30, 1960
...	\$.....	\$.....	\$.....	...	\$.....	\$976.69	\$1,269.26
106	*36,552.71	674,000.00	706,379.69	105	*32,379.69
...	1,623.15
...	3,505,619.10	2,812,235.21
...	30,000.00	285.00
100	89,938.00	89,938.00	100	8,274.96	4,528.03
100	51,317.00	49,104.99	96	2,212.01	2,132.13
...	2,422.84	2,347.37
...	384.05
...	16,891.01	17,994.09
97	\$9,755,790.73	\$292,337,527.00	\$288,295,984.99	99	\$4,041,542.01	\$20,467,630.38	\$18,976,149.45
121	*\$166,600.40	\$650,000.00	\$755,775.90	116	*\$105,775.90	\$.....	\$.....
99	1,000.83	80,000.00	87,210.00	109	*7,210.00
111	*3,846.34	35,000.00	44,385.99	127	*9,385.99
...	15,000.00
118	*\$169,445.91	\$765,000.00	\$887,371.89	116	*\$122,371.89	\$.....	\$15,000.00
...	\$.....	\$.....	\$.....	...	\$.....	\$.....	\$52.02
98	\$44,400.22	\$1,900,000.00	\$1,915,153.70	101	*\$15,153.70	\$.....	\$.....
108	*33,138.00	375,000.00	406,879.00	109	*31,879.00
...	18,608.44	18,361.98
...	40,000.00
99	\$11,262.22	\$2,275,000.00	\$2,322,032.70	102	*\$47,032.70	\$58,608.44	\$18,361.98
75	\$22,168.02	\$75,000.00	\$72,401.37	97	\$2,598.63	\$.....	\$.....
108	*15,911.96	200,000.00	209,310.95	105	*9,310.95
...	45,410.75	79,921.83
...	6,437.75	6,259.38
...	144,847.49	161,597.47
...	31,562.25	31,740.62
...	15,734.45	15,080.12
...	88,215.02	89,295.70
...	45,729.12	49,389.38
98	\$6,256.06	\$275,000.00	\$281,712.32	102	*\$6,712.32	\$377,936.83	\$433,284.50
103	*\$2,970.60	\$95,000.00	\$79,617.57	84	\$15,382.43	\$.....	\$.....
97	4,676.82	150,000.00	152,719.73	102	*2,719.73
...	22,965.48	332,357.36
...	15,769.95	9,705.45
...	45,903.31	41,981.11
...	116,859.40
99	\$1,706.22	\$245,000.00	\$232,337.30	95	\$12,662.70	\$201,498.14	\$384,043.92
156	*\$111,850.53	\$70,000.00	\$282,863.71	404	*\$212,863.71	\$.....	\$.....
101	*\$1,333.36	\$78,000.00	\$81,065.42	104	*\$3,065.42	\$6.00	\$.....
100	85,583.00	78,634.73	92	6,948.27	392.23
...	*10,876.52	20,967.27	...	*20,967.27
108	*6,956.00	89,000.00	93,655.00	105	*4,655.00
...	700,171.00	599,497.00

State of

EXHIBIT "B"—Schedule I—Statement of Revenue as Anticipated by

	Anticipated to June 30, 1961	Realized to June 30, 1961
Maternal and Child Health—Federal Funds	\$	\$
Rapid Treatment V.D.—Federal Funds
Water Pollution Control
Radiation Research Project II—Federal Funds
Homemakers Executive Development—Federal Funds
Continuity of Care—Strokes and Congestive Heart Failure—Federal Funds
Radiation Research Project—Federal Funds
Milbank Research Grant—Private Funds
Crippled Children—Federal Funds
Leukemia Study—Federal Funds
Rheumatic Fever Study—Federal Funds
Crippled Children—Miscellaneous Donations Fund
Alcohol Education Grant—Federal Funds
Virus Research Project—Federal Funds
Arteriosclerosis Study—Federal Funds
Coronary Heart Disease Research Project—Federal Funds
	<u>\$269,929.00</u>	<u>\$289,094.88</u>
DEPARTMENT OF LABOR AND INDUSTRY:		
Division of Labor—General Revenue	\$250,000.00	\$286,826.34
Workmen's Compensation Tax Division
Transfer from 1% Compensation Tax Fund	50,000.00	50,000.00
Wage and Hour Trust Fund
Federal Grants for Statistical Purposes
Workmen's Compensation Rehabilitation Pilot Project
1% Compensation Tax Fund	378,902.00	378,902.00
Division of Employment Security
Rehabilitation Commission (State)
Rehabilitation Commission (Federal Fund)	1,055,885.00	908,499.72
Old Age Survivors Insurance (Federal Fund) Administration
	<u>\$1,734,787.00</u>	<u>\$1,624,228.06</u>
DEPARTMENT OF CONSERVATION AND ECONOMIC DEVELOPMENT:		
Division of Planning and Development	\$450,000.00	\$450,000.00
State Housing—Rentals	20,000.00	218,198.64
State Housing—Sale of Units	2,000,000.00	2,715,396.53
Division of Water Policy and Supply
Excess Diversion Fees	175,000.00	143,599.68
Well Drillers Licenses	18,000.00	12,892.50
Division of Shell Fisheries	110,000.00	75,336.35
Morris Canal and Banking Company	49,393.00	49,393.00
Delaware and Raritan Canal	215,000.00	214,953.46
Federal Forest Fires Fund
Federal Forest Nursery Fund
Federal Farm Forestry Fund
Federal Soils Bank Account Fund
New Jersey Pilot Commissioners	16,080.00	16,080.00
Federal Airport Grant Fund
Planning of Small Watersheds—Federal Aid
Federal Reimbursement State Share Beach Protection
New Jersey Emergency Housing
Paulinskill Watershed Program
Stony Brook Watershed
Stony Brook Watershed Forest Management Program Federal Funds
Division of Fish and Game	1,471,433.00	1,471,433.00
Public Shooting and Fishing Grounds
Public Shooting and Fishing Grounds—Federal Aid	120,000.00	120,000.00
Study of Small Business Projects—Federal Funds
Agriculture Conservation Program—Federal Funds
	<u>\$4,644,906.00</u>	<u>\$5,487,283.16</u>

* Denotes red figure.

the Legislature and Amounts Actually Realized (On Accrual Basis)—Continued

Per Cent Realized to June 30, 1961	Unrealized to June 30, 1961	Anticipated to June 30, 1960	Realized to June 30, 1960	Per Cent Realized to June 30, 1960	Unrealized to June 30, 1960	Revenues Applicable to Specific Appropriations	
						June 30, 1961	June 30, 1960
...	\$.....	\$.....	\$.....	...	\$.....	\$254,703.55	\$253,181.00
...	15,622.00	45,932.00
...	80,704.00	80,247.00
...	70,000.00
...	1,700.00
...	8,000.00
...	161,403.00	18,703.00
...	13,725.00
...	287,186.03	247,878.42
...	4,600.00	4,600.00
...	1,600.00
...	316.88
...	3,000.00
...	15,361.00	15,171.00
...	8,640.00
...	25,275.00
107	<u>*\$19,165.88</u>	<u>\$252,583.00</u>	<u>\$274,322.42</u>	109	<u>*\$21,739.42</u>	<u>\$1,565,363.81</u>	<u>\$1,352,251.30</u>
115	*\$36,826.34	\$214,000.00	\$238,554.35	111	*\$24,554.35	\$2,500.00	\$19,743.57
100	50,000.00	50,000.00	100	919.38
...	8,739.19	4,303.40
...	18,000.00	17,675.00
100	336,177.00	336,177.00	100	11,191.29	26,970.00
...	112,322.89	107,924.87
...	14,049,481.94	12,090,071.44
86	147,385.28	1,002,925.00	803,210.81	80	199,714.19	12,137.98	10,007.67
...	482,844.67	169,571.38
94	<u>\$110,558.94</u>	<u>\$1,603,102.00</u>	<u>\$1,427,942.16</u>	89	<u>\$175,159.84</u>	<u>\$14,698,137.34</u>	<u>\$12,794,095.22</u>
100	\$.....	\$470,000.00	\$513,534.20	109	*\$43,534.20	\$1,461,549.28	\$759,953.18
1,091	*198,198.64	30,000.00	328,027.66	1,093	*298,027.66
136	*715,396.53	2,000,000.00	1,099,306.60	55	900,693.40	5,322.89
82	31,400.32	162,000.00	186,394.49	115	*24,394.49
72	5,107.50	18,000.00	12,547.00	70	5,453.00
68	34,663.65	120,000.00	68,268.32	57	51,731.68
100	46,909.00	46,909.00	100	4,516.82	606.59
99	46.54	200,000.00	191,667.07	96	8,332.93
...	99,731.08	102,594.45
...	5,439.42	5,172.24
...	20,870.47	25,654.44
...	3,108.60
100	16,080.00	16,080.00	100	3,767.81	3,962.87
...	515,028.89	1,085,294.50
...	336.06	44.49
...	16,087.53
...	335.00	740.00
...	1,199.46	700.53
...	6,250.00	3,300.00
...	753.20	650.20
100	1,432,816.00	1,426,478.14	99	6,337.86	98,505.96
100	120,000.00	120,000.00	100	199,353.90	167,776.49
...	33,000.00	30,000.00
...	2,030.20
118	<u>*\$842,377.16</u>	<u>\$4,615,805.00</u>	<u>\$4,009,212.48</u>	87	<u>\$606,592.52</u>	<u>\$2,452,667.55</u>	<u>\$2,210,969.00</u>

EXHIBIT "B"—Schedule I—Statement of Revenue as Anticipated by

	Anticipated to June 30, 1961	Realized to June 30, 1961
DEPARTMENT OF EDUCATION:		
Veterans Education Revolving Fund	\$	\$
Federal Food Lunch Program
Federal Special School Milk Program
Federal Vocational Education—Smith-Hughes Fund	103,600.00	117,529.36
Federal Vocational Education—George-Barden Fund
W. T. Grant Foundation—Child and Youth Study Program
National Defense Educational Act—Federal Fund
George-Barden—Practical Nurse Training
Federal Extension of Public Library Service to Rural Areas
State Board of Examiners	47,000.00	58,130.24
Academic Certificate Fund	43,000.00	34,362.25
Camille and Henry Dreyfus Foundation Fund
Graduate Fellowship for Mentally Retarded—Federal Funds
State Colleges		
Glassboro		
Tuition—Regular	151,000.00	136,444.56
Demonstration School	75,000.00	76,680.25
Miscellaneous	7,000.00	7,823.39
Cafeteria and Boarding Halls Fees	300,000.00	277,619.11
Summer Extension, Field, Graduate Fees	83,000.00	83,000.00
National Defense Educational Act—Student Loan Fund
Jersey City		
Tuition—Regular	150,045.00	150,045.00
Miscellaneous	5,000.00	4,173.28
Cafeteria and Boarding Halls Fees	44,000.00	42,701.92
Summer Extension, Field, Graduate Fees	25,460.00	25,460.00
National Defense Educational Act—Student Loan Fund
Newark		
Tuition—Regular	155,000.00	155,000.00
Miscellaneous	7,500.00	9,775.65
Cafeteria and Boarding Halls Fees	45,000.00	36,783.81
Summer Extension, Field, Graduate Fees	125,000.00	125,000.00
National Defense Educational Act—Student Loan Fund
Graduate Program—Mentally Retarded
Research Project for Mentally Retarded—Federal Funds
Research Project for Carbon Dioxide Fixation in Invertebrates—Federal Fund
Paterson		
Tuition—Regular	190,000.00	190,000.00
Miscellaneous	5,000.00	8,998.20
Cafeteria and Boarding Halls Fees	61,500.00	3,006.02
Summer Extension, Field, Graduate Fees	78,500.00	78,500.00
National Defense Educational Act—Student Loan Fund
Paterson Student Activity Fund
Montclair		
Tuition—Regular	225,000.00	225,000.00
Miscellaneous	12,000.00	11,547.08
Cafeteria and Boarding Halls Fees	180,500.00	180,500.00
Summer Extension, Field, Graduate Fees	75,500.00	75,500.00
National Science Foundation Grant—Federal Funds
National Defense Educational Act—Student Loan Fund
Montclair Student Activity Fund
Trenton		
Tuition—Regular	170,000.00	169,812.70
Miscellaneous	3,000.00	3,599.71
Cafeteria and Boarding Halls Fees	522,650.00	522,650.00
Summer Extension, Field, Graduate Fees	66,460.00	66,437.50
National Defense Educational Act—Student Loan Fund
Trenton Student Activity Fund

* Denotes red figure.

the Legislature and Amounts Actually Realized (On Accrual Basis)—Continued

Per Cent Realized to June 30, 1961	Unrealized to June 30, 1961	Anticipated to June 30, 1960	Realized to June 30, 1960	Per Cent Realized to June 30, 1960	Unrealized to June 30, 1960	Revenues Applicable to Specific Appropriations	
						June 30, 1961	June 30, 1960
...	\$.....	\$.....	\$.....	...	\$.....	\$584.91	\$3,448.27
...	1,653,087.00	1,589,534.00
...	2,206,534.00	2,173,772.24
113	*13,929.36	125,000.00	102,277.76	82	22,722.24	167,601.79	160,493.49
...	433,565.70	456,090.38
...	23,605.00	13,500.00
...	1,628,847.75	1,750,857.25
...	126,256.34	50,891.04
...	103,153.00	97,403.00
123	*11,130.24	50,000.00	56,250.00	113	*6,250.00
80	8,637.75	38,000.00	36,162.75	95	1,837.25
...	110,000.00
...	7,350.00	5,500.00
...
90	14,555.44	125,000.00	125,000.00	100	36,314.20	18,823.92
102	*1,680.25	60,000.00	68,069.78	113	*8,069.78
112	*823.39	4,000.00	10,802.18	270	*6,802.18	92,431.75	68,812.17
93	22,380.89	230,000.00	230,000.00	100	18,436.29
100	83,000.00	83,000.00	100	98,147.51	74,470.92
...	27,830.70	9,530.00
...
100	132,000.00	132,000.00	100	13,724.65	24,688.49
83	826.72	1,800.00	3,346.69	186	*1,546.69	83,374.41	67,455.60
97	1,298.08	44,000.00	33,803.25	77	10,196.75
100	25,460.00	25,460.00	100	75,361.15	63,440.18
...	29,000.00	28,060.00
...
100	132,000.00	128,430.00	97	3,570.00	13,326.09	8,600.00
130	*2,275.65	2,000.00	16,455.36	823	*14,455.36	128,369.80	89,987.25
82	8,216.19	45,000.00	30,583.42	68	14,416.58
100	125,000.00	125,000.00	100	225,222.71	177,785.16
...	29,183.29	23,921.00
...	10,200.00	9,800.00
...	250.00
...	7,600.00
...
100	157,900.00	157,900.00	100	20,844.95	2,034.90
180	*3,998.20	2,000.00	5,521.06	276	*3,521.06	99,437.95	85,421.25
5	58,493.98	60,000.00	45,090.53	75	14,909.47
100	78,500.00	78,500.00	100	126,637.59	105,408.84
...	17,752.00	1,800.00
...	68,420.00
...
100	200,000.00	200,000.00	100	29,845.98	42,899.63
96	452.92	6,000.00	11,242.62	187	*5,242.62	163,761.57	141,915.25
100	168,705.00	168,705.00	100	33,929.30	18,018.88
100	75,500.00	75,500.00	100	114,769.13	68,941.34
...	96,930.00	78,170.00
...	69,394.56	39,397.44
...	11.15
...
99	187.30	170,000.00	150,217.42	88	19,782.58	23,884.57
120	*599.71	2,500.00	4,580.68	183	*2,080.68	198,930.78	94,430.93
100	490,000.00	490,000.00	100	57,456.03	80,625.87
99	22.50	66,460.00	66,460.00	100	188,593.80	145,134.72
...	43,670.00	43,525.75
...	349.75	302.25

EXHIBIT "B"—Schedule I—Statement of Revenue as Anticipated by

	Anticipated to June 30, 1961	Realized to June 30, 1961
Atomic Energy Commission—Federal Funds	\$	\$
School for the Deaf	14,000.00	12,954.50
School for Conservation	89,187.00	89,187.00
National Science Foundation—Federal Funds
Agricultural Experiment Station	80,000.00	72,439.69
Fertilizer Inspection Fees	125,000.00	99,111.46
U. S. Appropriation for Agricultural College
State Museum—Service Charges	7,800.00	10,248.29
Archeological Research Project—Federal Funds
Miscellaneous
	<u>\$3,272,702.00</u>	<u>\$3,160,020.97</u>
STATE HIGHWAY DEPARTMENT:		
Miscellaneous Revenues	\$80,000.00	\$35,289.60
Federal Aid
Flood Damage to Bridge—Delaware River Bridge Commission
Reimbursement from Port of New York Authority
State Aid to Counties and Municipalities
Advance Engineering Studies
Defense Access Roads—Federal Fund
	<u>\$80,000.00</u>	<u>\$35,289.60</u>
DEPARTMENT OF INSTITUTIONS AND AGENCIES:		
Department of Institutions and Agencies—Central Office	\$	\$130,098.05
Bureau of Assistance and Central Office—Public Medical Care (Federal)	262,000.00	229,654.92
Federal Aid Mental Hygiene Clinics
Federal Aid for Construction of Government and Voluntary Hospitals
Soldiers Home, Menlo Park—Federal Aid	56,000.00	63,582.47
Soldiers Home, Vineland—Federal Aid	74,000.00	91,433.59
State Use Revolving Fund
Social Science Research Fund
Turrell Fund—Residential Treatment Center for Delinquent Girls
State Home for Boys	6,000.00	8,979.47
State Home for Girls	5,000.00	1,896.13
Recoveries—Old Age Assistance
Relief Subsidies
Federal Subsidy for Old Age Assistance
Federal Subsidy, Permanently, Totally Disabled
Administration of the Blind—Federal Aid	191,000.00	213,904.37
Board of Child Welfare—Federal Aid
Frances Day Fund—Training Program
Adoption Law Fees	60,000.00	80,302.70
State Aid—Maintenance of Dependent Children
Assistance for Dependent Children—Federal Aid
Clothing Revolving Fund (Child Welfare)
Vineland State School	1,450,000.00	1,378,511.05
Research Laboratory Construction—Federal Funds
North Jersey Training School	740,000.00	792,006.90
Colony for Feeble-Minded—Woodbine	900,000.00	892,592.11
Colony for Feeble-Minded—New Lisbon	780,000.00	769,602.16
E. R. Johnstone Training and Research Center	150,000.00	174,918.18
Rehabilitation Research Project—Federal Funds
Teaching Machine—Federal Funds
Psychiatric Administration Control
Group Rehabilitation Project (Ford Foundation)
Urgent Capital Items
Federal Aid—Maintenance Dependent Children
Study of Old Age Assistance Recipients, Placements and Nursing Hospitals

* Denotes red figure.

the Legislature and Amounts Actually Realized (On Accrual Basis)—Continued

Per Cent Realized to June 30, 1961	Unrealized to June 30, 1961	Anticipated to June 30, 1960	Realized to June 30, 1960	Per Cent Realized to June 30, 1960	Unrealized to June 30, 1960	Revenues Applicable to Specific Appropriations	
						June 30, 1961	June 30, 1960
...	\$.....	\$.....	\$.....	...	\$.....	\$6,000.00	\$.....
93	1,045.50	14,000.00	14,716.70	105	*716.70	11,845.00	11,567.00
100	65,395.00	65,395.00	100	22,459.72	14,400.27
...	32,400.00
91	7,560.31	80,000.00	75,669.18	95	4,330.82
79	25,888.54	125,000.00	111,288.73	89	13,711.27
131	*2,448.29	5,000.00	9,276.88	186	*4,276.88	118,233.27	118,233.27
...	2,467.05	3,201.38
...	1,252.00	1,500.00
...	20,860.00	18,230.00
97	<u>\$112,681.03</u>	<u>\$2,989,220.00</u>	<u>\$2,936,704.99</u>	98	<u>\$52,515.01</u>	<u>\$8,783,446.75</u>	<u>\$8,218,070.77</u>
44	\$44,710.40	\$75,000.00	\$121,247.83	162	*\$46,247.83	\$5,024,571.34	\$2,911,156.79
...	74,007,759.00	97,745,981.00
...	42,088.71	29,929.13
...	1,980,000.00	5,670,000.00
...	1,115.00	1,525.00
...	71,771.18
...	76,400.00
44	<u>\$44,710.40</u>	<u>\$75,000.00</u>	<u>\$121,247.83</u>	162	<u>*\$46,247.83</u>	<u>\$81,203,705.23</u>	<u>\$106,358,591.92</u>
...	*\$130,098.05	\$.....	\$171,509.29	...	*\$171,509.29	\$.....	\$.....
88	32,345.08	196,500.00	163,324.74	83	33,175.26	250.00
...	175,158.00	139,028.00
114	*7,582.47	50,000.00	51,917.25	104	*1,917.25	2,186,416.92	1,571,076.43
124	*17,433.59	65,000.00	72,514.75	112	*7,514.75
...	1,901,614.66	2,399,692.64
...	12,120.00
150	*2,979.47	15,000.00	6,912.24	46	8,087.76	180,000.00
38	3,103.87	5,000.00	218.50	4	4,781.50	9,652.80	15,400.00
...
...	915,462.02	941,313.08
...	44,210.75	35,950.79
...	10,504,314.61	9,588,593.13
...	3,891,331.30	4,018,323.70
112	*22,904.37	180,000.00	207,911.09	116	*27,911.09	751,038.96	745,514.71
...	450,000.00	343,490.70	76	106,509.30	283,441.36	212,002.07
134	*20,302.70	45,000.00	70,559.95	157	*25,559.95	3,008.95
...	103.69	45,090.07
...	15,917,480.87	5,951,895.01
95	71,488.95	1,200,000.00	1,335,583.52	111	*135,583.52	813,719.31	712,878.24
107	*52,006.90	675,000.00	757,131.41	112	*82,131.41	12,093.56	3,840.00
99	7,407.89	850,000.00	862,689.15	101	*12,689.15	498.00	9,474.00
99	10,397.84	675,000.00	742,603.63	110	*67,603.63	100.00	496.00
117	*24,918.18	200,000.00	158,482.93	79	41,517.07	272.80
...	5,251.27	6,645.62
...	507.10	34.00
...	39,150.19
...	60,000.00	25,000.00
...	4,260.00
...	45,000.00
...	3,000.00	67,790.00
...	5,271,852.06
...	10,000.00

EXHIBIT "B"—Schedule I—Statement of Revenue as Anticipated by

	Anticipated to June 30, 1961	Realized to June 30, 1961
Remodeling Psychological Institute	\$	\$
Institution Construction—Chapter 157, P. L. 1960
Federal Aid Mental Hygiene Clinics—Administration
Hospital—Greystone Park	5,000,000.00	4,795,559.68
Hospital—Trenton	3,300,000.00	2,896,494.01
Hospital—Marlboro	2,800,000.00	2,722,483.59
Hospital—Ancora	2,300,000.00	2,175,483.22
Neuropsychiatric Institute	1,650,000.00	1,541,911.72
Arthur Brisbane Child Treatment Center	75,000.00	72,316.35
Diagnostic Center	215,000.00	199,295.76
Sanatorium for Chest Diseases	100,000.00	89,724.56
	<u>\$20,114,000.00</u>	<u>\$19,320,750.99</u>
INTERSTATE AND TEMPORARY COMMISSIONS:		
Delaware River Joint Toll Bridge Commission	\$143,112.00	\$127,772.16
	<u>\$</u>	<u>\$</u>
RENTAL CHARGES FROM SPECIAL FUNDS (GENERAL TREAS.)	\$	\$
PENSION CONTRIBUTIONS FROM SPECIAL FUNDS (GEN. TREAS.)...	950,000.00	954,137.18
SOCIAL SECURITY FROM SPECIAL FUNDS (GENERAL TREAS.).....	300,000.00	359,465.33
NON CONTRIBUTORY GROUP INSURANCE
THE JUDICIARY:		
Court Fees	1,400,000.00	1,526,583.53
Transfer of Old Balances
MISCELLANEOUS SOURCES	200,000.00	223,587.46
INTERFUND TRANSFERS:		
Veterans Guaranteed Loan Fund	2,000,000.00	2,000,000.00
Unsatisfied Claim and Judgment Fund	110,000.00	126,940.40
Unclaimed Bank Deposits—Escheats	100,000.00	132,774.34
Unclaimed Life Insurance—Escheats	10,000.00	9,044.17
Unclaimed Personal Property—Escheats	75,000.00	68,429.03
State Water Development Fund	600,000.00	917,807.41
School Fund Income	640,000.00	650,821.51
1837 Surplus Revenue Fund—Income	20,000.00	23,371.33
State Higher Education Fund	2,000,000.00	3,173,269.42
Administration Expenses—General 1M31 Disability Fund	1,334,903.00	1,334,903.00
Administration Expenses—Accounting Bureau Disability Fund	59,306.00	39,144.62
Pension Contributions Disability Fund	86,700.00	54,604.48
Social Security Contributions Disability Fund	26,000.00	30,210.75
GRAND TOTALS	<u>\$432,979,271.78</u>	<u>\$425,433,930.91</u>

* Denotes red figures.

the Legislature and Amounts Actually Realized (On Accrual Basis)—Continued

	Per Cent	Unrealized to	Anticipated to	Realized to	Per Cent	Unrealized to	Revenues Applicable to Specific	
	Realized to				Realized to		Appropriations	Appropriations
	June 30, 1961	June 30, 1961	June 30, 1960	June 30, 1960	June 30, 1960	June 30, 1960	June 30, 1961	June 30, 1960
...	\$.....	\$.....	\$.....	\$.....	...	\$.....	\$2,500.00	\$.....
...	288,848.12
...	2,809.55
96	204,440.32	4,300,000.00	4,694,303.92	109	*394,303.92	19,212.68	15,512.05	15,512.05
88	403,505.99	3,000,000.00	2,806,415.87	94	193,584.13	33,658.97	7,568.16	7,568.16
97	77,516.41	2,500,000.00	2,680,286.10	107	*180,286.10	27,519.83	15,269.61	15,269.61
95	124,516.78	2,000,000.00	2,038,220.77	102	*38,220.77	235.55	140.80	140.80
93	108,088.28	1,400,000.00	1,559,622.81	111	*159,622.81	52,160.59	68,919.55	68,919.55
96	2,683.65	80,000.00	66,935.09	84	13,064.91
93	15,704.24	220,000.00	211,154.19	96	8,845.81
90	10,275.44	130,000.00	106,633.17	82	23,366.83	310.00	333.12	333.12
96	<u>\$793,249.01</u>	<u>\$18,236,500.00</u>	<u>\$19,108,421.07</u>	105	<u>*\$871,921.07</u>	<u>\$38,001,333.46</u>	<u>\$32,065,011.79</u>	<u>\$32,065,011.79</u>
89	<u>\$15,339.84</u>	<u>\$131,182.00</u>	<u>\$130,999.41</u>	99	<u>\$182.59</u>	<u>\$.....</u>	<u>\$.....</u>	<u>\$.....</u>
...	\$.....	\$.....	\$.....	...	\$.....	\$8,000.00	\$39,128.80	\$39,128.80
100	*4,137.18	900,000.00	897,581.49	99	2,418.51	19,067.00	19,067.00
120	*59,465.33	275,000.00	329,779.31	120	*54,779.31	16,594.64
...	1,293,986.25
109	*126,583.53	1,200,000.00	1,446,767.52	121	*246,767.52
...	572,909.73	...	*572,909.73
112	*23,587.46	150,000.00	221,397.59	148	*71,397.59	373,704.00	295,411.34	295,411.34
100
115	*16,940.40	110,000.00	110,000.00	100	12,943.76	12,943.76
133	*32,774.34	105,000.00	153,096.90	146	*48,096.90
90	955.83	7,500.00	8,729.38	116	*1,229.38
91	6,570.97
153	*317,807.41	47,370.96	...	*47,370.96
102	*10,821.51	600,000.00	609,538.88	102	*9,538.88
117	*3,371.33	19,000.00	21,860.50	115	*2,860.50
159	*1,173,269.42	380,876.16	...	*380,876.16
100	1,427,435.00	1,365,928.39	96	61,506.61	85,178.79
66	20,161.38	57,565.00	43,347.78	75	14,217.22	4,345.75	8,935.69	8,935.69
63	32,095.52	50,000.00	52,781.26	106	*2,781.26
116	*4,210.75	15,000.00	20,374.16	136	*5,374.16
98	<u>\$7,545,340.87</u>	<u>\$399,541,779.31</u>	<u>\$399,528,482.31</u>	99	<u>\$13,297.00</u>	<u>\$171,189,305.62</u>	<u>\$184,750,430.16</u>	<u>\$184,750,430.16</u>

EXHIBIT "B"—Schedule II—Summary of Appropriations

Symbol	NAME OF ACCOUNT	1960-61 Original Appropriation	1960-61 Supplemental and Prior Years' Appropriations	Appropriated Revenue
LEGISLATIVE BRANCH:				
001-100	Senate	\$349,007.00	\$.....	\$.....
002-100	General Assembly	657,967.00
003-100	Law Revision and Legislative Services Commission	143,623.00	58,725.74
003-300	Law Revision and Legislative Services Commission —Revolving Fund	1,025.00
004-100	Legislative Budget and Finance Director	70,778.00	9,962.10
005-100	State Auditor's Department	402,095.00
010-100	Commission on Interstate Co-operation	42,140.00
011-100	Commission on State Tax Policy	15,000.00	22,618.64
012-100	Youth Study Commission	20,000.00	6,996.60
013-100	Legislative Commission on Statute Revision	1,000.00
014-100	County and Municipal Law Revision Commission	21,000.00	3,659.89
015-100	New Jersey Water Research and Development Commission	20,000.00
016-100	Commission on Emergency Civil Government	4,875.90
017-100	New Jersey Delaware Bay Shore Recreational Commission
019-100	Commission on Narcotic Control	3,500.00
020-100	Uniform Commercial Code Study Commission	5,000.00
025-100	Commission to Study County and Municipal Plan- ning Accounts
TOTAL LEGISLATIVE BRANCH		\$1,730,110.00	\$128,863.87	\$.....
EXECUTIVE BRANCH:				
080-100	Chief Executive's Office	\$198,921.00	\$39,560.61	\$.....
DEPARTMENT OF LAW AND PUBLIC SAFETY:				
100-100	Office of the Attorney-General	\$95,994.00	\$.....	\$.....
100-400	Veterans' Guaranteed Loan Fund Adm. Expense..	24,403.61	38,131.00
110-100	Division of Law	719,535.00	39,686.07	97,454.51
110-400	Bureau of Securities	226,618.00
120-100	Division of State Police (General)	7,107,071.00	74,089.14	1,079,057.74
120-600	Pension Clearing Account
121-100	Bureau of Tenement House Supervision	172,987.00
130-100	Division of Alcoholic Beverage Control	993,488.00	\$ 3,974.12
131-100	Amusement Games Control Commissioner	20,000.00	19,327.52
140-100	Division of Motor Vehicles	9,086,213.00	185,233.16	2,000.00
140-400	Fees From Safe Driver Insurance Plan	27,850.00
141-100	Security-Responsibility Bureau	659,039.00	43,623.78
142-400	Unsatisfied Claim and Judgment Fund	100,419.00	34,201.64
150-100	Division of Weights and Measures	297,322.00
DIVISION OF PROFESSIONAL BOARDS				
160-100	Administrative Bureau	134,577.00
161-100	State Board of Public Accountants	24,606.00	14,269.00
162-100	State Board of Architects	34,496.00	17,846.43
163-100	State Board of Dentistry	33,241.00	9,094.00
164-100	State Board of Mortuary Science	29,533.00	4,392.00
165-100	State Board of Professional Engineers and Land Surveyors	46,375.00	26,694.15
166-100	State Board of Medical Examiners	58,491.00	11,325.00
167-100	State Board of Nursing	114,658.00	11,277.90
168-100	State Board of Optometrists	14,080.00	6,316.00
169-100	State Board of Pharmacy	43,633.00	20,151.53
170-100	State Board of Veterinary Medical Examiners..	3,829.00	2,224.00
171-100	State Board of Shorthand Reporting	367.00	293.00
172-100	State Board of Examiners of Ophthalmic Dis- pensers and Ophthalmic Technicians	6,991.00	2,174.00
173-100	State Board of Beauty Culture Control	59,389.00
Total Division of Professional Boards		\$604,266.00	\$.....	\$126,057.01
TOTAL DEPARTMENT OF LAW AND PUBLIC SAFETY		\$19,856,334.00	\$420,564.92 \$ 3,974.12	\$1,597,168.26

* Denotes red figure.

\$ Denotes Supplemental.

New Jersey
and Expenditures—1960-61—As at June 30, 1961

Transfers To and From* Appropriations	Total Available	Net Disbursements	Obligations	Continuing Appropriation	Lapsed	Per Cent Expended and Obligated
\$.....	\$349,007.00	\$266,524.60	\$82,482.40	\$.....	\$.....	100
.....	657,967.00	515,870.06	142,096.94	100
.....	202,348.74	130,509.93	12,320.38	59,518.43	71
.....	1,025.00	1,025.00
.....	80,740.10	74,506.21	1,372.35	4,861.54	94
.....	402,095.00	336,286.10	9,459.28	56,349.62	86
.....	42,140.00	37,318.00	4,822.00	100
.....	37,618.64	7,162.99	1,000.00	29,455.65	22
.....	26,996.60	20,348.44	6,451.60	196.56	99
.....	1,000.00	161.15	200.00	638.85	36
.....	24,659.89	22,677.94	694.62	1,287.33	95
.....	20,000.00	20,000.00	100
.....	4,875.90	4,875.90	100
.....	3,500.00	598.92	2,901.08	100
1,000.00	6,000.00	5,945.66	54.34	99
200.00	200.00	113.21	86.79	100
<u>\$1,200.00</u>	<u>\$1,860,173.87</u>	<u>\$1,418,023.21</u>	<u>\$288,763.34</u>	<u>\$96,841.14</u>	<u>\$56,546.18</u>	92
<u>\$.....</u>	<u>\$238,481.61</u>	<u>\$175,535.42</u>	<u>\$4,830.22</u>	<u>\$58,115.97</u>	<u>\$.....</u>	76
*\$5,004.00	\$90,990.00	\$86,791.09	\$1,847.51	\$.....	\$2,351.40	97
.....	62,534.61	38,879.00	4,197.40	19,458.21	68
89,351.00	946,026.58	871,014.22	32,680.05	38,926.03	3,406.28	96
*42,117.00	184,501.00	184,501.00	...
*25,383.00	8,234,834.88	7,568,874.33	365,922.71	214,074.38	85,963.46	96
.....	*57,353.73	57,353.73
*3,450.00	169,537.00	158,303.49	5,674.89	5,558.62	97
*32,250.00	965,212.12	910,084.48	27,258.86	27,868.78	97
*10,000.00	29,327.52	1,799.59	3,990.06	23,537.87	20
12,463.00	9,285,909.16	7,729,582.00	670,831.87	857,753.88	27,741.41	90
*22,820.00	5,030.00	5,030.00
16,960.00	719,622.78	693,535.36	24,603.56	1,483.86	99
22,250.00	156,870.64	107,926.26	19,243.78	29,700.60	81
.....	297,322.00	266,786.82	19,408.89	251.35	10,874.94	96
11,550.00	146,127.00	140,570.54	4,989.90	566.56	99
*1,500.00	37,375.00	30,507.56	386.42	6,481.02	83
.....	52,342.43	37,237.34	1,827.91	13,277.18	75
*100.00	42,235.00	29,422.77	9,982.79	2,829.44	93
.....	33,925.00	28,735.89	2,502.26	2,686.85	92
*3,000.00	70,069.15	53,223.01	1,631.71	15,214.43	78
*500.00	69,316.00	55,333.81	3,417.35	10,564.84	85
*50.00	125,885.90	115,016.83	9,720.70	1,148.37	99
.....	20,396.00	17,291.49	720.36	2,384.15	88
*7,000.00	56,784.53	45,532.55	1,928.92	9,323.06	84
*750.00	5,303.00	1,738.99	1,972.19	1,591.82	70
.....	660.00	150.85	366.50	142.65	78
*150.00	9,015.00	7,666.74	133.15	1,215.11	87
1,500.00	60,889.00	59,367.95	1,152.48	368.57	99
<u>\$.....</u>	<u>\$730,323.01</u>	<u>\$621,796.32</u>	<u>\$40,732.64</u>	<u>\$.....</u>	<u>\$67,794.05</u>	91
<u>\$.....</u>	<u>\$21,878,041.30</u>	<u>\$18,998,019.23</u>	<u>\$1,273,745.95</u>	<u>\$1,135,493.85</u>	<u>\$470,782.27</u>	93

EXHIBIT "B"—Schedule II—Summary of Appropriations

Symbol	NAME OF ACCOUNT	1960-61 Original Appropriation	1960-61 Supplemental and Prior Years' Appropriations	Appropriated Revenue
DEPARTMENT OF THE TREASURY:				
210-100	Administrative Division	\$188,295.00	\$31,358.63	\$10,042.26
220-100	Division of Budget and Accounting	1,049,648.00	7,815.85
220-200	75% of Federal Receipts of Leased Land—Acquired for Flood Control	1,269.26	976.69
220-400	Premiums and Accrued Interest on Highway Improvement and Emergency Housing Bonds...	356,140.54
220-401	Premiums and Accrued Interest on Institution Construction Bonds	6,753.71
220-402	Premiums and Accrued Interest on Highway Improvement Series G Bonds	5,518.21
220-403	State Employee Payroll Deductions Adj. Fd.	4,800.60
220-601	Supplemental Payroll Clearing Account
220-604	Social Security Refund Clearing Account
220-605	Outstanding Checks Clearing Account
220-606	State Employee Federal Income Tax Levy Fund..	16,891.01
230-100	Division of Purchase and Property	1,844,779.00	94,615.31
230-100	State Purchase Fund74	3,505,619.10
230-600	Federal Excise Tax on Personal Communications	131.63	2,422.84
231-100	Bureau of Construction	294,522.00	9,666.16	179,815.94
232-100	Agricultural Commodity Distribution	61,897.00	30,000.00
233-400	Cafeteria at State House	89,715.00	41,295.95	8,274.96
234-400	Cafeteria—State Highway Dept. at Fernwood...	49,173.00	17,374.26	2,132.13
240-100	Division of Taxation	4,730,967.00
			\$ 25,000.00
240-100- 918-919	Motor Fuels Tax Overpayments
240-400	Outdoor Advertising Tax
240-401	Financial Business Tax	25,598.74	819,603.04
240-402	Contributions to N. J. Firemen's Home and N. J. State Firemen's Association	321,347.35
240-403	Railroad Taxes—Local Share	15,567,034.96
241-100	County Boards of Taxation	303,500.00
250-100	Division of Local Government	292,522.00
260-100	Division of Tax Appeals	172,207.00
270-100	Division of the New Jersey Racing Commission...	226,599.00
290-100	Division of Investments	133,311.00
295-100	Division of Pensions	1,146,549.00
	TOTAL DEPARTMENT OF THE TREASURY	\$10,583,684.00	\$594,523.74 \$ 25,000.00	\$20,471,976.13
DEPARTMENT OF STATE:				
300-100	Office of Secretary	\$201,604.00	\$.....	\$.....
302-100	Office of the Athletic Commissioner	37,162.00
304-100	Legalized Games of Chance Control Commission..	145,930.00
306-100	Division of Aging	128,003.00
306-200	White House Conference on Aging	6,530.43
	TOTAL DEPARTMENT OF STATE	\$512,699.00	\$6,530.43	\$.....
310-100	DEPARTMENT OF CIVIL SERVICE	\$1,227,223.00	\$.....	\$.....
DEPARTMENT OF BANKING AND INSUR- ANCE:				
320-100	General	\$1,793,425.00	\$ 30,000.00	\$.....
320-400	National Association of Insurance Commissioners Trust Fund	18,608.44
320-401	Consumer's Credit Licenses	40,000.00
322-100	Division of New Jersey Real Estate Commission..	166,775.00
	TOTAL DEPARTMENT OF BANKING AND INSURANCE	\$1,960,200.00	\$..... \$ 30,000.00	\$58,608.44

* Denotes red figure.

S Denotes Supplemental.

EXHIBIT "B"—Schedule II—Summary of Appropriations

Symbol	NAME OF ACCOUNT	1960-61 Original Appropriation	1960-61 Supplemental and Prior Years' Appropriations	Appropriated Revenue
DEPARTMENT OF AGRICULTURE:				
330-100	General	\$1,276,017.00	\$52,315.86	\$.....
			S 4,160.00	
330-200	Federal Agricultural Loan Fund	4,420.33	45,410.75
330-201	Federal Grants for Statistical Services	2,484.91	6,437.75
330-202	Federal Grants for Marketing Expansion	1,628.53	31,562.25
330-400	Poultry Products Promotion Tax Account	19,543.58	144,847.49
330-401	Seed Potato Tax Account	10,487.59	15,734.45
330-402	Asparagus Tax Account	22,435.96	88,215.02
330-403	Apple Tax Account	30,739.25	45,729.12
339-100	Office of Milk Industry	210,702.00
	TOTAL DEPARTMENT OF AGRICULTURE	\$1,486,719.00	\$144,056.01 S 4,160.00	\$377,936.83
DEPARTMENT OF DEFENSE:				
340-100	Administration Division	\$370,360.00	\$.....	\$.....
342-100	National Guard and/or State Guard	1,759,143.00	415,754.14	22,965.48
			S 1,023.50	
344-100	Naval Militia Reserve	9,994.00
346-100	Division of Civil Defense	99,889.00	162,572.72
346-200	Federal Aid—Civil Defense	4,228.43	15,769.95
346-201	Federal—Civil Defense Personnel and Administrative Expenses	116,859.40
346-202	Federal Aid—Civil Defense—Political Subdivisions
346-400	Civil Defense Deposits—Trust Fund
346-401	Special Fund for Civil Defense Volunteers	49,923.55
346-402	Federal Surplus Property Program	37,136.48	45,903.31
346-600	Federal Aid, Political Subdivision Expenditure Control (Clearing Account)
	TOTAL DEPARTMENT OF DEFENSE..	\$2,239,386.00	\$669,615.32 S 1,023.50	\$201,498.14
DEPARTMENT OF PUBLIC UTILITIES:				
350-100	Department of Public Utilities	\$742,635.00	\$.....	\$.....
350-600	Payroll Clearing Account
	TOTAL DEPARTMENT OF PUBLIC UTILITIES	\$742,635.00	\$.....	\$.....
DEPARTMENT OF HEALTH:				
360-100	General	\$2,849,117.00	\$.....	\$6.00
360-202	Public Health—Federal Funds	17,589.53	700,171.00
360-203	Maternal and Child Health—Federal Fund	21,517.85	254,703.55
360-205	V. D. Case-Finding Project—Federal Fund	14,535.92	15,622.00
360-208	Water Pollution Program—Federal Fund	183.84	80,704.00
360-212	Polio Diagnostic Service—Federal Fund	1,957.90
360-214	Water Pollution—Federal Earned Credit Fund..	23,769.12
360-217	Radiation Research Project II—Federal Fund
360-218	Lymphoma Investigation Grant—Federal Fund.
360-219	Alcoholism Project—Federal Fund	551.89
360-220	Virus Research Project—Federal Fund	6,652.53	15,361.00
360-221	Leukemia Study—Federal Fund	3,938.89	4,600.00
360-222	Alcohol Education Grant—Federal Fund	1.30
360-224	Radiation Research Project III—Federal Fund	2,555.87	161,403.00
360-225	Rheumatic Fever Study—Federal Fund	1,600.00
360-226	Arteriosclerosis Study—Federal Fund	8,640.00
360-227	Coronary Heart Disease Research Project—Federal Fund	25,275.00
360-228	Continuity of Care—Strokes and Heart—Federal Fund	8,000.00
360-229	Homemakers Executive Development—Federal Fund	1,700.00
360-400	Rabies Control Program	89,929.00	190,724.18	392.23
360-500	Milbank Research Grant	13,725.00

* Denotes red figure.
S Denotes Supplemental.

New Jersey
and Expenditures—1960-61—As at June 30, 1961—Continued

Transfers To and From* Appropriations	Total Available	Net Disbursements	Obligations	Continuing Appropriation	Lapsed	Per Cent Expended and Obligated
\$400.00	\$1,332,892.86	\$1,117,795.40	\$97,125.26	\$79,423.12	\$38,549.08	91
.....	49,831.08	39,406.90	6,171.60	4,252.58	91
325.00	9,247.66	9,047.49	192.37	7.80	99
*325.00	32,865.78	27,437.33	1,308.61	4,119.84	87
.....	164,391.07	140,286.34	14,769.07	9,335.66	94
.....	26,222.04	13,583.71	3,302.77	9,335.56	64
.....	110,650.98	66,918.50	30,513.10	13,219.38	88
.....	76,468.37	34,053.18	33,444.75	8,970.44	88
.....	210,702.00	194,207.15	9,458.21	7,036.64	97
<hr/>	<hr/>	<hr/>	<hr/>	<hr/>	<hr/>	
\$400.00	\$2,013,271.84	\$1,642,736.00	\$196,285.74	\$128,664.38	\$45,585.72	91
<hr/>	<hr/>	<hr/>	<hr/>	<hr/>	<hr/>	
\$909.00	\$371,269.00	\$351,401.41	\$10,058.45	\$.....	\$9,809.14	97
7,045.00	2,205,931.12	1,754,958.05	242,456.46	181,858.87	26,657.74	91
*4,500.00	5,494.00	4,746.24	97.68	650.08	88
17,503.43	279,965.15	195,077.41	33,908.72	50,979.02	82
*17,503.43	2,494.95	2,494.95
*48,191.50	68,667.90	68,667.90
36,057.58	36,057.58	36,057.58
.....
.....	49,923.55	919.92	39.20	48,964.43	2
.....	83,039.79	33,590.78	748.18	48,700.83	41
12,133.92	12,133.92	12,133.92	100
<hr/>	<hr/>	<hr/>	<hr/>	<hr/>	<hr/>	
\$3,454.00	\$3,114,976.96	\$2,352,827.73	\$287,308.69	\$437,723.58	\$37,116.96	85
<hr/>	<hr/>	<hr/>	<hr/>	<hr/>	<hr/>	
\$.....	\$742,635.00	\$677,852.09	\$22,473.93	\$.....	\$42,308.98	94
.....	*111.50	111.50
<hr/>	<hr/>	<hr/>	<hr/>	<hr/>	<hr/>	
\$.....	\$742,635.00	\$677,740.59	\$22,585.43	\$.....	\$42,308.98	94
<hr/>	<hr/>	<hr/>	<hr/>	<hr/>	<hr/>	
\$.....	\$2,849,123.00	\$2,530,888.86	\$237,832.94	\$6.00	\$80,395.20	97
.....	717,760.53	524,942.42	175,058.62	17,759.49	98
.....	276,221.40	226,075.71	36,340.39	13,805.30	95
.....	30,157.92	22,917.50	3,993.94	3,246.48	89
.....	80,887.84	61,262.81	14,014.59	5,610.44	93
.....	1,957.90	1,957.90
.....	23,769.12	23,769.12
.....
.....	551.89	551.89
.....	22,013.53	12,983.36	883.12	8,147.05	63
.....	8,538.89	6,971.41	468.08	1,099.40	87
.....	1.30	1.30	100
.....	163,958.87	117,761.22	24,699.71	21,497.94	87
.....	1,600.00	1,597.30	2.70	99
.....	8,640.00	8,640.00	100
.....	25,275.00	8,952.24	16,322.76	100
.....	8,000.00	1,961.88	6,038.12	25
.....	1,700.00	1,058.70	641.00	.30	99
.....	281,045.41	91,255.01	11,928.60	177,861.80	37
.....	13,725.00	13,492.35	232.65	98

EXHIBIT "B"—Schedule II—Summary of Appropriations

Symbol	NAME OF ACCOUNT	1960-61 Original Appropriation	1960-61 Supplemental and Prior Years' Appropriations	Appropriated Revenue
374-100	Board of Barber Examiners	\$68,226.00	\$.....	\$.....
378-100	Crippled Children's Commission	206,446.00
378-200	Crippled Children's Federal Fund	37,410.11	287,186.03
378-500	Crippled Children's Miscellaneous Donations Fund
	TOTAL DEPARTMENT OF HEALTH...	\$3,213,718.00	\$335,113.93	\$1,565,363.81
	DEPARTMENT OF LABOR AND INDUSTRY:			
380-100	Division of Labor	\$1,333,557.00	\$.....	\$2,500.00
380-200	Federal Grant for Statistical Purposes	3,455.39	18,000.00
380-400	Wage and Hour Trust Fund	22,251.43	8,739.19
381-100	Division of Workmen's Compensation	843,504.00	919.38
381-200	Workmen's Compensation Rehabilitation Pilot Project Fund	12,866.71	11,191.29
381-400	Division of Workmen's Compensation (1% Compensation Tax Fund)	378,902.00	1,707,738.51	112,322.89
390-200	Division of Employment Security—General	77,856.51	14,049,481.94
391-400	Disability Insurance Service	1,334,903.00	190.62	85,178.79
392-200	Department of Labor and Industry Office Building —Reed Act Funds	5,519,195.78
393-400	Department of Labor and Industry Office Building —Unemployment Compensation Auxiliary Fund	5,839,874.75
394-100	State Board of Mediation	97,060.00
396-100	Rehabilitation Commission	1,874,235.00	12,137.98
396-200	Rehabilitation Commission—Federal Funds	139,528.17
396-201	O. A. S. I. Disability Determination Program Administration Expense	280.25	482,844.67
	TOTAL DEPARTMENT OF LABOR AND INDUSTRY	\$5,862,161.00	\$13,323,238.12	\$14,783,316.13
	DEPARTMENT OF CONSERVATION AND ECONOMIC DEVELOPMENT:			
410-100	Office of the Commissioner	\$251,753.00	\$.....	\$.....
410-101	Debt Service	2,720,125.00
420-100	Division of Planning and Development	4,876,173.00	2,989,370.21	1,461,549.28
420-201	Federal Aid—Inland Waterways
420-205	Federal Forest Fires Fund	13,964.89	99,731.08
420-206	Federal Forest Nursery Fund	1,987.22	5,439.42
420-207	Federal Farm Forestry Fund	16,268.14	20,870.47
420-208	Federal Soils Bank Act Fund	2,407.73
420-211	Federal Airport Grant Fund	515,028.89
420-212	Pequest Watershed Project—Federal Fund
420-215	Stony Brook Watershed—Forest Management Program—Federal Fund	753.20
420-216	Paulinskill Watershed Program—Federal Fund	1,199.46
420-217	Planning of Small Watersheds—Federal Fund	336.06
420-218	Study of Small Business Projects—Federal Fund I	1,501.95	6,000.00
420-219	Study of Small Business Projects—Federal Fund II	27,000.00
420-220	Forest Management Section—Agriculture Conserva- tion Program—Federal Funds	2,030.20
420-402	Morris Canal and Banking Company	49,393.00	33,378.42	4,516.82
420-409	New Jersey Pilot Commissioners	16,080.00	3,767.81
420-410	State Housing Bond Fund	4,577.96
420-413	State Share Beach Protection
420-500	Estate of Jean B. P. G. Hancock Fund	916.25
422-100	Veterans' Emergency Housing Fund	335.00
423-100	Disabled American Veterans National Convention —Atlantic City	\$ 25,000.00
424-100	Catholic War Veterans National Convention— Atlantic City	\$ 20,000.00
430-100	Division of Water Policy and Supply	405,514.00
430-400	Flood Damage—Delaware and Raritan Canal	84.82
430-401	Sedimentation Study—Stony Brook Watersheds...	6,250.00
430-600	Water Development Fund Payroll Clearing Account
440-100	Division of Shell Fisheries	245,901.00
450-400	Division of Fish and Game	1,334,380.00	320,982.61	98,505.96

* Denotes red figure.

S Denotes Supplemental.

New Jersey
and Expenditures—1960-61—As at June 30, 1961—Continued

Transfers To and From* Appropriations	Total Available	Net Disbursements	Obligations	Continuing Appropriation	Lapsed	Per Cent Expended and Obligated
\$.....	\$68,226.00	\$63,824.31	\$1,679.23	\$.....	\$2,722.46	96
.....	206,446.00	123,503.21	46,247.35	36,695.44	82
.....	324,596.14	184,975.79	68,916.25	70,704.10	78
.....
<u>\$.....</u>	<u>\$5,114,195.74</u>	<u>\$4,003,617.27</u>	<u>\$639,026.58</u>	<u>\$351,738.79</u>	<u>\$119,813.10</u>	<u>91</u>
\$35,235.15	\$1,371,292.15	\$1,291,273.74	\$39,516.49	\$.....	\$40,501.92	97
.....	21,455.39	14,645.53	562.57	6,247.29	71
.....	30,990.62	30,990.62
*15,094.91	829,328.47	778,503.27	29,061.24	21,763.96	97
.....	24,058.00	14,458.77	630.28	8,968.95	63
.....	2,198,963.40	558,414.53	343.14	1,640,205.73	25
.....	14,127,338.45	12,719,156.72	955,902.58	452,279.15	97
.....	1,420,272.41	1,364,461.37	55,811.04	100
.....	5,519,195.78	706,800.91	5,977.63	4,806,417.24	13
.....	5,839,874.75	489,183.48	1,887.67	5,348,803.60	8
*11,992.80	85,067.20	79,453.74	2,611.01	3,002.45	96
.....	1,886,372.98	1,568,013.64	161,519.22	156,840.12	92
.....	139,528.17	56,465.57	42,178.28	40,884.32	71
.....	483,124.92	456,497.89	20,554.52	6,072.51	99
<u>\$8,147.44</u>	<u>\$33,976,862.69</u>	<u>\$20,097,329.16</u>	<u>\$1,316,555.67</u>	<u>\$12,340,869.41</u>	<u>\$222,108.45</u>	<u>63</u>
\$4,025.00	\$255,778.00	\$237,320.63	\$17,368.49	\$.....	\$1,088.88	99
.....	2,720,125.00	2,720,125.00	100
13,546.00	9,340,638.49	5,056,468.99	863,281.77	3,415,642.76	5,244.97	63
.....	113,695.97	75,828.46	24,943.31	12,924.20	89
.....	7,426.64	1,989.79	207.20	5,229.65	30
.....	37,138.61	30,323.97	2,239.44	4,575.20	88
.....	2,407.73	1,660.95	746.78	69
.....	515,028.89	515,028.89	100
.....
.....	753.20	753.20	100
.....	1,199.46	1,199.46	100
.....	336.06	69.80	266.26	100
.....	7,501.95	915.00	6,586.95	12
.....	27,000.00	24,375.00	2,625.00	90
.....	2,030.20	625.00	1,405.20	31
.....	87,288.24	43,727.98	13,851.52	29,708.74	66
.....	19,847.81	16,626.46	3,221.35	100
.....	4,577.96	4,577.96	...
.....
.....	916.25	331.00	585.0025	99
.....	335.00	*5.00	5.00	335.00	...
.....	25,000.00	25,000.00	100
.....	20,000.00	7,500.00	12,500.00	100
*33,308.00	372,206.00	330,745.02	38,902.76	2,558.22	99
.....	84.82	84.82
.....	6,250.00	5,208.33	1,041.67	100
.....	*868.96	868.96
*9,400.00	236,501.00	217,869.47	13,307.47	5,324.06	98
.....	1,753,868.57	1,328,059.95	142,665.18	283,143.44	84

EXHIBIT "B"—Schedule II—Summary of Appropriations

Symbol	NAME OF ACCOUNT	1960-61 Original Appropriation	1960-61 Supplemental and Prior Years' Appropriations	Appropriated Revenue
451-400	Public Shooting and Fishing	\$259,127.00	*\$86,398.75	\$199,353.90
460-100	Division of Veterans' Services	391,635.00
472-100	State Mosquito Control Commission	250,000.00	793.88
	TOTAL DEPARTMENT OF CONSERVA- TION AND ECONOMIC DEVELOP- MENT	\$10,800,081.00	\$3,299,835.33 S 45,000.00	\$2,452,667.55
	DEPARTMENT OF EDUCATION:			
500-100	Commissioner's Office	\$948,266.00	\$4,503.50	\$20,860.00
500-101	Debt Service	3,531,688.00
500-115	Administration of Industrial Education, Manual Training and Vocational Schools—Smith-Hughes Program	83,470.00
500-116	Administration of Industrial Education, Manual Training and Vocational Schools—George-Barden Program	163,344.00
500-118	State's Share—Titles III, V, X—National Defense Educational Act, 1958
500-119	State's Share—Title VIII—National Defense Educational Act, 1958
500-125	State Competitive Scholarships	1,283,984.00	233,761.15
500-200	Federal Food Lunch Program	1,653,087.00
500-201	Federal—Special School Milk Program	2,206,534.00
500-202	Vocational Education—George-Barden Fund— Practical Nurse Training	1,079.00	126,256.34
500-203	Graduate Fellowship for Mentally Retarded Children—Federal Fund	7,350.00
500-215	Vocational Education—Smith-Hughes—Federal Fund	167,601.79
500-216	Vocational Education—George-Barden—Federal Funds	433,565.70
500-218-219	Federal Fund—National Defense Educational Act, 1958	300,571.01	1,628,847.75
500-412	Veterans' Education Fund	584.91
500-500	W. T. Grant Foundation Child and Youth Study Program	9,269.31	23,605.00
500-501	Ford Foundation Grant for Liberal Adult Educa- tion Program
500-502	Camille and Henry Dreyfus Foundation Fund	79,923.14
520-100	Division of the State Library, Archives and His- tory	360,865.00	8,233.17
520-200	Extension of Public Library Services to Rural Areas—Federal Fund	18,877.41	103,153.00
530-100	Division of State Museum	119,113.00	57.51	2,467.05
530-200	Archeological Research Project—Federal Fund	547.97	1,252.00
540-100	Division Against Discrimination	133,947.00
	State Colleges			
550-100	Glassboro State College	1,435,287.00	74,913.20	226,893.46
550-200	National Defense Educational Act—Student Loan Fund	9,301.23	27,830.70
550-400	Student Activities Fund
551-100	Jersey City State College	1,034,475.00	27,797.51	172,460.21
551-200	National Defense Educational Act—Student Loan Fund	29,000.00
551-400	Student Activities Fund
552-100	Newark State College	1,250,444.00	112,809.70	366,918.60
552-200	Research Project Mentally Retarded—Federal Fund	250.00
552-201	National Defense Educational Act—Student Loan Fund	2,365.55	29,183.29
552-202	Research Project—Carbon Dioxide Fixation in Invertebrates	2,557.23
552-203	Graduate Program—Mentally Retarded—Federal Fund	3,786.30	10,200.00
552-400	Student Activities Fund

* Denotes red figure.

S Denotes Supplemental.

New Jersey
and Expenditures—1960-61—As at June 30, 1961—Continued

Transfers To and From* Appropriations	Total Available	Net Disbursements	Obligations	Continuing Appropriation	Lapsed	Per Cent Expended and Obligated
\$.....	\$372,082.15	\$319,827.98	\$32,999.51	\$19,254.66	\$.....	95
25,137.00	416,772.00	399,572.48	16,640.43	559.09	99
.....	250,793.88	250,000.00	793.88	99
<hr/>	<hr/>	<hr/>	<hr/>	<hr/>	<hr/>	
\$.....	\$16,597,583.88	\$11,585,278.85	\$1,209,895.32	\$3,759,198.35	\$43,211.36	77
<hr/>	<hr/>	<hr/>	<hr/>	<hr/>	<hr/>	
\$47,280.84	\$1,020,910.34	\$958,919.49	\$50,500.32	\$.....	\$11,490.53	99
.....	3,531,688.00	3,531,687.5050	99
2,725.00	86,195.00	84,065.45	1,990.24	139.31	99
*3,325.00	160,019.00	140,317.16	12,401.33	7,300.51	95
75,079.00	75,079.00	40,812.59	18,316.79	8,976.35	6,973.27	79
20,021.00	20,021.00	6,894.12	876.08	12,250.80	39
.....	1,517,745.15	1,113,920.70	3,525.92	400,298.53	74
.....	1,653,087.00	1,280,207.28	372,879.72	100
.....	2,206,534.00	1,751,033.27	455,500.73	100
.....	127,335.34	40,000.00	87,335.34	100
.....	7,350.00	7,350.00	100
.....	167,601.79	1,098.79	166,503.00	100
.....	433,565.70	40,851.18	392,714.52	100
.....	1,929,418.76	1,563,452.98	91,282.07	274,683.71	86
.....	584.91	584.91	100
.....	32,874.31	28,523.26	94.65	4,256.40	87
.....	79,923.14	20,578.83	796.82	58,547.49	27
.....	369,098.17	336,345.12	13,947.76	3,233.17	15,572.12	95
.....	122,030.41	97,856.05	11,562.29	12,612.07	90
.....	121,637.56	110,986.96	9,473.88	1,176.72	99
.....	1,799.97	1,033.47	766.50	57
.....	133,947.00	122,083.87	7,634.25	4,228.88	97
29,168.07	1,766,261.73	1,529,783.33	82,429.62	90,276.31	63,772.47	91
2,899.99	40,031.92	33,180.00	6,851.92	83
25,078.00	1,259,810.72	1,122,357.35	86,921.86	37,910.38	12,621.13	96
3,222.00	32,222.00	30,900.00	1,322.00	100
34,460.00	1,764,632.30	1,531,616.39	59,261.34	166,201.45	7,553.12	90
.....	250.00	250.00	100
3,229.00	34,777.84	33,940.00	837.84	98
.....	2,557.23	2,557.23	100
.....	13,986.30	9,857.31	4,128.99	70
.....	*20.00	20.00

EXHIBIT "B"—Schedule II—Summary of Appropriations

Symbol	NAME OF ACCOUNT	1960-61 Original Appropriation	1960-61 Supplemental and Prior Years' Appropriations	Appropriated Revenue
553-100	Paterson State College	\$1,344,305.00	\$135,460.85	\$246,920.49
553-200	National Defense Educational Act—Student Loan Fund	4,442.11	17,752.00
553-400	Student Activities Fund	68,420.00
554-100	Montclair State College	2,068,979.00	70,985.02	342,305.98
554-200	National Science Foundation—Federal Fund	7,794.17	96,930.00
554-201	National Defense Educational Act—Student Loan Fund	1,889.89	69,394.56
554-400	Student Activities Fund	29.15
555-100	Trenton State College	2,054,658.00	78,744.61	468,865.18
555-200	National Defense Educational Act—Student Loan Fund	4,888.31	43,670.00
555-201	Atomic Energy Commission—Federal Fund	6,000.00
555-400	Student Activities Fund	328.65	349.75
594-100	New Jersey State Colleges—Roads and Parking Construction	150,000.00	1,511,833.96
	Total State Colleges	\$9,338,148.00	\$2,049,927.44	\$2,223,344.22
560-100	New Jersey School for the Deaf	\$1,096,814.00	\$1,474.14	\$11,845.00
562-200	National Science Foundation—Federal Fund	32,400.00
562-400	New Jersey School of Conservation—Lake Wapalanne	89,187.00	13,606.64	22,459.72
	State University			
570-100	Rutgers University, The State University of New Jersey—General University	9,530,771.00	1,042,170.26
571-100	Douglass College	1,610,574.00	88,198.59
572-100	Agricultural Experiment Station	2,824,105.00	75,000.00
572-200	Federal Appropriation for Agricultural College	118,233.27
573-100	Scholarships	300,000.00
	Total State University	\$14,265,450.00	\$1,205,368.85	\$118,233.27
574-100	Newark College of Engineering and Newark Technical School	\$1,301,957.00	\$.....	\$.....
594-600	Payroll Clearing Account (Teachers College Build- ing Construction Fund)
595-100	Teachers' Pension and Annuity Fund	36,726,931.00
597-600	Payroll Clearing Account (Higher Education Fund)
	TOTAL DEPARTMENT OF EDUCATION	\$69,443,164.00	\$3,927,200.24	\$8,783,446.75
580-100	STATE AID TO COUNTIES AND MUNICI- PALITIES AND SCHOOL DISTRICTS	\$97,867,436.00	\$524,755.54	\$.....
	STATE HIGHWAY DEPARTMENT:			
610-100	General	\$20,022,992.00	\$549,378.32	\$593,411.97
610-101	Debt Service	2,885,933.00
611-100	Roads and Approaches	545,971.56	408,524.41
612-100	Construction of State Highway System	45,348,042.00	164,303,916.36	75,114,814.35
613-200	Federal—Secondary and Feeder Roads	4,165,787.19	4,895,579.61
614-100	Division of Planning, Traffic and Economics	83,165.87	71,771.18
615-100	Delaware River Joint Toll Bridge Commission— Flood Damage	285,490.63	42,088.71
617-200	Defense Access Roads—Federal	76,400.00
620-100	State Aid to Counties and Municipalities	17,088,981.00	4,937,015.62	1,115.00
621-100	State Aid to Counties and Municipalities—Flood Damage	155,196.00
622-100	Pennsylvania-New Jersey Scudder's Falls Bridge..	229,759.89
630-100	Division of Railroad Transportation	200,000.00	78,715.49
	TOTAL STATE HIGHWAY DEPARTMENT	\$85,545,948.00	\$175,335,396.93	\$81,203,705.23

* Denotes red figure.

S Denotes Supplemental.

New Jersey
and Expenditures—1960-61—As at June 30, 1961—Continued

Transfers To and From* Appropriations	Total Available	Net Disbursements	Obligations	Continuing Appropriation	Lapsed	Per Cent Expended and Obligated
\$54,419.00	\$1,781,105.34	\$1,407,801.42	\$109,559.46	\$170,278.65	\$93,465.81	85
.....	22,194.11	20,925.00	1,269.11	94
.....	68,420.00	68,420.00	100
61,790.00	2,544,060.00	2,147,138.91	174,710.14	143,223.27	78,987.68	91
.....	104,724.17	42,055.94	58,208.79	4,459.44	96
.....	71,284.45	70,422.45	862.00	99
.....	29.15	11.15	18.00	38
52,161.11	2,654,428.90	2,244,219.64	183,354.30	205,649.76	21,205.20	91
4,799.89	53,358.20	53,020.00	338.20	99
.....	6,000.00	6,000.00	100
.....	678.40	652.00	26.40	96
.....	1,661,833.96	846,630.40	590,112.15	225,091.41	86
<u>\$271,227.06</u>	<u>\$13,882,646.72</u>	<u>\$11,201,718.52</u>	<u>\$1,345,899.66</u>	<u>\$1,057,423.13</u>	<u>\$277,605.41</u>	90
\$9,730.00	\$1,119,863.14	\$1,064,954.65	\$53,595.77	\$875.71	\$437.01	99
.....	32,400.00	23,255.20	9,144.80	72
.....	125,253.36	100,333.16	5,866.57	19,053.63	85
179,599.00	10,752,540.26	10,053,739.90	698,800.36	94
23,034.00	1,721,806.59	1,717,772.05	4,034.54	99
45,824.00	2,944,929.00	2,879,917.51	64,695.00	316.49	99
.....	118,233.27	118,233.27	100
.....	300,000.00	300,000.00	100
<u>\$248,457.00</u>	<u>\$15,837,509.12</u>	<u>\$15,069,662.73</u>	<u>\$64,695.00</u>	<u>\$703,151.39</u>	<u>.....</u>	96
\$24,741.00	\$1,326,698.00	\$1,326,697.21	\$.....	\$.....	\$79	99
.....
.....	36,726,931.00	35,269,456.10	39.73	1,457,435.17	96
.....
<u>\$695,935.90</u>	<u>\$82,849,746.89</u>	<u>\$75,334,095.64</u>	<u>\$3,168,017.35</u>	<u>\$4,010,458.05</u>	<u>\$337,175.85</u>	95
*\$307,312.90	\$98,084,878.64	\$97,476,928.76	\$68,408.22	\$500,945.15	\$38,596.51	99
\$788,906.47	\$21,954,688.76	\$17,801,853.50	\$3,923,938.48	\$228,896.78	\$.....	99
.....	2,885,933.00	2,885,932.5050	99
.....	954,495.97	32,112.82	581,274.19	341,108.96	64
*9,687,732.57	275,079,040.14	23,392,754.49	155,415,043.91	91,126,241.74	5,145,000.00	65
.....	9,061,366.80	1,589,647.66	5,101,315.60	2,370,403.54	74
1,435,947.00	1,590,884.05	1,102,724.00	71,235.57	416,924.48	74
.....	328,579.34	23,855.14	242,279.21	62,444.99	81
.....	76,400.00	61,400.00	15,000.00	80
14,472.10	22,041,583.72	8,501,995.85	13,428,366.92	111,220.95	99
.....	155,196.00	155,196.00	100
.....	229,759.89	229,759.89	100
7,000,000.00	7,278,715.49	3,148,499.90	1,841,913.69	2,288,301.90	69
<u>*\$448,407.00</u>	<u>\$341,636,643.16</u>	<u>\$58,479,375.86</u>	<u>\$181,051,723.46</u>	<u>\$96,960,543.34</u>	<u>\$5,145,000.50</u>	70

EXHIBIT "B"—Schedule II—Summary of Appropriations

Symbol	NAME OF ACCOUNT	1960-61 Original Appropriation	1960-61 Supplemental and Prior Years' Appropriations	Appropriated Revenue
DEPARTMENT OF INSTITUTIONS AND AGENCIES:				
700-100	Administration—General	\$792,369.00	\$.....	\$.....
700-101	White House Conference on Children and Youth	2,588.00
700-103	Institutional Control Account
700-104	Miscellaneous Urgent Capital Items	129,645.89	3,000.00
700-105	Roads and Approaches	75,000.00
700-106	Institution Construction Chapter 157, P. L. 1960...	S 4,300,000.00	288,848.12
700-110	Debt Service	4,479,340.00
700-200	Federal Hospital Survey and Construction Fund	222.65
700-201	Federal Aid—Mental Hygiene Clinics	140,800.00
700-202	Federal Aid for Construction of Government and Voluntary Non-Profit Hospitals	2,186,416.92
700-203	Federal Aid—Mental Hygiene Clinics—Educa- tional Program	34,358.00
700-204	Division of Mental Health and Hospitals, Psychiatric Administrators Control	4,260.00
700-400	Institution Construction Fund Bond Account	57,842.09
700-500	Governor's Study Commission—Organizational Structure—Department of Institutions and Agencies	61.77
700-501	Social Science Research Fund—Russell Sage Foundation	3,823.56
700-502	Grant in Aid—Pharmacology Section N. J. N. P. I.
700-503	Turrell Fund—Residential Treatment Center for Delinquent Girls	2,910.78
700-600	Payroll Clearing Account
710-100	N. J. Home for Disabled Soldiers, Menlo Park ...	189,440.00	2,707.68
711-100	New Jersey Home for Disabled Soldiers, Vineland	352,839.00	13,470.78
720-100	New Jersey State Parole Board	58,810.00
725-300	Division of State Use	294,137.01	1,901,614.66
730-100	Division of Correction and Parole	830,799.00	690.00
730-500	Group Rehabilitation Project (The Ford Founda- tion)	45,000.00
731-100	New Jersey State Prison, Trenton	2,086,539.00	31,194.92	63,648.77
732-100	State Prison Farm, Rahway	1,391,716.00	37,911.33	12,807.75
733-100	State Prison Farm, Leesburg	403,521.00	7,842.70	149,841.10
734-100	New Jersey Reformatory, Bordentown	1,473,317.00	74,806.00	75,918.65
737-100	New Jersey Reformatory for Women, Clinton ...	895,559.00	43,589.54	2,352.30
738-100	New Jersey Reformatory, Annandale	1,207,361.00	38,781.23	69,135.43
740-100	State Home for Boys, Jamesburg	1,638,000.00	384,908.04	9,652.80
741-100	State Home for Girls	733,793.00	42,647.20
741-500	State Home for Girls—Psychiatric Study Fund	33.36
743-100	Residential Group Center—Highfields	45,937.00	492.75
745-100	Residential Group Center—Warren	41,539.00	13,879.42
747-100	Residential Group Center—Turrell	36,569.00	10,081.35
750-100	Division of Welfare—Bureau of Assistance	571,737.00	490.00
750-105	Study of Old Age Assistance Recipients Place- ments—Nursing Homes	10,000.00
752-100	Commission for the Blind	1,024,561.00	10,641.32
752-200	Federal Subsidy for the Blind	16,959.73	567,908.65
752-201	Federal Subsidy for Rehabilitation of Blind	25,039.77	183,130.31
753-100	State Board of Child Welfare	1,551,889.00	18,015.50
753-200	Federal Child Welfare Service Fund	39,596.24	283,441.36
753-300	Revolving Fund	182,348.00	813,719.31
753-500	Frances Day Fund—Training Program
760-100	Division of Mental Retardation	215,885.00
762-100	Vineland State School	2,958,790.00	252,461.47	12,093.56
762-200	Research Laboratory Construction—Federal Fund.	498.00
762-201	Federal Aid—National Institute Mental Health Research Project	144.34
762-500	Remodeling Psychological Institute	2,500.00
763-100	North Jersey Training School—Totowa	1,813,821.00	102,092.21	100.00
764-100	State Colony, Woodbine	1,892,375.00	65,929.23	272.80
765-100	State Colony, New Lisbon	1,727,660.00	39,519.83	5,251.27
766-101	Woodbridge State School
768-100	Edward R. Johnstone Training and Research Center	928,067.00	18,264.34	507.10
768-200	Rehabilitation Research Project—Federal Fund	2,352.56	39,150.19

* Denotes red figure.

S Denotes Supplemental.

New Jersey
and Expenditures—1960-61—As at June 30, 1961—Continued

Transfers To and From* Appropriations	Total Available	Net Disbursements	Obligations	Continuing Appropriation	Lapsed	Per Cent Expended and Obligated
\$9,625.00	\$801,994.00	\$760,299.11	\$25,951.24	\$1,024.43	\$14,719.22	98
10,980.00	13,568.00	9,200.53	929.10	3,438.37	75
271.00	271.00	271.00	...
*24,499.99	108,145.90	108,145.90
*75,000.00
*788,483.00	3,800,365.12	3,800,365.12
.....	4,479,340.00	4,479,340.00	100
.....	222.65	201.18	21.47	90
7,448.55	148,248.55	121,317.19	26,931.36	100
.....	2,186,416.92	2,186,416.92	100
*7,448.55	26,909.45	24,561.90	2,347.55	100
.....	4,260.00	4,260.00	100
9,438.79	67,280.88	27,991.89	245.45	39,043.54	42
.....	61.77	61.77	100
.....	3,823.56	3,481.50	342.06	91
2,809.55	2,809.55	1,634.70	1,100.20	74.65	97
.....	2,910.78	1,692.33	1,218.45	58
.....
15,686.00	207,833.68	188,660.44	6,730.58	9,307.21	3,135.45	94
19,335.00	385,644.78	324,067.25	19,241.22	38,628.60	3,707.71	89
905.00	59,715.00	58,295.81	1,216.66	202.53	99
47.50	2,195,799.17	1,849,668.85	89,207.99	256,922.33	88
*2,220.00	829,269.00	779,228.42	18,590.51	31,450.07	96
.....	45,000.00	11,532.25	7,757.67	25,710.08	43
53,349.00	2,234,731.69	2,071,490.84	105,081.83	35,447.51	22,711.51	97
130,253.00	1,572,688.08	1,342,448.97	80,458.23	142,403.64	7,377.24	90
33,373.00	594,577.80	527,743.08	38,979.58	21,650.83	6,204.31	95
12,912.50	1,636,954.15	1,358,493.14	97,089.20	173,844.98	7,526.83	90
3,520.00	945,020.84	864,383.28	32,142.71	42,897.23	5,597.62	95
42,540.00	1,357,817.66	1,257,927.17	69,681.61	24,923.06	5,285.82	98
93,070.00	2,125,630.84	1,426,737.25	355,201.91	338,252.19	5,439.49	84
41,177.99	817,618.19	780,039.00	25,563.88	5,883.91	6,131.40	99
.....	33.36	33.36
1,462.00	47,891.75	43,014.82	1,093.29	696.47	3,087.17	92
*3,245.00	52,173.42	32,486.17	3,338.14	10,633.61	5,715.50	69
*5,570.00	41,080.35	20,165.28	8,296.81	2,572.18	10,046.08	69
*9,006.00	563,221.00	521,261.83	22,424.86	19,534.31	97
.....	10,000.00	10,000.00	100
3,010.00	1,038,212.32	908,401.44	94,386.01	10,743.31	24,681.56	97
.....	584,868.38	508,648.27	55,731.17	20,488.94	96
.....	208,170.08	147,633.55	55,616.10	4,920.43	98
7,123.50	1,577,028.00	1,474,407.07	58,244.07	4,114.25	40,262.61	97
.....	323,037.60	252,501.76	33,632.41	36,903.43	89
.....	996,067.31	785,923.59	4,969.68	205,174.04	79
.....
*2,220.00	213,665.00	203,133.66	5,547.83	4,983.51	98
*31,059.00	3,192,286.03	2,861,941.55	199,021.20	96,605.99	34,717.29	96
.....	498.00	498.00	100
.....	144.34	144.34
.....	2,500.00	2,500.00
18,805.00	1,934,818.21	1,693,470.63	118,306.81	102,968.23	20,072.54	94
20,321.00	1,978,898.03	1,698,345.00	85,826.42	165,607.56	29,119.05	90
278,485.85	2,050,916.95	1,456,351.53	82,171.64	432,782.95	79,610.83	75
478,790.00	478,790.00	550.00	23,320.00	454,920.00	5
*7,527.00	939,311.44	854,334.75	31,906.90	28,580.02	24,489.77	94
.....	41,502.75	36,825.27	3,294.83	1,382.65	97

EXHIBIT "B"—Schedule II—Summary of Appropriations

Symbol	NAME OF ACCOUNT	1960-61 Original Appropriation	1960-61 Supplemental and Prior Years' Appropriations	Appropriated Revenue
768-201	Teaching Machine—Federal Fund	\$	\$23,132.44	\$60,000.00
770-100	Division of Mental Health	429,479.00	334.62	2,809.55
777-100	New Jersey State Hospital, Greystone Park	9,705,970.00	741,871.88	19,212.68
779-100	New Jersey State Hospital, Trenton	8,065,137.00	87,029.91	33,658.97
781-100	New Jersey State Hospital, Marlboro	5,638,723.00	107,663.11	27,519.83
783-100	New Jersey State Hospital, Ancora	4,801,263.00	13,963.70	235.55
785-100	N. J. Neuropsychiatric Institution	3,485,957.00	59,565.98	52,160.59
790-100	Arthur Brisbane Child Treatment Center	363,270.00	3,824.85
792-100	Diagnostic Center	678,327.00	6,135.34
794-100	New Jersey Sanatorium for Chest Diseases—Glen Gardner	1,291,757.00	17,536.35	310.00
TOTAL DEPARTMENT OF INSTITU- TIONS AND AGENCIES		\$63,877,116.00	\$3,029,180.77 S 4,300,000.00	\$7,102,134.22
DEPARTMENT OF INSTITUTIONS AND AGENCIES (STATE AID):				
750-101	State Aid—Old Age Assistance	\$6,650,000.00	\$6,584.49	\$
750-102	Recoveries—Old Age Assistance	226,154.62	915,462.02
750-103	State Aid—General Assistance	5,250,000.00	S 278,600.00	44,210.75
750-104	State Aid—Disability Assistance	2,315,000.00	22,915.88
750-200	Federal Aid—Old Age Assistance	299,713.26	10,504,314.61
750-201	Federal Aid—Administration Expenses—Old Age Assistance
750-202	Federal Aid—Old Age Assistance—To Counties for Administration Expenses	8,749.80
750-203	Federal Aid—Disability Assistance	211,580.08	3,891,331.30
753-101	State Aid—Child Care	2,282,520.00
753-102	State Aid—Assistance for Dependent Children	7,815,000.00	666.95	103.69
753-201	Federal Aid—Child Care	S 825,000.00
753-202	Federal Aid—Assistance for Dependent Children	15,917,480.87
770-101	County Mental Hospitals	4,960,000.00	339,787.82
770-110	County Tuberculosis Hospitals	395,000.00	46,685.73
770-140	State Aid—Community Mental Health Service	975,000.00	38,735.16
TOTAL DEPARTMENT OF INSTITU- TIONS AND AGENCIES (STATE AID)		\$30,642,520.00	\$1,201,573.79 S 1,103,600.00	\$31,272,903.24
INTERSTATE AND TEMPORARY COMMISSIONS:				
810-100	South Jersey Port Commission	\$40,281.00	\$	\$
811-100	Palisades Interstate Park Commission	515,252.00	S 36,000.00
812-100	Delaware River Joint Toll Bridge Commission ..	284,874.00
813-100	New Jersey Tercentenary Commission	60,000.00	14,311.50
814-100	Interstate Sanitation Commission	46,500.00
815-100	Civil War Centennial Commission	20,000.00
TOTAL INTERSTATE AND TEMPORARY COMMISSIONS		\$966,907.00	\$14,311.50 S 36,000.00	\$
INTER AND NON-DEPARTMENTAL ITEMS:				
840-100-302	Telephone and Telegraph	\$	\$	\$
840-100-304	Insurance	8,000.00
840-100-321	Postage
840-100-340	Rent: Office and Building	2,397,503.00
841-100	Pensions, Contributions to State Pension Funds, and Social Security Taxes	12,114,267.00	1,310,580.89
842-100	Consolidated Police and Firemen's Pension Fund ..	4,390,510.00
843-100	State Emergency Fund	200,000.00
844-100	Salary Increments and Adjustments	397,000.00
845-100	Other Employee Benefits	210,000.00

* Denotes red figures.

S Denotes Supplemental.

EXHIBIT "B"—Schedule II—Summary of Appropriations

Symbol	NAME OF ACCOUNT	1960-61 Original Appropriation	1960-61 Supplemental and Prior Years' Appropriations	Appropriated Revenue
846-100	Unclaimed Wages Account	\$	\$	\$
847-100	Unclaimed Inmates and Patients Account
848-100	Conscience Account
	TOTAL INTER AND NON-DEPART- MENTAL ITEMS	\$19,709,280.00	\$.....	\$1,318,580.89
	TOTAL EXECUTIVE BRANCH	\$426,736,132.00	\$202,865,457.18 S 5,548,757.62	\$171,189,305.62
	JUDICIAL BRANCH:			
870-100	The Judiciary	\$2,327,493.00	\$..... S 691.59	\$.....
871-100	Judiciary	989,834.00	361.71 S 42,000.00
	TOTAL JUDICIAL BRANCH	\$3,317,327.00	\$361.71 S 42,691.59	\$.....
	RECAPITULATION:			
	TOTAL LEGISLATIVE BRANCH	\$1,730,110.00	\$128,863.87	\$.....
	TOTAL EXECUTIVE BRANCH	426,736,132.00	202,865,457.18 S 5,548,757.62	171,189,305.62
	TOTAL JUDICIAL BRANCH	3,317,327.00	361.71 S 42,691.59
	GRAND TOTALS	\$431,783,569.00	\$202,994,682.76 S 5,591,449.21	\$171,189,305.62

* Denotes red figures.
S Denotes Supplemental.

New Jersey
and Expenditures—1960-61—As at June 30, 1961—Continued

Transfers To and From* Appropriations	Total Available	Net Disbursements	Obligations	Continuing Appropriation	Lapsed	Per Cent Expended and Obligated
\$	\$	\$	\$	\$	\$
.....
.....
<u>\$22,317.21</u>	<u>\$21,050,178.10</u>	<u>\$18,481,283.38</u>	<u>\$205,942.86</u>	<u>\$1,293,986.25</u>	<u>\$1,068,965.61</u>	89
*\$1,200.00	\$806,338,452.42	\$466,930,774.78	\$197,813,827.18	\$132,552,486.49	\$9,041,363.97	82
.....
\$	\$2,328,184.59	\$2,161,454.37	\$89,855.43	\$	\$76,874.79	97
.....	1,032,195.71	329,159.55	683,036.16	20,000.00	98
<u>\$</u>	<u>\$3,360,380.30</u>	<u>\$2,490,613.92</u>	<u>\$772,891.59</u>	<u>\$20,000.00</u>	<u>\$76,874.79</u>	97
.....
\$1,200.00	\$1,860,173.87	\$1,418,023.21	\$288,763.34	\$96,841.14	\$56,546.18	92
*1,200.00	806,338,452.42	466,930,774.78	197,813,827.18	132,552,486.49	9,041,363.97	82
.....	3,360,380.30	2,490,613.92	772,891.59	20,000.00	76,874.79	97
<u>\$</u>	<u>\$811,559,006.59</u>	<u>\$470,839,411.91</u>	<u>\$198,875,482.11</u>	<u>\$132,669,327.63</u>	<u>\$9,174,784.94</u>	83

State of New Jersey
 EXHIBIT "B"—Schedule III
 Analysis of General Treasury Surplus
 For Fiscal Year Ended June 30, 1961

The State had available surplus in the General Treasury on July 1, 1960		\$3,773,206.55
Appropriation balances of prior years were lapsed in the sum of		209,720.95
Repayments on account of loans by the State were made by:		
Apple Tax Account		12,500.00
Asparagus Tax Account		15,000.00
Morris Canal Account		1,017.98
Anticipated revenues earned were (Schedule I).....		425,433,930.91
OR TOTAL CREDITS OF		\$429,445,376.39
Appropriations for the current fiscal year were	\$431,783,569.00	
The accounts for deferred credits and charges were adjusted for	7,507.00	
Supplemental and special appropriations were	5,635,072.99	
OR A TOTAL OF	\$437,426,148.99	
Current year's appropriation balances lapsed were	9,174,784.94	
OR TOTAL CHARGES OF.....		428,251,364.05
Leaving an available surplus at June 30, 1961, of		\$1,194,012.34

State of
EXHIBIT "C"—Comparative
 Dedicated, Trust

	Cash	Investments
Old Bond and Interest Trust Fund	\$4,167.26	\$50,000.00
Unemployment Compensation Auxiliary Fund	112,780.77	6,095,000.00
Unemployment Compensation Tax Fund	17,202,457.39
State Disability Benefits Fund	3,407,715.93	100,153,500.00
School Fund	470,904.85	17,949,950.00
1837 Surplus Revenue Fund	28,502.95	752,500.00
Veterans' Guaranteed Loan Fund	11,103.47	878,000.00
Institution Construction Bond Fund	1,434.75	20,000.00
State 1952 Institution Construction Fund	39,357.53	250,000.00
School Building Aid—Capital Reserve Fund	9,756.32	1,430,000.00
State Higher Education Fund	551,870.12	65,635,000.00
State Teachers College Construction Fund	2,743.19	215,000.00
Grade Crossing Elimination Fund	223,965.21	465,000.00
State Water Development Fund	2,053,149.14	36,180,000.00
Unclaimed Bank Deposits Escheat Fund	22,358.65	490,000.00
Unclaimed Life Insurance Escheat Fund	9,614.89	15,000.00
Unclaimed Personal Property Trust Fund	2,831,178.83
Motor Vehicle Liability Security Fund	36,833.14	9,328,000.00
Stock Workmen's Compensation Security Fund	10,681.57	3,805,000.00
Mutual Workmen's Compensation Security Fund	9,117.90	1,246,000.00
Motor Vehicle Security Responsibility Fund	831,398.22
Unsatisfied Claim and Judgment Fund	856,071.91	6,305,000.00
Special Railroad Deposits	1,142.03	25,000.00
Old Outstanding Checks Account	65,930.39
State Society of the Battleship New Jersey	2,460.48	9,000.00
Employees' Social Security Deductions Fund	780,313.61
Withholding Tax Fund	712,176.21
Employees' Savings Bond Deductions Fund	77,480.43
Employees' Hospitalization Deductions Fund	1,536.48
Employees' Miscellaneous Deductions Fund	155.51
Employees' Pension and Social Security Deductions Fund	13,590.79
Total Dedicated and Trust Funds	\$30,381,949.92	\$251,296,950.00
Consolidated Police and Firemen's Pension Fund	\$1,066,803.62	\$50,512,570.27
Police and Firemen's Retirement Fund	859,440.84	79,588,784.95
Prison Officers' Pension Fund	19,106.91	417,000.00
State Police Retirement Fund	127,588.75	5,413,000.00
Teachers' Pension and Annuity Fund	3,563,261.16	407,096,275.79
Public Employees' Retirement System Fund	6,063,948.69	188,512,357.44
Pension Increase Fund	115,709.75
Social Security Agency Fund	1,612.51
Social Security Agency Administration Account	1,349.57
Total Pension Funds	\$11,818,821.80	\$731,539,988.45
Grand Total All Funds	\$42,200,771.72	\$982,836,938.45

- (1) Funds in hands of U. S. Treasurer.
- (2) Includes \$2,076,306.17 cost of notes in default.
- (3) For paying future Unemployment Compensation Claims.
- (4) For paying future Temporary Disability Claims.

* Denotes red figures.

New Jersey
 Balance Sheet—As at June 30, 1961
 and Pension Funds

Other Assets	Total Assets	Liabilities	Reserve for Dedicated and Trust Purposes	
			June 30, 1961	June 30, 1960
\$.56	\$54,167.82	\$32,984.37	\$21,183.45	\$19,575.67
6,162.04	6,213,942.81	6,213,942.81	5,540,471.30
308,947,097.29(1)	326,149,554.68	326,149,554.68(3)	332,840,080.81
165,710.17	103,726,926.10	358,088.68	103,368,837.42(4)	100,849,416.83
925,364.52	19,346,219.37	189,990.96	19,156,228.41	18,425,188.37
7,038.82	788,041.77	23,371.33	764,670.44	764,670.44
2,081,764.44(2)	2,970,867.91	2,970,867.91	4,999,078.92
5.96	21,440.71	21,372.49	68.22	7,101.42
*377.33	288,980.20	58,388.80	230,591.40	348,870.02
*862.87	1,438,893.45	1,438,893.45
*656,837.30	65,530,032.82	8,424,787.04	57,105,245.78	68,571,606.74
*70.49	217,672.70	34,613.52	183,059.18	221,510.91
.....	688,965.21	66,915.17	622,050.04	887,533.60
311,926.57	38,545,075.71	17,703,789.53	20,841,286.18	39,446,176.80
1,690.09	514,048.74	514,048.74	509,578.92
*2.56	24,612.33	24,612.33	21,011.18
.....	2,831,178.83	2,831,178.83	1,851,765.77
*2,559.75	9,362,273.39	9,362,273.39	8,271,173.02
*32,251.90	3,783,429.67	3,783,429.67	3,323,149.05
*8,402.98	1,246,714.92	1,246,714.92	1,099,858.87
11,150.00	842,548.22	842,548.22	6,072.07
6,666,311.82	13,827,383.73	126,940.40	13,700,443.33	10,900,000.43
.....	26,142.03	20,618.65	5,523.38	4,691.20
.....	65,930.39	65,930.39
46.96	11,507.44	11,507.44	11,289.15
.....	780,313.61	780,313.61
.....	712,176.21	712,176.21
.....	77,480.43	77,480.43
.....	1,536.48	1,536.48
.....	155.51	155.51
.....	13,590.79	13,590.79
<u>\$318,422,904.06</u>	<u>\$600,101,803.98</u>	<u>\$30,994,486.03</u>	<u>\$569,107,317.95</u>	<u>\$598,919,871.49</u>
*\$300,396.15	\$51,278,977.74	\$.....	\$51,278,977.74	\$47,370,864.15
*119,686.19	80,328,539.60	80,328,539.60	67,263,710.04
2,777.74	438,884.65	438,884.65	471,246.64
73,840.36	5,614,429.11	5,614,429.11	5,176,775.98
2,002,569.12	412,662,106.07	412,662,106.07	375,888,970.47
664,954.49	195,241,260.62	195,241,260.62	175,456,074.21
.....	115,709.75	115,709.75
.....	1,612.51	1,612.51
.....	1,349.57	1,349.57
<u>\$2,324,059.37</u>	<u>\$745,682,869.62</u>	<u>\$118,671.83</u>	<u>\$745,564,197.79</u>	<u>\$671,627,641.49</u>
<u>\$320,746,963.43</u>	<u>\$1,345,784,673.60</u>	<u>\$31,113,157.86</u>	<u>\$1,314,671,515.74</u>	<u>\$1,270,547,512.98</u>

N.J. STATE LIBRARY
 P.O. BOX 520
 TRENTON, NJ 08625-0520

State of New Jersey
EXHIBIT "D"—Comparative Statement of Bonded Debt
 As at June 30, 1961, and June 30, 1960

	June 30, 1961	June 30, 1960
BONDS AND CERTIFICATES OUTSTANDING:		
Highway Improvement Bonds	\$25,525,000.00	\$27,620,000.00
Institution Construction Bonds—Act of 1930	3,060,000.00	3,450,000.00
Institution Construction Bonds—Act of 1949	8,935,000.00	10,720,000.00
Institution Construction Bonds—Act of 1952	12,505,000.00	14,290,000.00
Emergency Housing Bonds	1,850,000.00	3,700,000.00
Teachers College Construction Bonds	7,525,000.00	8,600,000.00
Higher Education Bonds	66,800,000.00	66,800,000.00
Water Development Bonds	45,850,000.00	25,000,000.00
Agricultural College Certificates	116,000.00	116,000.00
TOTALS	<u>\$172,166,000.00</u>	<u>\$160,296,000.00</u>

These moneys are to be raised by appropriations through the future annual budgets.

In addition to the above direct obligations the State has guaranteed the principal and interest payments on the bonds issued by the N. J. Highway Authority. The State's liability for this debt service is contingent on the insufficiency of the revenue derived by the Authority to meet this obligation.

\$282,700,000.00

\$284,100,000.00

State of
EXHIBIT

Summary Statement of Cash Receipts and Disbursements—

	Balance July 1, 1960	Receipts Outside Sources
Old Bond and Interest Trust Fund	\$8,078.88	\$46,625.20
Unemployment Compensation Auxiliary Fund	115,471.30	6,975,413.15
Unemployment Compensation Tax Fund	900,145.98	151,327,479.46
Temporary Disability Benefits Fund	3,272,373.64	21,789,090.16
School Fund	140,729.52	1,956,692.08
1837 Surplus Revenue Fund	28,464.28	100,297.50
Veterans' Guaranteed Loan Fund	8,339.67	765,128.17
Institution Construction Bond Fund	3,428.47	179,750.55
State 1952 Institution Construction Fund	57,930.18	924,395.98
School Building Aid—Capital Reserve Fund	9,946.51	2,407,602.91
State Higher Education Fund	589,382.82	41,571,884.55
State Teachers College Construction Fund	11,028.50	910,524.79
Grade Crossing Elimination Fund	239,117.49	1,022,294.65
State Water Development Fund	457,393.07	41,142,949.19
Unclaimed Bank Deposits Escheat Fund	17,091.99	315,139.29
Unclaimed Life Insurance Escheat Fund	6,011.18	17,751.40
Unclaimed Personal Property Trust Fund	1,851,765.77	1,170,111.60
Motor Vehicle Liability Security Fund	17,508.02	2,359,158.45
Stock Workmen's Compensation Security Fund	23,149.05	706,585.15
Mutual Workmen's Compensation Security Fund	11,309.36	289,911.45
Motor Vehicle Security Responsibility Fund	817,342.88	695,517.64
Unsatisfied Claim and Judgment Fund	329,417.01	7,914,876.48
Special Railroad Deposits	6,655.95	41,122.53
Old Outstanding Checks Account	94,932.84	72,115.53
State Society of the Battleship New Jersey	2,235.48	225.00
Withholding Tax Fund	614,023.52	15,898,734.62
Employees' Social Security Deductions Fund	729,381.39	2,959,755.11
Employees' Savings Bond Deductions Fund	78,861.96	1,601,566.66
Employees' Hospitalization Deductions Fund	69,189.29	1,832,961.77
Employees' Miscellaneous Deductions Fund	3,250.75	79,602.91
Employees' Pension and Social Security Deductions Fund	39,139.64	6,405.50
TOTAL DEDICATED AND TRUST FUNDS	\$10,553,096.39	\$307,081,669.43
Pension Funds		
Consolidated Police and Firemen's Pension Fund	\$1,701,040.62	\$29,626,029.76
Police and Firemen's Retirement Fund	972,946.42	22,672,638.35
Prison Officers' Pension Fund	32,971.20	534,345.97
State Police Retirement Fund	75,298.64	2,719,087.55
Teachers' Pension and Annuity Fund	2,352,636.67	161,845,250.53
Public Employees' Retirement System Fund	5,306,885.74	48,659,196.85
Pension Increase Fund	152,362.08	1,204,850.91
Social Security Agency Fund	469.44	37,519,488.03
Social Security Agency Administration Account	4,056.73	483,840.91
TOTAL PENSION FUNDS	\$10,598,667.54	\$305,264,728.86
TOTAL OF ALL FUNDS	\$21,151,763.93	\$612,346,398.29

- (1) Funds transferred back to State by U. S. Treasurer.
(2) Funds deposited with U. S. Treasurer.

New Jersey

"E"

Dedicated and Trust Funds—Fiscal Year Ended June 30, 1961

Transfers From Other Funds	Total	Disbursements Outside Sources	Transfers To Other Funds	Total Disbursements	Balance June 30, 1961
\$617.50	\$55,321.58	\$51,154.32	\$	\$51,154.32	\$4,167.26
.....	7,090,884.45	6,769,739.04	208,364.64	6,978,103.68	112,780.77
(1) 152,450,000.00	304,677,625.44	167,701,668.05	(2) 119,773,500.00	287,475,168.05	17,202,457.39
10,973,300.00	36,034,763.80	20,198,420.37	12,428,627.50	32,627,047.87	3,407,715.93
29,201.20	2,126,622.80	1,075,977.87	579,740.08	1,655,717.95	470,904.85
1,161.48	129,923.26	78,398.33	23,021.98	101,420.31	28,502.95
3,491.75	776,959.59	408,974.27	356,881.85	765,856.12	11,103.47
.....	183,179.02	122,305.48	59,438.79	181,744.27	1,434.75
.....	982,326.16	942,968.63	942,968.63	39,357.53
360,172.76	2,777,722.18	2,767,965.86	2,767,965.86	9,756.32
.....	42,161,267.37	38,806,342.29	2,803,054.96	41,609,397.25	551,870.12
.....	921,553.29	918,810.10	918,810.10	2,743.19
.....	1,261,412.14	1,034,269.53	3,177.40	1,037,446.93	223,965.21
14,496.82	41,614,839.08	38,811,373.40	750,316.54	39,561,689.94	2,053,149.14
.....	332,231.28	177,098.29	132,774.34	309,872.63	22,358.65
.....	23,762.58	5,103.52	9,044.17	14,147.69	9,614.89
.....	3,021,877.37	122,269.51	68,429.03	190,698.54	2,831,178.83
.....	2,376,666.47	2,339,833.33	2,339,833.33	36,833.14
.....	729,734.20	719,052.63	719,052.63	10,681.57
.....	301,220.81	292,102.91	292,102.91	9,117.90
.....	1,512,860.52	681,462.30	681,462.30	831,398.22
.....	8,244,293.49	7,340,277.82	47,943.76	7,388,221.58	856,071.91
.....	47,778.48	46,636.45	46,636.45	1,142.03
.....	167,048.37	101,117.98	101,117.98	65,930.39
.....	2,460.48	2,460.48
.....	16,512,758.14	15,800,581.93	15,800,581.93	712,176.21
.....	3,689,136.50	2,908,822.89	2,908,822.89	780,313.61
.....	1,680,428.62	1,602,948.19	1,602,948.19	77,480.43
.....	1,902,151.06	1,900,614.58	1,900,614.58	1,536.48
.....	82,853.66	82,698.15	82,698.15	155.51
.....	45,545.14	31,954.35	31,954.35	13,590.79
<u>\$163,832,441.51</u>	<u>\$481,467,207.33</u>	<u>\$313,840,942.37</u>	<u>\$137,244,315.04</u>	<u>\$451,085,257.41</u>	<u>\$30,381,949.92</u>
\$	\$31,327,070.38	\$30,260,266.76	\$	\$30,260,266.76	\$1,066,803.62
.....	23,645,584.77	22,786,143.93	22,786,143.93	859,440.84
.....	567,317.17	548,210.26	548,210.26	19,106.91
8,132.19	2,802,518.38	2,674,929.63	2,674,929.63	127,588.75
.....	164,197,887.20	160,634,626.04	160,634,626.04	3,563,261.16
.....	53,966,082.59	47,902,133.90	47,902,133.90	6,063,948.69
.....	1,357,212.99	1,241,503.24	1,241,503.24	115,709.75
.....	37,519,957.47	37,518,344.96	37,518,344.96	1,612.51
.....	487,897.64	486,548.07	486,548.07	1,349.57
<u>\$8,132.19</u>	<u>\$315,871,528.59</u>	<u>\$304,052,706.79</u>	<u>\$</u>	<u>\$304,052,706.79</u>	<u>\$11,818,821.80</u>
<u>\$163,840,573.70</u>	<u>\$797,338,735.92</u>	<u>\$617,893,649.16</u>	<u>\$137,244,315.04</u>	<u>\$755,137,964.20</u>	<u>\$42,200,771.72</u>

State of

EXHIBIT "F"—Summary Statement of Cash Receipts and Accrued

	Cash Receipts	Gross Accrued Revenues	Transfers From Other Funds
General Treasury (Schedule I)	\$772,568,012.15	\$591,452,260.88	\$12,209,980.17
Dedicated and Trust Funds (Schedule III)	776,186,971.99	212,785,232.74
TOTALS	\$1,548,754,984.14	\$804,237,493.62	\$12,209,980.17

State of

EXHIBIT "F"—Summary Statement of Cash Disbursements and Accrued

	Cash Disbursements	Gross Accrued Expenditures	Transfers to Other Funds	Net Accrued Expenditures
General Treasury (Schedule II)	\$769,517,844.22	\$580,276,734.20	\$3,566,228.30	\$576,710,505.90
Dedicated and Trust Funds (Schedule IV)	755,137,964.20	218,727,195.63	8,643,751.87	210,083,443.76
TOTALS	\$1,524,655,808.42	\$799,003,929.83	\$12,209,980.17	\$786,793,949.66

New Jersey

Revenues (Analyzed)—All Funds—Fiscal Year Ended June 30, 1961

Net Accrued Revenues	From Taxes and Licenses	From Federal Aid	From Departmental Sales and Service	From Municipal Subdivisions	From Other Sources
\$579,242,280.71	\$399,023,542.54	\$133,224,838.01	\$32,476,518.79	\$5,665,441.41	\$8,851,939.96
212,785,232.74	139,302,272.00	30,207,428.75	43,275,531.99
<u>\$792,027,513.45</u>	<u>\$538,325,814.54</u>	<u>\$163,432,266.76</u>	<u>\$32,476,518.79</u>	<u>\$5,665,441.41</u>	<u>\$52,127,471.95</u>

New Jersey

Expenditures (Analyzed)—All Funds—Fiscal Year Ended June 30, 1961

Salaries and Wages	Materials and Supplies	Services Other Than Personal	Additions and Improvements	Subventions and Direct State Aid	Extraordinary Expenses
\$122,376,329.04	\$20,725,230.24	\$23,323,717.56	\$124,719,316.72	\$247,185,832.53	\$38,380,079.81
89,523.47	1,591.26	140,786.07	28,845,032.85	180,169,865.41	836,644.70
<u>\$122,465,852.51</u>	<u>\$20,726,821.50</u>	<u>\$23,464,503.63</u>	<u>\$153,564,349.57</u>	<u>\$427,355,697.94</u>	<u>\$39,216,724.51</u>

EXHIBIT "F"—Schedule I—Statement of Gross Receipts and Analysis of Accrued

	Cash Receipts	Accrued Revenue	Transfers From Other Funds
MAJOR TAX REVENUE			
Main Stem Railroad Property Tax	\$2,527,338.49	\$2,527,338.49	\$
Franchise Tax on Railroads	107,449.79	107,445.19
Second Class Railroad Property Tax (Local Use)	15,567,034.96	15,567,034.96
Transfer Inheritance Tax	25,504,347.52	24,675,578.73
Miscellaneous Corporation Tax—Net Worth	33,811,211.05	33,389,859.73
Miscellaneous Corporation Tax—Net Income	26,683,483.20	26,337,572.41
Domestic Life Insurance Corporation Tax	724,591.58	723,229.22
Foreign Insurance Corporation Tax	17,091,583.02	16,622,719.14
Financial Business Tax	824,117.42	819,603.04
Cigarette Tax	46,656,665.71	47,668,915.71
Pari-Mutuel Racing Tax	25,209,086.55	25,337,772.77
Motor Fuels Tax	105,115,232.82	100,210,647.90
Beverage Tax	22,194,452.78	22,192,691.70
Beverage Licenses	895,407.29	900,312.01
Bus Excise Tax	248,646.03	244,481.27
Motor Vehicle Fees, Licenses, etc.	77,358,011.14	74,268,117.55
DEPARTMENTAL REVENUE			
Legislature:			
Senate	250.00
General Assembly	5,345.00	195.00
Department of Law and Public Safety:			
Tenement House Supervision	43,065.00	44,035.00
Hotel Fire Safety Inspection Fees	30,920.00	31,210.00
Security Responsibility Bureau	675,053.34	724,213.46
Division of Weights and Measures	40,089.00	40,128.50
Division of Law	308,646.62	231,781.64
Division of Law—Rate Proceedings Revolving Fund	87,705.45	95,172.17
Division of State Police (General)	1,836,898.84	1,122,711.12
Division of Motor Vehicle (General)	85,065.26	39,922.35	2,000.00
Division of Professional Boards	838,291.54	850,527.11
Veterans Guaranteed Loan Fund (Administration Expense) ..	38,131.00	38,131.00	38,131.00
Amusement Games Control Fees	66,121.00	68,430.00
Miscellaneous	300.00
Department of the Treasury:			
Division of Purchase and Property	2,642,716.83	63,182.91
Interest on Deposit	218,064.09	223,902.82	6,072.07
Public Utility Tax (Administration)	42,141.54	42,141.54
Outdoor Advertising Permits and Fees	141,507.90	141,584.90
State Purchase Fund	3,414,954.04	261,433.53
Agricultural Commodities Distribution Fund	30,802.50	30,000.00	30,000.00
Cafeteria—State House	99,741.08	97,989.96
Cafeteria—Highway	50,927.39	51,305.13
Contributions to N. J. Firemen's Home and Association	321,347.35	321,347.35
Division of Local Government	94,422.65	90,985.62
Current Earnings on Investments in Gen. Invest. Account ..	495,850.21	903,204.55
Dividends	18,870.00	18,870.00
Transfer from Division of Employment Security	70,565.53	72,631.60	72,631.60
General Investment Account	182,361,500.00
Social Security Fund (Administration)	696,582.71	696,552.71
Division of Public Pensions	472.67
Supplemental Payrolls Clearing Account	487,180.30
South Amboy Trust Co. Judgment	21,666.68
Bureau of Construction	77,877.23	179,815.94	142,133.53
Real Estate Escheats	30,153.15	27,888.85
Miscellaneous Revenue	99,053.33	59,834.45	1,107.65
Department of State:			
General Revenue	954,489.92	966,600.40
Commissions	83,800.00	83,999.17
Athletic Commissioner	38,907.53	38,846.34
Miscellaneous	6,232.31	2,013.45
White House Conference on Aging	1,842.70
Department of Banking and Insurance:			
General Revenue	2,142,360.62	2,095,599.78
Division of Real Estate Commission	453,724.55	458,138.00
National Association of Ins. Commissioners Trust Fund	18,608.44	18,608.44

New Jersey

Revenues—General Treasury—Fiscal Year Ended June 30, 1961

Accrued Revenue Outside Sources	Revenue From Taxes and Licenses	Revenue From Federal Aid	Revenue From Departmental Sales and Services	Revenue From Other Sources	Revenue From Municipal Subdivisions
\$2,527,338.49	\$2,527,338.49	\$.....	\$.....	\$.....	\$.....
107,445.19	107,445.19
15,567,034.96	15,567,034.96
24,675,578.73	24,675,578.73
33,389,859.73	33,389,859.73
26,337,572.41	26,337,572.41
723,229.22	723,229.22
16,622,719.14	16,622,719.14
819,603.04	819,603.04
47,668,915.71	47,668,915.71
25,337,772.77	25,337,772.77
100,210,647.90	100,210,647.90
22,192,691.70	22,192,691.70
900,312.01	900,312.01
244,481.27	244,481.27
74,268,117.55	74,268,117.55
.....
195.00	195.00
44,035.00	44,035.00
31,210.00	30,860.00	350.00
724,213.46	724,213.46
40,128.50	40,128.50
231,781.64	231,781.64
95,172.17	95,172.17
1,122,711.12	10,390.00	1,112,321.12
37,922.35	37,922.35
850,527.11	850,527.11
.....
68,430.00	68,430.00
.....
63,182.91	63,182.91
217,830.75	217,830.75
42,141.54	42,141.54
141,584.90	141,584.90
261,433.53	261,433.53
.....
97,989.96	97,989.96
51,305.13	51,305.13
321,347.35	321,347.35
90,985.62	90,985.62
903,204.55	903,204.55
18,870.00	18,870.00
.....
696,552.71	696,552.71
.....
37,682.41	37,682.41
27,888.85	27,888.85
58,726.80	18,557.00	976.69	39,193.11
.....
966,600.40	966,600.40
83,999.17	83,999.17
38,846.34	38,846.34
2,013.45	2,013.45
.....
2,095,599.78	1,174,033.11	921,566.67
458,138.00	458,138.00
18,608.44	18,608.44

EXHIBIT "F"—Schedule I—Statement of Gross Receipts and Analysis of Accrued

	Cash Receipts	Accrued Revenue	Transfers From Other Funds
Department of Agriculture:			
General Revenue	\$68,980.26	\$67,831.98	\$.....
Office of Milk Industry	206,429.39	215,911.96
Federal Agricultural Loan Fund	44,935.13	45,410.75
Federal Grants for Statistical Services	6,437.75	6,437.75
Poultry Products Promotion Tax Account	175,452.59	144,847.49
Federal Grants for Marketing Expansion	31,562.25	31,562.25
Seed Potato Tax Account	15,734.45	15,734.45
Asparagus Tax Account	100,715.02	88,215.02
Apple Tax Account	75,722.64	45,729.12
Department of Defense	474,165.07	461,997.33
Department of Public Utilities:			
General Revenue	312,787.48	311,850.53
Grade Crossing Elimination Fund	53,632.88
Department of Health:			
General Revenue	134,574.44	91,339.36
Rabies Control Fund	90,270.07	90,321.23
Board of Barber Examiners	90,525.18	96,956.00
Federal Aid:			
Public Health	705,260.63	700,171.00
Maternal and Child Health	260,981.56	254,703.55
Rapid Treatment V. D.	16,822.00	15,622.00
Water Pollution Control	81,242.63	80,704.00
Crippled Children—Federal Aid	287,774.25	287,186.03
Radiation Research Project II—Federal Funds	164.47
Radiation Research Project III—Federal Funds	110,188.86	161,403.00
Rheumatic Fever Study—Federal Funds	1,600.00	1,600.00
Arteriosclerosis Study—Federal Funds	8,640.00	8,640.00
Coronary Heart Disease Research Project—Federal Funds ..	25,275.00	25,275.00
Continuity of Care—Strokes and Congestive Heart Failure— Federal Funds	8,000.00	8,000.00
Homemakers Executive Development—Federal Funds	1,700.00
Virus Research Project—Federal Funds	15,361.00	15,361.00
Leukemia Study—Federal Funds	4,600.00	4,600.00
Transfer from Rabies Control	10,876.52	10,876.52
Miscellaneous Revenue	434.75
Department of Labor and Industry:			
General Revenue	304,433.52	289,326.34
Wage and Hour Trust Fund	8,748.05	8,739.19
Federal Grants for Statistical Purposes	34,536.75	18,000.00
1% Workmen's Compensation Tax Fund	565,993.20	554,823.07	50,000.00
Rehabilitation Commission	895,007.20	920,637.70	7,550.00
Office Building Fund (Reed Act)	659,821.36
Office Building Fund (Auxiliary Fund)	208,364.64
Division of Employment Security—General	13,951,663.11	14,049,481.94
Old Age and Survivors' Insurance Adm.—Federal Funds ..	483,030.27	482,844.67
Miscellaneous Revenue	3,712.27
Department of Conservation and Economic Development:			
Division of Planning and Development:			
General Revenue	2,448,590.08	1,911,555.43	4,149.00
Morris Canal and Banking Company	54,072.10	53,909.82
New Jersey Pilot Commissioners	19,953.07	19,847.81
Stony Brook Watersheds	7,003.20	7,003.20
Emergency Housing—Rentals	218,399.51	218,198.64
Emergency Housing—Sale of Units	2,404,322.85	2,715,396.53
Emergency Housing Fund	400.00	335.00
Federal Aid:			
Forest Fires Fund	102,862.65	99,731.08
Forest Nursery Fund	5,439.42	5,439.42
Farm Forestry Fund	20,870.47	20,870.47
Airport Grants Fund	515,028.89	515,028.89
Study of Small Business Projects—Federal Funds	33,000.00	33,000.00
Agriculture Conservation Program—Federal Funds	2,030.20	2,030.20
Paulinskill Watershed Program	1,199.46	1,199.46
Planning of Small Watersheds	336.06	336.06

New Jersey

Revenues—General Treasury—Fiscal Year Ended June 30, 1961—Continued

Accrued Revenue Outside Sources	Revenue From Taxes and Licenses	Revenue From Federal Aid	Revenue From Departmental Sales and Services	Revenue From Other Sources	Revenue From Municipal Subdivisions
\$67,831.98	\$67,831.98	\$.....	\$.....	\$.....	\$.....
215,911.96	215,911.96
45,410.75	25,000.00	20,410.75
6,437.75	6,437.75
144,847.49	144,847.49
31,562.25	31,562.25
15,734.45	15,734.45
88,215.02	88,215.02
45,729.12	45,729.12
461,997.33	340,465.84	100,009.89	21,521.60
311,850.53	311,850.53
.....
91,339.36	38,874.58	48,222.36	4,242.42
90,321.23	90,321.23
96,956.00	82,462.00	14,494.00
700,171.00	700,171.00
254,703.55	254,703.55
15,622.00	15,622.00
80,704.00	80,704.00
287,186.03	287,186.03
.....
161,403.00	161,403.00
1,600.00	1,600.00
8,640.00	8,640.00
25,275.00	25,275.00
8,000.00	8,000.00
1,700.00	1,700.00
15,361.00	15,361.00
4,600.00	4,600.00
10,876.52	10,876.52
.....
289,326.34	199,965.73	89,360.61
8,739.19	8,739.19
18,000.00	18,000.00
504,823.07	446,548.98	11,191.29	47,082.80
913,087.70	863,204.36	49,883.34
.....
14,049,481.94	14,049,481.94
482,844.67	482,844.67
.....
1,907,406.43	59,065.00	999,510.53	81,107.81	767,723.09
53,909.82	53,909.82
19,847.81	19,847.81
7,003.20	753.20	6,250.00
218,198.64	218,198.64
2,715,396.53	2,715,396.53
335.00	335.00
99,731.08	99,731.08
5,439.42	5,439.42
20,870.47	20,870.47
515,028.89	515,028.89
33,000.00	33,000.00
2,030.20	2,030.20
1,199.46	1,199.46
336.06	336.06

EXHIBIT "F"—Schedule I—Statement of Gross Receipts and Analysis of Accrued

	Cash Receipts	Accrued Revenue	Transfers From Other Funds
Division of Water Policy and Supply:			
General Revenue	\$16,109.84	\$.....	\$.....
Water Development Fund Payroll Clearing Account	361,460.95
Excess Diversion Fees	85,275.01	143,599.68
Well Drillers Licenses	13,078.50	12,892.50
Delaware and Raritan Canal	215,007.25	214,953.46
Division of Shell Fisheries	74,919.69	75,336.35
Division of Fish and Game	1,579,743.72	1,569,938.96	750.00
Public Shooting and Fishing Grounds	319,671.07	319,353.90
Division of Veterans' Services	4,237.25	18.75
Department of Education:			
State Board of Examiners	58,401.00	58,130.24
Academic Certificates	35,382.60	34,362.25
New Jersey State Colleges:			
Glassboro	868,557.75	836,291.47
Jersey City	514,201.13	423,840.41
Newark	882,000.28	733,111.35
Paterson	655,808.81	613,596.71
Montclair	1,174,579.94	1,001,177.62
Trenton	1,547,797.58	1,281,384.84
School for the Deaf	43,626.30	24,799.50
School of Conservation	158,424.94	144,046.72
Agricultural Experiment Station	85,339.85	72,439.69
Fertilizer Inspection Fees	106,183.22	99,111.46
State Museum—Service Charges	14,224.11	13,967.34
Camille and Henry Dreyfus Foundation Fund	20,083.00
Miscellaneous	224,094.58	25,132.98
Federal Aid:			
Veterans Education Revolving Fund	584.91	584.91
Vocational Education Smith-Hughes Fund	206,702.99	197,665.87
Vocational Education George-Barden Fund	522,214.19	521,030.98
George-Barden Fund—Practical Nurse Training—Federal Fund	128,255.15	128,255.15
W. T. Grant Foundation Child and Youth Study Program Graduate Fellowship for Mentally Retarded—Federal Funds	23,605.00	23,605.00
.....	7,350.00	7,350.00
Extension of Public Library Services to Rural Areas	103,207.38	103,153.00
U. S. Appropriation for Agricultural College	118,233.27	118,233.27
National Defense Educational Act—Federal Funds	1,736,133.26	1,633,281.42
Federal Food Lunch Program	1,653,147.89	1,653,087.00
Federal Special School Milk Program	2,150,483.69	2,206,534.00
Teachers Pension and Annuity Fund	934.71
State Highway Department:			
Regular Federal Aid	48,387,568.49	72,118,430.00
Other Federal Aid—Shared Projects	1,671,874.32	1,965,729.00
Counties and Municipalities—Shared Projects	2,970,207.39	3,006,250.61	143,282.00
Flood Damage to Bridges—Delaware River Bridge Com- mission	42,245.41	42,088.71
Reimbursement from Port of New York Authority	975,146.00	1,980,000.00
Miscellaneous Revenue	3,051,411.83	2,126,496.51	1,419,567.12
Department of Institutions and Agencies:			
Central Office	186,766.61	167,386.30	54,313.85
Division of Assistance	206,109.42	192,366.67	192,366.67
Federal Aid—Mental Hygiene Clinics	188,307.87	182,227.55
State Use Revolving Fund	1,862,071.60
Institution Construction Fund	50,000.00
Institution Construction Chapter 157—1960	288,848.12	288,848.12
Relief Subsidies	54,962.33	54,210.75	10,000.00
Residential Group Center—Highfields	982.13
Colony for Feeble-Minded—New Lisbon	812,596.27	774,853.43
Colony for Feeble-Minded—Woodbine	899,071.71	892,864.91
Soldiers Home—Menlo Park	68,293.62	63,716.74
Soldiers Home—Vineland	94,534.95	91,610.79
North Jersey Training School—Totowa	836,107.51	792,106.90
Reformatory—Annandale	124,804.62	69,723.34

New Jersey

Revenues—General Treasury—Fiscal Year Ended June 30, 1961—Continued

Accrued Revenue Outside Sources	Revenue From Taxes and Licenses	Revenue From Federal Aid	Revenue From Departmental Sales and Services	Revenue From Other Sources	Revenue From Municipal Subdivisions
\$.....	\$.....	\$.....	\$.....	\$.....	\$.....
143,599.68	143,599.68
12,892.50	12,892.50
214,953.46	214,953.46
75,336.35	45,813.50	29,522.85
1,569,188.96	1,391,241.95	79,740.18	64,173.33	34,033.50
319,353.90	189,703.70	82,588.37	47,061.83
18.75	18.75
58,130.24	58,130.24
34,362.25	34,362.25
836,291.47	27,830.70	808,460.77
423,840.41	29,000.00	394,840.41
733,111.35	39,633.29	693,478.06
613,596.71	17,752.00	595,844.71
1,001,177.62	166,324.56	834,853.06
1,281,384.84	49,670.00	1,231,714.84
24,799.50	24,799.50
144,046.72	32,400.00	111,646.72
72,439.69	72,439.69
99,111.46	99,111.46
13,967.34	1,252.00	12,715.34
25,132.98	25,132.98
584.91	584.91
197,665.87	197,665.87
521,030.98	521,030.98
128,255.15	128,255.15
23,605.00	23,605.00
7,350.00	7,350.00
103,153.00	103,153.00
118,233.27	118,233.27
1,633,281.42	1,633,281.42
1,653,087.00	1,653,087.00
2,206,534.00	2,206,534.00
72,118,430.00	72,118,430.00
1,965,729.00	1,965,729.00
2,862,968.61	2,862,968.61
42,088.71	42,088.71
1,980,000.00	1,980,000.00
706,929.39	706,929.39
113,072.45	98,139.75	14,932.70
182,227.55	182,227.55
288,848.12	288,848.12
44,210.75	44,210.75
774,853.43	767,520.42	7,333.01
892,864.91	890,353.62	2,511.29
63,716.74	63,582.47	134.27
91,610.79	91,433.59	177.20
792,106.90	792,106.90
69,723.34	69,723.34

EXHIBIT "F"—Schedule I—Statement of Gross Receipts and Analysis of Accrued

	Cash Receipts	Accrued Revenue	Transfers From Other Funds
Reformatory—Bordentown	\$137,146.32	\$75,936.15	\$
Reformatory—Clinton	32,476.26	2,455.86
Sanatorium for Chest Diseases	135,766.01	90,034.56
State Home for Boys—Jamesburg	31,643.42	18,632.27
State Home for Girls—Trenton	15,677.35	1,896.13
State Hospital—Greystone Park	4,950,083.93	4,814,772.36
State Hospital—Marlboro	2,974,976.62	2,750,003.42
State Hospital—Trenton	3,287,546.75	2,930,152.98
State Prison—Trenton	197,241.41	64,406.59
State Prison Farm—Rahway	130,039.77	12,978.38
State Prison Farm—Leesburg	216,505.60	151,391.70
Neuropsychiatric Institute—Skillman	1,740,293.77	1,594,072.31
Vineland State School	1,441,181.17	1,393,602.61
Arthur Brisbane Child Treatment Center	75,734.93	72,316.35
Diagnostic Center—Menlo Park	189,470.84	199,295.76
State Hospital—Ancora	2,225,258.11	2,175,718.77
Edward R. Johnstone Training and Research Center	287,392.69	274,575.47
Commission for the Blind	982,783.38	964,943.33	214,527.03
Board of Child Welfare—Revolving Fund	812,374.90	813,719.31
Board of Child Welfare and Federal Child Welfare Service ..	375,529.17	363,847.75
Old Age Assistance—Federal Subsidy	11,427,135.36	10,504,314.61
Old Age Assistance—Recoveries	892,302.42	915,462.02
Federal Aid to Dependent Children	17,418,814.60	15,917,480.87
Federal Aid—Construction of Government and Non-Profit Hospitals	2,186,416.92	2,186,416.92
Federal Aid—Permanently and Totally Disabled	4,240,351.32	3,891,331.30
Governors Study Commission—Organizational Structure
Residential Group Center—Warren	944.48
Group Rehabilitation Project (Ford Foundation)	45,000.00	45,000.00
Turrell Fund—Residential Group Center	242.01
Urgent Capital Items—Federal Funds	3,000.00	3,000.00	3,000.00
Miscellaneous Revenue	4,035.90
The Judiciary	2,088,148.93	1,526,357.28
Delaware River Joint Toll Bridge Commission	147,489.68	127,772.16
Pension Contributions	1,934,769.25	1,008,741.66	984,829.22
Social Security Contributions	403,375.54	406,270.72	267,481.16
Non-Contributory Group Insurance	684,568.50	1,293,986.25
Interfund Transfers:			
Transfer from Unclaimed Personal Property Escheats Fund ..	176,602.56	164,151.67	68,429.03
Transfer from Unclaimed Bank Deposits Escheats Fund ..	132,774.34	132,774.34	132,774.34
Transfer from Unclaimed Life Insurance Escheat Fund ..	9,044.17	9,044.17	9,044.17
Transfer from Disability Benefit Fund (Accounting Bureau) ..	54,339.60	43,490.37	43,490.37
Transfer from State Disability Benefit Fund (General)	1,401,761.64	1,420,081.79	1,420,081.79
Transfer from Unsatisfied Claim and Judgment Fund	47,943.76	126,940.40	126,940.40
Transfer from Veterans Guaranteed Loan Fund	318,750.85	2,000,000.00	2,000,000.00
Transfer from School Fund	550,538.88	650,821.51	650,821.51
Transfer from 1837 Surplus Revenue Fund	21,860.50	23,371.33	23,371.33
Transfer from State Water Development Fund	741,382.29	917,807.41	917,807.41
Transfer from State Higher Education Fund	2,790,312.63	3,173,269.42	3,173,269.42
Other Miscellaneous Revenue	67,143.36	56,468.66	58.50
TOTALS	\$772,568,012.15	\$591,452,260.88	\$12,209,980.17

EXHIBIT "F"—Schedule II—Statement of Cash Disbursements and
Year Ended

	Cash Disbursements	Accrued Expenditures	Transfers to Other Funds
Legislature	\$787,394.66	\$1,006,974.00	\$
Law Revision and Legislative Services Commission	131,076.95	142,525.36
Legislative Budget and Finance Director	74,506.21	75,667.12
Commission on Interstate Co-operation	37,318.00	42,140.00
Commission on State Tax Policy	7,162.99	8,162.99
Commission on Narcotic Control	598.92	3,500.00
Commission on Emergency Civil Government
Youth Study Commission	20,648.44	26,662.15
Legislative Commission on Statute Revision	161.15	361.15
Uniform Commercial Code Study Commission	5,945.66	5,945.66
N. J. Water Research and Development Commission
County and Municipal Law Revision Commission	22,677.94	23,372.56
Commission to Study—County and Municipal—Planning Acts	113.21	200.00
State Auditor	336,286.10	345,745.38
TOTAL LEGISLATIVE BRANCH	\$1,423,890.23	\$1,681,256.37	\$
Chief Executive's Office	\$175,535.55	\$179,759.68	\$
Department of Law and Public Safety:			
Administrative Division	\$86,791.09	\$88,638.60	\$
Veterans Guarantee Loan Fund Administration Expense Account ...	38,879.00	43,026.90	2,829.34
Division of Law	942,730.84	903,694.27	58.50
Division of State Police	8,291,898.45	7,934,797.04	36,468.54
Tenement House Supervision	158,558.49	163,978.38
Division of Alcoholic Beverage Control	927,520.72	937,343.34
Amusement Games Control Commissioner	2,069.59	5,789.65
Division of Motor Vehicles	10,868,057.26	8,379,635.11	27,483.78
Security Responsibility Bureau	708,313.94	718,138.92	43,623.78
Unsatisfied Claim and Judgment Administration	107,926.26	126,838.24	5,367.06
Division of Weights and Measures	267,026.82	286,195.71	8,750.00
Professional Examining Boards:			
Administrative Bureau	142,072.15	145,560.44
State Board of Accountants	30,664.08	30,893.98	885.46
State Board of Architects	37,580.44	39,065.25	1,344.31
State Board of Dentistry	30,370.46	39,405.56	778.13
State Board of Mortuary Science	28,735.89	31,238.15	2,316.14
State Board of Professional Engineers and Land Surveyors	53,225.98	54,854.72	2,667.46
State Board of Medical Examiners	57,418.74	58,751.16	2,115.59
State Board of Nursing	115,402.59	124,737.53	5,568.11
State Board of Optometrists	17,350.75	18,011.85	1,217.78
State Board of Pharmacy	46,296.55	47,461.47	2,650.97
State Board of Veterinary Medical Examiners	1,785.21	3,711.18	54.84
State Board of Shorthand Reporting	162.87	517.35	7.50
State Board of Ophthalmic Examiners	7,741.74	7,799.89	176.82
State Board of Beauty Culture Control	59,850.56	60,520.43
TOTAL PROFESSIONAL EXAMINING BOARDS	\$628,658.01	\$662,528.96	\$19,783.11
TOTAL DEPARTMENT OF LAW AND PUBLIC SAFETY	\$23,028,430.47	\$20,250,605.12	\$144,364.11

* Denotes red figure.

New Jersey

Analysis of Accrued Expenditures—General Treasury Fund—Fiscal

June 30, 1961

Net Accrued Expenditures	Salaries and Wages	Materials and Supplies	Services Other Than Personal	Additions and Improvements	Subventions and Direct State Aid	Extraordinary Expenses
\$1,006,974.00	\$628,104.00	\$215,620.00	\$162,236.00	\$1,014.00	\$.....	\$.....
142,525.36	116,201.83	4,091.86	6,814.92	5,416.75	10,000.00
75,667.12	65,620.10	1,253.56	5,817.10	2,976.36
42,140.00	840.00	4,150.00	37,150.00
8,162.99	7,975.00	187.99
3,500.00	2,300.00	1,200.00
.....
26,662.15	15,703.44	10,958.71
361.15	361.15
5,945.66	5,945.66
.....
23,372.56	23,372.56
200.00	200.00
345,745.38	323,039.73	1,613.01	20,859.14	233.50
<u>\$1,681,256.37</u>	<u>\$1,159,784.10</u>	<u>\$222,578.43</u>	<u>\$212,423.86</u>	<u>\$9,640.61</u>	<u>\$.....</u>	<u>\$76,829.37</u>
<u>\$179,759.68</u>	<u>\$135,118.20</u>	<u>\$7,552.48</u>	<u>\$16,669.50</u>	<u>\$330.50</u>	<u>\$.....</u>	<u>\$20,089.00</u>
.....
\$88,638.60	\$82,855.36	\$860.79	\$4,922.45	\$.....	\$.....	\$.....
40,197.56	38,294.72	171.20	1,731.64
903,635.77	812,957.43	32,668.91	50,124.29	7,375.69	509.45
7,898,328.50	6,604,463.99	467,671.66	752,867.92	33,573.88	39,751.05
163,978.38	147,804.97	3,195.64	12,520.77	457.00
937,343.34	812,026.84	16,498.80	97,454.43	385.51	10,977.76
5,789.65	3,000.00	299.19	976.10	1,514.36
8,352,151.33	6,623,984.54	683,604.47	926,906.91	80,573.39	37,082.02
674,515.14	557,945.33	19,894.39	95,018.92	1,656.50
121,471.18	103,924.07	4,425.55	11,829.79	1,291.77
277,445.71	227,688.97	11,207.18	27,034.69	3,793.25	6,640.50	1,081.12
.....
145,560.44	128,415.06	4,286.38	12,859.00
30,008.52	25,975.23	299.39	3,733.90
37,720.94	24,026.69	2,653.55	10,579.58	461.12
38,627.43	24,733.65	1,423.56	12,470.22
28,922.01	20,745.38	349.42	7,794.81	32.40
52,187.26	23,240.69	6,286.61	22,089.65	570.31
56,635.57	34,644.52	4,107.25	17,524.80	359.00
119,169.42	82,428.88	3,281.83	33,458.71
16,794.07	11,726.53	312.07	4,755.47
44,810.50	33,040.12	2,772.93	8,997.45
3,656.34	2,317.45	132.20	1,206.69
509.85	300.00	209.85
7,623.07	5,922.85	156.15	1,483.11	60.96
60,520.43	50,588.50	2,965.42	6,029.54	936.97
<u>\$642,745.85</u>	<u>\$468,105.55</u>	<u>\$29,026.76</u>	<u>\$143,192.78</u>	<u>\$2,420.76</u>	<u>\$.....</u>	<u>\$.....</u>
<u>\$20,106,241.01</u>	<u>\$16,483,051.77</u>	<u>\$1,269,524.54</u>	<u>\$2,124,580.69</u>	<u>\$133,042.11</u>	<u>\$6,640.50</u>	<u>\$89,401.40</u>

**EXHIBIT "F"—Schedule II—Statement of Cash Disbursements and
Year Ended June**

	Cash Disbursements	Accrued Expenditures	Transfers to Other Funds
Department of the Treasury:			
Administration Division	\$167,815.69	\$198,774.12	\$
Division of Budget and Accounting	1,573,567.42	1,069,287.29	7,815.85
Division of Purchase and Property	2,216,183.78	2,303,890.63	4,311.38
State Purchase Fund	3,224,014.55
Cafeterias	136,789.78	143,680.81	5,732.90
Division of Taxation	26,587,943.80	21,428,594.99
Division of Local Government	247,273.73	258,336.08
Division of Tax Appeals	155,640.41	159,731.82
Division of Racing Commission	213,733.16	224,146.38
Division of Investments	177,055,073.21	127,068.98
Division of Pensions	1,058,524.72	1,105,274.22
TOTAL DEPARTMENT OF THE TREASURY	\$212,636,560.25	\$27,018,785.32	\$17,860.13
Department of State:			
Office of the Secretary	\$203,107.74	\$201,766.95	\$
State Athletic Commissioner	35,327.04	36,066.94
Legalized Games of Chance Commission	137,655.05	142,423.24
Division of Aging	100,318.22	96,823.80	10,000.00
TOTAL DEPARTMENT OF STATE	\$476,408.05	\$477,080.93	\$10,000.00
Department of Civil Service	\$1,194,561.85	\$1,227,153.13	\$
Department of Banking and Insurance	\$1,790,502.86	\$1,838,175.63	\$81.22
Division of Real Estate Commission	161,666.28	173,064.94
Department of Agriculture	\$1,653,931.16	\$1,836,018.69	\$
Department of Defense	\$2,370,238.63	\$2,640,101.20	\$
Department of Public Utilities	\$679,882.70	\$700,326.02	\$
Grade Crossing Elimination Fund	52,642.68
Department of Health	\$4,068,659.90	\$4,595,472.64	\$73,127.90
Department of Labor and Industry:			
Division of Labor	\$1,340,717.82	\$1,345,998.33	\$730.55
Division of Workmen's Compensation	1,361,171.90	1,381,411.23	50,934.96
Division of Employment Security	13,256,195.59	13,658,238.63	899,786.15
Disability Insurance Service	1,367,060.26	1,420,081.79	61,127.15
Office Building—Reed Act Fund	706,800.91	712,778.54
Office Building—Unemployment Compensation Auxiliary Fund	489,183.48	491,071.15
State Board of Mediation	79,453.74	82,064.75
Rehabilitation Commission	2,096,613.40	2,305,229.12	47,352.43
TOTAL DEPARTMENT OF LABOR AND INDUSTRY ..	\$20,697,197.10	\$21,396,873.54	\$1,059,931.24
Department of Conservation and Economic Development:			
Administrative Division	\$285,898.81	\$254,689.12	\$
Division of Planning and Development	6,634,477.00	5,967,616.06	104,626.97
Division of Water Policy	714,413.15	375,812.96
Division of Shell Fisheries	221,271.00	231,176.94
Division of Fish and Game	1,660,715.41	1,797,978.52	91,136.43
Division of Veterans' Services	403,627.48	416,212.91
State Mosquito Control Commission	250,000.00	249,211.66
Debt Service on Emergency Housing and Water Development Bonds	2,720,125.00	870,125.00
TOTAL DEPARTMENT OF CONSERVATION AND ECONOMIC DEVELOPMENT	\$12,890,527.85	\$10,162,823.17	\$195,763.40

New Jersey

Analysis of Accrued Expenditures—General Treasury Fund—Fiscal

30, 1961—Continued

Net Accrued Expenditures	Salaries and Wages	Materials and Supplies	Services Other Than Personal	Additions and Improvements	Subventions and Direct State Aid	Extraordinary Expenses
\$198,774.12	\$140,232.94	\$3,081.85	\$11,054.38	\$44,404.95	\$.....	\$.....
1,061,471.44	796,027.56	43,888.32	196,666.84	4,789.97	2,245.95	17,852.80
2,299,579.25	1,845,389.86	201,076.88	232,157.27	12,319.74	8,635.50
.....
137,947.91	63,627.67	69,332.52	4,987.72
21,428,594.99	3,231,799.44	101,179.36	203,151.91	11,931.31	17,556,410.88	324,122.09
258,336.08	206,446.71	13,620.68	38,000.66	268.03
159,731.82	152,109.59	1,347.78	6,077.35	197.10
224,146.38	196,198.86	4,107.84	23,839.68
127,068.98	117,160.94	1,898.20	7,774.10	235.74
1,105,274.22	902,619.34	27,329.89	172,605.22	1,903.50	816.27
<u>\$27,000,925.19</u>	<u>\$7,651,612.91</u>	<u>\$466,863.32</u>	<u>\$896,315.13</u>	<u>\$76,050.34</u>	<u>\$17,558,656.83</u>	<u>\$351,426.66</u>
\$201,766.95	\$153,340.73	\$12,438.81	\$34,342.23	\$1,373.83	\$.....	\$271.35
36,066.94	32,924.63	209.89	2,932.42
142,423.24	112,003.07	4,463.72	25,759.85	196.60
86,823.80	66,432.00	5,342.93	7,635.52	147.14	7,266.21
<u>\$467,080.93</u>	<u>\$364,700.43</u>	<u>\$22,455.35</u>	<u>\$70,670.02</u>	<u>\$1,717.57</u>	<u>\$.....</u>	<u>\$7,537.56</u>
\$1,227,153.13	\$1,054,117.07	\$34,675.25	\$129,299.42	\$9,061.39	\$.....	\$.....
\$1,838,094.41	\$1,568,706.27	\$37,886.94	\$222,741.93	\$8,550.65	\$.....	\$208.62
173,064.94	128,946.54	13,043.60	27,948.05	1,454.25	1,672.50
<u>\$1,836,018.69</u>	<u>\$1,162,146.78</u>	<u>\$62,476.31</u>	<u>\$197,003.34</u>	<u>\$9,740.45</u>	<u>\$.....</u>	<u>\$404,651.81</u>
\$2,640,101.20	\$1,310,554.68	\$360,920.75	\$458,265.58	\$467,665.09	\$.....	\$42,695.10
\$700,326.02	\$642,864.88	\$21,265.60	\$33,291.98	\$2,863.06	\$.....	\$40.50
.....
<u>\$4,522,344.74</u>	<u>\$2,999,633.21</u>	<u>\$372,769.07</u>	<u>\$330,693.98</u>	<u>\$43,109.70</u>	<u>\$519,264.42</u>	<u>\$256,874.36</u>
\$1,345,267.78	\$1,172,357.59	\$35,014.68	\$124,720.05	\$3,075.35	\$.....	\$10,100.11
1,330,476.27	757,635.41	11,121.17	62,746.97	4,026.59	494,946.13
12,758,452.48	10,125,250.99	336,059.04	1,972,776.83	194,420.04	129,945.58
1,358,954.64	1,088,035.09	18,996.02	207,217.91	4,719.42	39,986.20
712,778.54	712,778.54
491,071.15	491,071.15
82,064.75	72,474.85	268.83	9,321.07
2,257,876.69	736,882.52	12,582.17	148,631.25	15,139.88	1,344,640.87
<u>\$20,336,942.30</u>	<u>\$13,952,636.45</u>	<u>\$414,041.91</u>	<u>\$2,525,414.08</u>	<u>\$1,425,230.97</u>	<u>\$.....</u>	<u>\$2,019,618.89</u>
\$254,689.12	\$216,950.20	\$6,571.07	\$31,074.74	\$68.11	\$.....	\$25.00
5,862,989.09	2,237,504.51	199,135.55	437,635.07	258,255.55	1,954,641.50	775,816.91
375,812.96	245,959.46	6,632.21	23,163.36	97,182.21	2,875.72
231,176.94	163,411.63	10,653.11	22,238.05	285.00	34,589.15
1,706,842.09	904,829.30	362,673.63	229,345.28	189,126.34	5,700.00	15,167.54
416,212.91	191,149.13	2,227.13	15,062.11	207,774.54
249,211.66	249,211.66
870,125.00	870,125.00
<u>\$9,967,059.77</u>	<u>\$3,959,804.23</u>	<u>\$587,892.70</u>	<u>\$1,628,643.61</u>	<u>\$544,917.21</u>	<u>\$2,417,327.70</u>	<u>\$828,474.32</u>

State of

EXHIBIT "F"—Schedule II—Statement of Cash Disbursements and

Year Ended June

	Cash Disbursements	Accrued Expenditures	Transfers to Other Funds
Department of Education:			
Administration and General	\$6,238,028.88	\$7,614,665.04	\$3,652.86
Division of State Library, Archives and History	447,115.12	458,500.55	2,563.26
Division of State Museum	112,131.93	121,494.31
Division Against Discrimination	122,218.87	129,718.12
State Colleges	12,047,768.92	11,800,142.41	158,772.69
School for the Deaf	1,086,328.76	1,118,498.42	1,991.78
School of Conservation	139,101.61	129,406.35
State University	15,070,105.88	15,134,357.73	60,091.73
Newark Technical School and College of Engineering	1,326,697.21	1,326,697.21
State Competitive Scholarships	1,119,518.81	1,115,454.56
State College Capital Construction Account
Teachers' Pension and Annuity Fund	35,304,318.27	35,269,495.83
Debt Service on State Teachers College Construction and Higher Education Bonds	3,531,687.50	2,456,687.50
Aid to School Districts	97,480,634.01	97,545,336.98	15,000.00
TOTAL DEPARTMENT OF EDUCATION	\$174,025,655.77	\$174,220,455.01	\$242,072.32
State Highway Department:			
General	\$21,589,152.75	\$26,302,219.88	\$.....
Road Construction	26,304,855.52	119,568,721.23	985,542.71
Flood Damage	23,855.14	155,019.66
Aid to Counties and Municipalities	8,504,378.18	17,048,118.51	143,282.00
Debt Service on Highway Improvement Bonds	2,885,932.50	790,932.50
TOTAL STATE HIGHWAY DEPARTMENT	\$59,308,174.09	\$163,865,011.78	\$1,128,824.71
Department of Institutions and Agencies:			
General	\$6,580,307.48	\$4,860,206.74	\$34,136.39
Soldiers Home—Menlo Park	193,144.44	193,391.02	53.00
Soldiers Home—Vineland	327,005.64	343,258.47	525.00
State Prison—Trenton	2,202,590.11	2,176,551.27	1,139.43
State Prison Farm—Rahway	1,457,550.86	1,419,880.38	3,121.00
State Prison Farm—Leesburg	591,390.42	566,663.18
Reformatory—Bordentown	1,421,401.56	1,455,434.94	1,945.00
Reformatory—Clinton	893,870.81	896,525.99
Reformatory—Annandale	1,317,329.12	1,327,520.06	1,208.00
Home for Boys	1,444,827.80	1,780,223.88	5,191.00
Home for Girls	792,398.47	805,602.88	2,420.00
Residential Group Center—Highfield	44,096.95	44,076.45
Residential Group Center—Warren	34,677.24	35,747.31
Residential Group Center—Turrell	20,940.43	28,462.09
Old Age Assistance	19,352,069.30	19,326,419.98	219,523.60
Municipal Aid	3,955,661.26	5,572,810.75
Aid to Permanently and Totally Disabled	5,745,838.57	5,755,838.57
Commission for the Blind	1,573,694.56	1,770,258.58	228,105.48
Board of Child Welfare	4,031,401.25	4,101,433.93	9,738.28
Aid for Dependent Children	23,849,622.20	23,849,747.56	20,603.78
Vineland State School	2,908,870.34	3,060,972.28	10,664.83
North Jersey Training School	1,732,379.41	1,811,067.98	4,201.00
State Colony—Woodbine	1,722,047.69	1,784,132.92	3,021.00
State Colony—New Lisbon	1,480,250.37	1,537,544.59	12,295.00
Woodbridge State School	550.00	23,870.00	19,970.00
E. R. Johnstone Training and Research Center	947,864.30	968,073.14	3,050.00
Community Mental Health Services	418,732.54	427,979.83
County Mental Hospitals	5,627,988.29	6,100,005.71
County Tuberculosis Hospitals	304,280.57	336,993.21
Hospital—Greystone Park	9,187,410.60	9,363,289.17	46,219.80
Hospital—Trenton	7,079,659.65	7,133,097.46	15,456.21
Hospital—Marlboro	5,473,492.49	5,500,226.07	13,093.00
Hospital—Ancora	4,574,562.52	4,570,368.10	35.00
Neuropsychiatric Institute	3,443,385.93	3,403,649.84	6,363.13
Brisbane Child Treatment Center	344,507.45	348,285.76	2,114.00
Diagnostic Center	637,573.64	649,288.47
Sanatorium for Chest Diseases	1,227,918.71	1,227,201.83	1,196.88
Debt Service on Institution Construction Bonds	4,479,340.00	519,340.00
TOTAL DEPARTMENT OF INSTITUTIONS AND AGENCIES	\$127,405,632.97	\$125,077,440.39	\$665,389.81

New Jersey

Analysis of Accrued Expenditures—General Treasury Fund—Fiscal

30, 1961—Continued

Net Accrued Expenditures	Salaries and Wages	Materials and Supplies	Services Other Than Personal	Additions and Improvements	Subventions and Direct State Aid	Extraordinary Expenses
\$7,611,012.18	\$1,168,653.04	\$49,088.47	\$119,161.13	\$21,876.61	\$6,193,174.33	\$59,058.60
455,937.29	303,975.83	107,301.70	41,488.48	3,136.78	34.50
121,494.31	91,246.32	5,961.18	13,736.06	2,994.72	7,556.03
129,718.12	105,830.10	7,853.42	14,266.84	1,767.76
11,641,369.72	8,004,444.30	1,096,004.78	575,539.50	792,153.70	353,831.49	819,395.95
1,116,506.64	899,059.64	130,436.31	61,681.14	22,760.44	2,569.11
129,406.35	49,565.16	40,229.04	4,106.34	4,512.70	23,160.00	7,833.11
15,074,226.00	467,125.73	14,607,140.27
1,326,697.21	1,326,697.21
1,115,454.56	38,863.12	7,269.76	5,632.89	2,391.01	1,061,297.78
35,269,495.83	35,269,495.83
2,456,687.50	2,456,687.50
97,530,336.98	97,530,336.98
\$173,978,382.69	\$10,661,637.51	\$1,444,144.66	\$4,618,997.09	\$1,318,719.45	\$139,369,998.63	\$16,564,885.35
\$26,302,219.88	\$12,968,883.57	\$5,091,766.51	\$3,002,594.08	\$366,475.72	\$.....	\$4,872,500.00
118,583,178.52	118,583,178.52
155,019.66	155,019.66
16,904,836.51	16,904,836.51
790,932.50	790,932.50
\$162,736,187.07	\$12,968,883.57	\$5,091,766.51	\$3,793,526.58	\$119,104,673.90	\$16,904,836.51	\$4,872,500.00
\$4,826,070.35	\$2,135,975.33	\$53,118.92	\$214,930.01	\$84,328.47	\$2,333,875.47	\$3,842.15
195,338.02	146,397.69	36,086.33	12,854.00
342,733.47	232,109.20	72,161.00	37,394.50	972.40	96.37
2,175,411.84	1,514,912.72	536,904.28	100,695.46	11,993.76	10,905.62
1,416,759.38	978,343.19	361,689.52	57,458.10	8,198.85	11,069.72
566,663.18	336,493.00	189,244.48	30,642.73	10,039.47	243.50
1,453,489.94	1,041,779.20	291,088.10	88,909.15	27,473.60	4,239.89
896,525.99	698,573.94	143,051.54	50,326.60	4,128.62	445.29
1,326,312.06	969,560.82	242,233.21	86,806.40	24,299.88	3,411.75
1,775,032.88	1,052,727.09	220,022.46	60,704.84	436,764.90	4,813.59
803,182.88	659,092.99	68,735.99	25,750.37	45,112.46	4,491.07
44,076.45	28,651.43	10,358.17	5,066.85
35,747.31	18,474.16	9,543.35	1,942.98	5,786.82
28,462.09	11,660.01	4,945.66	1,000.38	10,856.04
19,106,896.38	19,106,896.38
5,572,810.75	5,572,810.75
5,755,838.57	5,745,838.57	10,000.00
1,542,153.10	526,835.49	34,316.43	431,564.21	4,198.24	545,067.93	170.80
4,091,695.65	1,646,636.95	34,121.25	121,738.20	3,390.17	2,282,520.00	3,289.08
23,829,143.78	82,466.63	662,763.32	28,162.41	22,946,756.56	108,994.86
3,050,307.45	2,084,255.52	621,674.27	105,891.48	205,419.04	33,067.14
1,806,866.98	1,261,427.46	360,576.17	109,106.82	48,373.04	27,383.49
1,781,111.92	1,294,177.67	396,707.18	78,964.32	8,752.83	2,509.92
1,525,249.59	1,055,358.51	359,599.42	63,656.99	16,587.69	30,046.98
3,900.00	3,900.00
965,023.14	786,864.97	114,824.32	48,543.94	11,026.63	3,763.28
427,979.83	385,787.05	11,445.66	16,652.32	13,582.70	512.10
6,100,005.71	6,100,005.71
336,993.21	336,993.21
9,317,069.37	6,700,968.73	1,730,269.89	429,866.42	347,733.48	108,230.85
7,117,641.25	5,572,083.11	1,100,714.22	193,839.12	101,477.06	149,527.74
5,487,133.07	4,273,279.53	864,468.24	192,389.32	36,789.72	120,206.26
4,570,333.10	3,360,153.78	912,907.45	145,404.07	23,796.76	128,071.04
3,397,286.71	2,772,469.77	430,854.98	119,089.14	20,547.02	54,325.80
346,171.76	287,449.39	43,911.26	10,958.50	3,706.61	146.00
649,288.47	562,189.67	51,777.96	29,502.98	1,254.86	4,563.00
1,226,004.95	986,198.29	159,729.97	56,721.05	20,816.78	2,538.86
519,340.00	519,340.00
\$124,412,050.58	\$43,463,353.29	\$10,129,845.00	\$3,475,873.66	\$1,541,307.90	\$64,970,764.58	\$830,906.15

**EXHIBIT "F"—Schedule II—Statement of Cash Disbursements and
Year Ended June**

	Cash Disbursements	Accrued Expenditures	Transfers to Other Funds
Special Accounts	\$4,764,229.79	\$2,340,524.00	\$25,500.00
Pensions and Contributions to Pension Funds:			
Heath Act	\$91,032.54	\$98,276.95	\$.....
Veterans' Act	263,843.49	284,632.28
Miscellaneous Special Acts	8,866.00	9,672.00
Annuity for Widows of Governors	4,583.26	3,628.98
Judicial	285,635.83	285,635.83
Contributions to Prison Officers' Pension Fund	140,000.00	140,000.00
Contributions to Employees' Retirement Fund	7,054,267.00	7,054,267.00
Contributions to Consolidated Police and Firemen's Pension Fund ..	4,390,509.36	4,390,509.36
Increases in Retirement Allowances	880,079.84	880,079.84
TOTAL PENSIONS AND CONTRIBUTIONS TO PENSION FUNDS	\$13,118,817.32	\$13,146,702.24	\$.....
Social Security Taxes	\$3,484,474.60	\$3,200,000.00	\$.....
Unclaimed Wages Account	\$376.77	\$.....	\$.....
Unclaimed Inmates' and Patients' Fund	\$289.52	\$.....	\$.....
Temporary and Interstate Commissions:			
South Jersey Port Commission	\$34,943.02	\$37,931.09	\$.....
Palisades Interstate Park Commission	491,676.37	567,247.28
Delaware River Joint Toll Bridge Commission	277,125.79	274,391.55	3,313.46
New Jersey Tercentenary Commission	39,127.74	40,163.98
Civil War Centennial Commission	18,806.48	19,726.70
Interstate Sanitation Commission	46,500.00	46,500.00
TOTAL TEMPORARY AND INTERSTATE COMMISSIONS	\$908,179.40	\$985,960.60	\$3,313.46
TOTAL EXECUTIVE BRANCH	\$664,892,575.56	\$575,332,334.03	\$3,566,228.30
Judicial Branch—The Judiciary	\$2,491,852.09	\$3,263,143.80	\$.....
Disbursements applicable to prior year appropriations	\$100,709,526.34	\$.....	\$.....
TOTALS	\$769,517,844.22	\$580,276,734.20	\$3,566,228.30

New Jersey

Analysis of Accrued Expenditures—General Treasury Fund—Fiscal
30, 1961—Continued

Net Accrued Expenditures	Salaries and Wages	Materials and Supplies	Services Other Than Personal	Additions and Improvements	Subventions and Direct State Aid	Extraordinary Expenses
\$2,315,024.00	\$.....	\$.....	\$2,315,024.00	\$.....	\$.....	\$.....
\$98,276.95	\$.....	\$.....	\$.....	\$.....	\$.....	\$98,276.95
284,632.28	284,632.28
9,672.00	9,672.00
3,628.98	3,628.98
285,635.83	285,635.83
140,000.00	140,000.00
7,054,267.00	7,054,267.00
4,390,509.36	4,390,509.36
880,079.84	880,079.84
\$13,146,702.24	\$.....	\$.....	\$.....	\$.....	\$4,390,509.36	\$8,756,192.88
\$3,200,000.00	\$.....	\$.....	\$.....	\$.....	\$.....	\$3,200,000.00
\$.....	\$.....	\$.....	\$.....	\$.....	\$.....	\$.....
\$.....	\$.....	\$.....	\$.....	\$.....	\$.....	\$.....
\$37,931.09	\$31,454.84	\$726.53	\$5,749.72	\$.....	\$.....	\$.....
567,247.28	403,933.56	30,808.38	82,721.60	5,098.74	36,000.00	8,685.00
271,078.09	217,739.11	15,004.94	34,936.95	3,397.09
40,163.98	29,783.72	3,817.46	4,720.51	1,842.29
19,726.70	14,258.38	1,186.36	3,878.51	403.45
46,500.00	46,500.00
\$982,647.14	\$697,169.61	\$51,543.67	\$132,007.29	\$10,741.57	\$36,000.00	\$55,185.00
\$571,766,105.73	\$119,204,937.40	\$20,388,667.66	\$22,996,965.93	\$124,699,176.11	\$246,173,998.53	\$38,302,360.10
\$3,263,143.80	\$2,011,607.54	\$113,984.15	\$114,327.77	\$10,500.00	\$1,011,834.00	\$890.34
\$.....	\$.....	\$.....	\$.....	\$.....	\$.....	\$.....
\$576,710,505.90	\$122,376,329.04	\$20,725,230.24	\$23,323,717.56	\$124,719,316.72	\$247,185,832.53	\$38,380,079.81

EXHIBIT "F"—Schedule III—Statement of Gross Receipts and Analysis of

	Cash Receipts	Gross Accrued Revenues
Old Bond and Interest Trust Fund	\$47,242.70	\$1,607.78
Unemployment Compensation Auxiliary Fund	6,975,413.15	883,793.82
Unemployment Compensation Tax Fund	303,777,479.46	161,372,896.35
Temporary Disability Benefits Fund	32,762,390.16	16,748,483.30
School Fund	1,985,893.28	1,346,342.03
1837 Surplus Revenue Fund	101,458.98	23,371.33
Veterans' Guaranteed Loan Fund	768,619.92	78,674.34
Institution Construction Bond Fund	179,750.55	2,405.59
State 1952 Institution Construction Fund	924,395.98	22,153.19
School Building Aid—Capital Reserve Funds	2,767,775.67	69,571.05
State Higher Education Fund	41,571,884.55	3,173,275.81
State Teachers College Construction Fund	910,524.79	6,944.14
Grade Crossing Elimination Fund	1,022,294.65	31,535.87
State Water Development Fund	41,157,446.01	21,787,319.10
Unclaimed Bank Deposits Escheat Fund	315,139.29	164,756.94
Unclaimed Life Insurance Escheat Fund	17,751.40	12,764.22
Unclaimed Personal Property Trust Fund	1,170,111.60	1,170,111.60
Motor Vehicle Liability Security Fund	2,359,158.45	1,149,150.41
Stock Workmen's Compensation Security Fund	706,585.15	476,387.35
Mutual Workmen's Compensation Security Fund	289,911.45	156,141.55
Motor Vehicle Security Responsibility Fund	695,517.64
Unsatisfied Claim and Judgment Fund	7,914,876.48	2,978,476.42
Special Railroad Deposits	41,122.53	832.18
Old Outstanding Checks Account	72,115.53
State Society of the Battleship New Jersey	225.00	218.29
Withholding Tax Fund	15,898,734.62
Employees' Social Security Deductions Fund	2,959,755.11
Employees' Savings Bond Deductions Fund	1,601,566.66
Employees' Hospitalization Deductions Fund	1,832,961.77
Employees' Miscellaneous Deductions Fund	79,602.91
Employees' Pension and Social Security Deductions Fund	6,405.50
TOTAL DEDICATED AND TRUST FUNDS	\$470,914,110.94	\$211,657,212.66
PENSION FUNDS		
Consolidated Police and Firemen's Pension Fund	\$29,626,029.76	(†)
Police and Firemen's Retirement Fund	22,672,638.35	(†)
Prison Officers' Pension Fund	534,345.97	(†)
State Police Retirement Fund	2,727,219.74	\$1,128,020.08
Teachers' Pension and Annuity Fund	161,845,250.53	(†)
Public Employees' Retirement System Fund	48,659,196.85	(†)
Pension Increase Fund	1,204,850.91	(†)
Social Security Agency Fund	37,519,488.03	(†)
Social Security Agency Administration Account	483,840.91	(†)
TOTAL PENSION FUNDS	\$305,272,861.05	\$1,128,020.08
TOTAL OF ALL FUNDS	\$776,186,971.99	\$212,785,232.74

† Accounting not under control of State Accounting Bureau, therefore information not on our records.

EXHIBIT "F"—Schedule IV—Statement of Cash Disbursements and Analysis of

	Cash Disbursements	Gross Accrued Expenditures	Transfers to Other Funds
Old Bond and Interest Trust Fund	\$51,154.32	\$	\$
Unemployment Compensation Auxiliary Fund	6,978,103.68	208,544.64
Unemployment Compensation Tax Fund	287,475,168.05	168,063,422.48
Temporary Disability Benefits Fund	32,627,047.87	14,229,062.71	1,462,798.42
School Fund	1,655,717.95	650,930.86	650,821.51
1837 Surplus Revenue Fund	101,420.31	23,371.33	23,371.33
Veterans' Guaranteed Loan Fund	765,856.12	2,076,087.58	2,038,131.00
Institution Construction Bond Fund	181,744.27	9,438.79	9,438.79
State 1952 Institution Construction Fund	942,968.63	140,431.81
School Building Aid—Capital Reserve Fund	2,767,965.86	69,571.05
State Higher Education Fund	41,609,397.25	12,331,506.70	3,186,011.75
State Teachers College Construction Fund	918,810.10	45,395.87
Grade Crossing Elimination Fund	1,037,446.93	297,019.43	3,177.40
State Water Development Fund	39,561,689.94	19,390,129.28	926,741.66
Unclaimed Bank Deposits Escheat Fund	309,872.63	160,287.12	132,774.34
Unclaimed Life Insurance Escheat Fund	14,147.69	9,147.69	9,044.17
Unclaimed Personal Property Trust Fund	190,698.54	190,698.54	68,429.03
Motor Vehicle Liability Security Fund	2,339,833.33
Stock Workmen's Compensation Security Fund	719,052.63
Mutual Workmen's Compensation Security Fund	292,102.91
Motor Vehicles Security Responsibility Fund	681,462.30	6,072.07	6,072.07
Unsatisfied Claim and Judgment Fund	7,388,221.58	135,710.73	126,940.40
Special Railroad Deposits	46,636.45
Old Outstanding Checks Account	101,117.98
State Society of the Battleship New Jersey
Withholding Tax Fund	15,800,581.93
Employees' Social Security Deductions Fund	2,908,822.89
Employees' Savings Bond Deductions Fund	1,602,948.19
Employees' Hospitalization Deductions Fund	1,900,614.58
Employees' Miscellaneous Deductions Fund	82,698.15
Employees' Pension and Social Security Deductions Fund	31,954.35
TOTAL DEDICATED AND TRUST FUNDS	\$451,085,257.41	\$218,036,828.68	\$8,643,751.87
PENSION FUNDS			
Consolidated Police and Firemen's Pension Fund	\$30,260,266.76	(†)	\$
Police and Firemen's Retirement Fund	22,786,143.93	(†)
Prison Officers' Pension Fund	548,210.26	(†)
State Police Retirement Fund	2,674,929.63	\$690,366.95
Teachers' Pension and Annuity Fund	160,634,626.04	(†)
Public Employees' Retirement System Fund	47,902,133.90	(†)
Pension Increase Fund	1,241,503.24	(†)
Social Security Agency Fund	37,518,344.96	(†)
Social Security Agency Administration Account	486,548.07	(†)
TOTAL PENSION FUNDS	\$304,052,706.79	\$690,366.95	\$
TOTAL OF ALL FUNDS	\$755,137,964.20	\$218,727,195.63	\$8,643,751.87

† Accounting not under control of State Accounting Bureau, therefore information not on our records.

