



2018 - 2020

# Report on the Prevention of Domestic Violence Act

Family Practice Division, Administrative Office of the Courts



# Table of Contents

<b>5</b>	<b>Introduction</b>
	<b>Prevention of Domestic Violence Act of 1991</b>
<b>6</b>	<b>Legal Process</b>
	• Civil Procedures, Criminal Procedures and Violations
	<b>Stop Violence Against Women Act (VAWA) Grant</b>
<b>8</b>	<b>Electronic System Enhancements</b>
	• eTROs and FACTS
<b>9</b>	<b>2018 Judiciary Initiatives for Domestic Violence</b>
	• Self-Help Packet on “How to Enforce or Request a Change of a Domestic Violence Restraining Order or Sexual Assault Survivor Protection Order
	• Translation of Domestic Violence Complaint, Temporary Restraining Order (TRO) and Final Restraining Order (FRO)
	• Order of Disposition - Domestic Violence Contempt Proceedings
	• Directive #14-18 - Revised Domestic Violence Hearing Officer Program Standards
<b>10</b>	<b>2019 Judiciary Initiatives for Domestic Violence</b>
	• Directive #13-19 - Immediate DeNovo Hearing for the Municipal Court of a Denial of a Domestic Violence Temporary Restraining Order
	• New Jersey Bench Guide of Domestic Violence Risk Factors
	• Directive #19-19 - Guidelines for Extreme Risk Protective Order
<b>11</b>	<b>2020 Judiciary Initiatives for Domestic Violence</b>
	• Directive #06-20 - Domestic Violence Economic Mediation Program-Operational Guidelines and Forms
	• Directive #17-20 - Co-occurring Orders involving No-Contact Release Conditions and Domestic Violence or Custody Matters
	• Directive #19-20 - Domestic Violence Temporary Orders – Procedures for taking applications remotely
	• Directive #25-20 - Application to Amend Domestic Violence Complaint and Instruction Packet
<b>12</b>	<b>Domestic Violence Statistical Data</b>
	• ODARA completions on a criminal complaint with a DV indicator
<b>14</b>	• Domestic violence complaints
<b>15</b>	• Gender
<b>16</b>	• Children and domestic violence
<b>17</b>	• Dispositions
<b>18</b>	• Violations
<b>19</b>	<b>2018 Statistical Data</b>
<b>54</b>	<b>2019 Statistical Data</b>
<b>88</b>	<b>2020 Statistical Data</b>



# *Introduction*

This domestic violence statistical report, prepared by the New Jersey Administrative Office of the Courts (AOC), provides statistics compiled by the Judiciary on domestic violence matters brought before the New Jersey courts pursuant to the Prevention of Domestic Violence Act, N.J.S.A. 2C:25-17 et seq. (PDVA).

This report presents data, covering the period from Jan. 1, 2018 through Dec. 31, 2020, regarding domestic violence filings, dispositions of restraining orders, and forms of relief sought and granted. New data elements have been added to this report including:

- Number of granted reliefs for weapons seizures on temporary restraining orders (TROs).
- The average length of time for the defendant to be served.
- The number of cases where child support has been ordered either under the FV (domestic violence) docket or under a companion FD (non-dissolution) or FM (dissolution) docket.
- The number of times certain reliefs were sought and granted on final restraining orders (FROs).
- Information regarding the use of the Ontario Domestic Assault Risk Assessment (ODARA) when a criminal complaint is filed that also has a domestic violence (DV) indicator.

Additionally, this report includes data from the municipal and criminal divisions regarding criminal cases that have been identified as related to a domestic violence incident and data on non-indictable contempt charges, which are processed in family court pursuant to N.J.S.A. 2C:29-9(b).

## *Prevention of Domestic Violence Act of 1991*

New Jersey's PDVA is one of the strongest laws in the nation addressing domestic violence. The PDVA provides the following:

- Domestic violence definitions, including the 19 offenses from which a person is protected under this act.
- Domestic violence training requirements for judges, law enforcement and court staff.
- Guidance to law enforcement regarding the following:
  - the arrest of the alleged attacker,
  - the seizure of weapons, and
  - the filing of a criminal charge or a civil temporary restraining order (TRO).
- Requirements and process if a criminal domestic violence charge is filed against the defendant, including sentencing conditions, if found guilty.
- Requirements and process for filing a civil complaint alleging domestic violence in the Superior Court, family part.
- Penalties or fees to be assessed against the defendant.
- The contempt process that is applied when a defendant has violated a court order.
- The confidentiality of domestic violence records.
- Requirement for New Jersey to maintain a central registry of all persons who have a domestic violence restraining order entered against them.

# Legal Process

## *Civil Procedure*

Procedurally, the PDVA provides that a single domestic violence incident may give rise to both civil and/or criminal remedies. In the civil process, a domestic violence civil complaint is an application for a TRO. A victim may apply for a TRO in either the Superior Court or municipal court. If a civil TRO is granted, a subsequent hearing is usually held within 10 days to determine whether the TRO will become a final restraining order (FRO).

FROs include two primary types of relief to the victim: injunctive relief, and non-injunctive relief. Injunctive relief directs the defendant's action, i.e., to have no contact with the victim, and/or to stay away from certain locations. Non-injunctive relief may include imposing financial penalties and obligations, the relinquishment of property and/or possessions, child support, and emergency monetary relief. The purpose of non-injunctive relief is to permit the victim support without the need to return to the abusive relationship, N.J.S.A. 2C:25-29b(10).

## *Criminal Procedure*

A criminal complaint involving domestic violence addresses criminal charges. Law enforcement must arrest the defendant and sign a criminal complaint if they find probable cause that domestic violence occurred along with certain other conditions pursuant to N.J.S.A. 2C:25-21.

## *Violations*

Contempt charges are how TROs and FROs are enforced. When a defendant violates the provisions of a restraining order, a contempt charge is filed by law enforcement or the victim. An example of a violation is when a defendant contacts a victim either in person, by telephone or by electronic media when the restraining order specifically states that the defendant is to have no contact with the victim. Violations of a restraining order may result in civil contempt proceedings and/or criminal charges.

The degree of the contempt charge determines whether the family or criminal division will hear the case. The family division has exclusive jurisdiction if the violation involves a petty disorderly persons offense, disorderly persons offense or if the violation involves actions related to child support or parenting time provisions in the order. The criminal division hears contempt charges if the defendant committed a violation that constitutes an indictable offense. A prosecutor is involved in all criminal contempt charges regardless of whether the case is heard in either the family or criminal division.

# Stop Violence Against Women Act (VAWA) Grant

The United States Department of Justice provides grant funding to the states to fight violent crimes against women as well as create and strengthen victim services. The Judiciary used this grant to provide the annual statewide Domestic Violence Conferences that are held each spring for all family division judges, managers, and domestic violence staff.

Conference topics in 2018 included sessions on:

- cultural awareness,
- situational couple violence,

- stalking,
- teen dating,
- animal cruelty,
- cyber violence, and
- strangulation.

Conference topics in 2019 included sessions on:

- intersection of human trafficking and the opioid crisis,
- restraining orders and the other family matters,
- trauma informed courts,
- batterers intervention programs,
- co-occurrence of sexual abuse and domestic violence,
- understanding risk in domestic violence,
- assessing legal credibility in the context of trauma and
- children services policies and protocols in relation to domestic violence.

Conference topics in 2020 included virtual sessions on:

- digital impersonation and deep-fakes,
- SOGI issues in family division context: an interactive workshop on LGBTQ+ inclusive practices,
- human trafficking,
- batterer myths and biases; and
- elder abuse.

Additionally, with VAWA funding, the AOC's family practice division was able to collaborate with Rutgers University to provide vicinage domestic violence staff with the Violence Against Women and Children Professional Training Program (VAWAC-PT). VAWAC-PT is a unique and engaging program that provides professionals with the knowledge and the practical skills needed to understand and effectively address the myriad issues faced by people who are victims of violence. Class topics included the following: Understanding Violence Against Women; Understanding Perpetration of Violence Against Women; Violence Against Women in Middle & High School Populations; Impact of Domestic Violence on Children; Violence Against Women in College Populations; Screening, Assessment and Basic Interventions; Violence Against Women in Diverse Populations; Legal Responses to Violence Against Women; Violence Against Women and Technology; and Ethical Issues & Values in Violence Against Women Work.

Staff who complete the full complement of courses receive a domestic violence certification from Rutgers University.

In 2019, in addition to the above training, funds were used to provide Domestic Violence 101 training. The training was provided to DV staff in the 15 vicinages with the assistance of the New Jersey Coalition to End Domestic Violence. The classes were comprised of the following domestic violence topics:

- basics,
- dynamics,
- trauma, and
- statistics.

In 2020, Rutgers University presented a master domestic violence class to staff who had previously received the VAWAC-PT certificate. Topics included the following:

- Mental Health and Domestic Violence
- Economic Empowerment and Domestic Violence
- Substance Abuse and Domestic Violence

# *Electronic System Enhancements*

## *eTRO and FACTS*

The Judiciary employs several electronic systems to track, docket, and process domestic violence restraining orders. The Electronic Temporary Restraining Order (eTRO) system is the electronic data entry program that is used by law enforcement and family court staff to create electronic civil domestic violence complaints, TROs and FROs. The Family Automated Case Tracking System (FACTS) is the mainframe program that houses the official electronic court records. The Domestic Violence Central Registry (DVCR) is a registry of all persons who have a domestic violence restraining order entered against them. Technical enhancements are made annually to the eTRO system to assist staff and judges in processing cases more efficiently.

In 2019, enhancements were made to the eTRO system to allow processing for the new immediate de novo requests. Prior to implementation of this directive, victims of domestic violence would make an application for a TRO with law enforcement when the Superior Court was closed. However, if the victim requested a de novo review of the denied TRO, the victim had to wait until the Superior Court was open for business. The safety of a domestic violence victim is always of utmost concern, and during a weekend or holiday, a victim may have had to wait two to three days for a de novo hearing.

Pursuant to the directive, if the victim requests a de novo review at the time the municipal court denies their request for a TRO, law enforcement will immediately contact an on-call Superior Court judge who will review the victim's original complaint. The Superior Court judge will conduct a hearing remotely and either grant or deny the TRO.

In 2020, in addition to the annual enhancements and upgrades, cover pages were added to the TROs providing COVID-19 court-related information to the plaintiff and defendant. Furthermore, criminal no-contact orders were added into the Domestic Violence Central Registry (DVCR) which are now viewable to law enforcement personnel.

# 2018 Judiciary Initiatives for Domestic Violence

## *Self-Help packet on “How to Enforce or Request a Change of a Domestic Violence Restraining Order or Sexual Assault Survivor Protection Order”*

A new domestic violence self-help packet and instructions has been promulgated by the Judiciary. The packet is to be used when a litigant seeks to enforce or modify a domestic violence restraining order or sexual assault protection order under the family violence (FV) docket. The new self-help packet is available on the Domestic Violence and SASPA (Sexual Assault Survivor’s Protection Act) forms page of the Judiciary’s Internet webpage. Furthermore, criminal no-contact orders were added into the Domestic Violence Central Registry (DVCR), which are now viewable to law enforcement staff.

## *Translation of Domestic Violence complaint, Temporary Restraining Order and Final Restraining Order*

To assist litigants whose first language is not English, the Judiciary has now translated the New Jersey Domestic Violence Civil Complaint, Temporary Restraining Order and Final Restraining Order templates into Spanish, Haitian Creole, Portuguese, Korean and Polish for interpreting services only. These templates are not the official orders.

## *Order of Disposition - Domestic Violence Contempt Proceedings*

A standard Order of Disposition for use in a contempt proceeding based on a violation of a domestic violence restraining order was promulgated by the Judiciary in 2018. This new order contains areas to record dispositions and impose financial penalties. In addition, the order contains check boxes that address requirements specified by the following two recently enacted statutes:

- N.J.S.A. 53:1-20.17, effective July 1, 2017, which requires defendants convicted of specified disorderly persons offenses to submit a DNA sample; and
- N.J.S.A. 2C:25-27(c)(1), effective Aug. 1, 2017, which prohibits defendants found guilty of a crime or offense involving domestic violence, from purchasing, owning, possessing, or controlling a firearm and from receiving or retaining a firearms purchaser identification card or permit to purchase a handgun.

## *Directive #14-18 - Revised Domestic Violence Hearing Officer Program Standards*

Directive #14-18, Domestic Violence Hearing Officer Program Standards, was issued superseding Directive #25-17. The revised directive allows domestic violence hearing officers at the discretion of the presiding judge to recommend a continuance order at the final hearing when only one party appears on the final hearing date and there are no amendments to the TRO.

# 2019 Judiciary Initiatives for Domestic Violence

## *Directive #13-19 - Immediate DeNovo Hearing for the Municipal Court of a Denial of a Domestic Violence Temporary Restraining Order*

Directive #13-19, Immediate De Novo Hearing for the Municipal Court Denial of a Domestic Violence Temporary Restraining Order, was promulgated in July 2019.

## *New Jersey Bench Guide of Domestic Violence Risk Factors*

This guide was created to assist judges and hearing officers in identifying domestic violence risk factors that may be indicative of escalating and potentially fatal domestic violence. The guide may also be valuable in assisting courts in crafting temporary and final restraining orders, specifically regarding custody, parental cases, parenting time, and program mandates. This document is not exhaustive, is not meant to be a substitute for the court's discretion in determining the credibility of the allegations and weight for each factor, and is not meant to be filled out, scored in any way, or placed in the court file.

## *Directive #19-19 Guidelines for Extreme Risk Protective Orders*

Directive #19-19 promulgated Guidelines for Extreme Risk Protective Orders. The guidelines establish a civil process and procedures for a petitioner to seek an extreme risk protective order. This protective order specifically prohibits a person from owning, purchasing, possessing, or receiving firearms or ammunition, or from securing or holding a firearms purchaser identification card, a permit to purchase a handgun pursuant to [N.J.S.A. 2C:58-3](#), or a permit to carry a handgun pursuant to [N.J.S.A. 2C:58-4](#).

There are four ways a civil petition for a temporary extreme risk protective order can be filed:

1. A family or household member can file a petition at the criminal division of the Superior Court.
2. A law enforcement officer petitioner may file with the court.
3. Other persons who are neither family or household members nor law enforcement officers may request at a law enforcement agency that a law enforcement officer file a petition with the court.
4. A petition against a law enforcement officer, which must be filed at the law enforcement agency where the respondent is employed.

However, these orders do not offer the range of relief provided by restraining orders issued pursuant to the "Prevention of Domestic Violence Act of 1991."

# *2020 Judiciary Initiatives for Domestic Violence*

In 2020, while globally and nationally many businesses closed and operations paused due to the COVID-19 pandemic, the New Jersey Judiciary realized that it needed to remain available to the public but would have to develop new ways to provide needed services. The Judiciary continued to operate, and the use of technology rose to the forefront as hearings became virtual either by video or telephone and filings became electronic by submission through the new Judiciary Electronic Document Submission (JEDS) system. While the use of technology increased exponentially, the Judiciary understood that not all New Jersey residents have the technical knowledge or access to equipment to connect electronically to the court. With the aid of the Judiciary Ombudsman Program, which can respond to questions in every county, and the availability of technology rooms for use by litigants, the Judiciary provides assistance and services to court users who may not have the ability to connect to the Judiciary remotely.

## *Directive #06-20 - Domestic Violence Economic Mediation Program- Operational Guidelines and Forms*

This directive promulgates statewide operational guidelines for the Domestic Violence Economic Mediation (DVEM) program. The DVEM program enables litigants to mediate economic issues in dissolution matters where there is an active domestic violence final restraining order between the parties. The mediation is to only address economic issues, not custody or parenting time. This program has been temporarily paused due to the COVID-19 pandemic. The program will resume once the courthouses are sufficiently staffed to near or full capacity.

## *Directive #17-20 - Co-occurring Orders Involving No-Contact Release Conditions and Domestic Violence or Custody Matters*

This directive promulgates the process to ensure communication between divisions where a defendant has a no-contact order in the criminal division and a concurrent domestic violence or custody matter in the family division.

## *Directive #19-20 - Domestic Violence Temporary Orders – Procedures for Taking Applications Remotely*

This directive promulgates the process in which a litigant can contact the family division remotely during normal court hours to request a temporary restraining order.

## *Directive #25-20 - Application to Amend Domestic Violence Complaint and Instruction Packet*

This directive promulgates a domestic violence form and instruction packet for victims who have already been granted a temporary restraining order to administratively amend their domestic violence complaint for certain reasons. The reasons to amend the domestic violence complaint without having to come to the courthouse are as follows:

- To add additional verbiage about the predicate offense that was not captured on the original complaint.
- To indicate if the defendant violated the restraining order and/or to capture additional predicate acts that were not designated on the original complaint.
- To add additional prior domestic violence history that was not captured on the original complaint. and;
- To add any children who were not referenced in the original complaint.

# Domestic Violence Statistical Data

This report presents data regarding domestic violence filings, dispositions of restraining orders, and forms of relief sought and granted. Additionally, this report includes data from the municipal and criminal divisions regarding criminal cases that have been identified as related to a domestic violence incident and data on non-indictable contempt charges, which are processed in family court pursuant to N.J.S.A. 2C:29-9(b).

## *ODARA Completions on a Criminal Complaint with a DV Indicator*

Pursuant to the Attorney General 2016-6 v3.0 directive, the director of the Division of Criminal Justice designated the ODARA as the risk assessment tool to be used by law enforcement officers throughout New Jersey to assist in identifying the risk of future assaults against intimate partners. The ODARA predicts the likelihood that a defendant who has committed assault on an intimate partner will do so again. The risk assessment tool is administered by a trained law enforcement officer through an interview with the victim. The law enforcement officer will also conduct a review of the defendant's criminal history and related information to complete the assessment.

Below are the statistics for the use of the ODARA for the years of 2018, 2019 and 2020.

*Table 1  
Number of Warrants/Summons with ODARA completed  
when a complaint issued with DV indicator = Yes*

Year	ODARA	% DV = Y	Total # of DV Cases
2018	6,482	19.3%	33,502
2019	14,686	43.7%	33,631
2020	14,672	41.7%	35,160
Total	35,840	35.0%	102,293

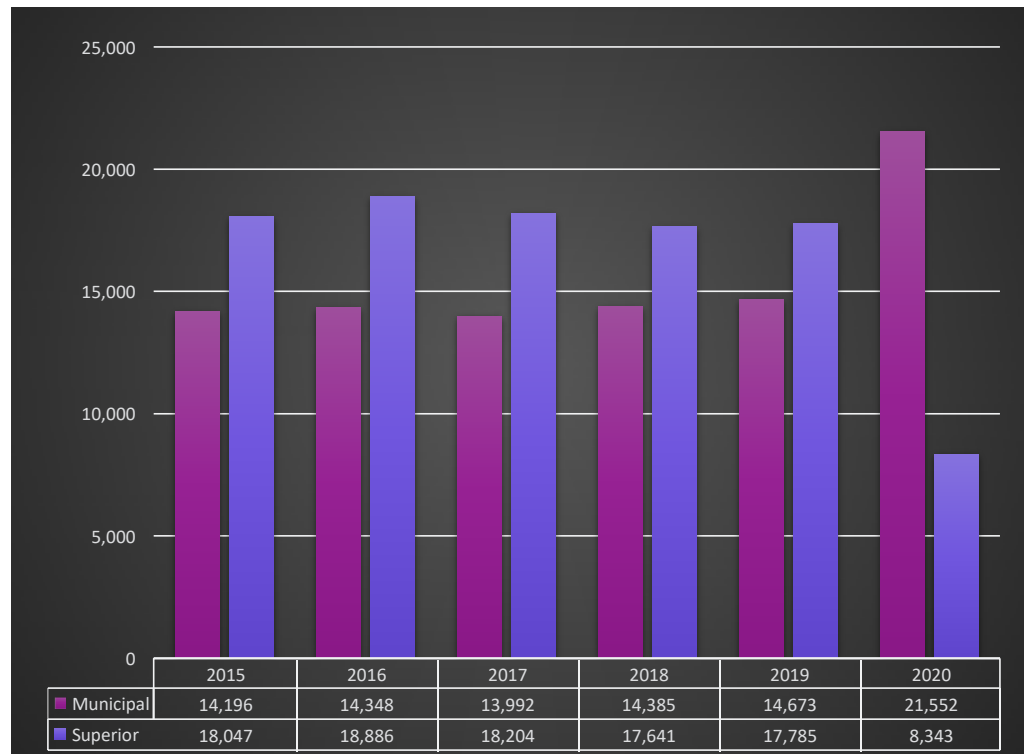
**Table 2**  
*County-wide Number of Warrants/Summons with ODARA completed when a complaint issued with DV indicator = Yes*

County	2018			2019			2020		
	ODARA	%DV=Y	DV=Y	ODARA	%DV=Y	DV=Y	ODARA	%DV=Y	DV=Y
Atlantic	323	19.9%	1,625	744	42.0%	1,772	620	40.8%	1,520
Bergen	336	19.5%	1,721	752	45.5%	1,651	657	42.1%	1,560
Burlington	324	15.5%	2,094	753	35.5%	2,124	683	34.0%	2,010
Camden	561	16.5%	3,398	1,102	32.6%	3,378	1,093	27.8%	3,934
Cape May	97	19.1%	508	223	43.2%	516	208	43.8%	475
Cumberland	311	19.5%	1,592	658	42.9%	1,535	596	40.7%	1,464
Essex	1,070	26.2%	4,078	2,542	55.8%	4,559	2,928	51.0%	5,742
Gloucester	222	15.9%	1,392	494	35.8%	1,381	521	37.3%	1,396
Hudson	593	24.9%	2,385	1,408	54.8%	2,568	1,483	52.0%	2,851
Hunterdon	38	18.4%	206	77	35.2%	219	78	36.6%	213
Mercer	64	3.2%	1,982	255	13.8%	1,853	260	15.0%	1,728
Middlesex	448	20.1%	2,232	966	45.5%	2,124	963	43.2%	2,231
Monmouth	339	18.9%	1,790	726	43.5%	1,668	668	40.2%	1,663
Morris	125	17.7%	708	301	41.6%	724	270	39.9%	677
Ocean	415	20.2%	2,055	880	42.7%	2,063	741	37.0%	2,003
Passaic	542	25.2%	2,149	1,221	59.3%	2,060	1,324	60.4%	2,192
Salem	78	21.5%	362	173	42.7%	405	164	38.2%	429
Somerset	119	18.1%	656	301	47.6%	633	270	42.7%	632
Sussex	69	20.4%	339	191	53.2%	359	131	41.7%	314
Union	359	18.9%	1,897	800	46.0%	1,738	917	49.9%	1,839
Warren	49	14.7%	333	119	39.5%	301	97	33.8%	287
<b>Statewide Total</b>	<b>6,482</b>	<b>19.3%</b>	<b>33,502</b>	<b>14,686</b>	<b>43.7%</b>	<b>33,631</b>	<b>14,672</b>	<b>41.7%</b>	<b>35,160</b>

***Domestic Violence Complaints***

As set forth below and in detail in the following pages, the number of domestic violence filings remains relatively static each year except in the year 2020. For several months in 2020, due to the COVID-19 pandemic, local law enforcement and municipal courts were responsible for completing the TRO complaints and conducting the TRO proceedings. Therefore, as noted in Chart A, the municipal origination of domestic violence complaints increased significantly in 2020 as compared to the years prior to the pandemic.

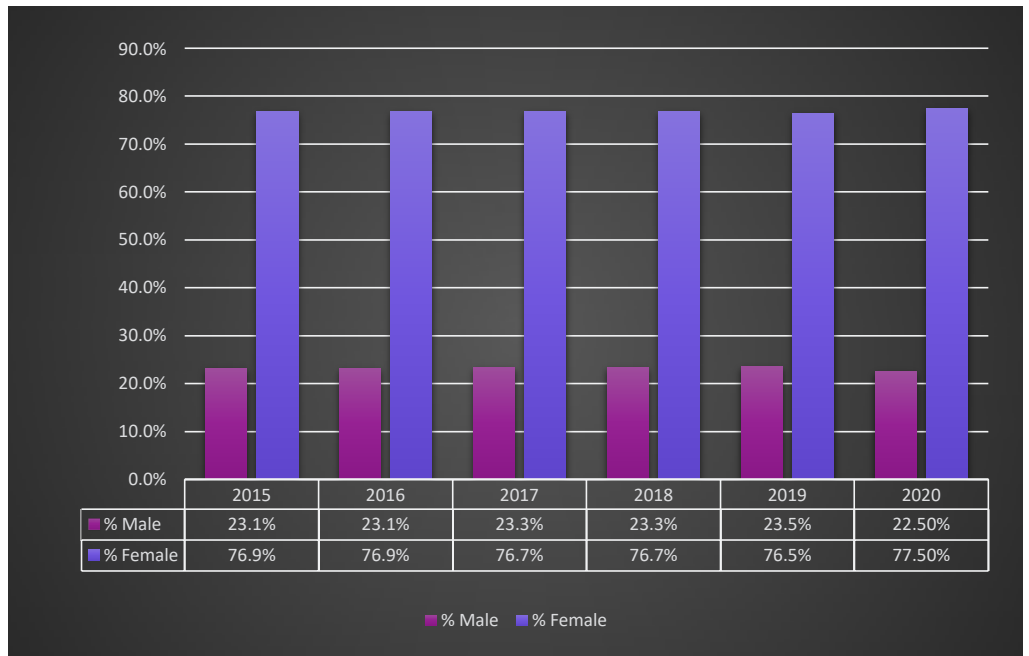
***Chart A  
Case Origination of Domestic Violence Complaints***



### Gender

The data illustrated in Chart B below depicts that in New Jersey, more than 76 percent of the plaintiffs are women. However, men can be and are victims, too. Men, in addition to women, suffer physical, mental, and sexual abuse in both heterosexual and same-sex relationships.

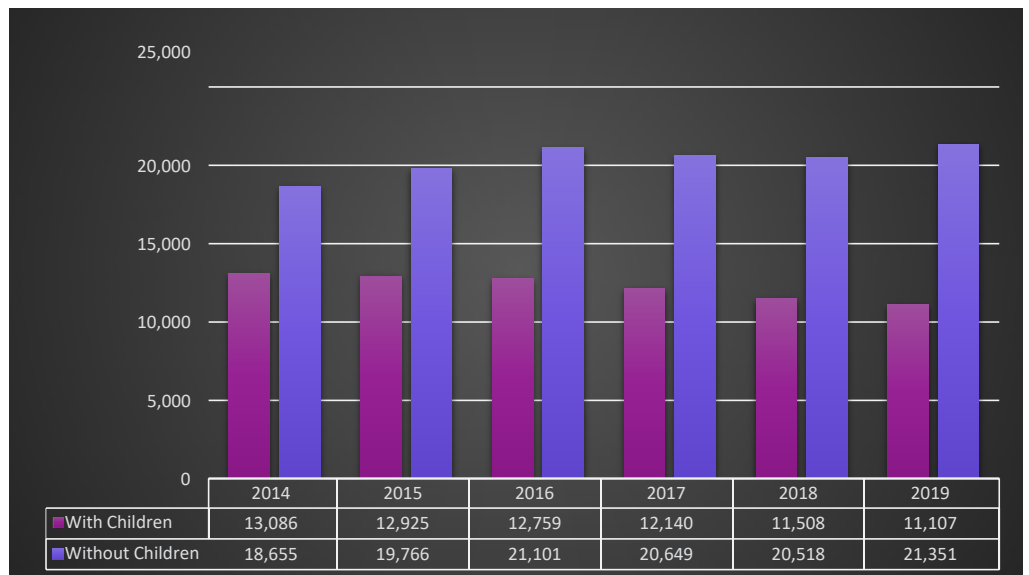
*Chart B*  
*Gender of Plaintiffs*



### *Children and Domestic Violence*

Children exposed to violence in the home are also victims of physical abuse.<sup>1</sup> Children who witness domestic violence or are victims of abuse themselves are at serious risk for long-term physical and mental health problems.<sup>2</sup> Children who witness violence between parents may also be at greater risk of being violent in their future relationships. As depicted in Chart C below, although a majority of the parties in domestic violence complaints did not have children in common, there are a significant number of cases with children that may have been impacted by violence in the home.

*Chart C  
Complaints with and without Child(ren) at Time of Filing*



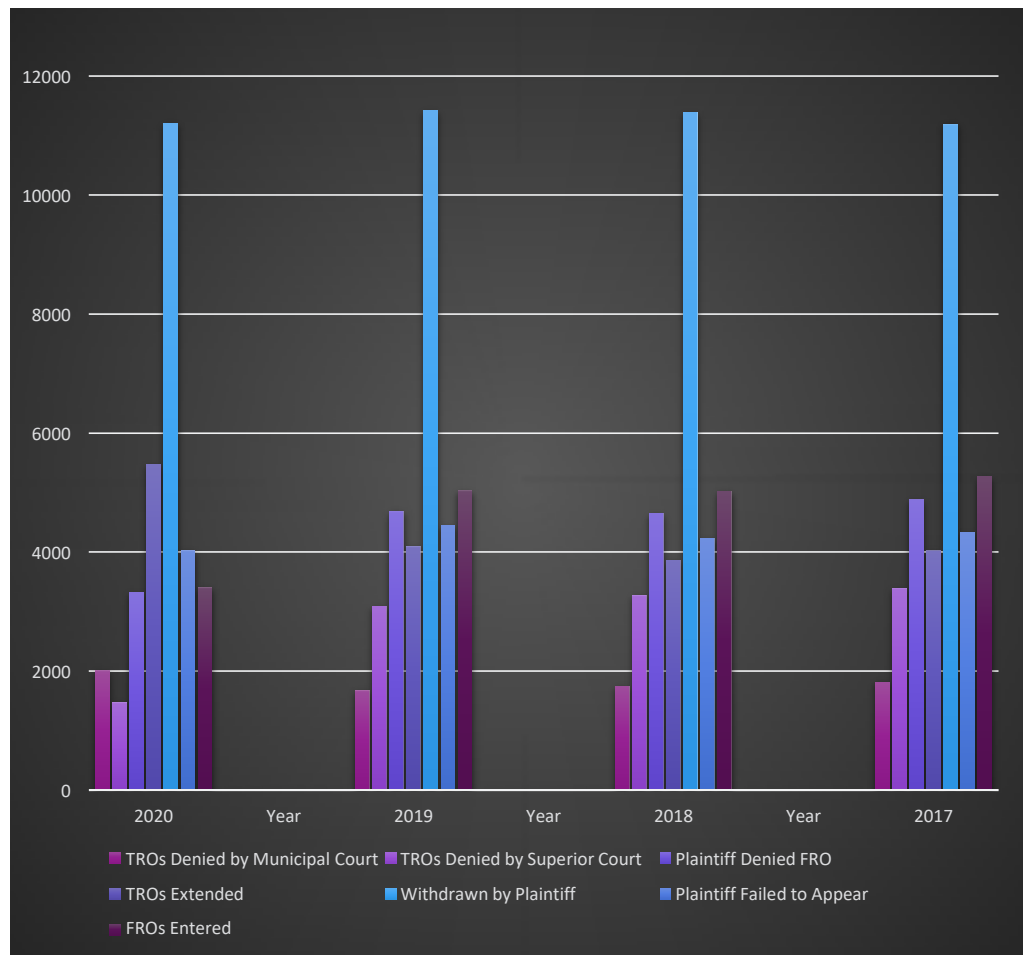
<sup>1</sup> Modi, M. N., Palmer, S., & Armstrong, A. (2014). The Role of Violence Against Women Act in Addressing Intimate Partner Violence: A Public Health Issue. *Journal of Women's Health, 23*(3), 253– 259. <http://doi.org/10.1089/jwh.2013.4387>

<sup>2</sup> Gilbert, L.K., Breiding, M.J., Merrick, M.T., Parks, S.E., Thompson, W.W., Dhingra, S.S., Ford, D.C. (2015). Childhood Adversity and Adult Chronic Disease: An update from ten states and the District of Columbia, 2010. *American Journal of Preventive Medicine, 48*(3): 345-349. <https://doi.org/10.1016/j.amepre.2014.09.006>

### Dispositions

As represented in the Chart D below, the disposition of TROs has been consistent for several years. On average, more than 5,000 FROs are entered by the Superior Court annually. In 2020, due to the COVID-19 pandemic, there was also an increase in the number of extended TROs due to lack of service of the TRO to the defendant.

*Chart D  
Dispositions*



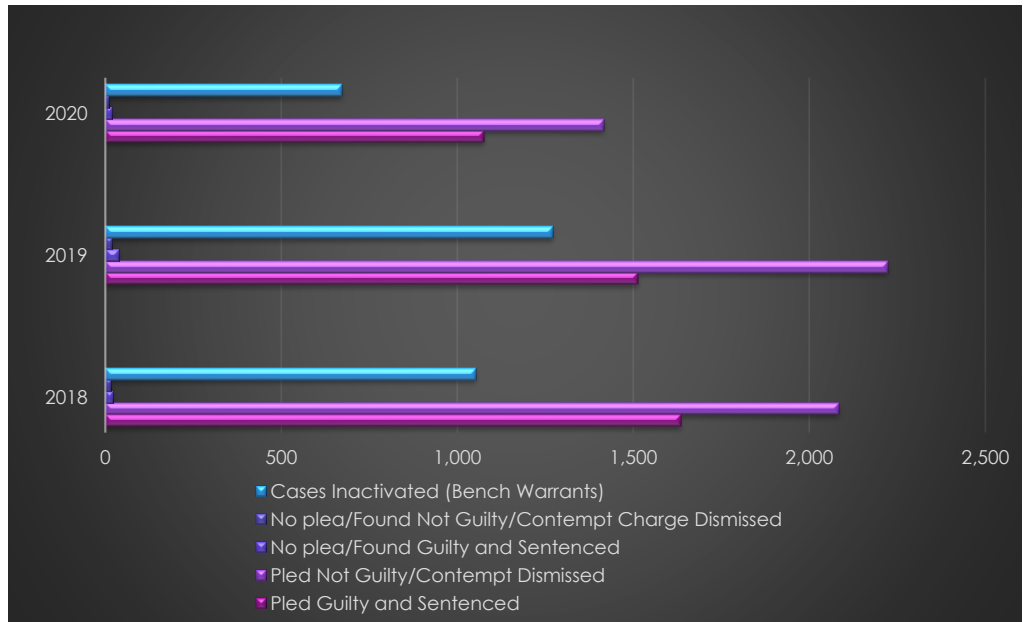
### Violations

If the defendant violates a domestic violence restraining order, that violation constitutes the offense of “contempt” under N.J.S.A. 2C:29-9 (b).

The degree of the contempt charge determines whether the family or criminal division will hear the case. The family division has exclusive jurisdiction if the violation involves a petty disorderly persons offense, disorderly persons offense or if the violation involves actions related to child support or parenting time provisions in the order. The criminal division hears contempt charges if the defendant committed a violation that constitutes an indictable offense. A prosecutor is involved in all criminal contempt charges regardless of whether the case is heard in the family or criminal division.

As depicted in Chart E the continued collection and analysis of New Jersey’s domestic violence data assists in the creation or modification of judicial policies and procedures. This data will continue to be reviewed by the Judiciary to assist in effectuating the intent of the Prevention of Domestic Violence Act to provide New Jersey domestic violence victims with maximum protection from domestic abuse.

*Chart E  
Criminal Contempt Dispositions*



# *2018*

## *Statistical Data*

# Table of Contents

<b>21</b>	<b>Section One   Family Cases - New Complaints Filed</b>
	<b>Statewide Figures</b>
	<ul style="list-style-type: none"> <li>• Case Origination of Domestic Violence Complaints - Filed and Added</li> <li>• Genders of Plaintiffs and Defendants for New Complaints Filed</li> <li>• Living Arrangements of Plaintiffs and Defendants for New Complaints Filed</li> <li>• Relationships Between Plaintiffs and Defendants for New Complaints Filed</li> </ul>
<b>23</b>	<b>County Figures</b>
	<ul style="list-style-type: none"> <li>• Case Origination of Domestic Violence Complaints - Filed and Added</li> </ul>
<b>24</b>	<ul style="list-style-type: none"> <li>• Details of Domestic Violence Complaints - Filed and Added</li> </ul>
<b>25</b>	<ul style="list-style-type: none"> <li>• Genders of Plaintiffs and Defendants for New Complaints Filed</li> </ul>
<b>26</b>	<ul style="list-style-type: none"> <li>• Living Arrangements of Plaintiffs and Defendants for New Complaints Filed</li> </ul>
<b>27</b>	<ul style="list-style-type: none"> <li>• Relationships Between Plaintiffs and Defendants for New Complaints Filed</li> </ul>
<b>28</b>	<b>Section Two   Family Cases - Case Results and Dispositions</b>
	<b>Statewide Figures</b>
	<ul style="list-style-type: none"> <li>• TROs Issued (Pending an FRO Proceeding)</li> <li>• TROs Denied in Superior Court</li> <li>• TROs Denied in Municipal Court</li> <li>• Complaint Withdrawn By Plaintiff</li> <li>• Plaintiff Failed to Appear / Complaint Dismissed</li> <li>• Plaintiff Denied FRO</li> <li>• TROs Extended / Defendant Not Served</li> <li>• FROs Entered</li> <li>• Cases Reopened Then Reclosed</li> </ul>
<b>29</b>	<b>County Figures</b>
	<ul style="list-style-type: none"> <li>• Domestic Violence Dispositions Summary</li> <li>• Domestic Violence Dispositions Detail</li> </ul>
<b>30</b>	<b>Section Three   Final Restraining Orders - Filings and Dispositions</b>
	<b>Statewide Figures</b>
	<ul style="list-style-type: none"> <li>• Reliefs Contained on Final Restraining Orders</li> </ul>
<b>32</b>	<b>County Figures</b>
	<ul style="list-style-type: none"> <li>• Domestic Violence Relief Disposition Status</li> </ul>
<b>42</b>	<b>Section Four   Violations of Restraining Orders - Filings and Dispositions</b>
	<b>Statewide Figures</b>
	<ul style="list-style-type: none"> <li>• Case Filings and Dispositions</li> </ul>
<b>43</b>	<b>County Figures</b>
<b>44</b>	<ul style="list-style-type: none"> <li>• Domestic Violence Criminal Contempt (FO) Summary - Filings</li> </ul>
<b>45</b>	<ul style="list-style-type: none"> <li>• Domestic Violence Criminal Contempt (FO) Summary - Dispositions</li> </ul>
<b>46</b>	<b>Section Five   Criminal Domestic Violence Cases - Filings and Dispositions</b>
	<b>Statewide Figures</b>
	<ul style="list-style-type: none"> <li>• Case Filings and Dispositions</li> </ul>
<b>47</b>	<b>County Figures</b>
	<ul style="list-style-type: none"> <li>• Domestic Violence Statistics: Filings</li> </ul>
<b>48</b>	<ul style="list-style-type: none"> <li>• Domestic Violence Statistics: Dispositions</li> </ul>
<b>49</b>	<ul style="list-style-type: none"> <li>• Domestic Violence Statistics: Dispositions by Type</li> </ul>
<b>50</b>	<b>Section Six   Municipal Court DV Cases - Filings and Dispositions</b>
	<b>Statewide Figures</b>
	<ul style="list-style-type: none"> <li>• Case Filings and Dispositions</li> </ul>
<b>51</b>	<b>County Figures</b>
	<ul style="list-style-type: none"> <li>• Domestic Violence Statistics: Complaints Added</li> </ul>
<b>52</b>	<ul style="list-style-type: none"> <li>• Domestic Violence Statistics: Complaints Disposed</li> </ul>
<b>53</b>	<ul style="list-style-type: none"> <li>• Domestic Violence Statistics: Complaints Disposed by Type</li> </ul>

# Section One

## Family Cases - New Complaints Filed

### Statewide Figures

#### DOMESTIC VIOLENCE FILING STATISTICS (during Calendar Year 2018)

##### Case Origination of Domestic Violence Complaints - Filed and Added

(These figures are based on the Total New Filings during the calendar year.)

	<u>Complaints Filed</u>	<u>TROs Issued</u>	<u>TROs Denied</u>
Municipal Court	14,385	12,637	1,747
Superior Court	17,641	13,912	3,265
<b>Total (New Complaints Filed)</b>	<b>32,026</b>	<b>26,549</b>	<b>5,012</b>
Recording of Out-of-State Restraining Orders	45		
TROs Reopened - Defendant Served	2,963		
<b>Total (New Complaints Filed plus Reopened Cases)</b>	<b>35,034</b>		
<b>FRO Reopened</b>	<b>8,817</b>		
<b>Reliefs granted for Weapons Seizure on TRO</b>	<b>2,336</b>		

#### Domestic Violence Annual Report

Detail of Domestic Violence Complaints - Filed and Denied (Based on Case Filing Date)  
For the Period Between January 1, 2018 and December 31, 2018

County	TROs Issued Superior Court	TROs Issued Municipal Court	TROs Denied Superior Court	TROs Denied Municipal Court
Atlantic	669	414	36	101
Bergen	1,046	862	218	95
Burlington	675	813	201	318
Camden	1,163	1,531	236	153
Cape May	210	218	14	18
Cumberland	519	615	124	73
Essex	2,277	1,026	141	54
Gloucester	428	619	131	123
Hudson	704	909	714	44
Hunterdon	125	90	33	23
Mercer	1,066	427	94	91
Middlesex	835	839	127	89
Monmouth	615	718	140	120
Morris	295	409	117	80
Ocean	696	952	240	105
Passaic	1,030	600	217	48
Salem	208	192	45	9
Somerset	259	378	109	65
Sussex	162	173	55	50
Union	756	637	219	74
Warren	174	215	54	14
<b>Statewide</b>	<b>13,912</b>	<b>12,637</b>	<b>3,265</b>	<b>1,747</b>

**Genders of Plaintiffs and Defendants for New Complaints Filed**

(These figures are based on the Total New Filings during the calendar year.)

Gender of Parties

Plaintiff - Female	24,574	76.7%
Plaintiff - Male	7,452	23.3%
Defendant - Female	8,188	25.6%
Defendant - Male	23,838	74.4%

**Living Arrangements of Plaintiffs and Defendants for New Complaints Filed**

(These figures are based on the Total New Filings during the calendar year.)

Arrangements

Living Together	13,136	41.0%
Previously Lived Together	13,706	42.8%
Never Lived Together	5,184	16.2%

**Relationships Between Plaintiffs and Defendants for New Complaints Filed**

(These figures are based on the Total New Filings during the calendar year.)

Party Relationship

a. Spouse With Child(ren)	3,771	11.8 %
b. Spouse Without Child(ren)	2,706	8.4 %
c. Former Spouse With Child(ren)	712	2.2 %
d. Former Spouse Without Child(ren)	304	.9 %
e. Never Married / With Child(ren)	7,025	21.9 %
f. Never Married / Expectant Parents	264	.8 %
g. Present Household Member	4,592	14.3 %
h. Former Household Member	3,206	10.0 %
i. Dating Relationship	8,576	26.8 %
j. Not Related / Without Child(ren)	870	2.7 %

New Complaints Filed:	32,026
TROs Issued:	26,549
FROs Issued:	5,024

The average length of time it took for the defendant to be served (days):	3
Indefinitely continued (extended) TROs:	3,854
The average length of time from TRO granted to a FRO hearing (days):	23

FRO Cases with Children:	1,891
Child Support/Medical coverage granted at FRO or within 180 days of AFRO:	706
FM Cases prior to FRO:	274
FD cases filed prior to FRO with Child Support/Medical Coverage:	780

# Section One

## Family Cases - New Complaints Filed

### County Figures

Case Origination of Domestic Violence Complaints - Filed and Added (Based on Case Filing Date)  
For the Period Between January 1, 2018 and December 31, 2018

County	New Complaints Filed	%	[Reopened] Defendant Served with TRO	%	Total Cases Filed and Added
Atlantic	1,228	91.2	118	8.8	1,346
Bergen	2,242	92.1	193	7.9	2,435
Burlington	2,029	95.8	89	4.2	2,118
Camden	3,138	95.5	148	4.5	3,286
Cape May	462	95.5	22	4.5	484
Cumberland	1,350	91.3	128	8.7	1,478
Essex	3,579	91.9	314	8.1	3,893
Gloucester	1,316	94.9	71	5.1	1,387
Hudson	2,390	91.9	212	8.1	2,602
Hunterdon	271	93.4	19	6.6	290
Mercer	1,710	83.7	332	16.3	2,042
Middlesex	1,913	89.1	233	10.9	2,146
Monmouth	1,607	93.5	112	6.5	1,719
Morris	915	92.8	71	7.2	986
Ocean	2,026	91.0	200	9.0	2,226
Passaic	1,943	83.2	391	16.8	2,334
Salem	462	94.3	28	5.7	490
Somerset	821	94.5	48	5.5	869
Sussex	442	96.9	14	3.1	456
Union	1,712	89.5	200	10.5	1,912
Warren	470	95.9	20	4.1	490
<b>Total</b>	<b>32,026</b>	<b>91.5</b>	<b>2,963</b>	<b>8.5</b>	<b>34,989</b>

Source: Family Division domestic violence complaints

**Detail of Domestic Violence Complaints - Filed and Added (Based on Case Filing Date)  
For the Period Between January 1, 2018 and December 31, 2018**

County	New Complaints Filed	New Cases [Municipal] Source=08 (01/ )		New Cases [Superior] Source=01 (01/ )		Reopened Defendant Served with TRO (06/ )
			%		%	
Atlantic	1,228	515	41.9	713	58.1	118
Bergen	2,242	957	42.7	1,285	57.3	193
Burlington	2,029	1,131	55.7	898	44.3	89
Camden	3,138	1,684	53.7	1,454	46.3	148
Cape May	462	236	51.1	226	48.9	22
Cumberland	1,350	688	51.0	662	49.0	128
Essex	3,579	1,080	30.2	2,499	69.8	314
Gloucester	1,316	741	56.3	575	43.7	71
Hudson	2,390	953	39.9	1,437	60.1	212
Hunterdon	271	113	41.7	158	58.3	19
Mercer	1,710	518	30.3	1,192	69.7	332
Middlesex	1,913	930	48.6	983	51.4	233
Monmouth	1,607	838	52.1	769	47.9	112
Morris	915	489	53.4	426	46.6	71
Ocean	2,026	1,057	52.2	969	47.8	200
Passaic	1,943	648	33.4	1,295	66.6	391
Salem	462	201	43.5	261	56.5	28
Somerset	821	443	54.0	378	46.0	48
Sussex	442	223	50.5	219	49.5	14
Union	1,712	711	41.5	1,001	58.5	200
Warren	470	229	48.7	241	51.3	20
<b>Total</b>	<b>32,026</b>	<b>14,385</b>	<b>44.9</b>	<b>17,641</b>	<b>55.1</b>	<b>2,963</b>

Note: The Reopened/TRO case count is not included in the percentage calculation.

Source: Family Division domestic violence complaints

**Genders of Plaintiffs and Defendants for New Complaints Filed (Based on Case Filing Date)  
For the Period Between January 1, 2018 and December 31, 2018**

County	New Complaints Filed	Plaintiff Male	%	Plaintiff Female	%	Defendant Male	%	Defendant Female	%
Atlantic	1,228	286	23.3	942	76.7	918	74.8	310	25.2
Bergen	2,242	582	26.0	1,660	74.0	1,666	74.3	576	25.7
Burlington	2,029	489	24.1	1,540	75.9	1,481	73.0	548	27.0
Camden	3,138	760	24.2	2,378	75.8	2,307	73.5	831	26.5
Cape May	462	91	19.7	371	80.3	362	78.4	100	21.6
Cumberland	1,350	317	23.5	1,033	76.5	973	72.1	377	27.9
Essex	3,579	849	23.7	2,730	76.3	2,646	73.9	933	26.1
Gloucester	1,316	337	25.6	979	74.4	954	72.5	362	27.5
Hudson	2,390	495	20.7	1,895	79.3	1,872	78.3	518	21.7
Hunterdon	271	67	24.7	204	75.3	201	74.2	70	25.8
Mercer	1,710	422	24.7	1,288	75.3	1,194	69.8	516	30.2
Middlesex	1,913	373	19.5	1,540	80.5	1,492	78.0	421	22.0
Monmouth	1,607	378	23.5	1,229	76.5	1,221	76.0	386	24.0
Morris	915	210	23.0	705	77.0	696	76.1	219	23.9
Ocean	2,026	476	23.5	1,550	76.5	1,508	74.4	518	25.6
Passaic	1,943	415	21.4	1,528	78.6	1,452	74.7	491	25.3
Salem	462	120	26.0	342	74.0	328	71.0	134	29.0
Somerset	821	202	24.6	619	75.4	611	74.4	210	25.6
Sussex	442	112	25.3	330	74.7	318	71.9	124	28.1
Union	1,712	353	20.6	1,359	79.4	1,293	75.5	419	24.5
Warren	470	118	25.1	352	74.9	345	73.4	125	26.6
<b>Total</b>	<b>32,026</b>	<b>7,452</b>	<b>23.3</b>	<b>24,574</b>	<b>76.7</b>	<b>23,838</b>	<b>74.4</b>	<b>8,188</b>	<b>25.6</b>

Note: The % in the Male and Female columns reflect the percentage of plaintiffs and/or defendants of that gender within that county.

Source: Family Division domestic violence complaints

**Living Arrangements of Plaintiffs and Defendants for New Complaints Filed (Based on Case Filing Date)  
For the Period Between January 1, 2018 and December 31, 2018**

County	New Complaints Filed	Living Together		Previously Lived Together		Never Lived Together	
			%		%		%
Atlantic	1,228	544	44.3	495	40.3	189	15.4
Bergen	2,242	1,031	46.0	826	36.8	385	17.2
Burlington	2,029	883	43.5	873	43.0	273	13.5
Camden	3,138	1,348	43.0	1,293	41.2	497	15.8
Cape May	462	178	38.5	235	50.9	49	10.6
Cumberland	1,350	552	40.9	639	47.3	159	11.8
Essex	3,579	1,213	33.9	1,696	47.4	670	18.7
Gloucester	1,316	579	44.0	508	38.6	229	17.4
Hudson	2,390	876	36.7	985	41.2	529	22.1
Hunterdon	271	124	45.8	122	45.0	25	9.2
Mercer	1,710	563	32.9	850	49.7	297	17.4
Middlesex	1,913	822	43.0	737	38.5	354	18.5
Monmouth	1,607	636	39.6	726	45.2	245	15.2
Morris	915	420	45.9	344	37.6	151	16.5
Ocean	2,026	981	48.4	836	41.3	209	10.3
Passaic	1,943	629	32.4	950	48.9	364	18.7
Salem	462	204	44.2	196	42.4	62	13.4
Somerset	821	392	47.7	320	39.0	109	13.3
Sussex	442	215	48.6	174	39.4	53	12.0
Union	1,712	722	42.2	699	40.8	291	17.0
Warren	470	224	47.7	202	43.0	44	9.4
<b>Total</b>	<b>32,026</b>	<b>13,136</b>	<b>41.0</b>	<b>13,706</b>	<b>42.8</b>	<b>5,184</b>	<b>16.2</b>

Note: The % columns reflect the percentage of domestic violence cases in which the plaintiffs and defendants had a particular living arrangement at the time the complaints were filed.

Source: Family Division domestic violence complaints

**Relationships Between Plaintiffs and Defendants for New Complaints Filed (Based on Case Filing Date)  
For the Period Between January 1, 2018 and December 31, 2018**

County	New Complaints Filed	(a) Spouse With Child(ren)		(b) Spouse Without Child(ren)		(c) Fmr Spouse With Child(ren)		(d) Fmr Spouse Without Child(ren)		(e) Nvr Married With Child(ren)		(f) Nvr Married Expectant Parents		(g) Present Household Member		(h) Former Household Member		(i) Dating Rlttnship		(j) Not Related Without Child(ren)	
		___	%	___	%	___	%	___	%	___	%	___	%	___	%	___	%	___	%	___	%
Atlantic	1,228	111	9.0	96	7.8	20	1.6	14	1.1	293	23.9	22	1.8	169	13.8	98	8.0	373	30.4	32	2.6
Bergen	2,242	368	16.4	238	10.6	77	3.4	23	1.0	394	17.6	10	.4	330	14.7	198	8.8	543	24.2	61	2.7
Burlington	2,029	221	10.9	185	9.1	51	2.5	16	.8	397	19.6	15	.7	353	17.4	247	12.2	477	23.5	67	3.3
Camden	3,138	273	8.7	194	6.2	40	1.3	27	.9	713	22.7	30	1.0	527	16.8	332	10.6	904	28.8	98	3.1
Cape May	462	45	9.7	43	9.3	7	1.5	6	1.3	98	21.2	10	2.2	61	13.2	61	13.2	119	25.8	12	2.6
Cumberland	1,350	93	6.9	104	7.7	15	1.1	9	.7	345	25.6	8	.6	207	15.3	137	10.1	409	30.3	23	1.7
Essex	3,579	384	10.7	311	8.7	64	1.8	17	.5	979	27.4	36	1.0	377	10.5	278	7.8	1,055	29.5	78	2.2
Gloucester	1,316	118	9.0	97	7.4	32	2.4	10	.8	279	21.2	7	.5	215	16.3	120	9.1	383	29.1	55	4.2
Hudson	2,390	261	10.9	183	7.7	45	1.9	19	.8	636	26.6	30	1.3	303	12.7	233	9.7	628	26.3	52	2.2
Hunterdon	271	52	19.2	34	12.5	17	6.3	4	1.5	29	10.7	1	.4	37	13.7	33	12.2	58	21.4	6	2.2
Mercer	1,710	163	9.5	111	6.5	22	1.3	20	1.2	423	24.7	24	1.4	171	10.0	197	11.5	547	32.0	32	1.9
Middlesex	1,913	252	13.2	173	9.0	51	2.7	34	1.8	396	20.7	17	.9	270	14.1	154	8.1	500	26.1	66	3.5
Monmouth	1,607	248	15.4	150	9.3	34	2.1	13	.8	305	19.0	6	.4	195	12.1	156	9.7	449	27.9	51	3.2
Morris	915	178	19.5	87	9.5	29	3.2	16	1.7	135	14.8	4	.4	138	15.1	59	6.4	237	25.9	32	3.5
Ocean	2,026	229	11.3	191	9.4	54	2.7	20	1.0	384	19.0	10	.5	374	18.5	226	11.2	469	23.1	69	3.4
Passaic	1,943	250	12.9	147	7.6	33	1.7	24	1.2	452	23.3	20	1.0	294	15.1	306	15.7	386	19.9	31	1.6
Salem	462	25	5.4	37	8.0	10	2.2	3	.6	100	21.6	3	.6	93	20.1	64	13.9	117	25.3	10	2.2
Somerset	821	117	14.3	102	12.4	29	3.5	4	.5	133	16.2	2	.2	137	16.7	74	9.0	204	24.8	19	2.3
Sussex	442	75	17.0	52	11.8	22	5.0	3	.7	52	11.8	2	.5	63	14.3	49	11.1	106	24.0	18	4.1
Union	1,712	244	14.3	129	7.5	43	2.5	16	.9	398	23.2	7	.4	203	11.9	129	7.5	496	29.0	47	2.7
Warren	470	64	13.6	42	8.9	17	3.6	6	1.3	84	17.9	0	.0	75	16.0	55	11.7	116	24.7	11	2.3
<b>Total</b>	<b>32,026</b>	<b>3,771</b>	<b>11.8</b>	<b>2,706</b>	<b>8.4</b>	<b>712</b>	<b>2.2</b>	<b>304</b>	<b>.9</b>	<b>7,025</b>	<b>21.9</b>	<b>264</b>	<b>.8</b>	<b>4,592</b>	<b>14.3</b>	<b>3,206</b>	<b>10.0</b>	<b>8,576</b>	<b>26.8</b>	<b>870</b>	<b>2.7</b>

Note: The % columns reflect the percentage of domestic violence cases in which the plaintiffs and defendants had a particular relationship at the time the complaints were filed.

Source: Family Division domestic violence complaints

# Section Two

## *Family Cases - Results and Dispositions*

### *Statewide Figures*

#### DOMESTIC VIOLENCE DISPOSITION STATISTICS (during Calendar Year 2018)

##### Case Results

##### Decisions Based on Initiating Complaint

TROs eligible for FRO hearing	26,549
-------------------------------	--------

##### Types of Dispositions

Complaint Withdrawn By Plaintiff	11,385
----------------------------------	--------

Plaintiff Failed to Appear / Complaint Dismissed	4,222
--	-------

Plaintiff Denied FRO	4,650
----------------------	-------

TROs Extended / Defendant Not Served	3,854
--------------------------------------	-------

FROs Entered	5,024
--------------	-------

---

29,135

# Section Two

## Family Cases - Results and Dispositions

### County Figures

#### Domestic Violence Dispositions Detail (Based on Case Status Date)

#### DISPOSITIONS for the Period Between January 1, 2018 and December 31, 2018

County	Complaint Withdrawn By Plaintiff		Plaintiff Failed to Appear/Dismissed		Plaintiff Denied FRO		TRO Extended/Defendant Not Served		FROs Entered	
		%		%		%		%		%
Atlantic	442	33.3	138	10.4	178	13.4	163	12.3	268	20.2
Bergen	1,145	47.6	188	7.8	220	9.1	252	10.5	288	12.0
Burlington	557	26.3	250	11.8	281	13.3	121	5.7	387	18.3
Camden	815	25.0	789	24.2	341	10.5	268	8.2	652	20.0
Cape May	158	32.8	70	14.6	104	21.6	42	8.7	75	15.6
Cumberland	389	27.1	289	20.1	233	16.2	131	9.1	196	13.7
Essex	1,304	34.7	701	18.7	601	16.0	468	12.5	488	13.0
Gloucester	388	28.1	169	12.2	223	16.1	106	7.7	241	17.5
Hudson	745	29.7	271	10.8	218	8.7	278	11.1	236	9.4
Hunterdon	120	40.5	7	2.4	35	11.8	31	10.5	47	15.9
Mercer	593	30.6	275	14.2	247	12.8	394	20.3	243	12.5
Middlesex	808	39.1	111	5.4	320	15.5	275	13.3	335	16.2
Monmouth	579	34.7	166	10.0	250	15.0	100	6.0	313	18.8
Morris	377	38.7	30	3.1	143	14.7	94	9.7	133	13.7
Ocean	775	35.6	198	9.1	256	11.8	226	10.4	375	17.2
Passaic	610	27.2	250	11.2	323	14.4	525	23.4	266	11.9
Salem	159	32.5	88	18.0	72	14.7	33	6.7	83	17.0
Somerset	364	42.5	36	4.2	90	10.5	66	7.7	127	14.8
Sussex	171	37.8	23	5.1	87	19.2	14	3.1	52	11.5
Union	676	36.5	156	8.4	320	17.3	245	13.2	160	8.6
Warren	210	43.4	17	3.5	108	22.3	22	4.5	59	12.2
<b>TOTAL</b>	<b>11,385</b>	<b>33.3</b>	<b>4,222</b>	<b>12.4</b>	<b>4,650</b>	<b>13.6</b>	<b>3,854</b>	<b>11.3</b>	<b>5,024</b>	<b>14.7</b>

Note: The numbers in the Total Disposed column reflect all those cases that were Dismissed, had the TRO extended or had the FRO granted.

Source: Family Division domestic violence complaints

# Section Three

## Reliefs Contained on Final Restraining Orders (FROs) Statewide Figures

### Reliefs Contained on Final Restraining Orders

		Times Relief Sought	% of Total Cases	Times Relief Granted	% of Times Sought
Prohibition Against Future Acts of Domestic Violence	[Part I (A)]	5,079	98.6 %	5,075	99.9 %
Prohibition Against Any Contact or Communication With PLA	[Part I (B)]	5,075	98.5 %	4,847	95.5 %
Prohibition Against Any Contact or Communication With Others	[Part I (C)]	2,308	44.8 %	1,935	83.8 %
Prohibition Against Harrassing Communications To Plaintiff	[Part I (D)]	5,075	98.5 %	5,067	99.8 %
Prohibition Against Harrassing Communications To Others	[Part I (E)]	2,174	42.2 %	1,840	84.6 %
Exclusive Possession of Residence to PLA or Alternate Housing	[Part I (F)]	1,655	32.1 %	1,478	89.3 %
Emergent Monetary Relief [Plaintiff]	[Part I (G)]	48	.9 %	9	18.8 %
Emergent Monetary Relief [Dependent(s)]	[Part I (H)]	31	.6 %	1	3.2 %
Child Custody	[Part I (I)]	1,515	29.4 %	1,291	85.2 %
Law Enforcement Accompaniment of DEF to Scene or Residence	[Part I (J)]	1,786	34.7 %	1,220	68.3 %
Law Enforcement Accompaniment of PLA to Scene or Residence	[Part I (K)]	759	14.7 %	319	42.0 %
Other Appropriate Relief [Plaintiff]	[Part I (M)]	223	4.3 %	119	53.4 %
Other Appropriate Relief [Child(ren)]	[Part I (N)]	58	1.1 %	30	51.7 %
Other Appropriate Relief [Defendant]	[Part I (O)]	1,082	21.0 %	788	72.8 %
Intake Monitoring of Conditions and/or Restraints	[Part I (P)]	67	1.3 %	34	50.7 %
Prohibition Against Weapons Possession [Firearms]	[Part I (Q)]	5,078	98.6 %	5,063	99.7 %
Prohibition Against Weapons Possession [All Others]	[Part I (R)]	0	.0 %	0	.0 %
Seizure of Weapons	[Part I (S)]	[ N/A ]		480	9.3 %
Prohibition Against Stalking Plaintiff	[Part I (T)]	5,075	98.5 %	5,069	99.9 %

Percentages are based on number of times the RELIEF was Sought and the number of times the RELIEF was Granted in 2018 .

The first percentage, next to the number in TIMES RELIEF SOUGHT, represents the number of cases in which that RELIEF was sought as a percentage of all cases in which that RELIEF can be sought.

The second percentage, next to the number in TIMES RELIEF GRANTED, represents the number of cases in which the RELIEF was granted as a percentage of those cases in which that RELIEF was sought. For those RELIEFS that cannot be sought, this figure represents the percentage of all cases.

Reliefs Contained on Final Restraining Orders

		Times Relief Sought	% of Total Cases	Times Relief Granted	% of Times Sought
Prohibition Against Stalking Others	[Part I (U)]	2,150	41.7 %	1,813	84.3 %
Conditions of Parenting Time for Defendant	[Part II (V)]	1,040	20.2 %	1,037	99.7 %
Risk Assessment Ordered	[Part II (W)]	334	6.5 %	233	69.8 %
Suspension of Parenting Time for Defendant	[Part II (X)]	1,614	31.3 %	671	41.6 %
Monetary Compensation - Emergent Support [Plaintiff]	[Part II (Y)]	38	.7 %	13	34.2 %
Monetary Compensation - Emergent Support [Dependent(s)]	[Part II (Z)]	28	.5 %	6	21.4 %
Monetary Compensation - Interim Support [Plaintiff]	[Part II (aa)]	[ N/A ]		7	.1 %
Monetary Compensation - Interim Support [Dependent(s)]	[Part II (bb)]	[ N/A ]		8	.2 %
Monetary Compensation - Ongoing Support [Plaintiff]	[Part II (cc)]	212	4.1 %	21	9.9 %
Monetary Compensation - Ongoing Support [Dependent(s)]	[Part II (dd)]	749	14.5 %	285	38.1 %
Monetary Compensation - Compensatory [Plaintiff]	[Part II (ee)]	319	6.2 %	87	27.3 %
Monetary Compensation - Punitive Damages [Plaintiff]	[Part II (ff)]	34	.7 %	12	35.3 %
Monetary Compensation - Medical Coverage [Plaintiff]	[Part II (gg)]	98	1.9 %	16	16.3 %
Monetary Compensation - Medical Coverage [Dependent(s)]	[Part II (hh)]	217	4.2 %	50	23.0 %
Monetary Compensation - [Third Party]	[Part II (ii)]	125	2.4 %	8	6.4 %
VCCO Fine (Victims of Crime Compensation Office)	[Part II (jj)]	[ N/A ]		5	.1 %
Professional Domestic Violence Counseling [Defendant]	[Part II (kk)]	1,438	27.9 %	974	67.7 %
Rent or Mortgage Payments	[Part II (ll)]	93	1.8 %	27	29.0 %
Temporary Possession of Specified Personal Property to PLA	[Part II (mm)]	378	7.3 %	203	53.7 %
Temporary Possession of Specified Personal Property to DEF	[Part II (nn)]	112	2.2 %	53	47.3 %
<b>Totals Reliefs Sought and Granted</b>		<b>46,067</b>		<b>40,194</b>	<b>87.3 %</b>

Percentages are based on number of times the RELIEF was Sought and the number of times the RELIEF was Granted in 2018 .

The first percentage, next to the number in TIMES RELIEF SOUGHT, represents the number of cases in which that RELIEF was sought as a percentage of all cases in which that RELIEF can be sought.

The second percentage, next to the number in TIMES RELIEF GRANTED, represents the number of cases in which the RELIEF was granted as a percentage of those cases in which that RELIEF was sought. For those RELIEFS that cannot be sought, this figure represents the percentage of all cases.

# Section Three

## Final Restraining Orders (FROs) - Relief Disposition Status

### County Figures

**Relief Disposition Status - Page 1**  
**For the Period Between January 1, 2018 and December 31, 2018**

County	FROs	Prohibition Against Future Acts of Domestic Violence		Prohibition Against Any Contact or Communication With Plaintiff		Prohibition Against Any Contact or Communication With Others		Prohibition Against Harrassing Communications To Plaintiff									
		Sought	Part I (A) Grantd %	Sought	Part I (B) Grantd %	Sought	Part I (C) Grantd %	Sought	Part I (D) Grantd %								
Atlantic	280	280	100.0	280	100.0	80	28.6	81	101.3	280	100.0	280	100.0				
Bergen	276	273	98.9	273	100.0	273	98.9	141	82.9	273	98.9	271	99.3				
Burlington	387	387	100.0	384	99.2	387	100.0	152	39.3	134	88.2	387	100.0	384	99.2		
Camden	674	670	99.4	668	99.7	670	99.4	206	30.6	184	89.3	670	99.4	668	99.7		
Cape May	76	75	98.7	75	100.0	74	97.4	33	43.4	23	69.7	74	97.4	74	100.0		
Cumberland	186	185	99.5	185	100.0	185	99.5	58	31.2	42	72.4	185	99.5	185	100.0		
Essex	505	495	98.0	495	100.0	494	97.8	303	60.0	267	88.1	494	97.8	495	100.2		
Gloucester	251	244	97.2	244	100.0	244	97.2	90	35.9	75	83.3	244	97.2	244	100.0		
Hudson	251	241	96.0	241	100.0	241	96.0	91	36.3	54	59.3	241	96.0	241	100.0		
Hunterdon	48	48	100.0	48	100.0	48	100.0	32	66.7	32	100.0	48	100.0	48	100.0		
Mercer	256	254	99.2	254	100.0	254	99.2	127	49.6	112	88.2	254	99.2	254	100.0		
Middlesex	339	337	99.4	337	100.0	337	99.4	193	56.9	151	78.2	337	99.4	337	100.0		
Monmouth	330	326	98.8	327	100.3	326	98.8	165	50.0	122	73.9	326	98.8	324	99.4		
Morris	148	142	95.9	142	100.0	141	95.3	85	57.4	79	92.9	141	95.3	142	100.7		
Ocean	368	364	98.9	364	100.0	364	98.9	123	33.4	113	91.9	364	98.9	364	100.0		
Passaic	269	264	98.1	264	100.0	264	98.1	160	59.5	122	76.3	264	98.1	262	99.2		
Salem	85	85	100.0	85	100.0	85	100.0	24	28.2	19	79.2	85	100.0	85	100.0		
Somerset	126	125	99.2	125	100.0	125	99.2	70	55.6	64	91.4	125	99.2	125	100.0		
Sussex	54	54	100.0	54	100.0	54	100.0	27	50.0	22	81.5	54	100.0	54	100.0		
Union	177	164	92.7	164	100.0	163	92.1	75	42.4	59	78.7	163	92.1	164	100.6		
Warren	66	66	100.0	66	100.0	66	100.0	44	66.7	39	88.6	66	100.0	66	100.0		
<b>Total</b>	<b>5152</b>	<b>5079</b>	<b>98.6</b>	<b>5075</b>	<b>99.9</b>	<b>5075</b>	<b>98.5</b>	<b>4847</b>	<b>95.5</b>	<b>2308</b>	<b>44.8</b>	<b>1935</b>	<b>83.8</b>	<b>5075</b>	<b>98.5</b>	<b>5067</b>	<b>99.8</b>

Source: Family Division domestic violence complaints

**Relief Disposition Status - Page 2**  
**For the Period Between January 1, 2018 and December 31, 2018**

County	FROs	Prohibition Against Harrassing Communications to Others				Exclusive Possession of Residence to Plaintiff or Alternate Housing				Emergent Monetary Relief [Plaintiff]				Emergent Monetary Relief [Dependent(s)]			
		Sought	Part I (E) % Granted		%	Sought	Part I (F) % Granted		%	Sought	Part I (G) % Granted		%	Sought	Part I (H) % Granted		%
Atlantic	280	77	27.5	82	106.5	100	35.7	98	98.0	1	.4	0	.0	1	.4	0	.0
Bergen	276	160	58.0	126	78.8	82	29.7	92	112.2	5	1.8	0	.0	1	.4	0	.0
Burlington	387	133	34.4	122	91.7	111	28.7	106	95.5	2	.5	1	50.0	1	.3	0	.0
Camden	674	198	29.4	177	89.4	195	28.9	172	88.2	3	.4	1	33.3	0	.0	0	.0
Cape May	76	31	40.8	23	74.2	26	34.2	22	84.6	0	.0	0	.0	0	.0	0	.0
Cumberland	186	58	31.2	44	75.9	65	34.9	56	86.2	1	.5	0	.0	1	.5	0	.0
Essex	505	293	58.0	267	91.1	127	25.1	109	85.8	3	.6	1	33.3	2	.4	0	.0
Gloucester	251	83	33.1	72	86.7	99	39.4	92	92.9	0	.0	0	.0	0	.0	0	.0
Hudson	251	86	34.3	53	61.6	54	21.5	38	70.4	1	.4	0	.0	2	.8	0	.0
Hunterdon	48	29	60.4	29	100.0	20	41.7	19	95.0	1	2.1	0	.0	0	.0	0	.0
Mercer	256	127	49.6	101	79.5	101	39.5	75	74.3	4	1.6	0	.0	4	1.6	0	.0
Middlesex	339	178	52.5	132	74.2	134	39.5	115	85.8	7	2.1	0	.0	5	1.5	0	.0
Monmouth	330	154	46.7	119	77.3	87	26.4	75	86.2	6	1.8	6	100.0	0	.0	0	.0
Morris	148	68	45.9	67	98.5	40	27.0	40	100.0	0	.0	0	.0	1	.7	0	.0
Ocean	368	121	32.9	115	95.0	137	37.2	126	92.0	0	.0	0	.0	0	.0	0	.0
Passaic	269	157	58.4	118	75.2	111	41.3	97	87.4	9	3.3	0	.0	9	3.3	0	.0
Salem	85	22	25.9	18	81.8	25	29.4	18	72.0	0	.0	0	.0	0	.0	0	.0
Somerset	126	65	51.6	61	93.8	44	34.9	46	104.5	0	.0	0	.0	0	.0	0	.0
Sussex	54	25	46.3	23	92.0	23	42.6	21	91.3	1	1.9	0	.0	0	.0	0	.0
Union	177	68	38.4	53	77.9	44	24.9	33	75.0	3	1.7	0	.0	4	2.3	1	25.0
Warren	66	41	62.1	38	92.7	30	45.5	28	93.3	1	1.5	0	.0	0	.0	0	.0
<b>Total</b>	<b>5152</b>	<b>2174</b>	<b>42.2</b>	<b>1840</b>	<b>84.6</b>	<b>1655</b>	<b>32.1</b>	<b>1478</b>	<b>89.3</b>	<b>48</b>	<b>.9</b>	<b>9</b>	<b>18.8</b>	<b>31</b>	<b>.6</b>	<b>1</b>	<b>3.2</b>

Source: Family Division domestic violence complaints

**Relief Disposition Status - Page 3**  
**For the Period Between January 1, 2018 and December 31, 2018**

County	FROs	Child Custody				Law Enf. Accompaniment to Scene or Residence [Defendant]				Law Enf. Accompaniment to Scene or Residence [Plaintiff]			
		Sought	Part I (I) %	Granted	%	Sought	Part I (J) %	Granted	%	Sought	Part I (K) %	Granted	%
Atlantic	280	69	24.6	58	84.1	107	38.2	89	83.2	15	5.4	9	60.0
Bergen	276	76	27.5	68	89.5	102	37.0	80	78.4	11	4.0	8	72.7
Burlington	387	84	21.7	68	81.0	138	35.7	86	62.3	11	2.8	7	63.6
Camden	674	208	30.9	170	81.7	192	28.5	144	75.0	28	4.2	16	57.1
Cape May	76	24	31.6	18	75.0	33	43.4	21	63.6	4	5.3	3	75.0
Cumberland	186	63	33.9	53	84.1	68	36.6	44	64.7	29	15.6	4	13.8
Essex	505	174	34.5	160	92.0	119	23.6	81	68.1	146	28.9	46	31.5
Gloucester	251	73	29.1	49	67.1	65	25.9	45	69.2	11	4.4	9	81.8
Hudson	251	87	34.7	79	90.8	191	76.1	138	72.3	171	68.1	120	70.2
Hunterdon	48	10	20.8	11	110.0	16	33.3	9	56.3	3	6.3	1	33.3
Mercer	256	66	25.8	47	71.2	63	24.6	36	57.1	9	3.5	2	22.2
Middlesex	339	115	33.9	101	87.8	123	36.3	89	72.4	178	52.5	36	20.2
Monmouth	330	106	32.1	92	86.8	89	27.0	65	73.0	25	7.6	13	52.0
Morris	148	38	25.7	34	89.5	50	33.8	39	78.0	9	6.1	2	22.2
Ocean	368	82	22.3	67	81.7	151	41.0	112	74.2	15	4.1	6	40.0
Passaic	269	82	30.5	79	96.3	101	37.5	32	31.7	57	21.2	17	29.8
Salem	85	24	28.2	21	87.5	30	35.3	20	66.7	4	4.7	2	50.0
Somerset	126	32	25.4	28	87.5	55	43.7	39	70.9	9	7.1	8	88.9
Sussex	54	18	33.3	16	88.9	22	40.7	12	54.5	7	13.0	3	42.9
Union	177	63	35.6	51	81.0	45	25.4	26	57.8	11	6.2	5	45.5
Warren	66	21	31.8	21	100.0	26	39.4	13	50.0	6	9.1	2	33.3
<b>Total</b>	<b>5152</b>	<b>1515</b>	<b>29.4</b>	<b>1291</b>	<b>85.2</b>	<b>1786</b>	<b>34.7</b>	<b>1220</b>	<b>68.3</b>	<b>759</b>	<b>14.7</b>	<b>319</b>	<b>42.0</b>

Source: Family Division domestic violence complaints

Relief Disposition Status - Page 4  
 For the Period Between January 1, 2018 and December 31, 2018

County	FROs	Other Appropriate Relief [Plaintiff]				Other Appropriate Relief [Child(ren)]				Other Appropriate Relief [Defendant]				Intake Monitoring of Conditions and/or Restraints			
		Sought	Part I (M) %	Granted	%	Sought	Part I (N) %	Granted	%	Sought	Part I (O) %	Granted	%	Sought	Part I (P) %	Granted	%
Atlantic	280	10	3.6	9	90.0	2	.7	1	50.0	69	24.6	69	100.0	0	.0	0	.0
Bergen	276	8	2.9	6	75.0	3	1.1	2	66.7	50	18.1	27	54.0	17	6.2	2	11.8
Burlington	387	4	1.0	3	75.0	0	.0	0	.0	86	22.2	75	87.2	4	1.0	3	75.0
Camden	674	9	1.3	6	66.7	4	.6	2	50.0	124	18.4	98	79.0	13	1.9	7	53.8
Cape May	76	1	1.3	1	100.0	1	1.3	1	100.0	14	18.4	14	100.0	0	.0	0	.0
Cumberland	186	9	4.8	0	.0	0	.0	0	.0	49	26.3	49	100.0	2	1.1	2	100.0
Essex	505	41	8.1	26	63.4	1	.2	1	100.0	219	43.4	89	40.6	0	.0	0	.0
Gloucester	251	7	2.8	2	28.6	0	.0	0	.0	91	36.3	91	100.0	11	4.4	10	90.9
Hudson	251	7	2.8	5	71.4	15	6.0	7	46.7	6	2.4	3	50.0	0	.0	0	.0
Hunterdon	48	3	6.3	2	66.7	0	.0	0	.0	14	29.2	9	64.3	0	.0	0	.0
Mercer	256	6	2.3	3	50.0	4	1.6	2	50.0	39	15.2	18	46.2	0	.0	0	.0
Middlesex	339	34	10.0	15	44.1	4	1.2	1	25.0	90	26.5	46	51.1	13	3.8	4	30.8
Monmouth	330	9	2.7	3	33.3	6	1.8	4	66.7	28	8.5	27	96.4	0	.0	0	.0
Morris	148	3	2.0	1	33.3	0	.0	0	.0	31	20.9	31	100.0	2	1.4	1	50.0
Ocean	368	7	1.9	2	28.6	1	.3	1	100.0	56	15.2	56	100.0	4	1.1	4	100.0
Passaic	269	19	7.1	10	52.6	5	1.9	3	60.0	39	14.5	29	74.4	0	.0	0	.0
Salem	85	4	4.7	3	75.0	0	.0	0	.0	31	36.5	30	96.8	0	.0	0	.0
Somerset	126	1	.8	0	.0	1	.8	1	100.0	12	9.5	8	66.7	0	.0	0	.0
Sussex	54	7	13.0	5	71.4	1	1.9	1	100.0	5	9.3	5	100.0	1	1.9	1	100.0
Union	177	34	19.2	17	50.0	10	5.6	3	30.0	27	15.3	13	48.1	0	.0	0	.0
Warren	66	0	.0	0	.0	0	.0	0	.0	2	3.0	1	50.0	0	.0	0	.0
<b>Total</b>	<b>5152</b>	<b>223</b>	<b>4.3</b>	<b>119</b>	<b>53.4</b>	<b>58</b>	<b>1.1</b>	<b>30</b>	<b>51.7</b>	<b>1082</b>	<b>21.0</b>	<b>788</b>	<b>72.8</b>	<b>67</b>	<b>1.3</b>	<b>34</b>	<b>50.7</b>

Source: Family Division domestic violence complaints

**Relief Disposition Status - Page 5**  
**For the Period Between January 1, 2018 and December 31, 2018**

County	FROs	Prohibition Against Weapons Possession [Firearm(s)]				Prohibition Against Weapons Possession [All Others]				Seizure of Weapons				Prohibition Against Stalking Plaintiff	
		Sought	Part I (Q) Granted	%		Sought	Part I (R) Granted	%		Granted	Part I (S) %	Sought	%	Part I (T) Granted	%
Atlantic	280	280	100.0	280	100.0	0	.0	0	.0	22	7.9	280	100.0	280	100.0
Bergen	276	273	98.9	273	100.0	0	.0	0	.0	26	9.4	273	98.9	272	99.6
Burlington	387	387	100.0	384	99.2	0	.0	0	.0	53	13.7	387	100.0	384	99.2
Camden	674	670	99.4	668	99.7	0	.0	0	.0	49	7.3	670	99.4	668	99.7
Cape May	76	74	97.4	74	100.0	0	.0	0	.0	5	6.6	74	97.4	74	100.0
Cumberland	186	185	99.5	185	100.0	0	.0	0	.0	19	10.2	185	99.5	185	100.0
Essex	505	495	98.0	489	98.8	0	.0	0	.0	78	15.4	494	97.8	495	100.2
Gloucester	251	244	97.2	244	100.0	0	.0	0	.0	17	6.8	244	97.2	244	100.0
Hudson	251	241	96.0	240	99.6	0	.0	0	.0	7	2.8	241	96.0	241	100.0
Hunterdon	48	48	100.0	48	100.0	0	.0	0	.0	4	8.3	48	100.0	48	100.0
Mercer	256	254	99.2	254	100.0	0	.0	0	.0	22	8.6	254	99.2	254	100.0
Middlesex	339	337	99.4	337	100.0	0	.0	0	.0	26	7.7	337	99.4	337	100.0
Monmouth	330	326	98.8	326	100.0	0	.0	0	.0	22	6.7	326	98.8	324	99.4
Morris	148	142	95.9	142	100.0	0	.0	0	.0	13	8.8	141	95.3	142	100.7
Ocean	368	364	98.9	363	99.7	0	.0	0	.0	42	11.4	364	98.9	364	100.0
Passaic	269	264	98.1	263	99.6	0	.0	0	.0	26	9.7	264	98.1	263	99.6
Salem	85	85	100.0	85	100.0	0	.0	0	.0	11	12.9	85	100.0	85	100.0
Somerset	126	125	99.2	125	100.0	0	.0	0	.0	7	5.6	125	99.2	125	100.0
Sussex	54	54	100.0	54	100.0	0	.0	0	.0	7	13.0	54	100.0	54	100.0
Union	177	164	92.7	163	99.4	0	.0	0	.0	16	9.0	163	92.1	164	100.6
Warren	66	66	100.0	66	100.0	0	.0	0	.0	8	12.1	66	100.0	66	100.0
<b>Total</b>	<b>5152</b>	<b>5078</b>	<b>98.6</b>	<b>5063</b>	<b>99.7</b>	<b>0</b>	<b>.0</b>	<b>0</b>	<b>.0</b>	<b>480</b>	<b>9.3</b>	<b>5075</b>	<b>98.5</b>	<b>5069</b>	<b>99.9</b>

Note: Some Reliefs cannot be sought. They can only be granted by the Court.

Source: Family Division domestic violence complaints

Relief Disposition Status - Page 6  
 For the Period Between January 1, 2018 and December 31, 2018

County	FROs	Prohibition Against Stalking		Against Others		Conditions of Parenting Time for Defendant				Risk Assessment Ordered				Suspension of Parenting Time for Defendant			
		Sought	%	Granted	%	Sought	%	Granted	%	Sought	%	Granted	%	Sought	%	Granted	%
Atlantic	280	77	27.5	82	106.5	48	17.1	43	89.6	0	.0	0	.0	94	33.6	47	50.0
Bergen	276	155	56.2	117	75.5	51	18.5	57	111.8	40	14.5	5	12.5	87	31.5	32	36.8
Burlington	387	134	34.6	122	91.0	60	15.5	57	95.0	26	6.7	12	46.2	110	28.4	48	43.6
Camden	674	199	29.5	180	90.5	156	23.1	150	96.2	9	1.3	3	33.3	214	31.8	79	36.9
Cape May	76	31	40.8	22	71.0	22	28.9	19	86.4	13	17.1	13	100.0	27	35.5	12	44.4
Cumberland	186	57	30.6	43	75.4	40	21.5	42	105.0	0	.0	0	.0	70	37.6	31	44.3
Essex	505	292	57.8	262	89.7	114	22.6	105	92.1	119	23.6	118	99.2	161	31.9	93	57.8
Gloucester	251	82	32.7	70	85.4	49	19.5	52	106.1	0	.0	0	.0	77	30.7	37	48.1
Hudson	251	87	34.7	50	57.5	35	13.9	45	128.6	6	2.4	6	100.0	93	37.1	38	40.9
Hunterdon	48	29	60.4	29	100.0	8	16.7	8	100.0	0	.0	0	.0	12	25.0	6	50.0
Mercer	256	127	49.6	105	82.7	53	20.7	47	88.7	2	.8	2	100.0	69	27.0	28	40.6
Middlesex	339	172	50.7	126	73.3	79	23.3	83	105.1	29	8.6	14	48.3	119	35.1	35	29.4
Monmouth	330	150	45.5	115	76.7	83	25.2	83	100.0	0	.0	0	.0	100	30.3	27	27.0
Morris	148	67	45.3	67	100.0	33	22.3	34	103.0	1	.7	0	.0	41	27.7	10	24.4
Ocean	368	115	31.3	110	95.7	56	15.2	59	105.4	38	10.3	38	100.0	97	26.4	45	46.4
Passaic	269	156	58.0	118	75.6	53	19.7	50	94.3	22	8.2	6	27.3	88	32.7	32	36.4
Salem	85	21	24.7	17	81.0	16	18.8	16	100.0	0	.0	0	.0	27	31.8	15	55.6
Somerset	126	65	51.6	61	93.8	27	21.4	25	92.6	12	9.5	8	66.7	27	21.4	11	40.7
Sussex	54	24	44.4	23	95.8	10	18.5	13	130.0	5	9.3	5	100.0	17	31.5	9	52.9
Union	177	69	39.0	56	81.2	35	19.8	37	105.7	12	6.8	3	25.0	63	35.6	27	42.9
Warren	66	41	62.1	38	92.7	12	18.2	12	100.0	0	.0	0	.0	21	31.8	9	42.9
<b>Total</b>	<b>5152</b>	<b>2150</b>	<b>41.7</b>	<b>1813</b>	<b>84.3</b>	<b>1040</b>	<b>20.2</b>	<b>1037</b>	<b>99.7</b>	<b>334</b>	<b>6.5</b>	<b>233</b>	<b>69.8</b>	<b>1614</b>	<b>31.3</b>	<b>671</b>	<b>41.6</b>

Relief Disposition Status - Page 7  
 For the Period Between January 1, 2018 and December 31, 2018

County	FROs	Monetary Compensation Emergent Support [Plaintiff]				Monetary Compensation Emergent Support [Dependent(s)]				Monetary Compensation Interim Support [Plaintiff] [Dependent(s)]				Monetary Compensation Ongoing Support [Plaintiff]	
		Sought	Part II (Y) %	Granted	%	Sought	Part II (Z) %	Granted	%	Part II-aa Granted	Part II-aa Granted	Part II-bb Sought	Part II-bb %	Part II-cc Granted	Part II-cc %
Atlantic	280	1	.4	1	100.0	0	.0	0	.0	1	0	3	1.1	0	.0
Bergen	276	4	1.4	0	.0	1	.4	0	.0	0	0	14	5.1	2	14.3
Burlington	387	2	.5	0	.0	0	.0	0	.0	0	0	7	1.8	1	14.3
Camden	674	2	.3	1	50.0	4	.6	1	25.0	0	1	19	2.8	4	21.1
Cape May	76	1	1.3	1	100.0	0	.0	0	.0	0	0	2	2.6	0	.0
Cumberland	186	0	.0	0	.0	0	.0	0	.0	0	0	8	4.3	1	12.5
Essex	505	0	.0	0	.0	5	1.0	1	20.0	1	1	14	2.8	1	7.1
Gloucester	251	0	.0	0	.0	0	.0	0	.0	0	0	7	2.8	2	28.6
Hudson	251	1	.4	0	.0	1	.4	1	100.0	0	0	11	4.4	0	.0
Hunterdon	48	2	4.2	0	.0	0	.0	0	.0	0	0	2	4.2	0	.0
Mercer	256	4	1.6	1	25.0	3	1.2	2	66.7	0	0	8	3.1	1	12.5
Middlesex	339	5	1.5	0	.0	3	.9	0	.0	0	0	28	8.3	1	3.6
Monmouth	330	2	.6	2	100.0	1	.3	1	100.0	0	1	27	8.2	1	3.7
Morris	148	1	.7	1	100.0	2	1.4	0	.0	0	0	12	8.1	2	16.7
Ocean	368	3	.8	2	66.7	2	.5	0	.0	4	1	4	1.1	2	50.0
Passaic	269	3	1.1	0	.0	5	1.9	0	.0	0	0	20	7.4	2	10.0
Salem	85	0	.0	0	.0	0	.0	0	.0	0	0	3	3.5	0	.0
Somerset	126	1	.8	2	200.0	1	.8	0	.0	1	0	12	9.5	1	8.3
Sussex	54	2	3.7	1	50.0	0	.0	0	.0	0	1	2	3.7	0	.0
Union	177	4	2.3	1	25.0	0	.0	0	.0	0	3	2	1.1	0	.0
Warren	66	0	.0	0	.0	0	.0	0	.0	0	0	7	10.6	0	.0
<b>Total</b>	<b>5152</b>	<b>38</b>	<b>.7</b>	<b>13</b>	<b>34.2</b>	<b>28</b>	<b>.5</b>	<b>6</b>	<b>21.4</b>	<b>7</b>	<b>8</b>	<b>212</b>	<b>4.1</b>	<b>21</b>	<b>9.9</b>

Note: Some Reliefs cannot be sought. They can only be granted by the Court.

Relief Disposition Status - Page 8  
 For the Period Between January 1, 2018 and December 31, 2018

County	FROs	Monetary Compensation Ongoing Support [Dependent(s)]				Monetary Compensation Compensatory [Plaintiff]				Monetary Compensation Punitive Damages [Plaintiff]				Monetary Compensation Medical Coverage [Plaintiff]			
		Sought	Part %	II-dd Granted	%	Sought	Part %	II-ee Granted	%	Sought	Part %	II-ff Granted	%	Sought	Part %	II-gg Granted	%
Atlantic	280	12	4.3	6	50.0	6	2.1	6	100.0	0	.0	0	.0	0	.0	0	.0
Bergen	276	36	13.0	22	61.1	21	7.6	11	52.4	3	1.1	1	33.3	9	3.3	3	33.3
Burlington	387	39	10.1	18	46.2	4	1.0	3	75.0	2	.5	1	50.0	8	2.1	2	25.0
Camden	674	78	11.6	21	26.9	15	2.2	8	53.3	2	.3	2	100.0	10	1.5	1	10.0
Cape May	76	9	11.8	3	33.3	2	2.6	2	100.0	0	.0	0	.0	1	1.3	0	.0
Cumberland	186	27	14.5	15	55.6	1	.5	0	.0	3	1.6	3	100.0	3	1.6	0	.0
Essex	505	114	22.6	25	21.9	6	1.2	3	50.0	0	.0	0	.0	5	1.0	0	.0
Gloucester	251	28	11.2	16	57.1	5	2.0	1	20.0	0	.0	0	.0	3	1.2	0	.0
Hudson	251	47	18.7	7	14.9	20	8.0	5	25.0	0	.0	0	.0	3	1.2	1	33.3
Hunterdon	48	7	14.6	6	85.7	2	4.2	1	50.0	0	.0	0	.0	2	4.2	1	50.0
Mercer	256	26	10.2	8	30.8	26	10.2	10	38.5	0	.0	0	.0	5	2.0	2	40.0
Middlesex	339	83	24.5	36	43.4	58	17.1	8	13.8	9	2.7	1	11.1	9	2.7	0	.0
Monmouth	330	71	21.5	44	62.0	8	2.4	8	100.0	1	.3	1	100.0	10	3.0	1	10.0
Morris	148	22	14.9	8	36.4	1	.7	1	100.0	0	.0	0	.0	3	2.0	0	.0
Ocean	368	31	8.4	14	45.2	9	2.4	7	77.8	2	.5	1	50.0	7	1.9	3	42.9
Passaic	269	47	17.5	11	23.4	119	44.2	4	3.4	8	3.0	0	.0	13	4.8	2	15.4
Salem	85	6	7.1	4	66.7	0	.0	0	.0	0	.0	0	.0	1	1.2	0	.0
Somerset	126	18	14.3	7	38.9	4	3.2	3	75.0	1	.8	1	100.0	2	1.6	0	.0
Sussex	54	6	11.1	5	83.3	0	.0	0	.0	1	1.9	1	100.0	2	3.7	0	.0
Union	177	31	17.5	4	12.9	10	5.6	5	50.0	1	.6	0	.0	1	.6	0	.0
Warren	66	11	16.7	5	45.5	2	3.0	1	50.0	1	1.5	0	.0	1	1.5	0	.0
<b>Total</b>	<b>5152</b>	<b>749</b>	<b>14.5</b>	<b>285</b>	<b>38.1</b>	<b>319</b>	<b>6.2</b>	<b>87</b>	<b>27.3</b>	<b>34</b>	<b>.7</b>	<b>12</b>	<b>35.3</b>	<b>98</b>	<b>1.9</b>	<b>16</b>	<b>16.3</b>

**Relief Disposition Status - Page 9**  
**For the Period Between January 1, 2018 and December 31, 2018**

County	FROs	Monetary Compensation Medical Coverage [Dependent(s)]				Monetary Compensation [Third Party]				VCCO Fine (Victims of Crime Compensation Office)	Professional Domestic Violence Counseling [Defendant]			
		Sought	Part II-hh __\$	Granted	__\$	Sought	Part II-ii __\$	Granted	__\$	Part II-jj Granted	Sought	Part II-kk __\$	Granted	__\$
Atlantic	280	5	1.8	0	.0	0	.0	0	.0	0	95	33.9	95	100.0
Bergen	276	14	5.1	8	57.1	5	1.8	5	100.0	0	185	67.0	105	56.8
Burlington	387	15	3.9	1	6.7	1	.3	1	100.0	0	100	25.8	90	90.0
Camden	674	29	4.3	0	.0	0	.0	0	.0	0	85	12.6	67	78.8
Cape May	76	1	1.3	0	.0	0	.0	0	.0	0	4	5.3	4	100.0
Cumberland	186	11	5.9	8	72.7	0	.0	0	.0	0	47	25.3	47	100.0
Essex	505	33	6.5	8	24.2	0	.0	0	.0	0	317	62.8	188	59.3
Gloucester	251	10	4.0	4	40.0	0	.0	0	.0	0	101	40.2	101	100.0
Hudson	251	11	4.4	4	36.4	0	.0	0	.0	3	126	50.2	9	7.1
Hunterdon	48	3	6.3	1	33.3	0	.0	0	.0	0	11	22.9	4	36.4
Mercer	256	6	2.3	2	33.3	0	.0	0	.0	0	14	5.5	6	42.9
Middlesex	339	15	4.4	1	6.7	2	.6	1	50.0	0	147	43.4	102	69.4
Monmouth	330	11	3.3	2	18.2	0	.0	0	.0	2	49	14.8	50	102.0
Morris	148	3	2.0	0	.0	0	.0	0	.0	0	38	25.7	38	100.0
Ocean	368	8	2.2	3	37.5	0	.0	0	.0	0	8	2.2	8	100.0
Passaic	269	20	7.4	3	15.0	115	42.8	0	.0	0	6	2.2	1	16.7
Salem	85	2	2.4	1	50.0	0	.0	0	.0	0	7	8.2	7	100.0
Somerset	126	6	4.8	0	.0	0	.0	0	.0	0	14	11.1	8	57.1
Sussex	54	3	5.6	1	33.3	0	.0	0	.0	0	23	42.6	23	100.0
Union	177	9	5.1	3	33.3	2	1.1	1	50.0	0	61	34.5	21	34.4
Warren	66	2	3.0	0	.0	0	.0	0	.0	0	0	.0	0	.0
<b>Total</b>	<b>5152</b>	<b>217</b>	<b>4.2</b>	<b>50</b>	<b>23.0</b>	<b>125</b>	<b>2.4</b>	<b>8</b>	<b>6.4</b>	<b>5</b>	<b>1438</b>	<b>27.9</b>	<b>974</b>	<b>67.7</b>

Note: Some Reliefs cannot be sought. They can only be granted by the Court.

Relief Disposition Status - Page 10  
 For the Period Between January 1, 2018 and December 31, 2018

County	FROs	Rent or Mortgage Payments				Temporary Possession of Specified Personal Property Given to Plaintiff				Temporary Possession of Specified Personal Property Given to Defendant				Total Reliefs		
		Sought	Part II-ll \$	Granted	\$	Sought	Part II-mm \$	Granted	\$	Sought	Part II-nn \$	Granted	\$	Sought	Granted	\$
Atlantic	280	0	.0	0	.0	8	2.9	4	50.0	0	.0	0	.0	2280	2196	96.3
Bergen	276	9	3.3	4	44.4	13	4.7	5	38.5	37	13.4	17	45.9	2734	2322	84.9
Burlington	387	4	1.0	0	.0	80	20.7	53	66.3	2	.5	2	100.0	3255	2981	91.6
Camden	674	4	.6	0	.0	21	3.1	9	42.9	10	1.5	8	80.0	5387	4895	90.9
Cape May	76	0	.0	0	.0	2	2.6	1	50.0	0	.0	0	.0	653	579	88.7
Cumberland	186	0	.0	0	.0	28	15.1	14	50.0	7	3.8	6	85.7	1630	1446	88.7
Essex	505	3	.6	1	33.3	14	2.8	6	42.9	2	.4	0	.0	5099	4376	85.8
Gloucester	251	1	.4	1	100.0	8	3.2	3	37.5	2	.8	2	100.0	2123	1966	92.6
Hudson	251	1	.4	0	.0	15	6.0	4	26.7	17	6.8	4	23.5	2390	1867	78.1
Hunterdon	48	2	4.2	0	.0	10	20.8	7	70.0	2	4.2	2	100.0	460	421	91.5
Mercer	256	12	4.7	5	41.7	19	7.4	11	57.9	1	.4	0	.0	2195	1888	86.0
Middlesex	339	19	5.6	5	26.3	22	6.5	9	40.9	5	1.5	2	40.0	3563	2821	79.2
Monmouth	330	3	.9	2	66.7	13	3.9	5	38.5	1	.3	1	100.0	2835	2492	87.9
Morris	148	2	1.4	0	.0	13	8.8	7	53.8	1	.7	0	.0	1274	1167	91.6
Ocean	368	3	.8	2	66.7	6	1.6	2	33.3	3	.8	1	33.3	2909	2762	94.9
Passaic	269	19	7.1	3	15.8	66	24.5	37	56.1	12	4.5	5	41.7	2841	2096	73.8
Salem	85	0	.0	0	.0	4	4.7	1	25.0	2	2.4	1	50.0	678	624	92.0
Somerset	126	4	3.2	2	50.0	6	4.8	4	66.7	2	1.6	0	.0	1116	1021	91.5
Sussex	54	1	1.9	0	.0	4	7.4	1	25.0	1	1.9	1	100.0	508	467	91.9
Union	177	6	3.4	2	33.3	20	11.3	15	75.0	5	2.8	1	20.0	1532	1257	82.0
Warren	66	0	.0	0	.0	6	9.1	5	83.3	0	.0	0	.0	605	550	90.9
<b>Total</b>	<b>5152</b>	<b>93</b>	<b>1.8</b>	<b>27</b>	<b>29.0</b>	<b>378</b>	<b>7.3</b>	<b>203</b>	<b>53.7</b>	<b>112</b>	<b>2.2</b>	<b>53</b>	<b>47.3</b>	<b>46067</b>	<b>40194</b>	<b>87.3</b>

# Section Four

## Violations of Restraining Orders - Filings and Dispositions

### Statewide Figures

Enforcement of Domestic Violence Temporary Restraining Orders (TROs) or Final Restraining Orders (FROs) can be pursued either through the criminal contempt process, N.J.S.A.2C:29-9b or N.J.S.A.2C:25-30, or the civil enforcement of litigant's rights process under R.1:10-3. Under the criminal statute, violations of any restraints and certain reliefs and conditions of a restraining order require mandatory arrest and criminal prosecution. Violations of other reliefs and conditions are enforceable by the court pursuant to applicable court rules. The Family Division has jurisdiction over disorderly person's domestic violence contempt actions pursuant to N.J.S.A. 2C:29-9b. This includes contempt charges that were initially indictable but have been downgraded by the Prosecutor's Office in the county of venue. The following section reports the data on those cases. It does not cover indictable contempts of the fourth degree and above, which are handled in the Criminal Division.

#### VIOLATIONS OF RESTRAINING ORDERS FILINGS (during Calendar Year 2018)

Filings	5,190	
Types of Filings		
New DV Contempt Cases	42	.8 %
Downgrade (Previously Indictable)	2,103	40.5 %
New Indictable Cases	1,832	35.3 %
Transferred From Other Counties	3	.1 %
Motions to Vacate Dismissal	8	.2 %
Reopened to Modify and Review	307	5.9 %
Transferred Case Returned	18	.3 %
Cases Reactivated (Warrant Satisfied)	877	16.9 %

SOURCE:fc\_annual\_report/dyfile\_FO\_dvc

#### VIOLATIONS OF RESTRAINING ORDERS DISPOSITIONS (during Calendar Year 2018)

Dispositions	5,173	
Types of Dispositions		
Pled Guilty and Sentenced	1,635	31.6 %
Pled NG / Contempt Dismissed / Charges Dismissed	2,083	40.3 %
Pled NG / Contempt Dismissed / Charges Transferred	15	.3 %
Pled NG / Contempt Dismissed / Charges Disposed	147	2.8 %
Trial / Found Guilty And Sentenced	23	.4 %
Trial / Found NG / Contempt Charge Dismissed	16	.3 %
Contempt Case Disposed / Charges Transferred	0	.0 %
Cases Transferred To Another County	9	.2 %
Cases Transferred To Another Court	192	3.7 %
Cases Inactivated*	1,053	20.4 %

NOTE: NG = Not Guilty

\*Cases Inactivated due to military service or bench warrant

# Section Four

## Violations of Restraining Orders - Filings and Dispositions

### County Figures

Domestic Violence Criminal Contempt (FO) Summary - Filings (Based on Case Filing Date)  
**FILINGS** for the Period Between January 1, 2018 and December 31, 2018

County	New DV Contempt Cases (01/..)	Downgrades (Previously Indictable) 01/94)	New Indictable Cases (01/95)	Transferred From Other Counties (01/58) (01/97)	Reopened to Vacate Dismissal (06/..)	Reopened to Modify (06/99)	Reopened - Successful Appeal (06/AP)	Returned Transfer (06/08)	Case ReActivated (Warrant Satisfied) (03/99)	Total
Atlantic	10	15	134	0	1	0	0	1	34	195
Bergen	0	245	9	0	0	7	0	0	82	343
Burlington	1	300	0	0	0	22	0	0	78	401
Camden	0	3	588	0	1	26	0	0	137	755
Cape May	0	45	30	0	0	3	0	0	16	94
Cumberland	0	103	128	0	1	3	0	3	55	293
Essex	2	200	0	0	0	22	0	1	29	254
Gloucester	0	204	44	1	0	4	0	0	47	300
Hudson	4	74	105	0	0	7	0	0	32	222
Hunterdon	0	41	2	0	1	0	0	4	9	57
Mercer	0	158	34	0	1	29	0	3	68	293
Middlesex	3	9	276	2	0	70	0	0	45	405
Monmouth	2	2	192	0	1	8	0	1	31	237
Morris	1	91	25	0	0	9	0	4	16	146
Ocean	3	310	0	0	0	34	0	0	92	439
Passaic	1	1	157	0	0	1	0	0	29	189
Salem	1	33	17	0	1	0	0	0	16	68
Somerset	11	87	38	0	0	22	0	0	24	182
Sussex	3	9	33	0	0	4	0	0	6	55
Union	0	132	16	0	1	26	0	1	23	199
Warren	0	41	4	0	0	10	0	0	8	63
<b>Total</b>	<b>42</b>	<b>2103</b>	<b>1832</b>	<b>3</b>	<b>8</b>	<b>307</b>	<b>0</b>	<b>18</b>	<b>877</b>	<b>5190</b>

**Domestic Violence Criminal Contempt (FO) Summary - Filings (Based on Case Filing Date)  
FILINGS for the Period Between January 1, 2018 and December 31, 2018**

County	New DV Contempt Cases (01/..)	Downgrades (Previously Indictable) (01/94)	New Indictable Cases (01/95)	Transferred From Other Counties (01/58) (01/97)	Reopened to Vacate Dismissal (06/..)	Reopened to Modify (06/99)	Reopened - Successful Appeal (06/AP)	Returned Transfer (06/08)	Case ReActivated (Warrant Satisfied) (03/99)	Total
Atlantic	10	15	134	0	1	0	0	1	34	195
Bergen	0	245	9	0	0	7	0	0	82	343
Burlington	1	300	0	0	0	22	0	0	78	401
Camden	0	3	588	0	1	26	0	0	137	755
Cape May	0	45	30	0	0	3	0	0	16	94
Cumberland	0	103	128	0	1	3	0	3	55	293
Essex	2	200	0	0	0	22	0	1	29	254
Gloucester	0	204	44	1	0	4	0	0	47	300
Hudson	4	74	105	0	0	7	0	0	32	222
Hunterdon	0	41	2	0	1	0	0	4	9	57
Mercer	0	158	34	0	1	29	0	3	68	293
Middlesex	3	9	276	2	0	70	0	0	45	405
Monmouth	2	2	192	0	1	8	0	1	31	237
Morris	1	91	25	0	0	9	0	4	16	146
Ocean	3	310	0	0	0	34	0	0	92	439
Passaic	1	1	157	0	0	1	0	0	29	189
Salem	1	33	17	0	1	0	0	0	16	68
Somerset	11	87	38	0	0	22	0	0	24	182
Sussex	3	9	33	0	0	4	0	0	6	55
Union	0	132	16	0	1	26	0	1	23	199
Warren	0	41	4	0	0	10	0	0	8	63
<b>Total</b>	<b>42</b>	<b>2103</b>	<b>1832</b>	<b>3</b>	<b>8</b>	<b>307</b>	<b>0</b>	<b>18</b>	<b>877</b>	<b>5190</b>

Violations of Restraining Orders (FO) Summary (Based on Case Filing Date)  
DISPOSITIONS for the Period Between January 1, 2018 and December 31, 2018

County	Pled Guilty and Sentenced (05/89)	Pled NG Contempt Dismissed Charges (05/54)	Pled NG Contempt Dismissed Charges Transferred (05/90)	Pled NG Contempt Dismissed Charges Disposed (05/91)	Trial Found Guilty And Sentenced (05/92)	Trial Found NG Contempt Charge Dismissed (05/93)	Contempt Case Disposed Charges Transferred (05/OX)	Cases Transferred To Another County (05/60)	Cases Transferred To Another Court (05/59)	Cases Inactivated (02/**)	Total
Atlantic	11	121	0	3	0	0	0	0	13	47	195
Bergen	39	166	1	23	7	2	0	0	2	103	343
Burlington	191	120	0	1	2	2	0	0	0	85	401
Camden	158	386	6	2	2	3	0	2	47	148	754
Cape May	31	40	0	4	0	0	0	1	2	16	94
Cumberland	52	173	0	0	0	0	0	0	5	63	293
Essex	113	88	1	12	0	2	0	0	3	35	254
Gloucester	63	165	0	2	0	0	0	0	5	64	299
Hudson	34	125	0	13	1	1	0	0	2	44	220
Hunterdon	17	21	0	1	0	0	0	1	4	11	55
Mercer	98	98	0	1	0	0	0	0	8	85	290
Middlesex	253	78	0	0	2	0	0	2	3	66	404
Monmouth	94	61	2	16	0	0	0	2	31	31	237
Morris	27	58	2	7	1	0	0	0	31	20	146
Ocean	207	120	0	0	6	0	0	0	2	102	437
Passaic	47	87	3	7	0	0	0	0	7	38	189
Salem	11	39	0	0	0	1	0	0	0	16	67
Somerset	59	46	0	39	2	0	0	0	1	35	182
Sussex	12	29	0	0	0	0	0	0	5	9	55
Union	85	46	0	16	0	5	0	1	20	25	198
Warren	33	16	0	0	0	0	0	0	1	10	60
<b>Total</b>	<b>1,635</b>	<b>2,083</b>	<b>15</b>	<b>147</b>	<b>23</b>	<b>16</b>	<b>0</b>	<b>9</b>	<b>192</b>	<b>1,053</b>	<b>5,173</b>

# Section Five

## Criminal Domestic Violence Cases - Filings and Dispositions

### Statewide Figures

A criminal case is identified as involving domestic violence when there is a charge of contempt for violating a domestic violence restraining order (N.J.S.A. 2C:29-9b) or the case has been flagged by the Prosecutor as a domestic violence matter. Filings include initial complaints, direct indictments and direct accusations. Indictments resulting from complaints are counted as a filing when they first enter the system as initial complaints.

A disposition is the final resolution of a case. Pre-Trial Intervention (PTI) admissions are also included in these statistics. The category 'Transfer to Family' are those contempt cases that were initially identified as indictable, but have been downgraded to disorderly person's domestic violence contempt cases by the Prosecutor's Office in the county of venue. The Family Division has jurisdiction over disorderly person's (DP) contempt actions pursuant to N.J.S.A. 2C:29-2b. The category 'Transfer to Other' are those cases transferred to another jurisdiction, transferred to the Attorney General or sent to Casino Prosecution.

The number of filings and dispositions are based on the FILING date and DISPOSITION date, respectively, and are independent of one another for the time period listed.

#### DOMESTIC VIOLENCE STATISTICS (during Calendar Year 2018)

Filings	14,904	
Dispositions	14,227	
Types of Dispositions		
Downgrades/Remands	4,742	33.33 %
Dismissals	1,684	11.84 %
No Bills	344	2.42 %
Transfers (Other)	25	.18 %
Transfers to Family	3,509	24.66 %
Plea to Disorderly	1,394	9.80 %
Pre-Trial Intervention (PTI) Admissions	400	2.81 %
Guilty Pleas	2,069	14.54 %
Acquittal (Insane)	7	.05 %
Trial/Acquittal	20	.14 %
Trial/Guilty	33	.23 %

SOURCE: Criminal PROMIS/GAVEL data current through the end of December, 2018

# Section Five

## *Criminal Domestic Violence Cases - Filings and Dispositions*

### *County Figures*

Domestic Violence Statistics for Criminal Cases  
 FILINGS for the Period Between January 1, 2018 and December 31, 2018

<u>County</u>	<u>Filings</u>	<u>% of Total</u>
Atlantic	583	3.91
Bergen	767	5.15
Burlington	857	5.75
Camden	1,558	10.45
Cape May	225	1.51
Cumberland	621	4.17
Essex	2,439	16.36
Gloucester	502	3.37
Hudson	1,315	8.82
Hunterdon	58	.39
Mercer	740	4.97
Middlesex	945	6.34
Monmouth	882	5.92
Morris	339	2.27
Ocean	793	5.32
Passaic	1,376	9.23
Salem	157	1.05
Somerset	77	.52
Sussex	88	.59
Union	493	3.31
Warren	89	.60
<b>Total</b>	<b>14,904</b>	<b>100.00</b>

**Domestic Violence Statistics for Criminal Cases**  
**DISPOSITIONS for the Period Between January 1, 2018 and December 31, 2018**

<u>County</u>	<u>Dispositions</u>	<u>% of Total</u>
Atlantic	511	3.59
Bergen	702	4.93
Burlington	822	5.78
Camden	1,489	10.47
Cape May	254	1.79
Cumberland	604	4.25
Essex	2,414	16.97
Gloucester	499	3.51
Hudson	1,137	7.99
Hunterdon	66	.46
Mercer	769	5.41
Middlesex	821	5.77
Monmouth	793	5.57
Morris	321	2.26
Ocean	781	5.49
Passaic	1,346	9.46
Salem	163	1.15
Somerset	62	.44
Sussex	83	.58
Union	500	3.51
Warren	90	.63
<b>Total</b>	<b>14,227</b>	<b>100.00</b>

**Domestic Violence Statistics for Criminal Cases**  
**DISPOSITIONS BY TYPE for the Period Between January 1, 2018 and December 31, 2018**

County	Total	DownGrade/ Remands	Dismissals	No Bills	Transfer/ Other	Transfer to Family	Plea to Disorderly	PTI Admissions	Guilty Pleas	Acquittal (Insane)	Acquittal (Trials)	Guilty Trials
Atlantic	511	158	65	0	0	38	67	17	164	0	0	2
Bergen	702	282	46	2	0	188	52	45	82	1	2	2
Burlington	822	328	47	1	2	317	25	9	90	0	0	3
Camden	1,489	519	43	0	0	572	107	3	236	1	4	4
Cape May	254	43	50	0	3	71	9	14	64	0	0	0
Cumberland	604	186	133	0	0	216	2	5	61	0	0	1
Essex	2,414	1,100	341	232	1	211	85	40	389	1	8	6
Gloucester	499	147	27	0	3	237	17	13	55	0	0	0
Hudson	1,137	236	327	25	2	163	231	29	120	1	1	2
Hunterdon	66	5	22	0	1	9	8	9	12	0	0	0
Mercer	769	174	198	3	0	190	53	49	101	0	0	1
Middlesex	821	230	48	6	0	273	61	40	152	2	3	6
Monmouth	793	428	58	34	0	169	19	5	79	1	0	0
Morris	321	33	44	1	1	110	62	25	44	0	0	1
Ocean	781	160	28	1	4	325	128	18	115	0	0	2
Passaic	1,346	567	64	35	4	172	329	38	137	0	0	0
Salem	163	19	66	2	1	53	6	6	10	0	0	0
Somerset	62	1	8	1	0	21	5	4	20	0	2	0
Sussex	83	13	12	0	0	12	14	14	17	0	0	1
Union	500	102	48	1	0	153	94	13	87	0	0	2
Warren	90	11	9	0	3	9	20	4	34	0	0	0
<b>Total</b>	<b>14,227</b>	<b>4,742</b>	<b>1,684</b>	<b>344</b>	<b>25</b>	<b>3,509</b>	<b>1,394</b>	<b>400</b>	<b>2,069</b>	<b>7</b>	<b>20</b>	<b>33</b>

# Section Six

## Municipal Court Domestic Violence Complaints - Filings and Dispositions Statewide Figures

The following tables provide information regarding the number of domestic violence complaints processed by the municipal courts. A complaint, which may include more than one charge, is designated a domestic violence complaint if at least one charge constitutes a domestic violence offense under N.J.S.A. 2C:25-19a.

For the present analysis, a 'filed' domestic violence complaint is one that falls within the initial jurisdiction of the municipal court. This includes most domestic violence related disorderly persons and petty disorderly persons offenses. Domestic violence complaints that include indictable and other charges that statutorily fall within the jurisdiction of the Superior Court, even if filed in municipal court, are not counted. Those filings are properly reflected in the criminal section of this report.

The disposition information includes all domestic violence complaints adjudicated by a municipal court. This includes all cases falling within the initial jurisdiction of a municipal court as well as cases downgraded and remanded back to municipal court by the County Prosecutor.

The number of filings and dispositions are based on the FILING date and DISPOSITION date, respectively, and are independent of one another for the time period listed.

### DOMESTIC VIOLENCE STATISTICS AS RECORDED IN ACS (during Calendar Year 2018)

Filings	19,290	
Dispositions	22,002	
Types of Dispositions		
Guilty / Merged	3,710	16.86%
Not Guilty	263	1.20%
Dismissed	18,004	81.83%
Conditional Discharge	25	.11%

SOURCE: ACS Database fy\_annual\_report/muni\_annual\_dv\_report\_part1

# Section Six

## Municipal Court Domestic Violence Complaints - Filings and Dispositions County Figures

Domestic Violence Statistics for Municipal Court Complaints  
Complaints Added for the Period Between January 1, 2018 and December 31, 2018

County	Filings	% of Total
Atlantic	924	4.79%
Bergen	1,026	5.32%
Burlington	1,233	6.39%
Camden	1,890	9.80%
Cape May	296	1.53%
Cumberland	969	5.02%
Essex	1,966	10.19%
Gloucester	851	4.41%
Hudson	1,156	5.99%
Hunterdon	142	.74%
Mercer	1,311	6.80%
Middlesex	1,315	6.82%
Monmouth	1,090	5.65%
Morris	398	2.06%
Ocean	1,278	6.63%
Passaic	778	4.03%
Salem	229	1.19%
Somerset	523	2.71%
Sussex	228	1.18%
Union	1,478	7.66%
Warren	209	1.08%
	<b>19,290</b>	<b>4.76%</b>

**Domestic Violence Statistics for Municipal Court Complaints  
Complaints Disposed for the Period Between January 1, 2018 and December 31, 2018**

County	Dispositions	% of Total
Atlantic	1,061	4.82%
Bergen	1,238	5.63%
Burlington	1,450	6.59%
Camden	2,186	9.94%
Cape May	314	1.43%
Cumberland	1,114	5.06%
Essex	2,551	11.59%
Gloucester	996	4.53%
Hudson	1,279	5.81%
Hunterdon	124	.56%
Mercer	1,307	5.94%
Middlesex	1,401	6.37%
Monmouth	1,337	6.08%
Morris	423	1.92%
Ocean	1,343	6.10%
Passaic	1,314	5.97%
Salem	223	1.01%
Somerset	489	2.22%
Sussex	235	1.07%
Union	1,395	6.34%
Warren	222	1.01%
	<b>22,002</b>	<b>4.76%</b>

**Domestic Violence Statistics for Municipal Court Complaints**  
**Complaints Disposed by Type for the Period Between January 1, 2018 and December 31, 2018**

County	Total	Guilty/ Merged	Not Guilty	Dismissed	Conditional Discharge
Atlantic	1,061	73	8	980	0
Bergen	1,238	211	7	1,015	5
Burlington	1,450	255	1	1,193	1
Camden	2,186	381	100	1,703	2
Cape May	314	52	0	261	1
Cumberland	1,114	139	2	971	2
Essex	2,551	160	6	2,383	2
Gloucester	996	131	7	857	1
Hudson	1,279	122	6	1,149	2
Hunterdon	124	21	0	103	0
Mercer	1,307	94	6	1,206	1
Middlesex	1,401	294	10	1,096	1
Monmouth	1,337	487	22	827	1
Morris	423	45	21	356	1
Ocean	1,343	693	28	621	1
Passaic	1,314	148	13	1,153	0
Salem	223	41	0	181	1
Somerset	489	51	0	438	0
Sussex	235	48	11	175	1
Union	1,395	166	2	1,225	2
Warren	222	98	13	111	0
<b>Total</b>	<b>22,002</b>	<b>3,710</b>	<b>263</b>	<b>18,004</b>	<b>25</b>

# *2019*

## *Statistical Data*

# Table of Contents

<b>56</b>	<b>Section One   Family Cases - New Complaints Filed</b>
	<b>Statewide Figures</b>
	<ul style="list-style-type: none"> <li>Case Origination of Domestic Violence Complaints - Filed and Added</li> </ul>
<b>57</b>	<ul style="list-style-type: none"> <li>Genders of Plaintiffs and Defendants for New Complaints Filed</li> <li>Living Arrangements of Plaintiffs and Defendants for New Complaints Filed</li> <li>Relationships Between Plaintiffs and Defendants for New Complaints Filed</li> </ul>
<b>58</b>	<b>County Figures</b>
	<ul style="list-style-type: none"> <li>Case Origination of Domestic Violence Complaints - Filed and Added</li> </ul>
<b>59</b>	<ul style="list-style-type: none"> <li>Details of Domestic Violence Complaints - Filed and Added</li> </ul>
<b>60</b>	<ul style="list-style-type: none"> <li>Genders of Plaintiffs and Defendants for New Complaints Filed</li> </ul>
<b>61</b>	<ul style="list-style-type: none"> <li>Living Arrangements of Plaintiffs and Defendants for New Complaints Filed</li> </ul>
<b>62</b>	<ul style="list-style-type: none"> <li>Relationships Between Plaintiffs and Defendants for New Complaints Filed</li> </ul>
<b>63</b>	<b>Section Two   Family Cases - Case Results and Dispositions</b>
	<b>Statewide Figures</b>
	<ul style="list-style-type: none"> <li>TROs Issued (Pending an FRO Proceeding)</li> <li>TROs Denied in Superior Court</li> <li>TROs Denied in Municipal Court</li> <li>Complaint Withdrawn By Plaintiff</li> <li>Plaintiff Failed to Appear / Complaint Dismissed</li> <li>Plaintiff Denied FRO</li> <li>TROs Extended / Defendant Not Served</li> <li>FROs Entered</li> <li>Cases Reopened Then Reclosed</li> </ul>
<b>64</b>	<b>County Figures</b>
	<ul style="list-style-type: none"> <li>Domestic Violence Dispositions Summary</li> <li>Domestic Violence Dispositions Detail</li> </ul>
<b>65</b>	<b>Section Three   Final Restraining Orders - Filings and Dispositions</b>
	<b>Statewide Figures</b>
	<ul style="list-style-type: none"> <li>Reliefs Contained on Final Restraining Orders</li> </ul>
<b>67</b>	<b>County Figures</b>
	<ul style="list-style-type: none"> <li>Domestic Violence Relief Disposition Status</li> </ul>
<b>77</b>	<b>Section Four   Violations of Restraining Orders - Filings and Dispositions</b>
	<b>Statewide Figures</b>
	<ul style="list-style-type: none"> <li>Case Filings and Dispositions</li> </ul>
<b>78</b>	<b>County Figures</b>
	<ul style="list-style-type: none"> <li>Domestic Violence Criminal Contempt (FO) Summary - Filings</li> <li>Domestic Violence Criminal Contempt (FO) Summary - Dispositions</li> </ul>
<b>80</b>	<b>Section Five   Criminal Domestic Violence Cases - Filings and Dispositions</b>
	<b>Statewide Figures</b>
	<ul style="list-style-type: none"> <li>Case Filings and Dispositions</li> </ul>
<b>82</b>	<b>County Figures</b>
	<ul style="list-style-type: none"> <li>Domestic Violence Statistics: Filings</li> <li>Domestic Violence Statistics: Dispositions</li> <li>Domestic Violence Statistics: Dispositions by Type</li> </ul>
<b>84</b>	<b>Section Six   Municipal Court DV Cases - Filings and Dispositions</b>
	<b>Statewide Figures</b>
	<ul style="list-style-type: none"> <li>Case Filings and Dispositions</li> </ul>
<b>85</b>	<b>County Figures</b>
	<ul style="list-style-type: none"> <li>Domestic Violence Statistics: Complaints Added</li> <li>Domestic Violence Statistics: Complaints Disposed</li> <li>Domestic Violence Statistics: Complaints Disposed by Type</li> </ul>

# Section One

## Family Cases - New Complaints Filed

### Statewide Figures

#### DOMESTIC VIOLENCE FILING STATISTICS (during Calendar Year 2019)

##### Case Origination of Domestic Violence Complaints - Filed and Added

(These figures are based on the Total New Filings during the calendar year.)

	<u>Complaints Filed</u>	<u>TROs Issued</u>	<u>TROs Denied</u>
Municipal Court	14,673	12,952	1,680
Superior Court	17,785	14,294	3,078
<b>Total (New Complaints Filed)</b>	<b>32,458</b>	<b>27,246</b>	<b>4,758</b>
Recording of Out-of-State Restraining Orders	25		
TROs Reopened - Defendant Served	3,140		
<b>Total (New Complaints Filed plus Reopened Cases)</b>	<b>35,623</b>		
<b>FRO Reopened</b>	<b>8,766</b>		
<b>Reliefs granted for Weapons Seizure on TRO</b>	<b>2,222</b>		

#### Domestic Violence Annual Report

Detail of Domestic Violence Complaints - Filed and Denied (Based on Case Filing Date)  
For the Period Between January 1, 2019 and December 31, 2019

County	TROs Issued Superior Court	TROs Issued Municipal Court	TROs Denied Superior Court	TROs Denied Municipal Court
Atlantic	768	459	99	85
Bergen	1,041	842	191	74
Burlington	773	883	193	253
Camden	1,240	1,532	174	139
Cape May	238	209	25	23
Cumberland	468	595	113	64
Essex	2,295	1,085	198	56
Gloucester	507	671	144	101
Hudson	824	971	596	36
Hunterdon	111	113	26	13
Mercer	1,078	420	98	116
Middlesex	757	941	137	89
Monmouth	501	806	146	133
Morris	309	434	78	78
Ocean	690	952	173	136
Passaic	1,127	470	237	52
Salem	189	221	36	18
Somerset	313	340	97	82
Sussex	158	172	44	46
Union	729	628	224	71
Warren	178	208	49	15
<b>Statewide</b>	<b>14,294</b>	<b>12,952</b>	<b>3,078</b>	<b>1,680</b>

**Genders of Plaintiffs and Defendants for New Complaints Filed**

(These figures are based on the Total New Filings during the calendar year.)

Gender of Parties

Plaintiff - Female	24,822	76.5%
Plaintiff - Male	7,636	23.5%
Defendant - Female	8,224	25.3%
Defendant - Male	24,234	74.7%

**Living Arrangements of Plaintiffs and Defendants for New Complaints Filed**

(These figures are based on the Total New Filings during the calendar year.)

Arrangements

Living Together	13,360	41.2%
Previously Lived Together	13,770	42.4%
Never Lived Together	5,328	16.4%

**Relationships Between Plaintiffs and Defendants for New Complaints Filed**

(These figures are based on the Total New Filings during the calendar year.)

Party Relationship

a. Spouse With Child(ren)	3,748	11.5 %
b. Spouse Without Child(ren)	2,748	8.5 %
c. Former Spouse With Child(ren)	740	2.3 %
d. Former Spouse Without Child(ren)	344	1.1 %
e. Never Married / With Child(ren)	6,619	20.4 %
f. Never Married / Expectant Parents	290	.9 %
g. Present Household Member	4,843	14.9 %
h. Former Household Member	3,245	10.0 %
i. Dating Relationship	8,932	27.5 %
j. Not Related / Without Child(ren)	949	2.9 %

New Complaints Filed:	32,458
TROs Issued:	27,246
FROs Issued:	5,034

The average length of time it took for the defendant to be served (days):	4
Indefinitely continued (extended) TROs:	4,094
The average length of time from TRO granted to a FRO hearing (days):	23

FRO Cases with Children:	1,842
Child Support/Medical coverage granted at FRO or within 180 days of AFRO:	691
FM Cases prior to FRO:	254
FD cases filed prior to FRO with Child Support/Medical Coverage:	741

# Section One

## Family Cases - New Complaints Filed

### County Figures

Case Origination of Domestic Violence Complaints - Filed and Added (Based on Case Filing Date)  
For the Period Between January 1, 2019 and December 31, 2019

County	New Complaints Filed	%	[Reopened] Defendant Served with TRO	%	Total Cases Filed and Added
Atlantic	1,388	92.5	113	7.5	1,501
Bergen	2,165	92.1	186	7.9	2,351
Burlington	2,120	95.3	105	4.7	2,225
Camden	3,118	93.9	201	6.1	3,319
Cape May	501	94.5	29	5.5	530
Cumberland	1,263	89.6	147	10.4	1,410
Essex	3,693	92.8	286	7.2	3,979
Gloucester	1,445	96.1	58	3.9	1,503
Hudson	2,456	93.6	169	6.4	2,625
Hunterdon	266	92.4	22	7.6	288
Mercer	1,742	81.1	405	18.9	2,147
Middlesex	1,949	93.1	144	6.9	2,093
Monmouth	1,610	92.4	132	7.6	1,742
Morris	918	93.6	63	6.4	981
Ocean	1,977	82.9	409	17.1	2,386
Passaic	1,948	83.5	386	16.5	2,334
Salem	477	91.7	43	8.3	520
Somerset	837	94.4	50	5.6	887
Sussex	424	97.5	11	2.5	435
Union	1,703	91.1	167	8.9	1,870
Warren	458	97.0	14	3.0	472
<b>Total</b>	<b>32,458</b>	<b>91.2</b>	<b>3,140</b>	<b>8.8</b>	<b>35,598</b>

Source: Family Division domestic violence complaints

**Detail of Domestic Violence Complaints - Filed and Added (Based on Case Filing Date)  
For the Period Between January 1, 2019 and December 31, 2019**

County	New Complaints Filed	New Cases [Municipal] Source=08 (01/ )		New Cases [Superior] Source=01 (01/ )		Reopened Defendant Served with TRO (06/ )
			%		%	
Atlantic	1,388	544	39.2	844	60.8	113
Bergen	2,165	918	42.4	1,247	57.6	186
Burlington	2,120	1,144	54.0	976	46.0	105
Camden	3,118	1,674	53.7	1,444	46.3	201
Cape May	501	232	46.3	269	53.7	29
Cumberland	1,263	661	52.3	602	47.7	147
Essex	3,693	1,143	31.0	2,550	69.0	286
Gloucester	1,445	775	53.6	670	46.4	58
Hudson	2,456	1,007	41.0	1,449	59.0	169
Hunterdon	266	127	47.7	139	52.3	22
Mercer	1,742	537	30.8	1,205	69.2	405
Middlesex	1,949	1,034	53.1	915	46.9	144
Monmouth	1,610	943	58.6	667	41.4	132
Morris	918	513	55.9	405	44.1	63
Ocean	1,977	1,092	55.2	885	44.8	409
Passaic	1,948	522	26.8	1,426	73.2	386
Salem	477	240	50.3	237	49.7	43
Somerset	837	423	50.5	414	49.5	50
Sussex	424	218	51.4	206	48.6	11
Union	1,703	700	41.1	1,003	58.9	167
Warren	458	226	49.3	232	50.7	14
<b>Total</b>	<b>32,458</b>	<b>14,673</b>	<b>45.2</b>	<b>17,785</b>	<b>54.8</b>	<b>3,140</b>

Note: The Reopened/TRO case count is not included in the percentage calculation.

Source: Family Division domestic violence complaints

**Genders of Plaintiffs and Defendants for New Complaints Filed (Based on Case Filing Date)  
For the Period Between January 1, 2019 and December 31, 2019**

<u>County</u>	<u>New Complaints Filed</u>	<u>Plaintiff Male</u>	<u>%</u>	<u>Plaintiff Female</u>	<u>%</u>	<u>Defendant Male</u>	<u>%</u>	<u>Defendant Female</u>	<u>%</u>
Atlantic	1,388	359	25.9	1,029	74.1	977	70.4	411	29.6
Bergen	2,165	506	23.4	1,659	76.6	1,665	76.9	500	23.1
Burlington	2,120	558	26.3	1,562	73.7	1,532	72.3	588	27.7
Camden	3,118	742	23.8	2,376	76.2	2,268	72.7	850	27.3
Cape May	501	112	22.4	389	77.6	380	75.8	121	24.2
Cumberland	1,263	300	23.8	963	76.2	927	73.4	336	26.6
Essex	3,693	858	23.2	2,835	76.8	2,681	72.6	1,012	27.4
Gloucester	1,445	369	25.5	1,076	74.5	1,053	72.9	392	27.1
Hudson	2,456	495	20.2	1,961	79.8	1,946	79.2	510	20.8
Hunterdon	266	76	28.6	190	71.4	199	74.8	67	25.2
Mercer	1,742	431	24.7	1,311	75.3	1,252	71.9	490	28.1
Middlesex	1,949	428	22.0	1,521	78.0	1,515	77.7	434	22.3
Monmouth	1,610	354	22.0	1,256	78.0	1,265	78.6	345	21.4
Morris	918	221	24.1	697	75.9	699	76.1	219	23.9
Ocean	1,977	471	23.8	1,506	76.2	1,492	75.5	485	24.5
Passaic	1,948	433	22.2	1,515	77.8	1,449	74.4	499	25.6
Salem	477	123	25.8	354	74.2	343	71.9	134	28.1
Somerset	837	200	23.9	637	76.1	634	75.7	203	24.3
Sussex	424	109	25.7	315	74.3	311	73.3	113	26.7
Union	1,703	385	22.6	1,318	77.4	1,306	76.7	397	23.3
Warren	458	106	23.1	352	76.9	340	74.2	118	25.8
<b>Total</b>	<b>32,458</b>	<b>7,636</b>	<b>23.5</b>	<b>24,822</b>	<b>76.5</b>	<b>24,234</b>	<b>74.7</b>	<b>8,224</b>	<b>25.3</b>

Note: The % in the Male and Female columns reflect the percentage of plaintiffs and/or defendants of that gender within that county.

Source: Family Division domestic violence complaints

**Living Arrangements of Plaintiffs and Defendants for New Complaints Filed (Based on Case Filing Date)  
For the Period Between January 1, 2019 and December 31, 2019**

County	New Complaints Filed	Living Together		Previously Lived Together		Never Lived Together	
			%		%		%
Atlantic	1,388	628	45.2	577	41.6	183	13.2
Bergen	2,165	953	44.0	848	39.2	364	16.8
Burlington	2,120	957	45.1	878	41.4	285	13.4
Camden	3,118	1,241	39.8	1,352	43.4	525	16.8
Cape May	501	208	41.5	241	48.1	52	10.4
Cumberland	1,263	534	42.3	559	44.3	170	13.5
Essex	3,693	1,206	32.7	1,748	47.3	739	20.0
Gloucester	1,445	668	46.2	569	39.4	208	14.4
Hudson	2,456	941	38.3	987	40.2	528	21.5
Hunterdon	266	115	43.2	117	44.0	34	12.8
Mercer	1,742	615	35.3	830	47.6	297	17.0
Middlesex	1,949	879	45.1	733	37.6	337	17.3
Monmouth	1,610	671	41.7	663	41.2	276	17.1
Morris	918	432	47.1	355	38.7	131	14.3
Ocean	1,977	947	47.9	782	39.6	248	12.5
Passaic	1,948	662	34.0	969	49.7	317	16.3
Salem	477	217	45.5	206	43.2	54	11.3
Somerset	837	399	47.7	301	36.0	137	16.4
Sussex	424	195	46.0	165	38.9	64	15.1
Union	1,703	666	39.1	703	41.3	334	19.6
Warren	458	226	49.3	187	40.8	45	9.8
<b>Total</b>	<b>32,458</b>	<b>13,360</b>	<b>41.2</b>	<b>13,770</b>	<b>42.4</b>	<b>5,328</b>	<b>16.4</b>

Note: The % columns reflect the percentage of domestic violence cases in which the plaintiffs and defendants had a particular living arrangement at the time the complaints were filed.

Source: Family Division domestic violence complaints

**Relationships Between Plaintiffs and Defendants for New Complaints Filed (Based on Case Filing Date)  
For the Period Between January 1, 2019 and December 31, 2019**

County	New Complaints Filed	(a) Spouse With		(b) Spouse Without		(c) Fmr Spouse With		(d) Fmr Spouse Without		(e) Nvr Married With		(f) Nvr Married Expectant Parents		(g) Present Houshold Member		(h) Former Houshold Member		(i) Dating Rlttnship		(j) Not Related Without Child(ren)	
		Child(ren)	%	Child(ren)	%	Child(ren)	%	Child(ren)	%	Child(ren)	%	Child(ren)	%	Parents	%	Member	%	Member	%	Rlttnship	%
Atlantic	1,388	128	9.2	98	7.1	18	1.3	18	1.3	295	21.3	14	1.0	233	16.8	129	9.3	407	29.3	48	3.5
Bergen	2,165	320	14.8	238	11.0	79	3.6	31	1.4	388	17.9	7	.3	280	12.9	194	9.0	566	26.1	62	2.9
Burlington	2,120	236	11.1	207	9.8	48	2.3	19	.9	406	19.2	14	.7	379	17.9	235	11.1	508	24.0	68	3.2
Camden	3,118	230	7.4	182	5.8	46	1.5	40	1.3	678	21.7	44	1.4	535	17.2	344	11.0	892	28.6	127	4.1
Cape May	501	50	10.0	50	10.0	12	2.4	16	3.2	76	15.2	2	.4	72	14.4	48	9.6	155	30.9	20	4.0
Cumberland	1,263	110	8.7	85	6.7	11	.9	7	.6	283	22.4	17	1.3	195	15.4	111	8.8	411	32.5	33	2.6
Essex	3,693	355	9.6	273	7.4	60	1.6	19	.5	984	26.6	35	.9	437	11.8	354	9.6	1,109	30.0	67	1.8
Gloucester	1,445	163	11.3	122	8.4	28	1.9	11	.8	287	19.9	20	1.4	253	17.5	128	8.9	401	27.8	32	2.2
Hudson	2,456	290	11.8	245	10.0	53	2.2	29	1.2	566	23.0	25	1.0	321	13.1	224	9.1	631	25.7	72	2.9
Hunterdon	266	44	16.5	32	12.0	14	5.3	5	1.9	33	12.4	0	.0	32	12.0	25	9.4	70	26.3	11	4.1
Mercer	1,742	162	9.3	128	7.3	23	1.3	13	.7	428	24.6	18	1.0	227	13.0	189	10.8	519	29.8	35	2.0
Middlesex	1,949	276	14.2	177	9.1	40	2.1	17	.9	354	18.2	17	.9	304	15.6	168	8.6	530	27.2	66	3.4
Monmouth	1,610	233	14.5	145	9.0	58	3.6	14	.9	280	17.4	11	.7	238	14.8	130	8.1	446	27.7	55	3.4
Morris	918	150	16.3	106	11.5	31	3.4	16	1.7	130	14.2	11	1.2	117	12.7	67	7.3	257	28.0	33	3.6
Ocean	1,977	231	11.7	144	7.3	52	2.6	29	1.5	336	17.0	10	.5	368	18.6	188	9.5	554	28.0	65	3.3
Passaic	1,948	251	12.9	156	8.0	47	2.4	16	.8	385	19.8	18	.9	307	15.8	352	18.1	382	19.6	34	1.7
Salem	477	37	7.8	33	6.9	5	1.0	5	1.0	99	20.8	3	.6	80	16.8	53	11.1	143	30.0	19	4.0
Somerset	837	119	14.2	88	10.5	30	3.6	16	1.9	131	15.7	4	.5	133	15.9	75	9.0	214	25.6	27	3.2
Sussex	424	69	16.3	50	11.8	12	2.8	8	1.9	55	13.0	2	.5	54	12.7	47	11.1	113	26.7	14	3.3
Union	1,703	231	13.6	146	8.6	55	3.2	14	.8	340	20.0	14	.8	199	11.7	123	7.2	527	30.9	54	3.2
Warren	458	63	13.8	43	9.4	18	3.9	1	.2	85	18.6	4	.9	79	17.2	61	13.3	97	21.2	7	1.5
<b>Total</b>	<b>32,458</b>	<b>3,748</b>	<b>11.5</b>	<b>2,748</b>	<b>8.5</b>	<b>740</b>	<b>2.3</b>	<b>344</b>	<b>1.1</b>	<b>6,619</b>	<b>20.4</b>	<b>290</b>	<b>.9</b>	<b>4,843</b>	<b>14.9</b>	<b>3,245</b>	<b>10.0</b>	<b>8,932</b>	<b>27.5</b>	<b>949</b>	<b>2.9</b>

Note: The % columns reflect the percentage of domestic violence cases in which the plaintiffs and defendants had a particular relationship at the time the complaints were filed.

Source: Family Division domestic violence complaints

# Section Two

## *Family Cases - Results and Dispositions*

### *Statewide Figures*

#### DOMESTIC VIOLENCE DISPOSITION STATISTICS (during Calendar Year 2019)

##### Case Results

##### Decisions Based on Initiating Complaint

TROs eligible for FRO hearing	27,246
-------------------------------	--------

##### Types of Dispositions

Complaint Withdrawn By Plaintiff	11,432
----------------------------------	--------

Plaintiff Failed to Appear / Complaint Dismissed	4,444
--	-------

Plaintiff Denied FRO	4,679
----------------------	-------

TROs Extended / Defendant Not Served	4,094
--------------------------------------	-------

FROs Entered	5,034
--------------	-------

---

29,683

# Section Two

## Family Cases - Results and Dispositions

### County Figures

#### Domestic Violence Dispositions Detail (Based on Case Status Date) DISPOSITIONS for the Period Between January 1, 2019 and December 31, 2019

County	Complaint Withdrawn By Plaintiff		Plaintiff Failed to Appear/ Dismissed		Plaintiff Denied FRO		TRO Extended/ Defendant Not Served		FROs Entered	
		__%__		__%__		__%__		__%__		__%__
Atlantic	499	34.3	190	13.1	219	15.1	129	8.9	271	18.6
Bergen	1,065	46.3	183	7.9	256	11.1	259	11.3	274	11.9
Burlington	610	28.0	290	13.3	293	13.5	126	5.8	413	19.0
Camden	720	22.2	836	25.8	319	9.8	368	11.4	685	21.1
Cape May	180	35.0	61	11.9	103	20.0	31	6.0	91	17.7
Cumberland	381	28.7	237	17.8	216	16.3	122	9.2	196	14.7
Essex	1,257	32.8	707	18.4	708	18.5	463	12.1	445	11.6
Gloucester	483	32.5	210	14.1	256	17.2	87	5.9	206	13.9
Hudson	771	30.2	343	13.4	244	9.6	251	9.8	312	12.2
Hunterdon	128	45.2	11	3.9	33	11.7	17	6.0	55	19.4
Mercer	577	28.5	282	13.9	219	10.8	509	25.2	221	10.9
Middlesex	777	38.2	139	6.8	361	17.8	184	9.1	345	17.0
Monmouth	613	36.5	199	11.9	205	12.2	161	9.6	222	13.2
Morris	398	41.4	34	3.5	125	13.0	97	10.1	152	15.8
Ocean	780	34.7	166	7.4	233	10.4	365	16.3	393	17.5
Passaic	629	28.6	229	10.4	277	12.6	527	23.9	250	11.4
Salem	151	29.7	105	20.6	71	13.9	43	8.4	85	16.7
Somerset	313	36.3	38	4.4	130	15.1	59	6.8	144	16.7
Sussex	196	45.9	19	4.4	53	12.4	14	3.3	55	12.9
Union	693	38.0	150	8.2	253	13.9	265	14.5	166	9.1
Warren	211	45.4	15	3.2	105	22.6	17	3.7	53	11.4
<b>TOTAL</b>	<b>11,432</b>	<b>33.2</b>	<b>4,444</b>	<b>12.9</b>	<b>4,679</b>	<b>13.6</b>	<b>4,094</b>	<b>11.9</b>	<b>5,034</b>	<b>14.6</b>

Note: The numbers in the Total Disposed column reflect all those cases that were Dismissed, had the TRO extended or had the FRO granted.

Source: Family Division domestic violence complaints

# Section Three

## Reliefs Contained on Final Restraining Orders (FROs) Statewide Figures

### Reliefs Contained on Final Restraining Orders

		Times Relief Sought	% of Total Cases	Times Relief Granted	% of Times Sought
Prohibition Against Future Acts of Domestic Violence	[Part I (A)]	5,119	98.7 %	5,115	99.9 %
Prohibition Against Any Contact or Communication With PLA	[Part I (B)]	5,119	98.7 %	4,821	94.2 %
Prohibition Against Any Contact or Communication With Others	[Part I (C)]	2,317	44.7 %	1,880	81.1 %
Prohibition Against Harrassing Communications To Plaintiff	[Part I (D)]	5,119	98.7 %	5,111	99.8 %
Prohibition Against Harrassing Communications To Others	[Part I (E)]	2,185	42.1 %	1,760	80.5 %
Exclusive Possession of Residence to PLA or Alternate Housing	[Part I (F)]	1,720	33.2 %	1,518	88.3 %
Emergent Monetary Relief [Plaintiff]	[Part I (G)]	32	.6 %	7	21.9 %
Emergent Monetary Relief [Dependent(s)]	[Part I (H)]	24	.5 %	2	8.3 %
Child Custody	[Part I (I)]	1,524	29.4 %	1,269	83.3 %
Law Enforcement Accompaniment of DEF to Scene or Residence	[Part I (J)]	1,885	36.3 %	1,332	70.7 %
Law Enforcement Accompaniment of PLA to Scene or Residence	[Part I (K)]	779	15.0 %	393	50.4 %
Other Appropriate Relief [Plaintiff]	[Part I (M)]	268	5.2 %	147	54.9 %
Other Appropriate Relief [Child(ren)]	[Part I (N)]	116	2.2 %	59	50.9 %
Other Appropriate Relief [Defendant]	[Part I (O)]	1,022	19.7 %	758	74.2 %
Intake Monitoring of Conditions and/or Restraints	[Part I (P)]	53	1.0 %	17	32.1 %
Prohibition Against Weapons Possession [Firearms]	[Part I (Q)]	5,119	98.7 %	5,111	99.8 %
Prohibition Against Weapons Possession [All Others]	[Part I (R)]	0	.0 %	0	.0 %
Seizure of Weapons	[Part I (S)]	[ N/A ]		496	9.6 %
Prohibition Against Stalking Plaintiff	[Part I (T)]	5,119	98.7 %	5,112	99.9 %

Percentages are based on number of times the RELIEF was Sought and the number of times the RELIEF was Granted in 2019 .

The first percentage, next to the number in TIMES RELIEF SOUGHT, represents the number of cases in which that RELIEF was sought as a percentage of all cases in which that RELIEF can be sought.

The second percentage, next to the number in TIMES RELIEF GRANTED, represents the number of cases in which the RELIEF was granted as a percentage of those cases in which that RELIEF was sought. For those RELIEFS that cannot be sought, this figure represents the percentage of all cases.

Reliefs Contained on Final Restraining Orders

		Times Relief Sought	% of Total Cases	Times Relief Granted	% of Times Sought
Prohibition Against Stalking Others	[Part I (U)]	2,151	41.5 %	1,734	80.6 %
Conditions of Parenting Time for Defendant	[Part II (V)]	1,086	20.9 %	1,091	100.5 %
Risk Assessment Ordered	[Part II (W)]	291	5.6 %	194	66.7 %
Suspension of Parenting Time for Defendant	[Part II (X)]	1,544	29.8 %	610	39.5 %
Monetary Compensation - Emergent Support [Plaintiff]	[Part II (Y)]	29	.6 %	15	51.7 %
Monetary Compensation - Emergent Support [Dependent(s)]	[Part II (Z)]	24	.5 %	10	41.7 %
Monetary Compensation - Interim Support [Plaintiff]	[Part II (aa)]	[ N/A ]		6	.1 %
Monetary Compensation - Interim Support [Dependent(s)]	[Part II (bb)]	[ N/A ]		10	.2 %
Monetary Compensation - Ongoing Support [Plaintiff]	[Part II (cc)]	215	4.1 %	30	14.0 %
Monetary Compensation - Ongoing Support [Dependent(s)]	[Part II (dd)]	717	13.8 %	251	35.0 %
Monetary Compensation - Compensatory [Plaintiff]	[Part II (ee)]	299	5.8 %	70	23.4 %
Monetary Compensation - Punitive Damages [Plaintiff]	[Part II (ff)]	46	.9 %	18	39.1 %
Monetary Compensation - Medical Coverage [Plaintiff]	[Part II (gg)]	98	1.9 %	23	23.5 %
Monetary Compensation - Medical Coverage [Dependent(s)]	[Part II (hh)]	223	4.3 %	51	22.9 %
Monetary Compensation - [Third Party]	[Part II (ii)]	82	1.6 %	1	1.2 %
VCCO Fine (Victims of Crime Compensation Office)	[Part II (jj)]	[ N/A ]		1	.0 %
Professional Domestic Violence Counseling [Defendant]	[Part II (kk)]	1,376	26.5 %	947	68.8 %
Rent or Mortgage Payments	[Part II (ll)]	68	1.3 %	17	25.0 %
Temporary Possession of Specified Personal Property to PLA	[Part II (mm)]	402	7.8 %	225	56.0 %
Temporary Possession of Specified Personal Property to DEF	[Part II (nn)]	137	2.6 %	70	51.1 %
<b>Totals Reliefs Sought and Granted</b>		<b>46,308</b>		<b>40,282</b>	<b>87.0 %</b>

Percentages are based on number of times the RELIEF was Sought and the number of times the RELIEF was Granted in 2019 .

The first percentage, next to the number in TIMES RELIEF SOUGHT, represents the number of cases in which that RELIEF was sought as a percentage of all cases in which that RELIEF can be sought.

The second percentage, next to the number in TIMES RELIEF GRANTED, represents the number of cases in which the RELIEF was granted as a percentage of those cases in which that RELIEF was sought. For those RELIEFS that cannot be sought, this figure represents the percentage of all cases.

# Section Three

## Final Restraining Orders (FROs) - Relief Disposition Status

### County Figures

**Relief Disposition Status - Page 1**  
**For the Period Between January 1, 2019 and December 31, 2019**

County	FROs	Prohibition Against Future Acts of Domestic Violence		Prohibition Against Any Contact or Communication With Plaintiff		Prohibition Against Any Contact or Communication With Others		Prohibition Against Harrassing Communications To Plaintiff									
		Sought	Part I (A) Grantd %	Sought	Part I (B) Grantd %	Sought	Part I (C) Grantd %	Sought	Part I (D) Grantd %								
Atlantic	277	277	100.0	276	99.6	277	100.0	268	96.8	88	31.8	83	94.3	277	100.0	276	99.6
Bergen	293	288	98.3	288	100.0	288	98.3	269	93.4	154	52.6	132	85.7	288	98.3	288	100.0
Burlington	425	424	99.8	423	99.8	424	99.8	419	98.8	182	42.8	159	87.4	424	99.8	422	99.5
Camden	721	714	99.0	713	99.9	714	99.0	698	97.8	240	33.3	220	91.7	714	99.0	713	99.9
Cape May	95	94	98.9	94	100.0	94	98.9	93	98.9	44	46.3	29	65.9	94	98.9	94	100.0
Cumberland	205	202	98.5	201	99.5	202	98.5	194	96.0	65	31.7	41	63.1	202	98.5	201	99.5
Essex	472	464	98.3	464	100.0	464	98.3	433	93.3	290	61.4	260	89.7	464	98.3	464	100.0
Gloucester	214	211	98.6	211	100.0	211	98.6	207	98.1	86	40.2	70	81.4	211	98.6	211	100.0
Hudson	301	291	96.7	291	100.0	291	96.7	272	93.5	124	41.2	70	56.5	291	96.7	291	100.0
Hunterdon	52	52	100.0	52	100.0	52	100.0	51	98.1	30	57.7	29	96.7	52	100.0	52	100.0
Mercer	227	221	97.4	221	100.0	221	97.4	195	88.2	131	57.7	99	75.6	221	97.4	220	99.5
Middlesex	352	352	100.0	352	100.0	352	100.0	347	98.6	185	52.6	147	79.5	352	100.0	352	100.0
Monmouth	219	218	99.5	218	100.0	218	99.5	199	91.3	99	45.2	77	77.8	218	99.5	218	100.0
Morris	156	150	96.2	150	100.0	150	96.2	128	85.3	78	50.0	72	92.3	150	96.2	150	100.0
Ocean	400	400	100.0	400	100.0	400	100.0	397	99.3	130	32.5	124	95.4	400	100.0	400	100.0
Passaic	270	264	97.8	264	100.0	264	97.8	178	67.4	183	67.8	101	55.2	264	97.8	262	99.2
Salem	86	86	100.0	86	100.0	86	100.0	78	90.7	27	31.4	20	74.1	86	100.0	86	100.0
Somerset	141	141	100.0	141	100.0	141	100.0	141	100.0	72	51.1	61	84.7	141	100.0	141	100.0
Sussex	57	55	96.5	55	100.0	55	96.5	55	100.0	20	35.1	16	80.0	55	96.5	55	100.0
Union	170	163	95.9	163	100.0	163	95.9	147	90.2	52	30.6	38	73.1	163	95.9	163	100.0
Warren	53	52	98.1	52	100.0	52	98.1	52	100.0	37	69.8	32	86.5	52	98.1	52	100.0
<b>Total</b>	<b>5186</b>	<b>5119</b>	<b>98.7</b>	<b>5115</b>	<b>99.9</b>	<b>5119</b>	<b>98.7</b>	<b>4821</b>	<b>94.2</b>	<b>2317</b>	<b>44.7</b>	<b>1880</b>	<b>81.1</b>	<b>5119</b>	<b>98.7</b>	<b>5111</b>	<b>99.8</b>

Source: Family Division domestic violence complaints

Relief Disposition Status - Page 2  
 For the Period Between January 1, 2019 and December 31, 2019

County	FROs	Prohibition Against Harrassing Communications to Others				Exclusive Possession of Residence to Plaintiff or Alternate Housing				Emergent Monetary Relief [Plaintiff]				Emergent Monetary Relief [Dependent (s)]			
		Sought	Part I (E) %	Granted	%	Sought	Part I (F) %	Granted	%	Sought	Part I (G) %	Granted	%	Sought	Part I (H) %	Granted	%
Atlantic	277	86	31.0	81	94.2	117	42.2	115	98.3	0	.0	0	.0	0	.0	0	.0
Bergen	293	144	49.1	121	84.0	61	20.8	66	108.2	4	1.4	1	25.0	4	1.4	0	.0
Burlington	425	171	40.2	149	87.1	143	33.6	135	94.4	1	.2	1	100.0	0	.0	0	.0
Camden	721	226	31.3	201	88.9	249	34.5	234	94.0	2	.3	1	50.0	0	.0	0	.0
Cape May	95	42	44.2	29	69.0	39	41.1	36	92.3	0	.0	0	.0	0	.0	0	.0
Cumberland	205	59	28.8	42	71.2	81	39.5	75	92.6	1	.5	0	.0	0	.0	0	.0
Essex	472	282	59.7	253	89.7	136	28.8	115	84.6	2	.4	1	50.0	3	.6	0	.0
Gloucester	214	84	39.3	68	81.0	74	34.6	71	95.9	0	.0	0	.0	0	.0	0	.0
Hudson	301	114	37.9	63	55.3	83	27.6	70	84.3	2	.7	1	50.0	0	.0	0	.0
Hunterdon	52	29	55.8	28	96.6	25	48.1	21	84.0	0	.0	0	.0	1	1.9	0	.0
Mercer	227	125	55.1	87	69.6	94	41.4	75	79.8	2	.9	1	50.0	4	1.8	1	25.0
Middlesex	352	167	47.4	129	77.2	113	32.1	102	90.3	9	2.6	1	11.1	7	2.0	1	14.3
Monmouth	219	99	45.2	81	81.8	51	23.3	45	88.2	1	.5	0	.0	0	.0	0	.0
Morris	156	69	44.2	66	95.7	53	34.0	50	94.3	3	1.9	0	.0	0	.0	0	.0
Ocean	400	125	31.3	116	92.8	124	31.0	113	91.1	1	.3	0	.0	0	.0	0	.0
Passaic	270	176	65.2	99	56.3	103	38.1	41	39.8	3	1.1	0	.0	4	1.5	0	.0
Salem	86	22	25.6	16	72.7	31	36.0	24	77.4	0	.0	0	.0	0	.0	0	.0
Somerset	141	67	47.5	57	85.1	56	39.7	55	98.2	0	.0	0	.0	0	.0	0	.0
Sussex	57	18	31.6	12	66.7	21	36.8	19	90.5	0	.0	0	.0	0	.0	0	.0
Union	170	45	26.5	31	68.9	39	22.9	31	79.5	1	.6	0	.0	0	.0	0	.0
Warren	53	35	66.0	31	88.6	27	50.9	25	92.6	0	.0	0	.0	1	1.9	0	.0
<b>Total</b>	<b>5186</b>	<b>2185</b>	<b>42.1</b>	<b>1760</b>	<b>80.5</b>	<b>1720</b>	<b>33.2</b>	<b>1518</b>	<b>88.3</b>	<b>32</b>	<b>.6</b>	<b>7</b>	<b>21.9</b>	<b>24</b>	<b>.5</b>	<b>2</b>	<b>8.3</b>

Source: Family Division domestic violence complaints

**Relief Disposition Status - Page 3**  
**For the Period Between January 1, 2019 and December 31, 2019**

County	FROs	Child Custody				Law Enf. Accompaniment to Scene or Residence [Defendant]				Law Enf. Accompaniment to Scene or Residence [Plaintiff]			
		Sought	Part I (I) __%__	Granted	__%__	Sought	Part I (J) __%__	Granted	__%__	Sought	Part I (K) __%__	Granted	__%__
Atlantic	277	63	22.7	55	87.3	116	41.9	99	85.3	23	8.3	10	43.5
Bergen	293	74	25.3	60	81.1	101	34.5	64	63.4	9	3.1	3	33.3
Burlington	425	97	22.8	79	81.4	141	33.2	105	74.5	14	3.3	9	64.3
Camden	721	235	32.6	204	86.8	232	32.2	178	76.7	33	4.6	22	66.7
Cape May	95	22	23.2	11	50.0	33	34.7	21	63.6	7	7.4	5	71.4
Cumberland	205	66	32.2	59	89.4	96	46.8	73	76.0	36	17.6	5	13.9
Essex	472	159	33.7	149	93.7	124	26.3	75	60.5	154	32.6	67	43.5
Gloucester	214	49	22.9	38	77.6	61	28.5	46	75.4	13	6.1	9	69.2
Hudson	301	103	34.2	92	89.3	240	79.7	181	75.4	226	75.1	173	76.5
Hunterdon	52	10	19.2	11	110.0	21	40.4	17	81.0	1	1.9	1	100.0
Mercer	227	75	33.0	59	78.7	64	28.2	40	62.5	12	5.3	5	41.7
Middlesex	352	120	34.1	98	81.7	127	36.1	100	78.7	145	41.2	54	37.2
Monmouth	219	60	27.4	46	76.7	56	25.6	36	64.3	8	3.7	3	37.5
Morris	156	40	25.6	31	77.5	58	37.2	45	77.6	11	7.1	7	63.6
Ocean	400	104	26.0	85	81.7	141	35.3	101	71.6	14	3.5	8	57.1
Passaic	270	88	32.6	48	54.5	107	39.6	27	25.2	46	17.0	3	6.5
Salem	86	19	22.1	13	68.4	30	34.9	21	70.0	7	8.1	1	14.3
Somerset	141	41	29.1	40	97.6	45	31.9	34	75.6	8	5.7	2	25.0
Sussex	57	12	21.1	14	116.7	24	42.1	17	70.8	4	7.0	1	25.0
Union	170	67	39.4	57	85.1	47	27.6	34	72.3	6	3.5	5	83.3
Warren	53	20	37.7	20	100.0	21	39.6	18	85.7	2	3.8	0	.0
<b>Total</b>	<b>5186</b>	<b>1524</b>	<b>29.4</b>	<b>1269</b>	<b>83.3</b>	<b>1885</b>	<b>36.3</b>	<b>1332</b>	<b>70.7</b>	<b>779</b>	<b>15.0</b>	<b>393</b>	<b>50.4</b>

Source: Family Division domestic violence complaints

**Relief Disposition Status - Page 4**  
**For the Period Between January 1, 2019 and December 31, 2019**

County	FROs	Other Appropriate Relief [Plaintiff]				Other Appropriate Relief [Child(ren)]				Other Appropriate Relief [Defendant]				Intake Monitoring of Conditions and/or Restraints			
		Sought	Part I (M) %	Granted	%	Sought	Part I (N) %	Granted	%	Sought	Part I (O) %	Granted	%	Sought	Part I (P) %	Granted	%
Atlantic	277	8	2.9	4	50.0	4	1.4	1	25.0	55	19.9	55	100.0	0	.0	0	.0
Bergen	293	11	3.8	9	81.8	7	2.4	5	71.4	68	23.2	43	63.2	22	7.5	2	9.1
Burlington	425	6	1.4	2	33.3	1	.2	1	100.0	93	21.9	81	87.1	2	.5	2	100.0
Camden	721	25	3.5	14	56.0	8	1.1	4	50.0	95	13.2	62	65.3	11	1.5	4	36.4
Cape May	95	6	6.3	1	16.7	2	2.1	1	50.0	21	22.1	21	100.0	0	.0	0	.0
Cumberland	205	6	2.9	5	83.3	0	.0	0	.0	43	21.0	43	100.0	0	.0	0	.0
Essex	472	57	12.1	36	63.2	11	2.3	9	81.8	205	43.4	98	47.8	5	1.1	2	40.0
Gloucester	214	6	2.8	4	66.7	2	.9	1	50.0	98	45.8	97	99.0	0	.0	0	.0
Hudson	301	10	3.3	9	90.0	32	10.6	18	56.3	4	1.3	3	75.0	0	.0	0	.0
Hunterdon	52	4	7.7	2	50.0	0	.0	0	.0	11	21.2	8	72.7	0	.0	0	.0
Mercer	227	14	6.2	8	57.1	7	3.1	3	42.9	53	23.3	24	45.3	0	.0	0	.0
Middlesex	352	30	8.5	19	63.3	7	2.0	2	28.6	81	23.0	47	58.0	10	2.8	7	70.0
Monmouth	219	10	4.6	6	60.0	2	.9	2	100.0	31	14.2	31	100.0	0	.0	0	.0
Morris	156	7	4.5	3	42.9	3	1.9	0	.0	11	7.1	11	100.0	2	1.3	0	.0
Ocean	400	7	1.8	6	85.7	2	.5	0	.0	65	16.3	66	101.5	0	.0	0	.0
Passaic	270	23	8.5	7	30.4	6	2.2	2	33.3	11	4.1	5	45.5	0	.0	0	.0
Salem	86	4	4.7	2	50.0	0	.0	0	.0	32	37.2	31	96.9	0	.0	0	.0
Somerset	141	5	3.5	0	.0	0	.0	0	.0	13	9.2	8	61.5	0	.0	0	.0
Sussex	57	2	3.5	0	.0	0	.0	0	.0	14	24.6	14	100.0	0	.0	0	.0
Union	170	26	15.3	10	38.5	21	12.4	10	47.6	14	8.2	8	57.1	0	.0	0	.0
Warren	53	1	1.9	0	.0	1	1.9	0	.0	4	7.5	2	50.0	1	1.9	0	.0
<b>Total</b>	<b>5186</b>	<b>268</b>	<b>5.2</b>	<b>147</b>	<b>54.9</b>	<b>116</b>	<b>2.2</b>	<b>59</b>	<b>50.9</b>	<b>1022</b>	<b>19.7</b>	<b>758</b>	<b>74.2</b>	<b>53</b>	<b>1.0</b>	<b>17</b>	<b>32.1</b>

Source: Family Division domestic violence complaints

Relief Disposition Status - Page 5  
 For the Period Between January 1, 2019 and December 31, 2019

County	FROs	Prohibition Against Weapons Possession [Firearm(s)]				Prohibition Against Weapons Possession [All Others]				Seizure of Weapons				Prohibition Against Stalking Plaintiff	
		Sought	Part I (Q) ____%	Granted	____%	Sought	____%	Part I (R) Granted	____%	Granted	Part I (S) ____%	Sought	____%	Granted	Part I (T) ____%
Atlantic	277	277	100.0	276	99.6	0	.0	0	.0	34	12.3	277	100.0	276	99.6
Bergen	293	288	98.3	288	100.0	0	.0	0	.0	28	9.6	288	98.3	288	100.0
Burlington	425	424	99.8	423	99.8	0	.0	0	.0	55	12.9	424	99.8	423	99.8
Camden	721	714	99.0	712	99.7	0	.0	0	.0	68	9.4	714	99.0	713	99.9
Cape May	95	94	98.9	94	100.0	0	.0	0	.0	8	8.4	94	98.9	94	100.0
Cumberland	205	202	98.5	201	99.5	0	.0	0	.0	22	10.7	202	98.5	201	99.5
Essex	472	464	98.3	463	99.8	0	.0	0	.0	77	16.3	464	98.3	464	100.0
Gloucester	214	211	98.6	211	100.0	0	.0	0	.0	8	3.7	211	98.6	211	100.0
Hudson	301	291	96.7	291	100.0	0	.0	0	.0	11	3.7	291	96.7	290	99.7
Hunterdon	52	52	100.0	52	100.0	0	.0	0	.0	3	5.8	52	100.0	52	100.0
Mercer	227	221	97.4	221	100.0	0	.0	0	.0	16	7.0	221	97.4	220	99.5
Middlesex	352	352	100.0	352	100.0	0	.0	0	.0	32	9.1	352	100.0	352	100.0
Monmouth	219	218	99.5	218	100.0	0	.0	0	.0	12	5.5	218	99.5	218	100.0
Morris	156	150	96.2	150	100.0	0	.0	0	.0	9	5.8	150	96.2	150	100.0
Ocean	400	400	100.0	400	100.0	0	.0	0	.0	43	10.8	400	100.0	400	100.0
Passaic	270	264	97.8	263	99.6	0	.0	0	.0	27	10.0	264	97.8	263	99.6
Salem	86	86	100.0	85	98.8	0	.0	0	.0	10	11.6	86	100.0	86	100.0
Somerset	141	141	100.0	141	100.0	0	.0	0	.0	6	4.3	141	100.0	141	100.0
Sussex	57	55	96.5	55	100.0	0	.0	0	.0	6	10.5	55	96.5	55	100.0
Union	170	163	95.9	163	100.0	0	.0	0	.0	18	10.6	163	95.9	163	100.0
Warren	53	52	98.1	52	100.0	0	.0	0	.0	3	5.7	52	98.1	52	100.0
<b>Total</b>	<b>5186</b>	<b>5119</b>	<b>98.7</b>	<b>5111</b>	<b>99.8</b>	<b>0</b>	<b>.0</b>	<b>0</b>	<b>.0</b>	<b>496</b>	<b>9.6</b>	<b>5119</b>	<b>98.7</b>	<b>5112</b>	<b>99.9</b>

Note: Some Reliefs cannot be sought. They can only be granted by the Court.

Source: Family Division domestic violence complaints

**Relief Disposition Status - Page 6**  
**For the Period Between January 1, 2019 and December 31, 2019**

County	FROs	Prohibition Against Stalking Others				Conditions of Parenting Time for Defendant				Risk Assessment Ordered				Suspension of Parenting Time for Defendant			
		Sought	Part I (U) Granted	%	%	Sought	Part II (V) Granted	%	%	Sought	Part II (W) Granted	%	%	Sought	Part II (X) Granted	%	%
Atlantic	277	85	30.7	80	94.1	53	19.1	51	96.2	1	.4	1	100.0	65	23.5	27	41.5
Bergen	293	144	49.1	119	82.6	62	21.2	67	108.1	35	11.9	7	20.0	84	28.7	25	29.8
Burlington	425	170	40.0	149	87.6	74	17.4	76	102.7	18	4.2	10	55.6	117	27.5	50	42.7
Camden	721	228	31.6	203	89.0	180	25.0	184	102.2	8	1.1	1	12.5	218	30.2	71	32.6
Cape May	95	41	43.2	29	70.7	19	20.0	19	100.0	4	4.2	4	100.0	27	28.4	9	33.3
Cumberland	205	59	28.8	41	69.5	47	22.9	47	100.0	0	.0	0	.0	64	31.2	22	34.4
Essex	472	268	56.8	239	89.2	101	21.4	87	86.1	120	25.4	110	91.7	165	35.0	93	56.4
Gloucester	214	83	38.8	69	83.1	34	15.9	31	91.2	1	.5	1	100.0	52	24.3	27	51.9
Hudson	301	110	36.5	64	58.2	47	15.6	51	108.5	1	.3	1	100.0	101	33.6	48	47.5
Hunterdon	52	29	55.8	28	96.6	8	15.4	9	112.5	0	.0	0	.0	15	28.8	5	33.3
Mercer	227	124	54.6	91	73.4	50	22.0	50	100.0	5	2.2	4	80.0	69	30.4	33	47.8
Middlesex	352	164	46.6	122	74.4	92	26.1	89	96.7	9	2.6	1	11.1	122	34.7	36	29.5
Monmouth	219	98	44.7	75	76.5	63	28.8	57	90.5	0	.0	0	.0	45	20.5	10	22.2
Morris	156	68	43.6	66	97.1	37	23.7	39	105.4	2	1.3	2	100.0	42	26.9	4	9.5
Ocean	400	122	30.5	115	94.3	71	17.8	80	112.7	33	8.3	33	100.0	91	22.8	43	47.3
Passaic	270	172	63.7	94	54.7	41	15.2	46	112.2	25	9.3	4	16.0	94	34.8	39	41.5
Salem	86	22	25.6	15	68.2	14	16.3	14	100.0	0	.0	0	.0	26	30.2	9	34.6
Somerset	141	67	47.5	57	85.1	22	15.6	24	109.1	10	7.1	7	70.0	38	27.0	17	44.7
Sussex	57	18	31.6	13	72.2	11	19.3	13	118.2	4	7.0	4	100.0	15	26.3	4	26.7
Union	170	44	25.9	34	77.3	50	29.4	49	98.0	13	7.6	4	30.8	74	43.5	29	39.2
Warren	53	35	66.0	31	88.6	10	18.9	8	80.0	2	3.8	0	.0	20	37.7	9	45.0
<b>Total</b>	<b>5186</b>	<b>2151</b>	<b>41.5</b>	<b>1734</b>	<b>80.6</b>	<b>1086</b>	<b>20.9</b>	<b>1091</b>	<b>100.5</b>	<b>291</b>	<b>5.6</b>	<b>194</b>	<b>66.7</b>	<b>1544</b>	<b>29.8</b>	<b>610</b>	<b>39.5</b>

Source: Family Division domestic violence complaints

**Relief Disposition Status - Page 7**  
**For the Period Between January 1, 2019 and December 31, 2019**

County	FROs	Monetary Compensation Emergent Support [Plaintiff]				Monetary Compensation Emergent Support [Dependent(s)]				Monetary Compensation Interim Support [Plaintiff] [Dependent(s)]				Monetary Compensation Ongoing Support [Plaintiff]	
		Sought	Part II (Y) % Granted		%	Sought	Part II (Z) % Granted		%	Part II-aa Granted	Part II-bb Granted	Part II-bb Sought	%	Part II-cc Granted	%
Atlantic	277	0	.0	0	.0	0	.0	0	.0	1	0	7	2.5	3	42.9
Bergen	293	7	2.4	3	42.9	6	2.0	2	33.3	1	0	16	5.5	4	25.0
Burlington	425	3	.7	2	66.7	0	.0	0	.0	0	0	10	2.4	3	30.0
Camden	721	1	.1	1	100.0	1	.1	0	.0	0	1	15	2.1	1	6.7
Cape May	95	1	1.1	1	100.0	0	.0	0	.0	0	0	4	4.2	0	.0
Cumberland	205	0	.0	1	.0	0	.0	0	.0	0	3	7	3.4	1	14.3
Essex	472	3	.6	1	33.3	1	.2	1	100.0	0	3	16	3.4	2	12.5
Gloucester	214	0	.0	0	.0	1	.5	0	.0	0	0	5	2.3	0	.0
Hudson	301	0	.0	0	.0	1	.3	1	100.0	0	0	13	4.3	2	15.4
Hunterdon	52	2	3.8	0	.0	0	.0	0	.0	0	0	3	5.8	0	.0
Mercer	227	0	.0	0	.0	3	1.3	3	100.0	1	1	11	4.8	2	18.2
Middlesex	352	4	1.1	0	.0	5	1.4	0	.0	0	0	35	9.9	1	2.9
Monmouth	219	0	.0	0	.0	0	.0	0	.0	1	0	5	2.3	1	20.0
Morris	156	1	.6	0	.0	1	.6	0	.0	0	0	8	5.1	1	12.5
Ocean	400	2	.5	2	100.0	0	.0	1	.0	1	0	9	2.3	5	55.6
Passaic	270	1	.4	1	100.0	2	.7	0	.0	0	0	24	8.9	1	4.2
Salem	86	0	.0	0	.0	0	.0	0	.0	0	1	2	2.3	0	.0
Somerset	141	2	1.4	1	50.0	1	.7	0	.0	0	0	10	7.1	0	.0
Sussex	57	0	.0	0	.0	1	1.8	1	100.0	1	0	4	7.0	0	.0
Union	170	2	1.2	2	100.0	1	.6	1	100.0	0	1	7	4.1	2	28.6
Warren	53	0	.0	0	.0	0	.0	0	.0	0	0	4	7.5	1	25.0
<b>Total</b>	<b>5186</b>	<b>29</b>	<b>.6</b>	<b>15</b>	<b>51.7</b>	<b>24</b>	<b>.5</b>	<b>10</b>	<b>41.7</b>	<b>6</b>	<b>10</b>	<b>215</b>	<b>4.1</b>	<b>30</b>	<b>14.0</b>

Note: Some Reliefs cannot be sought. They can only be granted by the Court.

Source: Family Division domestic violence complaints

Relief Disposition Status - Page 8  
 For the Period Between January 1, 2019 and December 31, 2019

County	FROs	Monetary Compensation Ongoing Support [Dependent (s)]				Monetary Compensation Compensatory [Plaintiff]				Monetary Compensation Punitive Damages [Plaintiff]				Monetary Compensation Medical Coverage [Plaintiff]			
		Sought	Part II-dd % Granted	%		Sought	Part II-ee % Granted	%		Sought	Part II-ff % Granted	%		Sought	Part II-gg % Granted	%	
Atlantic	277	13	4.7	9	69.2	5	1.8	4	80.0	1	.4	1	100.0	1	.4	0	.0
Bergen	293	34	11.6	23	67.6	23	7.8	10	43.5	3	1.0	2	66.7	6	2.0	5	83.3
Burlington	425	35	8.2	19	54.3	16	3.8	13	81.3	0	.0	0	.0	4	.9	1	25.0
Camden	721	87	12.1	33	37.9	7	1.0	6	85.7	2	.3	1	50.0	5	.7	1	20.0
Cape May	95	11	11.6	1	9.1	1	1.1	1	100.0	1	1.1	1	100.0	1	1.1	0	.0
Cumberland	205	36	17.6	23	63.9	2	1.0	3	150.0	5	2.4	5	100.0	3	1.5	2	66.7
Essex	472	111	23.5	24	21.6	6	1.3	4	66.7	4	.8	1	25.0	7	1.5	0	.0
Gloucester	214	19	8.9	12	63.2	4	1.9	2	50.0	1	.5	1	100.0	4	1.9	1	25.0
Hudson	301	55	18.3	14	25.5	15	5.0	0	.0	0	.0	0	.0	8	2.7	0	.0
Hunterdon	52	6	11.5	4	66.7	1	1.9	1	100.0	0	.0	0	.0	4	7.7	3	75.0
Mercer	227	40	17.6	10	25.0	17	7.5	3	17.6	4	1.8	0	.0	5	2.2	2	40.0
Middlesex	352	75	21.3	22	29.3	59	16.8	5	8.5	7	2.0	1	14.3	14	4.0	4	28.6
Monmouth	219	22	10.0	9	40.9	4	1.8	4	100.0	4	1.8	4	100.0	3	1.4	0	.0
Morris	156	11	7.1	5	45.5	0	.0	0	.0	1	.6	0	.0	1	.6	0	.0
Ocean	400	30	7.5	20	66.7	2	.5	2	100.0	0	.0	0	.0	2	.5	1	50.0
Passaic	270	56	20.7	8	14.3	119	44.1	6	5.0	11	4.1	0	.0	14	5.2	0	.0
Salem	86	5	5.8	0	.0	0	.0	0	.0	1	1.2	1	100.0	0	.0	0	.0
Somerset	141	23	16.3	9	39.1	7	5.0	4	57.1	1	.7	0	.0	8	5.7	1	12.5
Sussex	57	4	7.0	1	25.0	1	1.8	0	.0	0	.0	0	.0	2	3.5	0	.0
Union	170	38	22.4	5	13.2	8	4.7	2	25.0	0	.0	0	.0	4	2.4	0	.0
Warren	53	6	11.3	0	.0	2	3.8	0	.0	0	.0	0	.0	2	3.8	2	100.0
<b>Total</b>	<b>5186</b>	<b>717</b>	<b>13.8</b>	<b>251</b>	<b>35.0</b>	<b>299</b>	<b>5.8</b>	<b>70</b>	<b>23.4</b>	<b>46</b>	<b>.9</b>	<b>18</b>	<b>39.1</b>	<b>98</b>	<b>1.9</b>	<b>23</b>	<b>23.5</b>

Source: Family Division domestic violence complaints

Relief Disposition Status - Page 9  
 For the Period Between January 1, 2019 and December 31, 2019

County	FROs	Monetary Compensation Medical Coverage [Dependent(s)]				Monetary Compensation [Third Party]				VCCO Fine (Victims of Crime Compensation Office)		Professional Domestic Violence Counseling [Defendant]			
		Sought	Part II-hh \$	Granted	\$	Sought	Part II-ii \$	Granted	\$	Part II-jj Granted	Sought	Part II-kk \$	Granted	\$	
Atlantic	277	3	1.1	0	.0	0	.0	0	.0	0	57	20.6	57	100.0	
Bergen	293	8	2.7	4	50.0	2	.7	0	.0	1	199	67.9	144	72.4	
Burlington	425	9	2.1	2	22.2	0	.0	0	.0	0	87	20.5	78	89.7	
Camden	721	33	4.6	3	9.1	0	.0	0	.0	0	45	6.2	37	82.2	
Cape May	95	3	3.2	0	.0	0	.0	0	.0	0	3	3.2	3	100.0	
Cumberland	205	19	9.3	14	73.7	0	.0	0	.0	0	44	21.5	44	100.0	
Essex	472	31	6.6	1	3.2	1	.2	0	.0	0	301	63.8	181	60.1	
Gloucester	214	7	3.3	3	42.9	0	.0	0	.0	0	38	17.8	38	100.0	
Hudson	301	17	5.6	0	.0	0	.0	0	.0	0	162	53.8	16	9.9	
Hunterdon	52	6	11.5	6	100.0	0	.0	0	.0	0	10	19.2	6	60.0	
Mercer	227	9	4.0	4	44.4	0	.0	0	.0	0	25	11.0	13	52.0	
Middlesex	352	17	4.8	8	47.1	0	.0	0	.0	0	137	38.9	106	77.4	
Monmouth	219	7	3.2	1	14.3	1	.5	1	100.0	0	106	48.4	107	100.9	
Morris	156	2	1.3	0	.0	0	.0	0	.0	0	27	17.3	27	100.0	
Ocean	400	3	.8	1	33.3	0	.0	0	.0	0	9	2.3	9	100.0	
Passaic	270	27	10.0	0	.0	78	28.9	0	.0	0	5	1.9	2	40.0	
Salem	86	0	.0	0	.0	0	.0	0	.0	0	16	18.6	16	100.0	
Somerset	141	10	7.1	3	30.0	0	.0	0	.0	0	14	9.9	12	85.7	
Sussex	57	1	1.8	0	.0	0	.0	0	.0	0	10	17.5	10	100.0	
Union	170	10	5.9	0	.0	0	.0	0	.0	0	80	47.1	41	51.2	
Warren	53	1	1.9	1	100.0	0	.0	0	.0	0	1	1.9	0	.0	
<b>Total</b>	<b>5186</b>	<b>223</b>	<b>4.3</b>	<b>51</b>	<b>22.9</b>	<b>82</b>	<b>1.6</b>	<b>1</b>	<b>1.2</b>	<b>1</b>	<b>1376</b>	<b>26.5</b>	<b>947</b>	<b>68.8</b>	

Note: Some Reliefs cannot be sought. They can only be granted by the Court.

Source: Family Division domestic violence complaints

**Relief Disposition Status - Page 10**  
**For the Period Between January 1, 2019 and December 31, 2019**

County	FROs	Rent or Mortgage Payments				Temporary Possession of Specified Personal Property Given to Plaintiff				Temporary Possession of Specified Personal Property Given to Defendant				Total Reliefs		
		Sought	Part II-ll \$	Granted	\$	Sought	Part II-mm \$	Granted	\$	Sought	Part II-nn \$	Granted	\$	Sought	Granted	\$
Atlantic	277	0	.0	0	.0	10	3.6	7	70.0	1	.4	1	100.0	2247	2151	95.7
Bergen	293	8	2.7	3	37.5	14	4.8	11	78.6	31	10.6	9	29.0	2781	2395	86.1
Burlington	425	3	.7	2	66.7	95	22.4	72	75.8	6	1.4	5	83.3	3618	3370	93.1
Camden	721	3	.4	1	33.3	31	4.3	17	54.8	8	1.1	5	62.5	5798	5327	91.9
Cape May	95	0	.0	0	.0	3	3.2	2	66.7	0	.0	0	.0	805	701	87.1
Cumberland	205	1	.5	0	.0	27	13.2	18	66.7	13	6.3	8	61.5	1790	1595	89.1
Essex	472	4	.8	2	50.0	13	2.8	8	61.5	3	.6	2	66.7	4903	4189	85.4
Gloucester	214	0	.0	0	.0	13	6.1	7	53.8	4	1.9	4	100.0	1794	1659	92.5
Hudson	301	3	1.0	0	.0	24	8.0	9	37.5	34	11.3	14	41.2	2984	2346	78.6
Hunterdon	52	1	1.9	1	100.0	3	5.8	2	66.7	7	13.5	6	85.7	487	450	92.4
Mercer	227	7	3.1	2	28.6	14	6.2	9	64.3	3	1.3	1	33.3	2072	1724	83.2
Middlesex	352	13	3.7	2	15.4	18	5.1	7	38.9	1	.3	0	.0	3533	2898	82.0
Monmouth	219	0	.0	0	.0	2	.9	1	50.0	0	.0	0	.0	1867	1681	90.0
Morris	156	1	.6	0	.0	10	6.4	5	50.0	1	.6	2	200.0	1298	1173	90.4
Ocean	400	4	1.0	1	25.0	8	2.0	3	37.5	1	.3	1	100.0	3100	2977	96.0
Passaic	270	12	4.4	0	.0	65	24.1	21	32.3	11	4.1	4	36.4	2827	1816	64.2
Salem	86	0	.0	0	.0	7	8.1	3	42.9	2	2.3	0	.0	697	618	88.7
Somerset	141	5	3.5	3	60.0	9	6.4	5	55.6	1	.7	1	100.0	1240	1112	89.7
Sussex	57	0	.0	0	.0	4	7.0	2	50.0	3	5.3	1	33.3	468	424	90.6
Union	170	3	1.8	0	.0	26	15.3	13	50.0	5	2.9	5	100.0	1498	1229	82.0
Warren	53	0	.0	0	.0	6	11.3	3	50.0	2	3.8	1	50.0	501	447	89.2
<b>Total</b>	<b>5186</b>	<b>68</b>	<b>1.3</b>	<b>17</b>	<b>25.0</b>	<b>402</b>	<b>7.8</b>	<b>225</b>	<b>56.0</b>	<b>137</b>	<b>2.6</b>	<b>70</b>	<b>51.1</b>	<b>46308</b>	<b>40282</b>	<b>87.0</b>

Source: Family Division domestic violence complaints

# Section Four

## Violations of Restraining Orders - Filings and Dispositions

### Statewide Figures

Enforcement of Domestic Violence Temporary Restraining Orders (TROs) or Final Restraining Orders (FROs) can be pursued either through the criminal contempt process, N.J.S.A.2C:29-9b or N.J.S.A.2C:25-30, or the civil enforcement of litigant's rights process under R.1:10-3. Under the criminal statute, violations of any restraints and certain reliefs and conditions of a restraining order require mandatory arrest and criminal prosecution. Violations of other reliefs and conditions are enforceable by the court pursuant to applicable court rules. The Family Division has jurisdiction over disorderly person's domestic violence contempt actions pursuant to N.J.S.A. 2C:29-9b. This includes contempt charges that were initially indictable but have been downgraded by the Prosecutor's Office in the county of venue. The following section reports the data on those cases. It does not cover indictable contempts of the fourth degree and above, which are handled in the Criminal Division.

#### VIOLATIONS OF RESTRAINING ORDERS FILINGS (during Calendar Year 2019)

Filings	5,485	
Types of Filings		
New DV Contempt Cases	47	.9 %
Downgrade (Previously Indictable)	2,305	42.0 %
New Indictable Cases	1,923	35.1 %
Transferred From Other Counties	3	.1 %
Motions to Vacate Dismissal	11	.2 %
Reopened to Modify and Review	213	3.9 %
Transferred Case Returned	16	.3 %
Cases Reactivated (Warrant Satisfied)	967	17.6 %

SOURCE:fp\_annual\_report\dfilr\_FO\_dvc

#### VIOLATIONS OF RESTRAINING ORDERS DISPOSITIONS (during Calendar Year 2019)

Dispositions	5,436	
Types of Dispositions		
Pled Guilty and Sentenced	1,514	27.9 %
Pled NG / Contempt Dismissed / Charges Dismissed	2,224	40.9 %
Pled NG / Contempt Dismissed / Charges Transferred	7	.1 %
Pled NG / Contempt Dismissed / Charges Disposed	123	2.3 %
Trial / Found Guilty And Sentenced	39	.7 %
Trial / Found NG / Contempt Charge Dismissed	18	.3 %
Contempt Case Disposed / Charges Transferred	3	.1 %
Cases Transferred To Another County	11	.2 %
Cases Transferred To Another Court	226	4.2 %
Cases Inactivated*	1,271	23.4 %

NOTE: NG = Not Guilty

\*Cases Inactivated due to military service or bench warrant

SOURCE:fp\_annual\_report\dterm\_FO\_dvc

# Section Four

## Violations of Restraining Orders - Filings and Dispositions

### County Figures

**Domestic Violence Criminal Contempt (FO) Summary - Filings (Based on Case Filing Date)**  
**FILINGS for the Period Between January 1, 2019 and December 31, 2019**

County	New DV Contempt Cases (01/..)	Downgrades (Previously Indictable) 01/94)	New Indictable Cases (01/95)	Transferred From Other Counties (01/58) (01/97)	Reopened to Vacate Dismissal (06/..)	Reopened to Modify (06/99)	Reopened - Successful Appeal (06/AP)	Returned Transfer (06/08)	Case ReActivated (Warrant Satisfied) (03/99)	Total
Atlantic	0	6	163	0	0	1	0	1	26	197
Bergen	0	276	7	2	0	4	0	0	71	360
Burlington	1	370	0	0	1	11	0	0	76	459
Camden	0	0	600	0	2	1	0	3	172	778
Cape May	2	39	16	0	0	2	0	0	11	70
Cumberland	1	253	2	0	0	0	0	0	70	326
Essex	3	195	3	0	0	16	0	0	17	234
Gloucester	0	102	96	0	1	4	0	0	37	240
Hudson	1	2	196	0	1	24	0	0	55	279
Hunterdon	0	46	14	0	1	6	0	0	7	74
Mercer	0	189	39	0	3	14	0	1	80	326
Middlesex	2	18	286	0	0	43	0	0	50	399
Monmouth	1	3	202	0	0	5	0	0	52	263
Morris	0	82	14	0	0	2	0	7	19	124
Ocean	0	379	0	0	0	41	0	0	73	493
Passaic	0	6	216	1	2	0	0	0	77	302
Salem	0	54	4	0	0	1	0	0	14	73
Somerset	36	79	16	0	0	11	0	0	19	161
Sussex	0	6	42	0	0	1	0	4	9	62
Union	0	171	7	0	0	23	0	0	29	230
Warren	0	29	0	0	0	3	0	0	3	35
<b>Total</b>	<b>47</b>	<b>2305</b>	<b>1923</b>	<b>3</b>	<b>11</b>	<b>213</b>	<b>0</b>	<b>16</b>	<b>967</b>	<b>5485</b>

**Violations of Restraining Orders (FO) Summary (Based on Case Filing Date)**  
**DISPOSITIONS for the Period Between January 1, 2019 and December 31, 2019**

County	Pled Guilty and Sentenced (05/89)	Pled NG Contempt Dismissed Charges (05/54)	Pled NG Contempt Dismissed Charges Transferred (05/90)	Pled NG Contempt Dismissed Charges Disposed (05/91)	Trial Found Guilty And Sentenced (05/92)	Trial Found NG Contempt Charge Dismissed (05/93)	Contempt Case Disposed Charges Transferred (05/OX)	Cases Transferred To Another County (05/60)	Cases Transferred To Another Court (05/59)	Cases Inactivated (02/**)	Total
Atlantic	10	121	1	3	2	0	0	0	22	37	196
Bergen	51	190	0	19	4	2	0	0	3	91	360
Burlington	179	159	0	0	9	6	1	2	0	102	458
Camden	137	349	3	3	1	1	0	0	77	193	764
Cape May	18	31	0	5	0	0	0	0	3	13	70
Cumberland	43	195	0	0	1	0	0	1	4	80	324
Essex	99	89	0	13	2	2	0	0	3	25	233
Gloucester	56	119	0	1	1	0	0	0	5	57	239
Hudson	27	141	1	19	8	0	0	0	4	77	277
Hunterdon	10	27	0	7	1	0	0	0	4	11	60
Mercer	57	139	2	5	1	0	0	0	12	103	319
Middlesex	219	95	0	0	0	0	0	0	6	79	399
Monmouth	114	64	0	10	0	0	0	1	6	67	262
Morris	24	33	0	7	1	0	0	0	27	32	124
Ocean	248	136	0	4	1	4	1	0	7	90	491
Passaic	38	129	0	8	0	0	1	2	20	104	302
Salem	16	38	0	0	0	0	0	0	0	19	73
Somerset	49	58	0	15	1	0	0	4	3	29	159
Sussex	6	29	0	0	1	0	0	1	11	14	62
Union	97	75	0	4	3	2	0	0	7	41	229
Warren	16	7	0	0	2	1	0	0	2	7	35
<b>Total</b>	<b>1,514</b>	<b>2,224</b>	<b>7</b>	<b>123</b>	<b>39</b>	<b>18</b>	<b>3</b>	<b>11</b>	<b>226</b>	<b>1,271</b>	<b>5,436</b>

# *Section Five*

## *Criminal Domestic Violence Cases - Filings and Dispositions*

### *Statewide Figures*

A criminal case is identified as involving domestic violence when there is a charge of contempt for violating a domestic violence restraining order (N.J.S.A. 2C:29-9b) or the case has been flagged by the Prosecutor as a domestic violence matter. Filings include initial complaints, direct indictments and direct accusations. Indictments resulting from complaints are counted as a filing when they first enter the system as initial complaints.

A disposition is the final resolution of a case. Pre-Trial Intervention (PTI) admissions are also included in these statistics. The category 'Transfer to Family' are those contempt cases that were initially identified as indictable, but have been downgraded to disorderly person's domestic violence contempt cases by the Prosecutor's Office in the county of venue. The Family Division has jurisdiction over disorderly person's (DP) contempt actions pursuant to N.J.S.A. 2C:29-2b. The category 'Transfer to Other' are those cases transferred to another jurisdiction, transferred to the Attorney General or sent to Casino Prosecution.

The number of filings and dispositions are based on the FILING date and DISPOSITION date, respectively, and are independent of one another for the time period listed.

#### DOMESTIC VIOLENCE STATISTICS (during Calendar Year 2019)

Filings	15,463	
Dispositions	15,189	
Types of Dispositions		
Downgrades/Remands	4,823	31.75 %
Dismissals	2,112	13.90 %
No Bills	361	2.38 %
Transfers (Other)	16	.11 %
Transfers to Family	3,744	24.65 %
Plea to Disorderly	1,486	9.78 %
Pre-Trial Intervention (PTI) Admissions	492	3.24 %
Guilty Pleas	2,082	13.71 %
Acquittal (Insane)	9	.06 %
Trial/Acquittal	19	.13 %
Trial/Guilty	45	.30 %

SOURCE: Criminal PROMIS/GAVEL data current through the end of December, 2019

# Section Five

## Criminal Domestic Violence Cases - Filings and Dispositions

### County Figures

Domestic Violence Statistics for Criminal Cases  
 FILINGS for the Period Between January 1, 2019 and December 31, 2019

<u>County</u>	<u>Filings</u>	<u>% of Total</u>
Atlantic	644	4.16
Bergen	819	5.30
Burlington	961	6.21
Camden	1,603	10.37
Cape May	236	1.53
Cumberland	643	4.16
Essex	2,419	15.64
Gloucester	505	3.27
Hudson	1,407	9.10
Hunterdon	80	.52
Mercer	785	5.08
Middlesex	947	6.12
Monmouth	837	5.41
Morris	352	2.28
Ocean	842	5.45
Passaic	1,406	9.09
Salem	199	1.29
Somerset	71	.46
Sussex	92	.59
Union	503	3.25
Warren	112	.72
<b>Total</b>	<b>15,463</b>	<b>100.00</b>

**Domestic Violence Statistics for Criminal Cases**  
**DISPOSITIONS for the Period Between January 1, 2019 and December 31, 2019**

<u>County</u>	<u>Dispositions</u>	<u>% of Total</u>
Atlantic	611	4.02
Bergen	756	4.98
Burlington	871	5.73
Camden	1,448	9.53
Cape May	200	1.32
Cumberland	652	4.29
Essex	2,521	16.60
Gloucester	455	3.00
Hudson	1,494	9.84
Hunterdon	72	.47
Mercer	809	5.33
Middlesex	974	6.41
Monmouth	851	5.60
Morris	316	2.08
Ocean	801	5.27
Passaic	1,440	9.48
Salem	190	1.25
Somerset	56	.37
Sussex	88	.58
Union	483	3.18
Warren	101	.66
<b>Total</b>	<b>15,189</b>	<b>100.00</b>

**Domestic Violence Statistics for Criminal Cases**  
**DISPOSITIONS BY TYPE for the Period Between January 1, 2019 and December 31, 2019**

County	Total	DownGrade/ Remands	Dismissals	No Bills	Transfer/ Other	Transfer to Family	Plea to Disorderly	PTI Admissions	Guilty Pleas	Acquittal (Insane)	Acquittal (Trials)	Guilty Trials
Atlantic	611	211	85	0	1	59	73	15	163	0	2	2
Bergen	756	286	32	5	0	213	64	50	98	3	0	5
Burlington	871	272	54	0	6	343	49	10	133	0	1	3
Camden	1,448	526	37	0	1	565	85	7	224	0	2	1
Cape May	200	32	43	0	0	51	14	6	54	0	0	0
Cumberland	652	223	96	0	1	243	7	7	72	0	0	3
Essex	2,521	1,097	471	197	1	242	120	44	330	1	7	11
Gloucester	455	130	28	0	1	209	28	8	47	1	1	2
Hudson	1,494	277	518	42	1	206	271	40	136	0	0	3
Hunterdon	72	7	19	0	1	16	10	7	12	0	0	0
Mercer	809	181	248	3	0	189	37	46	103	0	0	2
Middlesex	974	212	74	9	0	315	86	92	181	1	1	3
Monmouth	851	415	61	68	1	173	18	11	101	0	2	1
Morris	316	35	60	3	0	74	59	40	45	0	0	0
Ocean	801	94	46	1	2	371	155	29	100	1	1	1
Passaic	1,440	689	69	29	0	241	242	39	130	0	0	1
Salem	190	9	89	2	0	62	6	4	15	0	2	1
Somerset	56	1	13	0	0	24	3	0	12	1	0	2
Sussex	88	15	8	0	0	6	17	14	27	1	0	0
Union	483	107	54	2	0	122	109	9	77	0	0	3
Warren	101	4	7	0	0	20	33	14	22	0	0	1
<b>Total</b>	<b>15,189</b>	<b>4,823</b>	<b>2,112</b>	<b>361</b>	<b>16</b>	<b>3,744</b>	<b>1,486</b>	<b>492</b>	<b>2,082</b>	<b>9</b>	<b>19</b>	<b>45</b>

# Section Six

## Municipal Court Domestic Violence Complaints - Filings and Dispositions Statewide Figures

The following tables provide information regarding the number of domestic violence complaints processed by the municipal courts. A complaint, which may include more than one charge, is designated a domestic violence complaint if at least one charge constitutes a domestic violence offense under N.J.S.A. 2C:25-19a.

For the present analysis, a 'filed' domestic violence complaint is one that falls within the initial jurisdiction of the municipal court. This includes most domestic violence related disorderly persons and petty disorderly persons offenses. Domestic violence complaints that include indictable and other charges that statutorily fall within the jurisdiction of the Superior Court, even if filed in municipal court, are not counted. Those filings are properly reflected in the criminal section of this report.

The disposition information includes all domestic violence complaints adjudicated by a municipal court. This includes all cases falling within the initial jurisdiction of a municipal court as well as cases downgraded and remanded back to municipal court by the County Prosecutor.

The number of filings and dispositions are based on the FILING date and DISPOSITION date, respectively, and are independent of one another for the time period listed.

### DOMESTIC VIOLENCE STATISTICS AS RECORDED IN ACS (during Calendar Year 2019)

Filings	18,925	
Dispositions	22,022	
Types of Dispositions		
Guilty / Merged	3,764	17.09%
Not Guilty	200	.91%
Dismissed	18,036	81.90%
Conditional Discharge	22	.10%

SOURCE: ACS Database fy\_annual\_report/muni\_annual\_dv\_report\_part1

# Section Six

## Municipal Court Domestic Violence Complaints - Filings and Dispositions County Figures

Domestic Violence Statistics for Municipal Court Complaints  
Complaints Added for the Period Between January 1, 2019 and December 31, 2019

County	Filings	% of Total
Atlantic	1,079	5.70%
Bergen	948	5.01%
Burlington	1,231	6.50%
Camden	1,836	9.70%
Cape May	290	1.53%
Cumberland	889	4.70%
Essex	2,088	11.03%
Gloucester	875	4.62%
Hudson	1,224	6.47%
Hunterdon	144	.76%
Mercer	1,166	6.16%
Middlesex	1,249	6.60%
Monmouth	1,026	5.42%
Morris	415	2.19%
Ocean	1,268	6.70%
Passaic	691	3.65%
Salem	230	1.22%
Somerset	520	2.75%
Sussex	248	1.31%
Union	1,327	7.01%
Warren	181	.96%
	<b>18,925</b>	<b>4.76%</b>

**Domestic Violence Statistics for Municipal Court Complaints  
Complaints Disposed for the Period Between January 1, 2019 and December 31, 2019**

County	Dispositions	% of Total
Atlantic	1,181	5.36%
Bergen	1,068	4.85%
Burlington	1,449	6.58%
Camden	2,258	10.25%
Cape May	320	1.45%
Cumberland	1,162	5.28%
Essex	2,948	13.39%
Gloucester	1,003	4.55%
Hudson	1,149	5.22%
Hunterdon	126	.57%
Mercer	1,262	5.73%
Middlesex	1,383	6.28%
Monmouth	1,213	5.51%
Morris	408	1.85%
Ocean	1,332	6.05%
Passaic	1,298	5.89%
Salem	236	1.07%
Somerset	469	2.13%
Sussex	235	1.07%
Union	1,324	6.01%
Warren	198	.90%
	<b>22,022</b>	<b>4.76%</b>

**Domestic Violence Statistics for Municipal Court Complaints**  
**Complaints Disposed by Type for the Period Between January 1, 2019 and December 31, 2019**

County	Total	Guilty/ Merged	Not Guilty	Dismissed	Conditional Discharge
Atlantic	1,181	89	1	1,091	0
Bergen	1,068	199	11	854	4
Burlington	1,449	261	4	1,183	1
Camden	2,258	353	63	1,842	0
Cape May	320	56	1	261	2
Cumberland	1,162	173	2	986	1
Essex	2,948	216	9	2,720	3
Gloucester	1,003	124	3	874	2
Hudson	1,149	165	7	973	4
Hunterdon	126	22	0	104	0
Mercer	1,262	102	2	1,157	1
Middlesex	1,383	274	3	1,104	2
Monmouth	1,213	433	13	767	0
Morris	408	32	27	349	0
Ocean	1,332	737	16	579	0
Passaic	1,298	93	8	1,197	0
Salem	236	33	0	203	0
Somerset	469	72	1	395	1
Sussex	235	42	22	171	0
Union	1,324	210	5	1,108	1
Warren	198	78	2	118	0
<b>Total</b>	<b>22,022</b>	<b>3,764</b>	<b>200</b>	<b>18,036</b>	<b>22</b>

# *2020*

## *Statistical Data*

# Table of Contents

<b>90</b>	<b>Section One   Family Cases - New Complaints Filed</b>
	<b>Statewide Figures</b>
	<ul style="list-style-type: none"> <li>Case Origination of Domestic Violence Complaints - Filed and Added</li> </ul>
<b>91</b>	<ul style="list-style-type: none"> <li>Genders of Plaintiffs and Defendants for New Complaints Filed</li> <li>Living Arrangements of Plaintiffs and Defendants for New Complaints Filed</li> <li>Relationships Between Plaintiffs and Defendants for New Complaints Filed</li> </ul>
<b>92</b>	<b>County Figures</b>
	<ul style="list-style-type: none"> <li>Case Origination of Domestic Violence Complaints - Filed and Added</li> </ul>
<b>93</b>	<ul style="list-style-type: none"> <li>Details of Domestic Violence Complaints - Filed and Added</li> </ul>
<b>94</b>	<ul style="list-style-type: none"> <li>Genders of Plaintiffs and Defendants for New Complaints Filed</li> </ul>
<b>95</b>	<ul style="list-style-type: none"> <li>Living Arrangements of Plaintiffs and Defendants for New Complaints Filed</li> </ul>
<b>96</b>	<ul style="list-style-type: none"> <li>Relationships Between Plaintiffs and Defendants for New Complaints Filed</li> </ul>
<b>97</b>	<b>Section Two   Family Cases - Case Results and Dispositions</b>
	<b>Statewide Figures</b>
	<ul style="list-style-type: none"> <li>TROs Issued (Pending an FRO Proceeding)</li> <li>TROs Denied in Superior Court</li> <li>TROs Denied in Municipal Court</li> <li>Complaint Withdrawn By Plaintiff</li> <li>Plaintiff Failed to Appear / Complaint Dismissed</li> <li>Plaintiff Denied FRO</li> <li>TROs Extended / Defendant Not Served</li> <li>FROs Entered</li> <li>Cases Reopened Then Reclosed</li> </ul>
<b>98</b>	<b>County Figures</b>
	<ul style="list-style-type: none"> <li>Domestic Violence Dispositions Summary</li> <li>Domestic Violence Dispositions Detail</li> </ul>
<b>99</b>	<b>Section Three   Final Restraining Orders - Filings and Dispositions</b>
	<b>Statewide Figures</b>
	<ul style="list-style-type: none"> <li>Reliefs Contained on Final Restraining Orders</li> </ul>
<b>101</b>	<b>County Figures</b>
	<ul style="list-style-type: none"> <li>Domestic Violence Relief Disposition Status</li> </ul>
<b>111</b>	<b>Section Four   Violations of Restraining Orders - Filings and Dispositions</b>
	<b>Statewide Figures</b>
	<ul style="list-style-type: none"> <li>Case Filings and Dispositions</li> </ul>
<b>112</b>	<b>County Figures</b>
	<ul style="list-style-type: none"> <li>Domestic Violence Criminal Contempt (FO) Summary - Filings</li> <li>Domestic Violence Criminal Contempt (FO) Summary - Dispositions</li> </ul>
<b>114</b>	<b>Section Five   Criminal Domestic Violence Cases - Filings and Dispositions</b>
	<b>Statewide Figures</b>
	<ul style="list-style-type: none"> <li>Case Filings and Dispositions</li> </ul>
<b>115</b>	<b>County Figures</b>
	<ul style="list-style-type: none"> <li>Domestic Violence Statistics: Filings</li> <li>Domestic Violence Statistics: Dispositions</li> <li>Domestic Violence Statistics: Dispositions by Type</li> </ul>
<b>118</b>	<b>Section Six   Municipal Court DV Cases - Filings and Dispositions</b>
	<b>Statewide Figures</b>
	<ul style="list-style-type: none"> <li>Case Filings and Dispositions</li> </ul>
<b>119</b>	<b>County Figures</b>
	<ul style="list-style-type: none"> <li>Domestic Violence Statistics: Complaints Added</li> <li>Domestic Violence Statistics: Complaints Disposed</li> <li>Domestic Violence Statistics: Complaints Disposed by Type</li> </ul>

# Section One

## Family Cases - New Complaints Filed

### Statewide Figures

#### Case Origination of Domestic Violence Complaints - Filed and Added

(These figures are based on the Total New Filings during the calendar year.)

	Complaints Filed	TROs Issued	TROs Denied
Municipal Court	21,552	19,288	2,009
Superior Court	8,343	6,929	1,465
<b>Total (New Complaints Filed)</b>	<b>29,895</b>	<b>26,217</b>	<b>3,474</b>
Recording of Out-of-State Restraining Orders	18		
TROs Reopened - Defendant Served	2,393		
<b>Total (New Complaints Filed plus Reopened Cases)</b>	<b>32,306</b>		

FRO Reopened 4,574

Reliefs granted for Weapons Seizure on TRO 1,866

#### Detail of Domestic Violence Complaints - Filed and Denied (Based on Case Filing Date) For the Period Between January 1, 2020 and December 31, 2020

County	Issued Superior Court	Issued Municipal Court	Denied Superior Court	Denied Municipal Court
Atlantic	434	738	269	115
Bergen	444	1,293	81	123
Burlington	347	1,341	68	200
Camden	596	2,174	77	222
Cape May	121	300	9	19
Cumberland	142	890	22	91
Essex	1,071	1,830	72	91
Gloucester	225	970	61	120
Hudson	508	1,381	209	47
Hunterdon	69	148	16	17
Mercer	434	790	50	65
Middlesex	483	1,432	87	122
Monmouth	222	1,098	41	149
Morris	158	517	47	78
Ocean	321	1,263	77	178
Passaic	513	967	90	65
Salem	91	272	23	28
Somerset	136	471	43	86
Sussex	95	247	17	46
Union	418	945	73	111
Warren	101	221	33	36
<b>Statewide</b>	<b>6,929</b>	<b>19,288</b>	<b>1,465</b>	<b>2,009</b>

**Genders of Plaintiffs and Defendants for New Complaints Filed**

(These figures are based on the Total New Filings during the calendar year.)

## Gender of Parties

Plaintiff - Female	23,175	77.5%
Plaintiff - Male	6,720	22.5%
Defendant - Female	7,224	24.2%
Defendant - Male	22,671	75.8%

**Living Arrangements of Plaintiffs and Defendants for New Complaints Filed**

(These figures are based on the Total New Filings during the calendar year.)

## Arrangements

Living Together	13,054	43.7%
Previously Lived Together	11,950	40.0%
Never Lived Together	4,891	16.4%

**Relationships Between Plaintiffs and Defendants for New Complaints Filed**

(These figures are based on the Total New Filings during the calendar year.)

## Party Relationship

a. Spouse With Child(ren)	2,929	9.8 %
b. Spouse Without Child(ren)	2,420	8.1 %
c. Former Spouse With Child(ren)	512	1.7 %
d. Former Spouse Without Child(ren)	251	.8 %
e. Never Married / With Child(ren)	5,759	19.3 %
f. Never Married / Expectant Parents	278	.9 %
g. Present Household Member	4,995	16.7 %
h. Former Household Member	3,034	10.1 %
i. Dating Relationship	8,452	28.3 %
j. Not Related / Without Child(ren)	1,265	4.2 %

New Complaints Filed:	29,895
TROs Issued:	26,217
FROs Issued:	3,453

The average length of time it took for the defendant to be served (days):	4
Indefinitely continued (extended) TROs:	5,476
The average length of time from TRO granted to a FRO hearing (days):	40

FRO Cases with Children:	1,277
Child Support/Medical coverage granted at FRO or within 180 days of AFRO:	463
FM Cases prior to FRO:	255
FD cases filed prior to FRO with Child Support/Medical Coverage:	471

# Section One

## Family Cases - New Complaints Filed

### County Figures

Case Origination of Domestic Violence Complaints - Filed and Added (Based on Case Filing Date)  
For the Period Between January 1, 2020 and December 31, 2020

County	New Complaints Filed	%	[Reopened] Defendant Served with TRO	%	Total Cases Filed and Added
Atlantic	1,331	96.0	55	4.0	1,386
Bergen	1,966	90.5	207	9.5	2,173
Burlington	1,992	94.5	117	5.5	2,109
Camden	3,109	97.9	67	2.1	3,176
Cape May	456	93.8	30	6.2	486
Cumberland	1,158	84.3	215	15.7	1,373
Essex	3,111	94.4	185	5.6	3,296
Gloucester	1,402	94.8	77	5.2	1,479
Hudson	2,156	92.7	171	7.3	2,327
Hunterdon	256	94.1	16	5.9	272
Mercer	1,356	87.6	192	12.4	1,548
Middlesex	2,145	92.7	168	7.3	2,313
Monmouth	1,529	90.4	162	9.6	1,691
Morris	807	95.7	36	4.3	843
Ocean	1,889	91.5	176	8.5	2,065
Passaic	1,669	90.8	170	9.2	1,839
Salem	421	90.3	45	9.7	466
Somerset	749	96.5	27	3.5	776
Sussex	414	97.2	12	2.8	426
Union	1,580	86.3	251	13.7	1,831
Warren	399	96.6	14	3.4	413
<b>Total</b>	<b>29,895</b>	<b>92.6</b>	<b>2,393</b>	<b>7.4</b>	<b>32,288</b>

Source: Family Division domestic violence complaints

**Detail of Domestic Violence Complaints - Filed and Added (Based on Case Filing Date)  
For the Period Between January 1, 2020 and December 31, 2020**

County	New Complaints Filed	New Cases [Municipal] Source=08 (01/ )		New Cases [Superior] Source=01 (01/ )		Reopened Defendant Served with TRO (06/ )
			%		%	
Atlantic	1,331	857	64.4	474	35.6	55
Bergen	1,966	1,437	73.1	529	26.9	207
Burlington	1,992	1,573	79.0	419	21.0	117
Camden	3,109	2,410	77.5	699	22.5	67
Cape May	456	321	70.4	135	29.6	30
Cumberland	1,158	987	85.2	171	14.8	215
Essex	3,111	1,936	62.2	1,175	37.8	185
Gloucester	1,402	1,116	79.6	286	20.4	77
Hudson	2,156	1,434	66.5	722	33.5	171
Hunterdon	256	170	66.4	86	33.6	16
Mercer	1,356	866	63.9	490	36.1	192
Middlesex	2,145	1,570	73.2	575	26.8	168
Monmouth	1,529	1,264	82.7	265	17.3	162
Morris	807	601	74.5	206	25.5	36
Ocean	1,889	1,468	77.7	421	22.3	176
Passaic	1,669	1,043	62.5	626	37.5	170
Salem	421	305	72.4	116	27.6	45
Somerset	749	567	75.7	182	24.3	27
Sussex	414	300	72.5	114	27.5	12
Union	1,580	1,065	67.4	515	32.6	251
Warren	399	262	65.7	137	34.3	14
<b>Total</b>	<b>29,895</b>	<b>21,552</b>	<b>72.1</b>	<b>8,343</b>	<b>27.9</b>	<b>2,393</b>

Note: The Reopened/TRO case count is not included in the percentage calculation.

Source: Family Division domestic violence complaints

**Genders of Plaintiffs and Defendants for New Complaints Filed (Based on Case Filing Date)  
For the Period Between January 1, 2020 and December 31, 2020**

County	New Complaints Filed	Plaintiff		Plaintiff		Defendant		Defendant	
		Male	%	Female	%	Male	%	Female	%
Atlantic	1,331	293	22.0	1,038	78.0	1,003	75.4	328	24.6
Bergen	1,966	470	23.9	1,496	76.1	1,487	75.6	479	24.4
Burlington	1,992	507	25.5	1,485	74.5	1,429	71.7	563	28.3
Camden	3,109	711	22.9	2,398	77.1	2,289	73.6	820	26.4
Cape May	456	110	24.1	346	75.9	348	76.3	108	23.7
Cumberland	1,158	256	22.1	902	77.9	859	74.2	299	25.8
Essex	3,111	677	21.8	2,434	78.2	2,291	73.6	820	26.4
Gloucester	1,402	322	23.0	1,080	77.0	1,061	75.7	341	24.3
Hudson	2,156	425	19.7	1,731	80.3	1,732	80.3	424	19.7
Hunterdon	256	55	21.5	201	78.5	199	77.7	57	22.3
Mercer	1,356	298	22.0	1,058	78.0	1,013	74.7	343	25.3
Middlesex	2,145	481	22.4	1,664	77.6	1,660	77.4	485	22.6
Monmouth	1,529	354	23.2	1,175	76.8	1,191	77.9	338	22.1
Morris	807	197	24.4	610	75.6	620	76.8	187	23.2
Ocean	1,889	424	22.4	1,465	77.6	1,473	78.0	416	22.0
Passaic	1,669	367	22.0	1,302	78.0	1,268	76.0	401	24.0
Salem	421	91	21.6	330	78.4	320	76.0	101	24.0
Somerset	749	163	21.8	586	78.2	558	74.5	191	25.5
Sussex	414	126	30.4	288	69.6	295	71.3	119	28.7
Union	1,580	314	19.9	1,266	80.1	1,270	80.4	310	19.6
Warren	399	79	19.8	320	80.2	305	76.4	94	23.6
<b>Total</b>	<b>29,895</b>	<b>6,720</b>	<b>22.5</b>	<b>23,175</b>	<b>77.5</b>	<b>22,671</b>	<b>75.8</b>	<b>7,224</b>	<b>24.2</b>

Note: The % in the Male and Female columns reflect the percentage of plaintiffs and/or defendants of that gender within that county.

Source: Family Division domestic violence complaints

**Living Arrangements of Plaintiffs and Defendants for New Complaints Filed (Based on Case Filing Date)  
For the Period Between January 1, 2020 and December 31, 2020**

County	New Complaints Filed	Living Together		Previously Lived Together		Never Lived Together	
			%		%		%
Atlantic	1,331	605	45.5	542	40.7	184	13.8
Bergen	1,966	838	42.6	770	39.2	358	18.2
Burlington	1,992	967	48.5	732	36.7	293	14.7
Camden	3,109	1,339	43.1	1,218	39.2	552	17.8
Cape May	456	216	47.4	198	43.4	42	9.2
Cumberland	1,158	497	42.9	506	43.7	155	13.4
Essex	3,111	1,033	33.2	1,444	46.4	634	20.4
Gloucester	1,402	692	49.4	529	37.7	181	12.9
Hudson	2,156	853	39.6	867	40.2	436	20.2
Hunterdon	256	118	46.1	100	39.1	38	14.8
Mercer	1,356	518	38.2	588	43.4	250	18.4
Middlesex	2,145	1,018	47.5	766	35.7	361	16.8
Monmouth	1,529	700	45.8	610	39.9	219	14.3
Morris	807	384	47.6	286	35.4	137	17.0
Ocean	1,889	939	49.7	736	39.0	214	11.3
Passaic	1,669	681	40.8	709	42.5	279	16.7
Salem	421	193	45.8	185	43.9	43	10.2
Somerset	749	368	49.1	270	36.0	111	14.8
Sussex	414	222	53.6	153	37.0	39	9.4
Union	1,580	688	43.5	580	36.7	312	19.7
Warren	399	185	46.4	161	40.4	53	13.3
<b>Total</b>	<b>29,895</b>	<b>13,054</b>	<b>43.7</b>	<b>11,950</b>	<b>40.0</b>	<b>4,891</b>	<b>16.4</b>

Note: The % columns reflect the percentage of domestic violence cases in which the plaintiffs and defendants had a particular living arrangement at the time the complaints were filed.

Source: Family Division domestic violence complaints

**Relationships Between Plaintiffs and Defendants for New Complaints Filed (Based on Case Filing Date)  
For the Period Between January 1, 2020 and December 31, 2020**

County	New Complaints Filed	(a) Spouse With Child(ren)		(b) Spouse Without Child(ren)		(c) Fmr Spouse With Child(ren)		(d) Fmr Spouse Without Child(ren)		(e) Nvr Married With Child(ren)		(f) Nvr Married Expectant Parents		(g) Present Household Member		(h) Former Household Member		(i) Dating Rltnship		(j) Not Related Without Child(ren)	
		Child(ren)	%	Child(ren)	%	Child(ren)	%	Child(ren)	%	Child(ren)	%	Parents	%	Member	%	Member	%	Rltnship	%	Child(ren)	%
Atlantic	1,331	110	8.3	92	6.9	14	1.1	12	.9	297	22.3	12	.9	212	15.9	158	11.9	362	27.2	62	4.7
Bergen	1,966	289	14.7	175	8.9	53	2.7	20	1.0	328	16.7	19	1.0	265	13.5	187	9.5	543	27.6	87	4.4
Burlington	1,992	172	8.6	157	7.9	40	2.0	21	1.1	372	18.7	29	1.5	399	20.0	221	11.1	500	25.1	81	4.1
Camden	3,109	178	5.7	187	6.0	46	1.5	18	.6	588	18.9	26	.8	622	20.0	357	11.5	959	30.8	128	4.1
Cape May	456	47	10.3	29	6.4	5	1.1	8	1.8	62	13.6	2	.4	75	16.4	52	11.4	154	33.8	22	4.8
Cumberland	1,158	68	5.9	61	5.3	4	.3	8	.7	231	19.9	8	.7	197	17.0	163	14.1	372	32.1	46	4.0
Essex	3,111	253	8.1	223	7.2	48	1.5	16	.5	719	23.1	44	1.4	391	12.6	329	10.6	952	30.6	136	4.4
Gloucester	1,402	152	10.8	123	8.8	27	1.9	13	.9	229	16.3	13	.9	252	18.0	124	8.8	422	30.1	47	3.4
Hudson	2,156	179	8.3	164	7.6	32	1.5	16	.7	456	21.2	22	1.0	333	15.4	213	9.9	641	29.7	100	4.6
Hunterdon	256	42	16.4	30	11.7	13	5.1	4	1.6	33	12.9	1	.4	38	14.8	20	7.8	62	24.2	13	5.1
Mercer	1,356	94	6.9	89	6.6	18	1.3	13	1.0	316	23.3	17	1.3	226	16.7	149	11.0	386	28.5	48	3.5
Middlesex	2,145	269	12.5	221	10.3	33	1.5	12	.6	408	19.0	20	.9	376	17.5	160	7.5	560	26.1	86	4.0
Monmouth	1,529	173	11.3	121	7.9	33	2.2	15	1.0	265	17.3	11	.7	240	15.7	159	10.4	431	28.2	81	5.3
Morris	807	106	13.1	100	12.4	15	1.9	10	1.2	117	14.5	6	.7	139	17.2	59	7.3	230	28.5	25	3.1
Ocean	1,889	202	10.7	178	9.4	34	1.8	22	1.2	343	18.2	13	.7	333	17.6	156	8.3	517	27.4	91	4.8
Passaic	1,669	169	10.1	122	7.3	32	1.9	8	.5	357	21.4	10	.6	283	17.0	199	11.9	407	24.4	82	4.9
Salem	421	22	5.2	41	9.7	1	.2	0	.0	94	22.3	2	.5	70	16.6	44	10.5	126	29.9	21	5.0
Somerset	749	99	13.2	71	9.5	24	3.2	10	1.3	93	12.4	6	.8	153	20.4	76	10.1	180	24.0	37	4.9
Sussex	414	59	14.3	49	11.8	9	2.2	7	1.7	64	15.5	2	.5	75	18.1	41	9.9	96	23.2	12	2.9
Union	1,580	188	11.9	160	10.1	24	1.5	13	.8	313	19.8	14	.9	240	15.2	129	8.2	450	28.5	49	3.1
Warren	399	58	14.5	27	6.8	7	1.8	5	1.3	74	18.5	1	.3	76	19.0	38	9.5	102	25.6	11	2.8
<b>Total</b>	<b>29,895</b>	<b>2,929</b>	<b>9.8</b>	<b>2,420</b>	<b>8.1</b>	<b>512</b>	<b>1.7</b>	<b>251</b>	<b>.8</b>	<b>5,759</b>	<b>19.3</b>	<b>278</b>	<b>.9</b>	<b>4,995</b>	<b>16.7</b>	<b>3,034</b>	<b>10.1</b>	<b>8,452</b>	<b>28.3</b>	<b>1,265</b>	<b>4.2</b>

Note: The % columns reflect the percentage of domestic violence cases in which the plaintiffs and defendants had a particular relationship at the time the complaints were filed.

Source: Family Division domestic violence complaints

# Section Two

## *Family Cases - Results and Dispositions*

### *Statewide Figures*

#### DOMESTIC VIOLENCE DISPOSITION STATISTICS (during Calendar Year 2020)

##### Case Results

##### Decisions Based on Initiating Complaint

TROs eligible for FRO hearing	26,217
-------------------------------	--------

##### Types of Dispositions

Complaint Withdrawn By Plaintiff	11,337
----------------------------------	--------

Plaintiff Failed to Appear / Complaint Dismissed	4,121
--	-------

Plaintiff Denied FRO	3,361
----------------------	-------

TROs Extended / Defendant Not Served	5,492
--------------------------------------	-------

FROs Entered	3,453
--------------	-------

---

27,764

# Section Two

## Family Cases - Results and Dispositions

### County Figures

#### Domestic Violence Dispositions Detail (Based on Case Status Date)

#### DISPOSITIONS for the Period Between January 1, 2020 and December 31, 2020

County	Complaint Withdrawn By Plaintiff		Plaintiff Failed to Appear/Dismissed		Plaintiff Denied FRO		TRO Extended/Defendant Not Served		FROs Entered	
		%		%		%		%		%
Atlantic	569	41.7	103	7.6	181	13.3	122	8.9	249	18.3
Bergen	1,012	48.9	131	6.3	185	8.9	279	13.5	259	12.5
Burlington	739	35.8	238	11.5	295	14.3	274	13.3	252	12.2
Camden	829	28.9	764	26.6	231	8.0	336	11.7	411	14.3
Cape May	200	41.6	61	12.7	58	12.1	55	11.4	79	16.4
Cumberland	428	32.8	163	12.5	180	13.8	297	22.8	123	9.4
Essex	1,065	33.0	621	19.2	326	10.1	763	23.7	288	8.9
Gloucester	515	35.7	175	12.1	251	17.4	155	10.7	165	11.4
Hudson	553	25.1	627	28.4	117	5.3	514	23.3	139	6.3
Hunterdon	118	43.7	8	3.0	39	14.4	30	11.1	42	15.6
Mercer	510	35.1	164	11.3	81	5.6	481	33.1	104	7.1
Middlesex	935	41.4	91	4.0	316	14.0	470	20.8	238	10.5
Monmouth	663	41.2	127	7.9	185	11.5	256	15.9	189	11.7
Morris	341	40.8	43	5.1	90	10.8	96	11.5	141	16.9
Ocean	845	42.7	224	11.3	145	7.3	284	14.3	228	11.5
Passaic	564	32.0	241	13.7	201	11.4	445	25.3	156	8.9
Salem	152	33.5	54	11.9	46	10.1	102	22.5	49	10.8
Somerset	299	39.8	48	6.4	108	14.4	55	7.3	113	15.0
Sussex	201	48.6	16	3.9	56	13.5	20	4.8	58	14.0
Union	607	34.4	212	12.0	216	12.2	422	23.9	124	7.0
Warren	192	47.2	10	2.5	54	13.3	36	8.8	46	11.3
<b>TOTAL</b>	<b>11,337</b>	<b>36.6</b>	<b>4,121</b>	<b>13.3</b>	<b>3,361</b>	<b>10.8</b>	<b>5,492</b>	<b>17.7</b>	<b>3,453</b>	<b>11.1</b>

Note: The numbers in the Total Disposed column reflect all those cases that were Dismissed, had the TRO extended or had the FRO granted.

Source: Family Division domestic violence complaints

# *Section Three*

## *Reliefs Contained on*

### *Final Restraining Orders (FROs)*

#### *Statewide Figures*

#### Reliefs Contained on Final Restraining Orders

		Times Relief Sought	% of Total Cases	Times Relief Granted	% of Times Sought
Prohibition Against Future Acts of Domestic Violence	[Part I (A)]	3,399	98.7 %	3,398	100.0 %
Prohibition Against Any Contact or Communication With PLA	[Part I (B)]	3,396	98.6 %	3,127	92.1 %
Prohibition Against Any Contact or Communication With Others	[Part I (C)]	1,365	39.6 %	1,122	82.2 %
Prohibition Against Harrassing Communications To Plaintiff	[Part I (D)]	3,396	98.6 %	3,392	99.9 %
Prohibition Against Harrassing Communications To Others	[Part I (E)]	1,257	36.5 %	1,030	81.9 %
Exclusive Possession of Residence to PLA or Alternate Housing	[Part I (F)]	978	28.4 %	850	86.9 %
Emergent Monetary Relief [Plaintiff]	[Part I (G)]	39	1.1 %	9	23.1 %
Emergent Monetary Relief [Dependent(s)]	[Part I (H)]	12	.3 %	2	16.7 %
Child Custody	[Part I (I)]	978	28.4 %	772	78.9 %
Law Enforcement Accompaniment of DEF to Scene or Residence	[Part I (J)]	1,121	32.5 %	750	66.9 %
Law Enforcement Accompaniment of PLA to Scene or Residence	[Part I (K)]	446	13.0 %	213	47.8 %
Other Appropriate Relief [Plaintiff]	[Part I (M)]	218	6.3 %	121	55.5 %
Other Appropriate Relief [Child(ren)]	[Part I (N)]	61	1.8 %	33	54.1 %
Other Appropriate Relief [Defendant]	[Part I (O)]	585	17.0 %	464	79.3 %
Intake Monitoring of Conditions and/or Restraints	[Part I (P)]	38	1.1 %	23	60.5 %
Prohibition Against Weapons Possession [Firearms]	[Part I (Q)]	3,398	98.7 %	3,392	99.8 %
Prohibition Against Weapons Possession [All Others]	[Part I (R)]	0	.0 %	0	.0 %
Seizure of Weapons	[Part I (S)]	[ N/A ]		285	8.3 %
Prohibition Against Stalking Plaintiff	[Part I (T)]	3,396	98.6 %	3,390	99.8 %

Percentages are based on number of times the RELIEF was Sought and the number of times the RELIEF was Granted in 2020 .

The first percentage, next to the number in TIMES RELIEF SOUGHT, represents the number of cases in which that RELIEF was sought as a percentage of all cases in which that RELIEF can be sought.

The second percentage, next to the number in TIMES RELIEF GRANTED, represents the number of cases in which the RELIEF was granted as a percentage of those cases in which that RELIEF was sought. For those RELIEFS that cannot be sought, this figure represents the percentage of all cases.

Reliefs Contained on Final Restraining Orders

		Times Relief Sought	% of Total Cases	Times Relief Granted	% of Times Sought
Prohibition Against Stalking Others	[Part I (U)]	1,241	36.0 %	1,008	81.2 %
Conditions of Parenting Time for Defendant	[Part II (V)]	679	19.7 %	709	104.4 %
Risk Assessment Ordered	[Part II (W)]	181	5.3 %	122	67.4 %
Suspension of Parenting Time for Defendant	[Part II (X)]	1,087	31.6 %	414	38.1 %
Monetary Compensation - Emergent Support [Plaintiff]	[Part II (Y)]	23	.7 %	14	60.9 %
Monetary Compensation - Emergent Support [Dependent(s)]	[Part II (Z)]	21	.6 %	7	33.3 %
Monetary Compensation - Interim Support [Plaintiff]	[Part II (aa)]	[ N/A ]		5	.1 %
Monetary Compensation - Interim Support [Dependent(s)]	[Part II (bb)]	[ N/A ]		11	.3 %
Monetary Compensation - Ongoing Support [Plaintiff]	[Part II (cc)]	160	4.6 %	16	10.0 %
Monetary Compensation - Ongoing Support [Dependent(s)]	[Part II (dd)]	443	12.9 %	151	34.1 %
Monetary Compensation - Compensatory [Plaintiff]	[Part II (ee)]	149	4.3 %	57	38.3 %
Monetary Compensation - Punitive Damages [Plaintiff]	[Part II (ff)]	28	.8 %	13	46.4 %
Monetary Compensation - Medical Coverage [Plaintiff]	[Part II (gg)]	76	2.2 %	16	21.1 %
Monetary Compensation - Medical Coverage [Dependent(s)]	[Part II (hh)]	161	4.7 %	32	19.9 %
Monetary Compensation - [Third Party]	[Part II (ii)]	6	.2 %	3	50.0 %
VCCO Fine (Victims of Crime Compensation Office)	[Part II (jj)]	[ N/A ]		36	1.0 %
Professional Domestic Violence Counseling [Defendant]	[Part II (kk)]	790	22.9 %	594	75.2 %
Rent or Mortgage Payments	[Part II (ll)]	52	1.5 %	15	28.8 %
Temporary Possession of Specified Personal Property to PLA	[Part II (mm)]	226	6.6 %	117	51.8 %
Temporary Possession of Specified Personal Property to DEF	[Part II (nn)]	64	1.9 %	26	40.6 %
<b>Totals Reliefs Sought and Granted</b>		<b>29,470</b>		<b>25,739</b>	<b>87.3 %</b>

Percentages are based on number of times the RELIEF was Sought and the number of times the RELIEF was Granted in 2020 .

The first percentage, next to the number in TIMES RELIEF SOUGHT, represents the number of cases in which that RELIEF was sought as a percentage of all cases in which that RELIEF can be sought.

The second percentage, next to the number in TIMES RELIEF GRANTED, represents the number of cases in which the RELIEF was granted as a percentage of those cases in which that RELIEF was sought. For those RELIEFS that cannot be sought, this figure represents the percentage of all cases.

# Section Three

## Final Restraining Orders (FROs) - Relief Disposition Status

### County Figures

Relief Disposition Status - Page 1  
For the Period Between January 1, 2020 and December 31, 2020

County	FROs	Prohibition Against Future Acts of Domestic Violence		Prohibition Against Any Contact or Communication With Plaintiff		Prohibition Against Any Contact or Communication With Others		Prohibition Against Harrassing Communications To Plaintiff									
		Sought	Part I (A) Grantd %	Sought	Part I (B) Grantd %	Sought	Part I (C) Grantd %	Sought	Part I (D) Grantd %								
Atlantic	225	224	99.6	224	100.0	224	99.6	214	95.5	71	31.6	59	83.1	224	99.6	224	100.0
Bergen	271	268	98.9	268	100.0	267	98.5	261	97.8	145	53.5	128	88.3	267	98.5	268	100.4
Burlington	253	250	98.8	250	100.0	250	98.8	242	96.8	85	33.6	84	98.8	250	98.8	250	100.0
Camden	399	395	99.0	395	100.0	395	99.0	355	89.9	100	25.1	88	88.0	395	99.0	395	100.0
Cape May	83	83	100.0	83	100.0	83	100.0	79	95.2	31	37.3	29	93.5	83	100.0	83	100.0
Cumberland	128	124	96.9	123	99.2	124	96.9	120	96.8	37	28.9	26	70.3	124	96.9	123	99.2
Essex	295	295	100.0	295	100.0	294	99.7	275	93.5	150	50.8	122	81.3	294	99.7	294	100.0
Gloucester	163	161	98.8	161	100.0	161	98.8	154	95.7	50	30.7	44	88.0	161	98.8	161	100.0
Hudson	186	181	97.3	181	100.0	181	97.3	171	94.5	63	33.9	49	77.8	181	97.3	181	100.0
Hunterdon	44	44	100.0	44	100.0	44	100.0	44	100.0	27	61.4	27	100.0	44	100.0	44	100.0
Mercer	99	97	98.0	97	100.0	97	98.0	87	89.7	49	49.5	39	79.6	97	98.0	96	99.0
Middlesex	230	229	99.6	229	100.0	229	99.6	215	93.9	105	45.7	74	70.5	229	99.6	229	100.0
Monmouth	191	190	99.5	190	100.0	190	99.5	164	86.3	79	41.4	62	78.5	190	99.5	189	99.5
Morris	151	140	92.7	140	100.0	140	92.7	102	72.9	60	39.7	53	88.3	140	92.7	140	100.0
Ocean	158	157	99.4	157	100.0	157	99.4	153	97.5	47	29.7	42	89.4	157	99.4	157	100.0
Passaic	161	159	98.8	159	100.0	159	98.8	122	76.7	81	50.3	44	54.3	159	98.8	158	99.4
Salem	53	53	100.0	53	100.0	53	100.0	47	88.7	16	30.2	9	56.3	53	100.0	53	100.0
Somerset	130	126	96.9	126	100.0	125	96.2	124	99.2	75	57.7	70	93.3	125	96.2	126	100.8
Sussex	54	54	100.0	54	100.0	54	100.0	52	96.3	29	53.7	24	82.8	54	100.0	53	98.1
Union	132	131	99.2	131	100.0	131	99.2	108	82.4	40	30.3	25	62.5	131	99.2	130	99.2
Warren	38	38	100.0	38	100.0	38	100.0	38	100.0	25	65.8	24	96.0	38	100.0	38	100.0
<b>Total</b>	<b>3444</b>	<b>3399</b>	<b>98.7</b>	<b>3398</b>	<b>100.0</b>	<b>3396</b>	<b>98.6</b>	<b>3127</b>	<b>92.1</b>	<b>1365</b>	<b>39.6</b>	<b>1122</b>	<b>82.2</b>	<b>3396</b>	<b>98.6</b>	<b>3392</b>	<b>99.9</b>

Source: Family Division domestic violence complaints

**Relief Disposition Status - Page 2**  
**For the Period Between January 1, 2020 and December 31, 2020**

County	FROs	Prohibition Against Harrassing Communications to Others				Exclusive Possession of Residence to Plaintiff or Alternate Housing				Emergent Monetary Relief [Plaintiff]				Emergent Monetary Relief [Dependent(s)]			
		Sought	Part I (E) Granted	%		Sought	Part I (F) Granted	%		Sought	Part I (G) Granted	%		Sought	Part I (H) Granted	%	
Atlantic	225	59	26.2	52	88.1	66	29.3	61	92.4	0	.0	0	.0	0	.0	0	.0
Bergen	271	134	49.4	120	89.6	63	23.2	57	90.5	10	3.7	3	30.0	2	.7	0	.0
Burlington	253	82	32.4	76	92.7	67	26.5	61	91.0	2	.8	0	.0	0	.0	0	.0
Camden	399	91	22.8	82	90.1	128	32.1	117	91.4	3	.8	0	.0	1	.3	0	.0
Cape May	83	31	37.3	30	96.8	28	33.7	25	89.3	0	.0	0	.0	0	.0	0	.0
Cumberland	128	34	26.6	23	67.6	24	18.8	23	95.8	1	.8	1	100.0	0	.0	0	.0
Essex	295	143	48.5	109	76.2	87	29.5	69	79.3	5	1.7	1	20.0	2	.7	0	.0
Gloucester	163	45	27.6	39	86.7	61	37.4	59	96.7	0	.0	0	.0	0	.0	0	.0
Hudson	186	56	30.1	42	75.0	64	34.4	52	81.3	1	.5	0	.0	1	.5	0	.0
Hunterdon	44	26	59.1	25	96.2	16	36.4	16	100.0	3	6.8	1	33.3	1	2.3	1	100.0
Mercer	99	44	44.4	38	86.4	31	31.3	25	80.6	0	.0	0	.0	0	.0	0	.0
Middlesex	230	96	41.7	65	67.7	52	22.6	42	80.8	1	.4	0	.0	0	.0	0	.0
Monmouth	191	68	35.6	57	83.8	26	13.6	21	80.8	0	.0	0	.0	0	.0	0	.0
Morris	151	57	37.7	50	87.7	45	29.8	39	86.7	2	1.3	0	.0	0	.0	0	.0
Ocean	158	45	28.5	41	91.1	50	31.6	41	82.0	0	.0	0	.0	0	.0	0	.0
Passaic	161	77	47.8	41	53.2	44	27.3	23	52.3	3	1.9	0	.0	4	2.5	0	.0
Salem	53	15	28.3	9	60.0	23	43.4	22	95.7	0	.0	0	.0	0	.0	0	.0
Somerset	130	68	52.3	65	95.6	44	33.8	45	102.3	0	.0	0	.0	0	.0	0	.0
Sussex	54	25	46.3	22	88.0	13	24.1	13	100.0	1	1.9	0	.0	0	.0	0	.0
Union	132	37	28.0	22	59.5	26	19.7	21	80.8	6	4.5	3	50.0	1	.8	1	100.0
Warren	38	24	63.2	22	91.7	20	52.6	18	90.0	1	2.6	0	.0	0	.0	0	.0
<b>Total</b>	<b>3444</b>	<b>1257</b>	<b>36.5</b>	<b>1030</b>	<b>81.9</b>	<b>978</b>	<b>28.4</b>	<b>850</b>	<b>86.9</b>	<b>39</b>	<b>1.1</b>	<b>9</b>	<b>23.1</b>	<b>12</b>	<b>.3</b>	<b>2</b>	<b>16.7</b>

Source: Family Division domestic violence complaints

Relief Disposition Status - Page 3  
 For the Period Between January 1, 2020 and December 31, 2020

County	FROs	Child Custody				Law Enf. Accompaniment to Scene or Residence [Defendant]				Law Enf. Accompaniment to Scene or Residence [Plaintiff]			
		Sought	Part I (I) __%__	Granted	__%__	Sought	Part I (J) __%__	Granted	__%__	Sought	Part I (K) __%__	Granted	__%__
Atlantic	225	53	23.6	44	83.0	81	36.0	63	77.8	7	3.1	4	57.1
Bergen	271	67	24.7	46	68.7	91	33.6	51	56.0	9	3.3	2	22.2
Burlington	253	55	21.7	45	81.8	83	32.8	64	77.1	10	4.0	5	50.0
Camden	399	140	35.1	117	83.6	101	25.3	72	71.3	23	5.8	14	60.9
Cape May	83	23	27.7	14	60.9	29	34.9	12	41.4	4	4.8	2	50.0
Cumberland	128	33	25.8	28	84.8	31	24.2	23	74.2	11	8.6	1	9.1
Essex	295	94	31.9	88	93.6	86	29.2	50	58.1	102	34.6	37	36.3
Gloucester	163	47	28.8	35	74.5	40	24.5	24	60.0	10	6.1	8	80.0
Hudson	186	53	28.5	54	101.9	136	73.1	104	76.5	121	65.1	89	73.6
Hunterdon	44	12	27.3	11	91.7	13	29.5	9	69.2	5	11.4	0	.0
Mercer	99	26	26.3	19	73.1	25	25.3	17	68.0	11	11.1	8	72.7
Middlesex	230	62	27.0	37	59.7	70	30.4	50	71.4	62	27.0	19	30.6
Monmouth	191	58	30.4	41	70.7	44	23.0	28	63.6	8	4.2	4	50.0
Morris	151	34	22.5	22	64.7	43	28.5	37	86.0	4	2.6	2	50.0
Ocean	158	51	32.3	43	84.3	56	35.4	33	58.9	8	5.1	4	50.0
Passaic	161	50	31.1	25	50.0	53	32.9	16	30.2	30	18.6	6	20.0
Salem	53	10	18.9	5	50.0	17	32.1	10	58.8	4	7.5	1	25.0
Somerset	130	36	27.7	35	97.2	46	35.4	34	73.9	3	2.3	2	66.7
Sussex	54	8	14.8	6	75.0	22	40.7	16	72.7	6	11.1	1	16.7
Union	132	48	36.4	40	83.3	37	28.0	29	78.4	5	3.8	3	60.0
Warren	38	18	47.4	17	94.4	17	44.7	8	47.1	3	7.9	1	33.3
<b>Total</b>	<b>3444</b>	<b>978</b>	<b>28.4</b>	<b>772</b>	<b>78.9</b>	<b>1121</b>	<b>32.5</b>	<b>750</b>	<b>66.9</b>	<b>446</b>	<b>13.0</b>	<b>213</b>	<b>47.8</b>

Source: Family Division domestic violence complaints

Relief Disposition Status - Page 4  
 For the Period Between January 1, 2020 and December 31, 2020

County	FROs	Other Appropriate Relief [Plaintiff]				Other Appropriate Relief [Child(ren)]				Other Appropriate Relief [Defendant]				Intake Monitoring of Conditions and/or Restraints						
		Sought	Part I (M) Granted	%		Sought	Part I (N) Granted	%		Sought	Part I (O) Granted	%		Sought	Part I (P) Granted	%				
Atlantic	225	9	4	4.0	4	44.4			0	.0	0	.0	18	8.0	17	94.4	0	.0	0	.0
Bergen	271	14	5	5.2	35.7			0	.0	0	.0	45	16.6	34	75.6	8	3.0	2	25.0	
Burlington	253	10	8	4.0	80.0			0	.0	0	.0	54	21.3	51	94.4	5	2.0	5	100.0	
Camden	399	22	19	5.5	86.4			8	2.0	8	100.0	50	12.5	33	66.0	2	.5	2	100.0	
Cape May	83	4	1	4.8	25.0			0	.0	0	.0	35	42.2	35	100.0	0	.0	0	.0	
Cumberland	128	6	2	4.7	33.3			0	.0	0	.0	34	26.6	34	100.0	0	.0	0	.0	
Essex	295	40	19	13.6	47.5			8	2.7	6	75.0	90	30.5	44	48.9	1	.3	1	100.0	
Gloucester	163	6	5	3.7	83.3			1	.6	0	.0	72	44.2	71	98.6	0	.0	0	.0	
Hudson	186	15	10	8.1	66.7			17	9.1	11	64.7	14	7.5	6	42.9	0	.0	0	.0	
Hunterdon	44	1	1	2.3	100.0			1	2.3	0	.0	9	20.5	7	77.8	0	.0	0	.0	
Mercer	99	6	5	6.1	83.3			1	1.0	1	100.0	15	15.2	7	46.7	7	7.1	2	28.6	
Middlesex	230	20	8	8.7	40.0			3	1.3	2	66.7	55	23.9	39	70.9	13	5.7	11	84.6	
Monmouth	191	9	7	4.7	77.8			5	2.6	1	20.0	17	8.9	16	94.1	0	.0	0	.0	
Morris	151	5	2	3.3	40.0			4	2.6	0	.0	18	11.9	18	100.0	1	.7	0	.0	
Ocean	158	6	3	3.8	50.0			1	.6	0	.0	19	12.0	19	100.0	0	.0	0	.0	
Passaic	161	8	0	5.0	.0			1	.6	0	.0	2	1.2	2	100.0	0	.0	0	.0	
Salem	53	3	1	5.7	33.3			0	.0	0	.0	14	26.4	14	100.0	0	.0	0	.0	
Somerset	130	5	2	3.8	40.0			3	2.3	1	33.3	4	3.1	4	100.0	0	.0	0	.0	
Sussex	54	4	4	7.4	100.0			0	.0	0	.0	7	13.0	6	85.7	0	.0	0	.0	
Union	132	20	13	15.2	65.0			7	5.3	3	42.9	10	7.6	4	40.0	0	.0	0	.0	
Warren	38	5	2	13.2	40.0			1	2.6	0	.0	3	7.9	3	100.0	1	2.6	0	.0	
<b>Total</b>	<b>3444</b>	<b>218</b>	<b>121</b>	<b>6.3</b>	<b>55.5</b>			<b>61</b>	<b>1.8</b>	<b>33</b>	<b>54.1</b>	<b>585</b>	<b>17.0</b>	<b>464</b>	<b>79.3</b>	<b>38</b>	<b>1.1</b>	<b>23</b>	<b>60.5</b>	

Source: Family Division domestic violence complaints

Relief Disposition Status - Page 5  
 For the Period Between January 1, 2020 and December 31, 2020

County	FROs	Prohibition Against Weapons Possession [Firearm(s)]				Prohibition Against Weapons Possession [All Others]				Seizure of Weapons				Prohibition Against Stalking Plaintiff	
		Sought	%	Part I (Q) Granted	%	Sought	%	Part I (R) Granted	%	Granted	Part I (S) %	Sought	%	Part I (T) Granted	%
Atlantic	225	224	99.6	224	100.0	0	.0	0	.0	12	5.3	224	99.6	224	100.0
Bergen	271	267	98.5	267	100.0	0	.0	0	.0	16	5.9	267	98.5	268	100.4
Burlington	253	250	98.8	250	100.0	0	.0	0	.0	37	14.6	250	98.8	250	100.0
Camden	399	395	99.0	395	100.0	0	.0	0	.0	32	8.0	395	99.0	395	100.0
Cape May	83	83	100.0	83	100.0	0	.0	0	.0	6	7.2	83	100.0	83	100.0
Cumberland	128	124	96.9	123	99.2	0	.0	0	.0	12	9.4	124	96.9	123	99.2
Essex	295	295	100.0	294	99.7	0	.0	0	.0	39	13.2	294	99.7	293	99.7
Gloucester	163	161	98.8	161	100.0	0	.0	0	.0	11	6.7	161	98.8	161	100.0
Hudson	186	181	97.3	181	100.0	0	.0	0	.0	10	5.4	181	97.3	181	100.0
Hunterdon	44	44	100.0	44	100.0	0	.0	0	.0	6	13.6	44	100.0	44	100.0
Mercer	99	97	98.0	97	100.0	0	.0	0	.0	8	8.1	97	98.0	96	99.0
Middlesex	230	229	99.6	229	100.0	0	.0	0	.0	16	7.0	229	99.6	229	100.0
Monmouth	191	190	99.5	188	98.9	0	.0	0	.0	7	3.7	190	99.5	189	99.5
Morris	151	140	92.7	140	100.0	0	.0	0	.0	9	6.0	140	92.7	140	100.0
Ocean	158	157	99.4	155	98.7	0	.0	0	.0	15	9.5	157	99.4	157	100.0
Passaic	161	159	98.8	159	100.0	0	.0	0	.0	15	9.3	159	98.8	158	99.4
Salem	53	53	100.0	53	100.0	0	.0	0	.0	4	7.5	53	100.0	52	98.1
Somerset	130	126	96.9	126	100.0	0	.0	0	.0	9	6.9	125	96.2	126	100.8
Sussex	54	54	100.0	54	100.0	0	.0	0	.0	3	5.6	54	100.0	53	98.1
Union	132	131	99.2	131	100.0	0	.0	0	.0	10	7.6	131	99.2	130	99.2
Warren	38	38	100.0	38	100.0	0	.0	0	.0	8	21.1	38	100.0	38	100.0
<b>Total</b>	<b>3444</b>	<b>3398</b>	<b>98.7</b>	<b>3392</b>	<b>99.8</b>	<b>0</b>	<b>.0</b>	<b>0</b>	<b>.0</b>	<b>285</b>	<b>8.3</b>	<b>3396</b>	<b>98.6</b>	<b>3390</b>	<b>99.8</b>

Note: Some Reliefs cannot be sought. They can only be granted by the Court.

Source: Family Division domestic violence complaints

Relief Disposition Status - Page 6  
 For the Period Between January 1, 2020 and December 31, 2020

County	FROs	Prohibition Against Stalking		Against Others		Conditions of Parenting Time for Defendant				Risk Assessment Ordered				Suspension of Parenting Time for Defendant			
		Sought	Part I (U) % Granted	Sought	% Granted	Sought	Part II (V) % Granted	Sought	% Granted	Sought	Part II (W) % Granted	Sought	% Granted	Sought	Part II (X) % Granted		
Atlantic	225	55	24.4	51	92.7	50	22.2	48	96.0	0	.0	0	.0	53	23.6	12	22.6
Bergen	271	130	48.0	114	87.7	51	18.8	60	117.6	26	9.6	3	11.5	95	35.1	31	32.6
Burlington	253	77	30.4	74	96.1	40	15.8	40	100.0	13	5.1	8	61.5	77	30.4	34	44.2
Camden	399	92	23.1	79	85.9	121	30.3	122	100.8	7	1.8	0	.0	129	32.3	26	20.2
Cape May	83	30	36.1	29	96.7	16	19.3	17	106.3	6	7.2	6	100.0	27	32.5	14	51.9
Cumberland	128	34	26.6	23	67.6	20	15.6	21	105.0	0	.0	0	.0	38	29.7	13	34.2
Essex	295	139	47.1	103	74.1	49	16.6	47	95.9	69	23.4	64	92.8	107	36.3	56	52.3
Gloucester	163	49	30.1	42	85.7	28	17.2	28	100.0	0	.0	0	.0	62	38.0	32	51.6
Hudson	186	55	29.6	40	72.7	28	15.1	34	121.4	4	2.2	4	100.0	59	31.7	26	44.1
Hunterdon	44	26	59.1	25	96.2	8	18.2	8	100.0	2	4.5	2	100.0	13	29.5	5	38.5
Mercer	99	44	44.4	36	81.8	18	18.2	18	100.0	0	.0	0	.0	25	25.3	11	44.0
Middlesex	230	94	40.9	63	67.0	51	22.2	48	94.1	4	1.7	0	.0	69	30.0	25	36.2
Monmouth	191	68	35.6	56	82.4	42	22.0	43	102.4	1	.5	0	.0	61	31.9	20	32.8
Morris	151	54	35.8	49	90.7	33	21.9	32	97.0	0	.0	0	.0	37	24.5	6	16.2
Ocean	158	46	29.1	40	87.0	30	19.0	38	126.7	17	10.8	17	100.0	56	35.4	22	39.3
Passaic	161	79	49.1	42	53.2	22	13.7	25	113.6	13	8.1	6	46.2	53	32.9	28	52.8
Salem	53	16	30.2	9	56.3	6	11.3	4	66.7	0	.0	0	.0	10	18.9	6	60.0
Somerset	130	70	53.8	66	94.3	26	20.0	27	103.8	4	3.1	2	50.0	40	30.8	16	40.0
Sussex	54	23	42.6	20	87.0	6	11.1	7	116.7	1	1.9	1	100.0	10	18.5	2	20.0
Union	132	36	27.3	26	72.2	29	22.0	36	124.1	10	7.6	7	70.0	47	35.6	16	34.0
Warren	38	24	63.2	21	87.5	5	13.2	6	120.0	4	10.5	2	50.0	19	50.0	13	68.4
<b>Total</b>	<b>3444</b>	<b>1241</b>	<b>36.0</b>	<b>1008</b>	<b>81.2</b>	<b>679</b>	<b>19.7</b>	<b>709</b>	<b>104.4</b>	<b>181</b>	<b>5.3</b>	<b>122</b>	<b>67.4</b>	<b>1087</b>	<b>31.6</b>	<b>414</b>	<b>38.1</b>

Source: Family Division domestic violence complaints

**Relief Disposition Status - Page 7**  
**For the Period Between January 1, 2020 and December 31, 2020**

County	FROs	Monetary Compensation Emergent Support [Plaintiff]				Monetary Compensation Emergent Support [Dependent(s)]				Monetary Compensation Interim Support [Plaintiff] [Dependent(s)]				Monetary Compensation Ongoing Support [Plaintiff]	
		Sought	Part II (Y) % Granted	%		Sought	Part II (Z) % Granted	%		Part II-aa Granted	Part II-bb Granted	Part II-bb Sought	%	Part II-cc Granted	%
Atlantic	225	0	.0	0	.0	0	.0	0	.0	0	1	2	.9	1	50.0
Bergen	271	6	2.2	4	66.7	3	1.1	1	33.3	1	0	23	8.5	3	13.0
Burlington	253	0	.0	0	.0	0	.0	0	.0	0	0	5	2.0	1	20.0
Camden	399	1	.3	1	100.0	0	.0	0	.0	0	0	19	4.8	3	15.8
Cape May	83	2	2.4	2	100.0	0	.0	0	.0	0	0	2	2.4	0	.0
Cumberland	128	1	.8	0	.0	0	.0	0	.0	0	0	0	.0	0	.0
Essex	295	5	1.7	3	60.0	3	1.0	1	33.3	1	0	13	4.4	1	7.7
Gloucester	163	0	.0	1	.0	0	.0	0	.0	0	0	6	3.7	0	.0
Hudson	186	0	.0	0	.0	1	.5	1	100.0	0	0	10	5.4	3	30.0
Hunterdon	44	0	.0	0	.0	1	2.3	0	.0	0	0	5	11.4	0	.0
Mercer	99	0	.0	0	.0	0	.0	0	.0	0	0	2	2.0	0	.0
Middlesex	230	0	.0	0	.0	0	.0	0	.0	0	1	18	7.8	1	5.6
Monmouth	191	0	.0	1	.0	2	1.0	0	.0	0	0	11	5.8	0	.0
Morris	151	2	1.3	0	.0	0	.0	0	.0	0	1	10	6.6	1	10.0
Ocean	158	1	.6	1	100.0	0	.0	0	.0	1	0	5	3.2	1	20.0
Passaic	161	2	1.2	0	.0	4	2.5	0	.0	1	2	7	4.3	0	.0
Salem	53	0	.0	0	.0	0	.0	0	.0	0	0	1	1.9	0	.0
Somerset	130	1	.8	0	.0	1	.8	0	.0	1	0	10	7.7	0	.0
Sussex	54	1	1.9	0	.0	0	.0	0	.0	0	0	2	3.7	1	50.0
Union	132	1	.8	1	100.0	6	4.5	4	66.7	0	6	8	6.1	0	.0
Warren	38	0	.0	0	.0	0	.0	0	.0	0	0	1	2.6	0	.0
<b>Total</b>	<b>3444</b>	<b>23</b>	<b>.7</b>	<b>14</b>	<b>60.9</b>	<b>21</b>	<b>.6</b>	<b>7</b>	<b>33.3</b>	<b>5</b>	<b>11</b>	<b>160</b>	<b>4.6</b>	<b>16</b>	<b>10.0</b>

Note: Some Reliefs cannot be sought. They can only be granted by the Court.

Source: Family Division domestic violence complaints

Relief Disposition Status - Page 8  
 For the Period Between January 1, 2020 and December 31, 2020

County	FROs	Monetary Compensation Ongoing Support [Dependent(s)]				Monetary Compensation Compensatory [Plaintiff]				Monetary Compensation Punitive Damages [Plaintiff]				Monetary Compensation Medical Coverage [Plaintiff]			
		Sought	Part II-dd %	Granted	%	Sought	Part II-ee %	Granted	%	Sought	Part II-ff %	Granted	%	Sought	Part II-gg %	Granted	%
Atlantic	225	11	4.9	5	45.5	5	2.2	3	60.0	1	.4	1	100.0	1	.4	0	.0
Bergen	271	42	15.5	10	23.8	12	4.4	7	58.3	2	.7	1	50.0	9	3.3	2	22.2
Burlington	253	15	5.9	8	53.3	9	3.6	8	88.9	0	.0	0	.0	6	2.4	3	50.0
Camden	399	54	13.5	18	33.3	6	1.5	4	66.7	1	.3	1	100.0	11	2.8	3	27.3
Cape May	83	7	8.4	5	71.4	1	1.2	1	100.0	0	.0	0	.0	0	.0	0	.0
Cumberland	128	8	6.3	5	62.5	6	4.7	6	100.0	1	.8	1	100.0	1	.8	0	.0
Essex	295	56	19.0	17	30.4	6	2.0	3	50.0	2	.7	0	.0	5	1.7	0	.0
Gloucester	163	21	12.9	14	66.7	2	1.2	2	100.0	1	.6	1	100.0	4	2.5	0	.0
Hudson	186	26	14.0	5	19.2	4	2.2	0	.0	0	.0	0	.0	3	1.6	2	66.7
Hunterdon	44	11	25.0	5	45.5	1	2.3	0	.0	0	.0	0	.0	1	2.3	1	100.0
Mercer	99	11	11.1	2	18.2	4	4.0	1	25.0	4	4.0	1	25.0	1	1.0	0	.0
Middlesex	230	34	14.8	12	35.3	19	8.3	2	10.5	3	1.3	1	33.3	9	3.9	2	22.2
Monmouth	191	33	17.3	17	51.5	8	4.2	8	100.0	1	.5	1	100.0	4	2.1	0	.0
Morris	151	16	10.6	2	12.5	0	.0	0	.0	2	1.3	1	50.0	7	4.6	0	.0
Ocean	158	15	9.5	7	46.7	3	1.9	2	66.7	0	.0	0	.0	2	1.3	1	50.0
Passaic	161	29	18.0	7	24.1	48	29.8	4	8.3	5	3.1	0	.0	3	1.9	1	33.3
Salem	53	2	3.8	0	.0	3	5.7	3	100.0	1	1.9	1	100.0	0	.0	0	.0
Somerset	130	19	14.6	9	47.4	2	1.5	2	100.0	2	1.5	1	50.0	4	3.1	1	25.0
Sussex	54	1	1.9	0	.0	0	.0	0	.0	1	1.9	1	100.0	1	1.9	0	.0
Union	132	28	21.2	2	7.1	7	5.3	0	.0	1	.8	1	100.0	4	3.0	0	.0
Warren	38	4	10.5	1	25.0	3	7.9	1	33.3	0	.0	0	.0	0	.0	0	.0
<b>Total</b>	<b>3444</b>	<b>443</b>	<b>12.9</b>	<b>151</b>	<b>34.1</b>	<b>149</b>	<b>4.3</b>	<b>57</b>	<b>38.3</b>	<b>28</b>	<b>.8</b>	<b>13</b>	<b>46.4</b>	<b>76</b>	<b>2.2</b>	<b>16</b>	<b>21.1</b>

Source: Family Division domestic violence complaints

**Relief Disposition Status - Page 9**  
**For the Period Between January 1, 2020 and December 31, 2020**

County	FROs	Monetary Compensation Medical Coverage [Dependent(s)]				Monetary Compensation [Third Party]				VCCO Fine (Victims of Crime Compensation Office)	Professional Domestic Violence Counseling [Defendant]			
		Sought	Part II-hh \$	Granted	\$	Sought	Part II-ii \$	Granted	\$	Part II-jj Granted	Sought	Part II-kk \$	Granted	\$
Atlantic	225	1	.4	0	.0	0	.0	0	.0	0	5	2.2	5	100.0
Bergen	271	12	4.4	1	8.3	1	.4	1	100.0	5	168	62.0	151	89.9
Burlington	253	5	2.0	0	.0	1	.4	1	100.0	0	53	20.9	48	90.6
Camden	399	30	7.5	6	20.0	0	.0	0	.0	0	22	5.5	17	77.3
Cape May	83	0	.0	0	.0	0	.0	0	.0	29	17	20.5	17	100.0
Cumberland	128	5	3.9	3	60.0	0	.0	0	.0	0	34	26.6	34	100.0
Essex	295	19	6.4	4	21.1	0	.0	0	.0	0	161	54.6	109	67.7
Gloucester	163	6	3.7	2	33.3	0	.0	0	.0	0	35	21.5	34	97.1
Hudson	186	6	3.2	1	16.7	0	.0	0	.0	0	72	38.7	8	11.1
Hunterdon	44	3	6.8	1	33.3	0	.0	0	.0	0	5	11.4	4	80.0
Mercer	99	1	1.0	0	.0	1	1.0	1	100.0	0	5	5.1	3	60.0
Middlesex	230	11	4.8	2	18.2	0	.0	0	.0	1	34	14.8	22	64.7
Monmouth	191	10	5.2	3	30.0	0	.0	0	.0	1	68	35.6	68	100.0
Morris	151	10	6.6	1	10.0	0	.0	0	.0	0	23	15.2	23	100.0
Ocean	158	5	3.2	1	20.0	0	.0	0	.0	0	6	3.8	6	100.0
Passaic	161	16	9.9	4	25.0	3	1.9	0	.0	0	5	3.1	4	80.0
Salem	53	1	1.9	0	.0	0	.0	0	.0	0	15	28.3	15	100.0
Somerset	130	5	3.8	2	40.0	0	.0	0	.0	0	6	4.6	5	83.3
Sussex	54	2	3.7	0	.0	0	.0	0	.0	0	10	18.5	10	100.0
Union	132	13	9.8	1	7.7	0	.0	0	.0	0	45	34.1	10	22.2
Warren	38	0	.0	0	.0	0	.0	0	.0	0	1	2.6	1	100.0
<b>Total</b>	<b>3444</b>	<b>161</b>	<b>4.7</b>	<b>32</b>	<b>19.9</b>	<b>6</b>	<b>.2</b>	<b>3</b>	<b>50.0</b>	<b>36</b>	<b>790</b>	<b>22.9</b>	<b>594</b>	<b>75.2</b>

Note: Some Reliefs cannot be sought. They can only be granted by the Court.

Source: Family Division domestic violence complaints

**Relief Disposition Status - Page 10**  
**For the Period Between January 1, 2020 and December 31, 2020**

County	FROs	Rent or Mortgage Payments				Temporary Possession of Specified Personal Property Given to Plaintiff				Temporary Possession of Specified Personal Property Given to Defendant				Total Reliefs		
		Sought	Part II-11 \$	Granted	\$	Sought	Part II-mm \$	Granted	\$	Sought	Part II-nn \$	Granted	\$	Sought	Granted	\$
Atlantic	225	0	.0	0	.0	9	4.0	5	55.6	1	.4	1	100.0	1678	1559	92.9
Bergen	271	11	4.1	3	27.3	10	3.7	6	60.0	13	4.8	0	.0	2538	2200	86.7
Burlington	253	3	1.2	1	33.3	35	13.8	24	68.6	5	2.0	2	40.0	2047	1930	94.3
Camden	399	1	.3	0	.0	22	5.5	12	54.5	5	1.3	2	40.0	3165	2813	88.9
Cape May	83	0	.0	0	.0	3	3.6	3	100.0	0	.0	0	.0	711	688	96.8
Cumberland	128	0	.0	0	.0	7	5.5	1	14.3	1	.8	1	100.0	987	893	90.5
Essex	295	3	1.0	1	33.3	18	6.1	11	61.1	3	1.0	0	.0	2938	2457	83.6
Gloucester	163	0	.0	0	.0	18	11.0	12	66.7	3	1.8	3	100.0	1372	1265	92.2
Hudson	186	2	1.1	1	50.0	7	3.8	3	42.9	11	5.9	4	36.4	1734	1454	83.9
Hunterdon	44	1	2.3	0	.0	3	6.8	1	33.3	4	9.1	3	75.0	418	379	90.7
Mercer	99	2	2.0	1	50.0	5	5.1	2	40.0	0	.0	0	.0	823	718	87.2
Middlesex	230	10	4.3	1	10.0	9	3.9	5	55.6	3	1.3	3	100.0	2052	1683	82.0
Monmouth	191	4	2.1	3	75.0	6	3.1	2	33.3	0	.0	0	.0	1583	1387	87.6
Morris	151	4	2.6	0	.0	12	7.9	5	41.7	5	3.3	1	20.0	1188	1016	85.5
Ocean	158	1	.6	1	100.0	9	5.7	2	22.2	0	.0	0	.0	1264	1160	91.8
Passaic	161	4	2.5	0	.0	26	16.1	11	42.3	6	3.7	4	66.7	1473	1067	72.4
Salem	53	0	.0	0	.0	3	5.7	1	33.3	1	1.9	1	100.0	426	373	87.6
Somerset	130	4	3.1	2	50.0	3	2.3	1	33.3	0	.0	0	.0	1108	1030	93.0
Sussex	54	0	.0	0	.0	2	3.7	2	100.0	0	.0	0	.0	445	405	91.0
Union	132	2	1.5	1	50.0	16	12.1	6	37.5	2	1.5	0	.0	1147	921	80.3
Warren	38	0	.0	0	.0	3	7.9	2	66.7	1	2.6	1	100.0	373	341	91.4
<b>Total</b>	<b>3444</b>	<b>52</b>	<b>1.5</b>	<b>15</b>	<b>28.8</b>	<b>226</b>	<b>6.6</b>	<b>117</b>	<b>51.8</b>	<b>64</b>	<b>1.9</b>	<b>26</b>	<b>40.6</b>	<b>29470</b>	<b>25739</b>	<b>87.3</b>

Source: Family Division domestic violence complaints

# Section Four

## Violations of Restraining Orders - Filings and Dispositions

### Statewide Figures

Enforcement of Domestic Violence Temporary Restraining Orders (TROs) or Final Restraining Orders (FROs) can be pursued either through the criminal contempt process, N.J.S.A.2C:29-9b or N.J.S.A.2C:25-30, or the civil enforcement of litigant's rights process under R.1:10-3. Under the criminal statute, violations of any restraints and certain reliefs and conditions of a restraining order require mandatory arrest and criminal prosecution. Violations of other reliefs and conditions are enforceable by the court pursuant to applicable court rules. The Family Division has jurisdiction over disorderly person's domestic violence contempt actions pursuant to N.J.S.A. 2C:29-9b. This includes contempt charges that were initially indictable but have been downgraded by the Prosecutor's Office in the county of venue. The following section reports the data on those cases. It does not cover indictable contempts of the fourth degree and above, which are handled in the Criminal Division.

#### VIOLATIONS OF RESTRAINING ORDERS FILINGS (during Calendar Year 2020)

Filings	4,328	
Types of Filings		
New DV Contempt Cases	44	1.0 %
Downgrade (Previously Indictable)	1,816	42.0 %
New Indictable Cases	2,062	47.6 %
Transferred From Other Counties	2	.0 %
Motions to Vacate Dismissal	6	.1 %
Reopened to Modify and Review	53	1.2 %
Transferred Case Returned	17	.4 %
Cases Reactivated (Warrant Satisfied)	328	7.6 %

SOURCE:fr\_annual\_report/dyfile\_FO\_dvc

#### VIOLATIONS OF RESTRAINING ORDERS DISPOSITIONS (during Calendar Year 2020)

Dispositions	3,573	
Types of Dispositions		
Pled Guilty and Sentenced	1,075	30.1 %
Pled NG / Contempt Dismissed / Charges Dismissed	1,417	39.7 %
Pled NG / Contempt Dismissed / Charges Transferred	1	.0 %
Pled NG / Contempt Dismissed / Charges Disposed	34	1.0 %
Trial / Found Guilty And Sentenced	20	.6 %
Trial / Found NG / Contempt Charge Dismissed	10	.3 %
Contempt Case Disposed / Charges Transferred	2	.1 %
Cases Transferred To Another County	16	.4 %
Cases Transferred To Another Court	326	9.1 %
Cases Inactivated*	672	18.8 %

NOTE: NG = Not Guilty

\*Cases Inactivated due to military service or bench warrant

SOURCE:fr\_annual\_report/dsterm\_FO\_dvc

# Section Four

## Violations of Restraining Orders - Filings and Dispositions

### County Figures

Domestic Violence Criminal Contempt (FO) Summary - Filings (Based on Case Filing Date)  
 FILINGS for the Period Between January 1, 2020 and December 31, 2020

County	New DV Contempt Cases (01/..)	Downgrades (Previously Indictable) 01/94)	New Indictable Cases (01/95)	Transferred From Other Counties (01/58) (01/97)	Reopened to Vacate Dismissal (06/..)	Reopened to Modify (06/99)	Reopened - Successful Appeal (06/AP)	Returned Transfer (06/08)	Case ReActivated (Warrant Satisfied) (03/99)	Total
Atlantic	2	2	153	0	1	0	0	0	3	161
Bergen	0	180	2	0	0	1	0	0	33	216
Burlington	7	274	0	0	0	10	0	0	31	322
Camden	0	2	779	0	0	0	0	11	17	809
Cape May	0	31	15	0	0	2	0	0	8	56
Cumberland	0	219	7	1	0	0	0	0	19	246
Essex	2	119	0	0	0	4	0	0	10	135
Gloucester	0	89	62	0	0	1	0	0	6	158
Hudson	0	5	182	0	0	13	0	0	29	229
Hunterdon	0	52	7	0	0	0	0	0	2	61
Mercer	1	140	23	0	2	1	0	0	27	194
Middlesex	0	2	348	0	0	2	0	0	33	385
Monmouth	0	3	172	0	0	3	0	0	10	188
Morris	0	71	18	0	0	0	0	3	6	98
Ocean	0	375	0	0	0	11	0	0	9	395
Passaic	0	6	231	1	1	0	0	1	44	284
Salem	0	41	0	0	2	1	0	0	7	51
Somerset	31	83	14	0	0	1	0	0	16	145
Sussex	0	8	48	0	0	2	0	1	12	71
Union	1	90	1	0	0	1	0	1	4	98
Warren	0	24	0	0	0	0	0	0	2	26
<b>Total</b>	<b>44</b>	<b>1816</b>	<b>2062</b>	<b>2</b>	<b>6</b>	<b>53</b>	<b>0</b>	<b>17</b>	<b>328</b>	<b>4328</b>

**Violations of Restraining Orders (FO) Summary (Based on Case Filing Date)**  
**DISPOSITIONS for the Period Between January 1, 2020 and December 31, 2020**

County	Pled Guilty and Sentenced (05/89)	Pled NG Contempt Dismissed Charges (05/54)	Pled NG Contempt Dismissed Charges Transferred (05/90)	Pled NG Contempt Dismissed Charges Disposed (05/91)	Trial Found Guilty And Sentenced (05/92)	Trial Found NG Contempt Charge Dismissed (05/93)	Contempt Case Disposed Charges Transferred (05/OX)	Cases Transferred To Another County (05/60)	Cases Transferred To Another Court (05/59)	Cases Inactivated (02/**)	Total
Atlantic	10	87	0	0	2	0	0	3	26	8	136
Bergen	37	86	1	17	3	0	0	1	11	57	213
Burlington	122	110	0	0	3	3	0	1	2	60	301
Camden	52	140	0	0	0	0	0	1	178	21	392
Cape May	23	20	0	0	1	0	0	1	0	11	56
Cumberland	28	164	0	0	0	0	0	0	1	35	228
Essex	38	58	0	3	1	0	0	0	2	25	127
Gloucester	36	37	0	0	0	0	0	0	15	38	126
Hudson	46	99	0	0	2	2	0	2	4	54	209
Hunterdon	21	24	0	2	0	2	0	1	1	3	54
Mercer	23	78	0	0	0	0	0	1	13	50	165
Middlesex	168	108	0	0	0	0	0	0	3	84	363
Monmouth	102	36	0	1	0	0	0	0	0	17	156
Morris	16	39	0	3	0	0	0	0	20	17	95
Ocean	207	82	0	0	3	0	0	2	6	17	317
Passaic	28	119	0	1	1	0	2	0	38	85	274
Salem	13	11	0	0	3	0	0	0	0	17	44
Somerset	50	45	0	7	0	0	0	2	1	36	141
Sussex	13	32	0	0	0	0	0	1	2	19	67
Union	27	37	0	0	1	3	0	0	3	15	86
Warren	15	5	0	0	0	0	0	0	0	3	23
<b>Total</b>	<b>1,075</b>	<b>1,417</b>	<b>1</b>	<b>34</b>	<b>20</b>	<b>10</b>	<b>2</b>	<b>16</b>	<b>326</b>	<b>672</b>	<b>3,573</b>

# Section Five

## Criminal Domestic Violence Cases - Filings and Dispositions

### Statewide Figures

A criminal case is identified as involving domestic violence when there is a charge of contempt for violating a domestic violence restraining order (N.J.S.A. 2C:29-9b) or the case has been flagged by the Prosecutor as a domestic violence matter. Filings include initial complaints, direct indictments and direct accusations. Indictments resulting from complaints are counted as a filing when they first enter the system as initial complaints.

A disposition is the final resolution of a case. Pre-Trial Intervention (PTI) admissions are also included in these statistics. The category 'Transfer to Family' are those contempt cases that were initially identified as indictable, but have been downgraded to disorderly person's domestic violence contempt cases by the Prosecutor's Office in the county of venue. The Family Division has jurisdiction over disorderly person's (DP) contempt actions pursuant to N.J.S.A. 2C:29-2b. The category 'Transfer to Other' are those cases transferred to another jurisdiction, transferred to the Attorney General or sent to Casino Prosecution.

The number of filings and dispositions are based on the FILING date and DISPOSITION date, respectively, and are independent of one another for the time period listed.

#### DOMESTIC VIOLENCE STATISTICS (during Calendar Year 2020)

Filings	16,398	
Dispositions	11,860	
Types of Dispositions		
Downgrades/Remands	4,010	33.81 %
Dismissals	1,617	13.63 %
No Bills	102	.86 %
Transfers (Other)	17	.14 %
Transfers to Family	3,746	31.59 %
Plea to Disorderly	717	6.05 %
Pre-Trial Intervention (PTI) Admissions	328	2.77 %
Guilty Pleas	1,304	10.99 %
Acquittal (Insane)	7	.06 %
Trial/Acquittal	6	.05 %
Trial/Guilty	6	.05 %

SOURCE: Criminal PROMIS/GAVEL data current through the end of December, 2020

# Section Five

## Criminal Domestic Violence Cases - Filings and Dispositions

### County Figures

Domestic Violence Statistics for Criminal Cases  
FILINGS for the Period Between January 1, 2020 and December 31, 2020

<u>County</u>	<u>Filings</u>	<u>% of Total</u>
Atlantic	598	3.65
Bergen	744	4.54
Burlington	952	5.81
Camden	1,935	11.80
Cape May	259	1.58
Cumberland	657	4.01
Essex	2,615	15.95
Gloucester	602	3.67
Hudson	1,575	9.60
Hunterdon	52	.32
Mercer	773	4.71
Middlesex	1,013	6.18
Monmouth	897	5.47
Morris	343	2.09
Ocean	934	5.70
Passaic	1,383	8.43
Salem	226	1.38
Somerset	103	.63
Sussex	75	.46
Union	555	3.38
Warren	107	.65
<b>Total</b>	<b>16,398</b>	<b>100.00</b>

**Domestic Violence Statistics for Criminal Cases**  
**DISPOSITIONS for the Period Between January 1, 2020 and December 31, 2020**

<u>County</u>	<u>Dispositions</u>	<u>% of Total</u>
Atlantic	400	3.37
Bergen	596	5.03
Burlington	832	7.02
Camden	1,379	11.63
Cape May	134	1.13
Cumberland	590	4.97
Essex	1,575	13.28
Gloucester	360	3.04
Hudson	886	7.47
Hunterdon	47	.40
Mercer	644	5.43
Middlesex	967	8.15
Monmouth	643	5.42
Morris	304	2.56
Ocean	756	6.37
Passaic	1,083	9.13
Salem	159	1.34
Somerset	78	.66
Sussex	62	.52
Union	289	2.44
Warren	76	.64
<b>Total</b>	<b>11,860</b>	<b>100.00</b>

**Domestic Violence Statistics for Criminal Cases**  
**DISPOSITIONS BY TYPE for the Period Between January 1, 2020 and December 31, 2020**

<u>County</u>	<u>Total</u>	<u>DownGrade/ Remands</u>	<u>Dismissals</u>	<u>No Bills</u>	<u>Transfer/ Other</u>	<u>Transfer to Family</u>	<u>Plea to Disorderly</u>	<u>PTI Admissions</u>	<u>Guilty Pleas</u>	<u>Acquittal (Insane)</u>	<u>Acquittal (Trials)</u>	<u>Guilty Trials</u>
Atlantic	400	152	47	0	0	36	47	16	100	1	1	0
Bergen	596	226	9	2	0	209	28	39	82	0	0	1
Burlington	832	266	60	1	0	329	65	8	100	1	1	1
Camden	1,379	413	47	0	4	711	44	4	155	0	0	1
Cape May	134	15	34	0	0	44	0	10	31	0	0	0
Cumberland	590	194	106	0	0	227	4	6	53	0	0	0
Essex	1,575	587	511	65	2	158	76	12	163	0	1	0
Gloucester	360	109	41	0	0	157	7	4	40	0	1	1
Hudson	886	307	221	3	2	209	70	17	56	1	0	0
Hunterdon	47	11	7	1	0	9	8	6	5	0	0	0
Mercer	644	201	197	0	0	184	12	15	35	0	0	0
Middlesex	967	331	42	2	2	360	61	57	110	0	1	1
Monmouth	643	289	40	20	1	187	21	7	77	0	1	0
Morris	304	15	46	0	0	87	40	59	55	2	0	0
Ocean	756	92	41	0	3	407	108	18	87	0	0	0
Passaic	1,083	682	32	8	0	230	54	19	57	1	0	0
Salem	159	7	79	0	0	58	4	1	10	0	0	0
Somerset	78	2	17	0	1	40	2	3	12	0	0	1
Sussex	62	8	5	0	1	7	14	10	16	1	0	0
Union	289	102	29	0	0	71	34	10	43	0	0	0
Warren	76	1	6	0	1	26	18	7	17	0	0	0
<b>Total</b>	<b>11,860</b>	<b>4,010</b>	<b>1,617</b>	<b>102</b>	<b>17</b>	<b>3,746</b>	<b>717</b>	<b>328</b>	<b>1,304</b>	<b>7</b>	<b>6</b>	<b>6</b>

# Section Six

## Municipal Court Domestic Violence Complaints - Filings and Dispositions Statewide Figures

The following tables provide information regarding the number of domestic violence complaints processed by the municipal courts. A complaint, which may include more than one charge, is designated a domestic violence complaint if at least one charge constitutes a domestic violence offense under N.J.S.A. 2C:25-19a.

For the present analysis, a 'filed' domestic violence complaint is one that falls within the initial jurisdiction of the municipal court. This includes most domestic violence related disorderly persons and petty disorderly persons offenses. Domestic violence complaints that include indictable and other charges that statutorily fall within the jurisdiction of the Superior Court, even if filed in municipal court, are not counted. Those filings are properly reflected in the criminal section of this report.

The disposition information includes all domestic violence complaints adjudicated by a municipal court. This includes all cases falling within the initial jurisdiction of a municipal court as well as cases downgraded and remanded back to municipal court by the County Prosecutor.

The number of filings and dispositions are based on the FILING date and DISPOSITION date, respectively, and are independent of one another for the time period listed.

### DOMESTIC VIOLENCE STATISTICS AS RECORDED IN ACS (during Calendar Year 2020)

Filings	17,267	
Dispositions	11,245	
Types of Dispositions		
Guilty / Merged	2,390	21.25%
Not Guilty	101	.90%
Dismissed	8,745	77.77%
Conditional Discharge	9	.08%

SOURCE: ACS Database fy\_annual\_report/muni\_annual\_dv\_report\_part1

# Section Six

## Municipal Court Domestic Violence Complaints - Filings and Dispositions County Figures

Domestic Violence Statistics for Municipal Court Complaints  
Complaints Added for the Period Between January 1, 2020 and December 31, 2020

County	Filings	% of Total
Atlantic	744	4.31%
Bergen	708	4.10%
Burlington	1,014	5.87%
Camden	1,916	11.10%
Cape May	205	1.19%
Cumberland	774	4.48%
Essex	2,429	14.07%
Gloucester	755	4.37%
Hudson	1,216	7.04%
Hunterdon	134	.78%
Mercer	944	5.47%
Middlesex	1,198	6.94%
Monmouth	834	4.83%
Morris	316	1.83%
Ocean	1,055	6.11%
Passaic	762	4.41%
Salem	210	1.22%
Somerset	464	2.69%
Sussex	189	1.09%
Union	1,225	7.09%
Warren	175	1.01%
	<b>17,267</b>	<b>4.76%</b>

**Domestic Violence Statistics for Municipal Court Complaints**  
**Complaints Disposed for the Period Between January 1, 2020 and December 31, 2020**

County	Dispositions	% of Total
Atlantic	407	3.62%
Bergen	564	5.02%
Burlington	806	7.17%
Camden	1,065	9.47%
Cape May	114	1.01%
Cumberland	522	4.64%
Essex	1,390	12.36%
Gloucester	627	5.58%
Hudson	555	4.94%
Hunterdon	124	1.10%
Mercer	395	3.51%
Middlesex	673	5.98%
Monmouth	738	6.56%
Morris	231	2.05%
Ocean	782	6.95%
Passaic	725	6.45%
Salem	108	.96%
Somerset	290	2.58%
Sussex	169	1.50%
Union	849	7.55%
Warren	111	.99%
	<b>11,245</b>	<b>4.76%</b>

**Domestic Violence Statistics for Municipal Court Complaints**  
**Complaints Disposed by Type for the Period Between January 1, 2020 and December 31, 2020**

County	Total	Guilty/ Merged	Not Guilty	Dismissed	Conditional Discharge
Atlantic	407	43	1	363	0
Bergen	564	103	3	456	2
Burlington	806	156	2	648	0
Camden	1,065	186	27	852	0
Cape May	114	37	0	76	1
Cumberland	522	120	1	401	0
Essex	1,390	86	6	1,297	1
Gloucester	627	69	2	556	0
Hudson	555	89	4	462	0
Hunterdon	124	15	0	109	0
Mercer	395	47	1	346	1
Middlesex	673	167	4	502	0
Monmouth	738	336	11	388	3
Morris	231	29	7	195	0
Ocean	782	571	2	209	0
Passaic	725	60	2	663	0
Salem	108	11	0	97	0
Somerset	290	35	2	253	0
Sussex	169	33	24	112	0
Union	849	149	2	697	1
Warren	111	48	0	63	0
	<b>11,245</b>	<b>2,390</b>	<b>101</b>	<b>8,745</b>	<b>9</b>



**STUART RABNER**

CHIEF JUSTICE

**GLENN A. GRANT, J.A.D.**

ACTING ADMINISTRATIVE DIRECTOR OF THE COURTS

**JENNIFER M. PEREZ**

DIRECTOR, TRIAL COURT SERVICES

**JOANNE DIETRICH**

ASSISTANT DIRECTOR, FAMILY PRACTICE DIVISION

**SEPTEMBER 2021**